

# An adaptive $hp$ -refinement strategy with computable guaranteed bound on the error reduction factor\*

Patrik Daniel<sup>†‡</sup>   Alexandre Ern<sup>†‡</sup>   Iain Smears<sup>§</sup>   Martin Vohralík<sup>†‡</sup>

April 24, 2018

## Abstract

We propose a new practical adaptive refinement strategy for  $hp$ -finite element approximations of elliptic problems. Following recent theoretical developments in polynomial-degree-robust a posteriori error analysis, we solve two types of discrete local problems on vertex-based patches. The first type involves the solution on each patch of a mixed finite element problem with homogeneous Neumann boundary conditions, which leads to an  $\mathbf{H}(\operatorname{div}, \Omega)$ -conforming equilibrated flux. This, in turn, yields a guaranteed upper bound on the error and serves to mark mesh vertices for refinement via Dörfler’s bulk-chasing criterion. The second type of local problems involves the solution, on patches associated with marked vertices only, of two separate primal finite element problems with homogeneous Dirichlet boundary conditions, which serve to decide between  $h$ -,  $p$ -, or  $hp$ -refinement. Altogether, we show that these ingredients lead to a computable guaranteed bound on the ratio of the errors between successive refinements (error reduction factor). In a series of numerical experiments featuring smooth and singular solutions, we study the performance of the proposed  $hp$ -adaptive strategy and observe exponential convergence rates. We also investigate the accuracy of our bound on the reduction factor by evaluating the ratio of the predicted reduction factor relative to the true error reduction, and we find that this ratio is in general quite close to the optimal value of one.

**Key words:** a posteriori error estimate, adaptivity,  $hp$ -refinement, finite element method, error reduction, equilibrated flux, residual lifting

## 1 Introduction

Adaptive discretization methods constitute an important tool in computational science and engineering. Since the pioneering works on the  $hp$ -finite element method by Gui and Babuška [1, 2] and Babuška and Guo [3, 4] in the 1980s, where it was shown that for one-dimensional problems  $hp$ -refinement leads to exponential convergence with respect to the number of degrees of freedom on *a priori* adapted meshes, there has been a great amount of work devoted to developing *adaptive  $hp$ -refinement* strategies based on *a posteriori error estimates*. Convergence of  $hp$ -adaptive finite element approximations for elliptic problems, has, though, been addressed only very recently in Dörfler and Heuveline [5], Bürg and Dörfler [6], and Bank, Parsania, and Sauter [7]. The first optimality result we are aware of is by Canuto *et al.* [8], where an important ingredient is the  $hp$ -coarsening routine by Binev [9, 10]. These works extend to the  $hp$ -context the previous  $h$ -convergence and optimality results by Dörfler [11], Morin, Nochetto, and Siebert [12, 13], Stevenson [14], Cascón *et al.* [15], Carstensen *et al.* [16], see also Nochetto *et al.* [17] and the references therein. It is worth mentioning that most of the available convergence results are formulated for adaptive methods driven by residual-type a posteriori error estimators; other estimators have in particular been addressed in Cascón and Nochetto [18] and Kreuzer and Siebert [19].

\*This project has received funding from the European Research Council (ERC) under the European Union’s Horizon 2020 research and innovation program (grant agreement No 647134 GATIPOR).

<sup>†</sup>Inria, 2 rue Simone Iff, 75589 Paris, France

<sup>‡</sup>Universit Paris-Est, CERMICS (ENPC), 77455 Marne-la-Valle 2, France

<sup>§</sup>Department of Mathematics, University College London, Gower Street, WC1E 6BT London, United Kingdom

A key ingredient for adaptive  $hp$ -refinement is a local criterion in each mesh cell marked for refinement that allows one to decide whether  $h$ -,  $p$ -, or  $hp$ -refinement should be performed. There is a substantial amount of such criteria proposed in the literature; a computational overview can be found in Mitchell and McClain [20, 21]. Some of the mathematically motivated  $hp$ -decision criteria include, among others, those proposed by Eibner and Melenk [22], Houston and Süli [23] which both estimate the local regularity of the exact weak solution. Our proposed strategy fits into the group of algorithms based on solving local boundary value problems allowing us to forecast the benefits of performing  $h$ - or  $p$ -refinement, as recently considered in, e.g., [6, 5]. Similarly to [5], we use the *local* finite element spaces associated with a specific type of refinement to perform the above forecast and to take the local  $hp$ -refinement decision. We also mention the work of Demkowicz *et al.* [24] for an earlier, yet more expensive, version of the look-ahead idea, where it is proposed to solve an auxiliary problem on a *global* finite element space corresponding to a mesh refined uniformly either in  $h$  or in  $p$ .

In the present work, we focus on the Poisson model problem with (homogeneous) Dirichlet boundary conditions. In weak form, the model problem reads as follows: Find  $u \in H_0^1(\Omega)$  such that

$$(\nabla u, \nabla v) = (f, v) \quad \forall v \in H_0^1(\Omega), \quad (1.1)$$

where  $\Omega \subset \mathbb{R}^d$ ,  $d = 2, 3$ , is a polygonal/polyhedral domain (open, bounded, and connected set) with a Lipschitz boundary,  $f \in L^2(\Omega)$ ,  $H_0^1(\Omega)$  denotes the Sobolev space of all functions in  $L^2(\Omega)$  which have all their first-order weak derivatives in  $L^2(\Omega)$  and a zero trace on  $\partial\Omega$ , and  $(\cdot, \cdot)$  stands for the  $L^2(\Omega)$  or  $[L^2(\Omega)]^d$  inner product. Our first goal is to propose a reliable and computationally-efficient *hp-adaptive strategy* to approximate the model problem (1.1) that hinges on the recent theoretical developments on polynomial-degree-robust a posteriori error estimates due to Braess *et al.* [25] and Ern and Vohralík [26, 27]. The present  $hp$ -adaptive algorithm follows the well-established paradigm based on an iterative loop where each step consists of the following four modules:

$$\text{SOLVE} \rightarrow \text{ESTIMATE} \rightarrow \text{MARK} \rightarrow \text{REFINE}. \quad (1.2)$$

Here, SOLVE stands for application of the conforming finite element method on a matching (no hanging nodes) simplicial mesh to approximate the model problem (1.1); spatially-varying polynomial degree is allowed. The module ESTIMATE is based on an equilibrated flux a posteriori error estimate, obtained by solving, for each mesh vertex, a local mixed finite element problem with a (homogeneous) Neumann boundary condition on the patch of cells sharing the given vertex. The module MARK is based on a bulk-chasing criterion inspired by the well-known Dörfler's marking [11]; here we mark mesh vertices and not simplices since we observe a smoother performance in practice and since we later work with some vertex-based auxiliary quantities.

The module REFINE, where we include our  $hp$ -decision criterion, is organized into three steps. First, we solve two local finite element problems on each patch of simplices attached to a mesh vertex marked for refinement, with either the mesh refined or the polynomial degree increased. This is inspired by the key observation from [26, Lemma 3.23] that guaranteed local efficiency can be materialized by some local conforming finite element solves. These conforming residual liftings allow us, in particular, to estimate the effect of applying  $h$ - or  $p$ -refinement, and lead to a partition of the set of marked vertices into two disjoint subsets, one collecting the mesh vertices flagged for  $h$ -refinement and the other collecting the mesh vertices flagged for  $p$ -refinement. The second step of the module REFINE uses these two subsets to flag the simplices for  $h$ -,  $p$ , or  $hp$ -refinement. Finally, the third step of the module REFINE uses the above sets of flagged simplices to build the next simplicial mesh and the next polynomial-degree distribution. Let us mention that recently, Dolejší *et al.* [28] also devised an  $hp$ -adaptive algorithm driven by polynomial-degree-robust a posteriori error estimates based on the equilibrated fluxes from [25, 26, 27]. The differences with the present work are that the interior penalty discontinuous Galerkin method is considered in [28], and more importantly, that the present  $hp$ -decision criterion hinges on local primal solves on patches around marked vertices.

The second goal of the present work is to show that the proposed  $hp$ -adaptive strategy automatically leads to a *computable guaranteed bound* on the *error reduction factor* between two consecutive steps of the adaptive loop (1.2). More precisely, we show how to compute explicitly a real number  $C_{\text{red}} \in [0, 1]$  so that

$$\|\nabla(u - u_{\ell+1})\| \leq C_{\text{red}} \|\nabla(u - u_{\ell})\|, \quad (1.3)$$

where  $u_\ell$  denotes the discrete solution on  $\ell$ -th iteration of the adaptive loop, see Theorem 5.2 below. Thus the number  $C_{\text{red}}$  gives a guaranteed (constant-free) bound on the ratio of the errors between successive refinements. This must not be confused with saying that the error is guaranteed to be reduced, since the case  $C_{\text{red}} = 1$  cannot be ruled out in general without additional assumptions (e.g. an interior node property, see [12] for further details). The computation of  $C_{\text{red}}$  crucially relies on a combined use of the equilibrated fluxes and of the conforming residual liftings, which were already used for the error estimation and  $hp$ -refinement decision criterion respectively. It is worth noting that we consider a homogeneous Dirichlet boundary condition for the local residual liftings in order to obtain an estimate on the error reduction factor that is as sharp as possible.

The rest of this manuscript is organized as follows. Section 2 describes the discrete setting and introduces some useful notation. Section 3 presents the modules SOLVE, ESTIMATE, and MARK, whereas Section 4 presents the module REFINE. Section 5 contains our main result on a guaranteed bound on the error reduction factor. Finally, numerical experiments on two-dimensional test cases featuring smooth and singular solutions are discussed in Section 6, and conclusions are drawn in Section 7.

## 2 Discrete setting

The main purpose of the adaptive loop (1.2) is to generate a sequence of finite-dimensional  $H_0^1$ -conforming finite element spaces  $(V_\ell)_{\ell \geq 0}$ , where the integer  $\ell \geq 0$  stands for the iteration counter in (1.2).  $H_0^1$ -conformity means that  $V_\ell \subset H_0^1(\Omega)$  for all  $\ell \geq 0$ . In this work, we shall make the following nestedness assumption:

$$V_\ell \subset V_{\ell+1}, \quad \forall \ell \geq 0. \quad (2.1)$$

The space  $V_\ell$  is built from two ingredients: (i) a matching simplicial mesh  $\mathcal{T}_\ell$  of the computational domain  $\Omega$ , that is, a finite collection of (closed) non-overlapping simplices  $K \in \mathcal{T}_\ell$  covering  $\bar{\Omega}$  exactly and such that the intersection of two different simplices is either empty, a common vertex, a common edge, or a common face; (ii) a polynomial-degree distribution described by the vector  $\mathbf{p}_\ell := (p_{\ell,K})_{K \in \mathcal{T}_\ell}$  that assigns a polynomial degree to each simplex  $K \in \mathcal{T}_\ell$ . The conforming finite element space  $V_\ell$  is then defined as

$$V_\ell := \mathbb{P}_{\mathbf{p}_\ell}(\mathcal{T}_\ell) \cap H_0^1(\Omega), \quad \forall \ell \geq 0,$$

where  $\mathbb{P}_{\mathbf{p}_\ell}(\mathcal{T}_\ell)$  denotes the space of piecewise polynomials of total degree  $p_{\ell,K} \geq 1$  on each simplex  $K \in \mathcal{T}_\ell$ . In other words, any function  $v_\ell \in V_\ell$  satisfies  $v_\ell \in H_0^1(\Omega)$  and  $v_\ell|_K \in \mathbb{P}_{p_{\ell,K}}(K)$  for all  $K \in \mathcal{T}_\ell$ , where for an integer  $p \geq 1$ ,  $\mathbb{P}_p(K)$  stands for the space of polynomials of total degree at most  $p$  on the simplex  $K$ .

The initial mesh  $\mathcal{T}_0$  and the initial polynomial-degree distribution  $\mathbf{p}_0$  are given, and the purpose of each step  $\ell \geq 0$  of the adaptive loop (1.2) is to produce the next mesh  $\mathcal{T}_{\ell+1}$  and the next polynomial-degree distribution  $\mathbf{p}_{\ell+1}$ . In order to ensure the nestedness property (2.1), the following two properties are to be satisfied: (i) The sequence  $(\mathcal{T}_\ell)_{\ell \geq 0}$  is hierarchical, i.e., for all  $\ell \geq 0$  and all  $\tilde{K} \in \mathcal{T}_{\ell+1}$ , there is a unique simplex  $K \in \mathcal{T}_\ell$ , called the parent of  $\tilde{K}$  so that  $\tilde{K} \subseteq K$ ; (ii) The local polynomial degree is locally increasing, i.e., for all  $\ell \geq 0$  and all  $\tilde{K} \in \mathcal{T}_{\ell+1}$ ,  $p_{\ell+1,\tilde{K}} \geq p_{\ell,K}$  where  $K \in \mathcal{T}_\ell$  is the parent of  $\tilde{K}$ . Moreover, we assume the following shape-regularity property: There exists a constant  $\kappa_{\mathcal{T}} > 0$  such that  $\max_{K \in \mathcal{T}_\ell} h_K / \rho_K \leq \kappa_{\mathcal{T}}$  for all  $\ell \geq 0$ , where  $h_K$  is the diameter of  $K$  and  $\rho_K$  is the diameter of the largest ball inscribed in  $K$ .

Before closing this section, we introduce some further useful notation. The set of vertices  $\mathcal{V}_\ell$  of each mesh  $\mathcal{T}_\ell$  is decomposed into  $\mathcal{V}_\ell^{\text{int}}$  and  $\mathcal{V}_\ell^{\text{ext}}$ , the set of inner and boundary vertices, respectively. For each vertex  $\mathbf{a} \in \mathcal{V}_\ell$ , the so-called hat function  $\psi_\ell^{\mathbf{a}}$  is the continuous, piecewise affine function that takes the value 1 at the vertex  $\mathbf{a}$  and the value 0 at all the other vertices of  $\mathcal{V}_\ell$ ; the function  $\psi_\ell^{\mathbf{a}}$  is in  $V_\ell$  for all  $\mathbf{a} \in \mathcal{V}_\ell^{\text{int}}$ . Moreover, we consider the simplex patch  $\mathcal{T}_\ell^{\mathbf{a}} \subset \mathcal{T}_\ell$  which is the collection of the simplices in  $\mathcal{T}_\ell$  sharing the vertex  $\mathbf{a} \in \mathcal{V}_\ell$ , and we denote by  $\omega_\ell^{\mathbf{a}}$  the corresponding open subdomain. Finally, for each simplex  $K \in \mathcal{T}_\ell$ ,  $\mathcal{V}_K$  denotes the set of vertices of  $K$ .

## 3 The modules SOLVE, ESTIMATE, and MARK

In this section we present the modules SOLVE, ESTIMATE, and MARK from the adaptive loop (1.2). Let  $\ell \geq 0$  denote the current iteration number.

### 3.1 The module SOLVE

The module SOLVE takes as input the  $H_0^1$ -conforming finite element space  $V_\ell$  and outputs the discrete function  $u_\ell \in V_\ell$  which is the unique solution of

$$(\nabla u_\ell, \nabla v_\ell) = (f, v_\ell) \quad \forall v_\ell \in V_\ell. \quad (3.1)$$

### 3.2 The module ESTIMATE

Following [29, 25, 26, 28, 27], see also the references therein, the module ESTIMATE relies on an equilibrated flux a posteriori error estimate on the energy error  $\|\nabla(u - u_\ell)\|$ . The module ESTIMATE takes as input the finite element solution  $u_\ell$  and outputs a collection of local error indicators  $\{\eta_K\}_{K \in \mathcal{T}_\ell}$ . The equilibrated flux is constructed locally from mixed finite element solves on the simplex patches  $\mathcal{T}_\ell^{\mathbf{a}}$  attached to each vertex  $\mathbf{a} \in \mathcal{V}_\ell$ . For this construction, we consider as in [28] the local polynomial degree  $p_{\mathbf{a}}^{\text{est}} := \max_{K \in \mathcal{T}_\ell^{\mathbf{a}}} p_{\ell, K}$  (any other choice so that  $p_{\mathbf{a}}^{\text{est}} \geq \max_{K \in \mathcal{T}_\ell^{\mathbf{a}}} p_{\ell, K}$  can also be employed). We consider the local Raviart–Thomas–Nédélec mixed finite element spaces  $(\mathbf{V}_\ell^{\mathbf{a}}, Q_\ell^{\mathbf{a}})$  which are defined for all  $\mathbf{a} \in \mathcal{V}_\ell^{\text{int}}$  by

$$\begin{aligned} \mathbf{V}_\ell^{\mathbf{a}} &:= \{\mathbf{v}_\ell \in \mathbf{H}(\text{div}, \omega_\ell^{\mathbf{a}}); \mathbf{v}_\ell|_K \in \mathbf{RTN}_{p_{\mathbf{a}}^{\text{est}}}(K), \forall K \in \mathcal{T}_\ell^{\mathbf{a}}, \mathbf{v}_\ell \cdot \mathbf{n}_{\omega_\ell^{\mathbf{a}}} = 0 \text{ on } \partial\omega_\ell^{\mathbf{a}}\}, \\ Q_\ell^{\mathbf{a}} &:= \{q_\ell \in \mathbb{P}_{p_{\mathbf{a}}^{\text{est}}}(\mathcal{T}_\ell^{\mathbf{a}}); (q_\ell, 1)_{\omega_\ell^{\mathbf{a}}} = 0\}, \end{aligned}$$

and, for all  $\mathbf{a} \in \mathcal{V}_\ell^{\text{ext}}$ ,

$$\begin{aligned} \mathbf{V}_\ell^{\mathbf{a}} &:= \{\mathbf{v}_\ell \in \mathbf{H}(\text{div}, \omega_\ell^{\mathbf{a}}); \mathbf{v}_\ell|_K \in \mathbf{RTN}_{p_{\mathbf{a}}^{\text{est}}}(K), \forall K \in \mathcal{T}_\ell^{\mathbf{a}}, \mathbf{v}_\ell \cdot \mathbf{n}_{\omega_\ell^{\mathbf{a}}} = 0 \text{ on } \partial\omega_\ell^{\mathbf{a}} \setminus \partial\Omega\}, \\ Q_\ell^{\mathbf{a}} &:= \mathbb{P}_{p_{\mathbf{a}}^{\text{est}}}(\mathcal{T}_\ell^{\mathbf{a}}), \end{aligned}$$

where  $\mathbf{RTN}_{p_{\mathbf{a}}^{\text{est}}}(K) := [\mathbb{P}_{p_{\mathbf{a}}^{\text{est}}}(K)]^d + \mathbb{P}_{p_{\mathbf{a}}^{\text{est}}}(K)\mathbf{x}$ , and  $\mathbf{n}_{\omega_\ell^{\mathbf{a}}}$  denotes the unit outward-pointing normal to  $\omega_\ell^{\mathbf{a}}$ .

**Definition 3.1** (Flux reconstruction  $\boldsymbol{\sigma}_\ell$ ). *Let  $u_\ell$  solve (3.1). The global equilibrated flux  $\boldsymbol{\sigma}_\ell$  is constructed as  $\boldsymbol{\sigma}_\ell := \sum_{\mathbf{a} \in \mathcal{V}_\ell} \boldsymbol{\sigma}_\ell^{\mathbf{a}}$ , where, for each vertex  $\mathbf{a} \in \mathcal{V}_\ell$ ,  $(\boldsymbol{\sigma}_\ell^{\mathbf{a}}, \gamma_\ell^{\mathbf{a}}) \in \mathbf{V}_\ell^{\mathbf{a}} \times Q_\ell^{\mathbf{a}}$  solves*

$$\begin{aligned} (\boldsymbol{\sigma}_\ell^{\mathbf{a}}, \mathbf{v}_\ell)_{\omega_\ell^{\mathbf{a}}} - (\gamma_\ell^{\mathbf{a}}, \nabla \cdot \mathbf{v}_\ell)_{\omega_\ell^{\mathbf{a}}} &= -(\psi_\ell^{\mathbf{a}} \nabla u_\ell, \mathbf{v}_\ell)_{\omega_\ell^{\mathbf{a}}} \quad \forall \mathbf{v}_\ell \in \mathbf{V}_\ell^{\mathbf{a}}, \\ (\nabla \cdot \boldsymbol{\sigma}_\ell^{\mathbf{a}}, q_\ell)_{\omega_\ell^{\mathbf{a}}} &= (f \psi_\ell^{\mathbf{a}} - \nabla u_\ell \cdot \nabla \psi_\ell^{\mathbf{a}}, q_\ell)_{\omega_\ell^{\mathbf{a}}} \quad \forall q_\ell \in Q_\ell^{\mathbf{a}}; \end{aligned}$$

or, equivalently,

$$\boldsymbol{\sigma}_\ell^{\mathbf{a}} := \arg \min_{\mathbf{v}_\ell \in \mathbf{V}_\ell^{\mathbf{a}}, \nabla \cdot \mathbf{v}_\ell = \Pi_{Q_\ell^{\mathbf{a}}}(f \psi_\ell^{\mathbf{a}} - \nabla u_\ell \cdot \nabla \psi_\ell^{\mathbf{a}})} \|\psi_\ell^{\mathbf{a}} \nabla u_\ell + \mathbf{v}_\ell\|_{\omega_\ell^{\mathbf{a}}},$$

and where  $\boldsymbol{\sigma}_\ell^{\mathbf{a}}$  is extended by zero outside  $\omega_\ell^{\mathbf{a}}$ .

Note that the Neumann compatibility condition for the problem (3.2) is satisfied for all  $\mathbf{a} \in \mathcal{V}_\ell^{\text{int}}$  (take  $v_\ell = \psi_\ell^{\mathbf{a}}$  as a test function in (3.1)). Moreover, Definition 3.1 yields a globally  $\mathbf{H}(\text{div}, \Omega)$ -conforming flux reconstruction  $\boldsymbol{\sigma}_\ell$  such that, for all  $K \in \mathcal{T}_\ell$ ,  $(\nabla \cdot \boldsymbol{\sigma}_\ell, v_\ell)_K = (f, v_\ell)_K$  for all  $v_\ell \in \mathbb{P}_{\min_{\mathbf{a} \in \mathcal{V}_K} p_{\mathbf{a}}^{\text{est}}}(K)$ , see [28, Lemma 3.6]. Using the current notation, [28, Theorem 3.3] states the following result.

**Theorem 3.2** (Guaranteed upper bound on the error). *Let  $u$  solve (1.1) and  $u_\ell$  solve (3.1). Let  $\boldsymbol{\sigma}_\ell$  be the equilibrated flux reconstruction of Definition 3.1. Then*

$$\|\nabla(u - u_\ell)\| \leq \eta(\mathcal{T}_\ell) := \left\{ \sum_{K \in \mathcal{T}_\ell} \eta_K^2 \right\}^{\frac{1}{2}}, \quad \eta_K := \|\nabla u_\ell + \boldsymbol{\sigma}_\ell\|_K + \frac{h_K}{\pi} \|f - \nabla \cdot \boldsymbol{\sigma}_\ell\|_K. \quad (3.3)$$

As discussed in, e.g., [26, Remark 3.6], the term  $\frac{h_K}{\pi} \|f - \nabla \cdot \boldsymbol{\sigma}_\ell\|_K$  represents, for all  $K \in \mathcal{T}_\ell$ , a local oscillation in the source datum  $f$  that, under suitable smoothness assumptions, converges to zero two orders faster than the error. To cover the whole computational range in our numerical experiments, this term is kept in the error indicator  $\eta_K$ .

### 3.3 The module MARK

The module MARK takes as input the local error estimators  $\{\eta_K\}_{K \in \mathcal{T}_\ell}$  from Theorem 3.2 and outputs a set of marked vertices  $\tilde{\mathcal{V}}_\ell^\theta \subset \mathcal{V}_\ell$  using a bulk-chasing criterion inspired by the well-known Dörfler's marking criterion [11]. The reason why we mark vertices and not simplices is that our  $hp$ -decision criterion in the module REFINE (see Section 4 below) hinges on the solution of local primal solves posed on the patches  $\mathcal{T}_\ell^{\mathbf{a}}$  associated with the marked vertices  $\mathbf{a} \in \tilde{\mathcal{V}}_\ell^\theta$ ; we also observe in practice a smoother performance of the overall  $hp$ -adaptive procedure when marking vertices than when marking elements. Vertex-marking strategies are also considered, among others, in [12, 30].

For a subset  $\mathcal{S} \subset \mathcal{T}_\ell$ , we use the notation  $\eta(\mathcal{S}) := \{\sum_{K \in \mathcal{S}} \eta_K^2\}^{1/2}$ . In the module MARK, the set of marked vertices  $\tilde{\mathcal{V}}_\ell^\theta$  is selected in such a way that

$$\eta\left(\bigcup_{\mathbf{a} \in \tilde{\mathcal{V}}_\ell^\theta} \mathcal{T}_\ell^{\mathbf{a}}\right) \geq \theta \eta(\mathcal{T}_\ell), \quad (3.4)$$

where  $\theta \in (0, 1]$  is a fixed threshold. Letting

$$\mathcal{M}_\ell^\theta := \bigcup_{\mathbf{a} \in \tilde{\mathcal{V}}_\ell^\theta} \mathcal{T}_\ell^{\mathbf{a}} \subset \mathcal{T}_\ell \quad (3.5)$$

be the collection of all the simplices that belong to a patch associated with a marked vertex, we observe that (3.4) means that  $\eta(\mathcal{M}_\ell^\theta) \geq \theta \eta(\mathcal{T}_\ell)$ . To select a set  $\tilde{\mathcal{V}}_\ell^\theta$  of minimal cardinality, the mesh vertices in  $\mathcal{V}_\ell$  are sorted by comparing the vertex-based error estimators  $\eta(\mathcal{T}_\ell^{\mathbf{a}})$  for all  $\mathbf{a} \in \mathcal{V}_\ell$ , and a greedy algorithm is employed to build the set  $\tilde{\mathcal{V}}_\ell^\theta$ . The module MARK is summarized in Algorithm 1. A possibly slightly larger set  $\tilde{\mathcal{V}}_\ell^\theta$  can be constructed with linear cost in terms of the number of mesh vertices by using the algorithm proposed in [11, Section 5.2].

---

#### Algorithm 1 (module MARK)

---

```

1: procedure MARK( $\{\eta_K\}_{K \in \mathcal{T}_\ell}, \theta$ )
2:    $\triangleright$  Input: error indicators  $\{\eta_K\}_{K \in \mathcal{T}_\ell}$ , marking parameter  $\theta \in (0, 1]$ 
3:    $\triangleright$  Output: set of marked vertices  $\tilde{\mathcal{V}}_\ell^\theta$ 
4:   for all  $\mathbf{a} \in \mathcal{V}_\ell$  do
5:     Compute the vertex-based error estimator  $\eta(\mathcal{T}_\ell^{\mathbf{a}})$ 
6:   end for
7:   Sort the vertices according to  $\eta(\mathcal{T}_\ell^{\mathbf{a}})$ 
8:   Set  $\tilde{\mathcal{V}}_\ell^\theta := \emptyset$ 
9:   while  $\eta(\bigcup_{\mathbf{a} \in \tilde{\mathcal{V}}_\ell^\theta} \mathcal{T}_\ell^{\mathbf{a}}) < \theta \eta(\mathcal{T}_\ell)$  do
10:    Add to  $\tilde{\mathcal{V}}_\ell^\theta$  the next sorted vertex  $\mathbf{a} \in \mathcal{V}_\ell \setminus \tilde{\mathcal{V}}_\ell^\theta$ 
11:  end while
12: end procedure

```

---

## 4 The module REFINE

The module REFINE takes as input the set of marked vertices  $\tilde{\mathcal{V}}_\ell^\theta$  and outputs the mesh  $\mathcal{T}_{\ell+1}$  and the polynomial-degree distribution  $\mathbf{p}_{\ell+1}$  to be used at the next step of the adaptive loop (1.2); the integer  $\ell \geq 0$  is the current iteration number therein. This module is organized into three steps. First, an  $hp$ -decision is made on all the marked vertices so that each marked vertex  $\mathbf{a} \in \tilde{\mathcal{V}}_\ell^\theta$  is flagged either for  $h$ -refinement or for  $p$ -refinement. This means that the set  $\tilde{\mathcal{V}}_\ell^\theta$  is split into two disjoint subsets  $\tilde{\mathcal{V}}_\ell^\theta = \tilde{\mathcal{V}}_\ell^h \cup \tilde{\mathcal{V}}_\ell^p$  with obvious notation (here we drop the superscript  $\theta$  to simplify the notation). Then, in the second step, the subsets  $\tilde{\mathcal{V}}_\ell^h$  and  $\tilde{\mathcal{V}}_\ell^p$  are used to define subsets  $\mathcal{M}_\ell^h$  and  $\mathcal{M}_\ell^p$  of the set of marked simplices  $\mathcal{M}_\ell^\theta$  (see (3.5)). The subsets  $\mathcal{M}_\ell^h$  and  $\mathcal{M}_\ell^p$  are not necessarily disjoint which means that some simplices can be flagged for  $hp$ -refinement. Finally, the two subsets  $\mathcal{M}_\ell^h$  and  $\mathcal{M}_\ell^p$  are used to construct  $\mathcal{T}_{\ell+1}$  and  $\mathbf{p}_{\ell+1}$ .

## 4.1 $hp$ -decision on vertices

Our  $hp$ -decision on marked vertices is made on the basis of two local primal solves on the patch  $\mathcal{T}_\ell^{\mathbf{a}}$  attached to each marked vertex  $\mathbf{a} \in \tilde{\mathcal{V}}_\ell^\theta$ . The idea is to construct two distinct local patch-based spaces in order to emulate separately the effects of  $h$ - and  $p$ -refinement. Let us denote the polynomial-degree distribution in the patch  $\mathcal{T}_\ell^{\mathbf{a}}$  by the vector  $\mathbf{p}_\ell^{\mathbf{a}} := (p_{\ell,K})_{K \in \mathcal{T}_\ell^{\mathbf{a}}}$ .

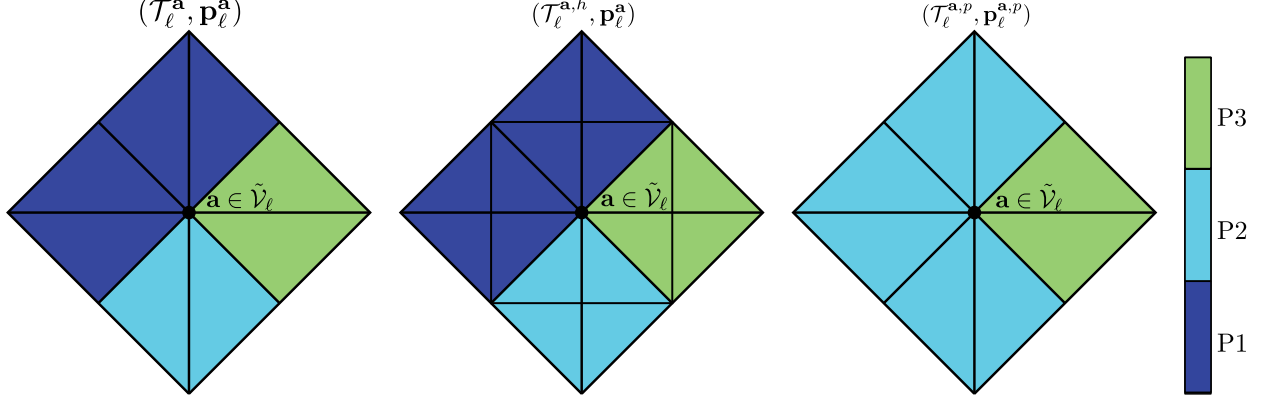


Figure 1: An example of patch  $\mathcal{T}_\ell^{\mathbf{a}}$  together with its polynomial-degree distribution  $\mathbf{p}_\ell^{\mathbf{a}}$  (left) and its  $h$ -refined (center) and  $p$ -refined versions (right) from Definitions 4.1 and 4.2 respectively.

**Definition 4.1 ( $h$ -refinement residual).** Let  $\mathbf{a} \in \tilde{\mathcal{V}}_\ell^\theta$  be a marked vertex with associated patch  $\mathcal{T}_\ell^{\mathbf{a}}$  and polynomial-degree distribution  $\mathbf{p}_\ell^{\mathbf{a}}$ . We set

$$V_\ell^{\mathbf{a},h} := \mathbb{P}_{\mathbf{p}_\ell^{\mathbf{a},h}}(\mathcal{T}_\ell^{\mathbf{a},h}) \cap H_0^1(\omega_\ell^{\mathbf{a}}), \quad (4.1)$$

where  $\mathcal{T}_\ell^{\mathbf{a},h}$  is obtained as a matching simplicial refinement of  $\mathcal{T}_\ell^{\mathbf{a}}$  by dividing each simplex  $K \in \mathcal{T}_\ell^{\mathbf{a}}$  into at least two children simplices, and the polynomial-degree distribution  $\mathbf{p}_\ell^{\mathbf{a},h}$  is obtained from  $\mathbf{p}_\ell^{\mathbf{a}}$  by assigning to each newly-created simplex the same polynomial degree as its parent. Then, we let  $r^{\mathbf{a},h} \in V_\ell^{\mathbf{a},h}$  solve

$$(\nabla r^{\mathbf{a},h}, \nabla v^{\mathbf{a},h})_{\omega_\ell^{\mathbf{a}}} = (f, v^{\mathbf{a},h})_{\omega_\ell^{\mathbf{a}}} - (\nabla u_\ell, \nabla v^{\mathbf{a},h})_{\omega_\ell^{\mathbf{a}}} \quad \forall v^{\mathbf{a},h} \in V_\ell^{\mathbf{a},h}.$$

**Definition 4.2 ( $p$ -refinement residual).** Let  $\mathbf{a} \in \tilde{\mathcal{V}}_\ell^\theta$  be a marked vertex with associated patch  $\mathcal{T}_\ell^{\mathbf{a}}$  and polynomial-degree distribution  $\mathbf{p}_\ell^{\mathbf{a}}$ . We set

$$V_\ell^{\mathbf{a},p} := \mathbb{P}_{\mathbf{p}_\ell^{\mathbf{a},p}}(\mathcal{T}_\ell^{\mathbf{a},p}) \cap H_0^1(\omega_\ell^{\mathbf{a}}), \quad (4.2)$$

where  $\mathcal{T}_\ell^{\mathbf{a},p} := \mathcal{T}_\ell^{\mathbf{a}}$ , and the polynomial-degree distribution  $\mathbf{p}_\ell^{\mathbf{a},p}$  is obtained from  $\mathbf{p}_\ell^{\mathbf{a}}$  by assigning to each simplex  $K \in \mathcal{T}_\ell^{\mathbf{a},p} = \mathcal{T}_\ell^{\mathbf{a}}$  the polynomial degree  $p_{\ell,K} + \delta_K^{\mathbf{a}}$  where

$$\delta_K^{\mathbf{a}} := \begin{cases} 1 & \text{if } p_{\ell,K} = \min_{K' \in \mathcal{T}_\ell^{\mathbf{a}}} p_{\ell,K'}, \\ 0 & \text{otherwise.} \end{cases} \quad (4.3)$$

Then, we let  $r^{\mathbf{a},p} \in V_\ell^{\mathbf{a},p}$  solve

$$(\nabla r^{\mathbf{a},p}, \nabla v^{\mathbf{a},p})_{\omega_\ell^{\mathbf{a}}} = (f, v^{\mathbf{a},p})_{\omega_\ell^{\mathbf{a}}} - (\nabla u_\ell, \nabla v^{\mathbf{a},p})_{\omega_\ell^{\mathbf{a}}} \quad \forall v^{\mathbf{a},p} \in V_\ell^{\mathbf{a},p}.$$

The local residual liftings  $r^{\mathbf{a},h}$  and  $r^{\mathbf{a},p}$  from Definitions 4.1 and 4.2, respectively, are used to define the following two disjoint subsets of the set of marked vertices  $\tilde{\mathcal{V}}_\ell^\theta$ :

$$\tilde{\mathcal{V}}_\ell^h := \{\mathbf{a} \in \tilde{\mathcal{V}}_\ell^\theta \mid \|\nabla r^{\mathbf{a},h}\|_{\omega_\ell^{\mathbf{a}}} \geq \|\nabla r^{\mathbf{a},p}\|_{\omega_\ell^{\mathbf{a}}}\}, \quad (4.4a)$$

$$\tilde{\mathcal{V}}_\ell^p := \{\mathbf{a} \in \tilde{\mathcal{V}}_\ell^\theta \mid \|\nabla r^{\mathbf{a},h}\|_{\omega_\ell^{\mathbf{a}}} < \|\nabla r^{\mathbf{a},p}\|_{\omega_\ell^{\mathbf{a}}}\}, \quad (4.4b)$$

in such a way that

$$\tilde{\mathcal{V}}_\ell^\theta = \tilde{\mathcal{V}}_\ell^h \cup \tilde{\mathcal{V}}_\ell^p, \quad \tilde{\mathcal{V}}_\ell^h \cap \tilde{\mathcal{V}}_\ell^p = \emptyset.$$

The above  $hp$ -decision criterion on vertices means that a marked vertex is flagged for  $h$ -refinement if the local residual norm  $\|\nabla r^{\mathbf{a},h}\|_{\omega_\ell^\mathbf{a}}$  is larger than  $\|\nabla r^{\mathbf{a},p}\|_{\omega_\ell^\mathbf{a}}$ ; otherwise, this vertex is flagged for  $p$ -refinement. Further motivation for this choice is discussed in Remark 5.3 below.

**Remark 4.3** ( $p$ -refinement). *Other choices are possible for the polynomial-degree increment defined in (4.3). One possibility is to set  $\delta_K^\mathbf{a} = 1$  for all  $K \in \mathcal{T}_\ell^\mathbf{a}$ . However, in our numerical experiments, we observe that this choice leads to rather scattered polynomial-degree distributions over the whole computational domain. The choice (4.3) is more conservative and leads to a smoother overall polynomial-degree distribution. We believe that this choice is preferable, at least as long as a polynomial-degree coarsening procedure is not included in the adaptive loop. Another possibility is to use  $\lceil \alpha p_{\ell,K} \rceil$  with  $\alpha > 1$  instead of  $p_{\ell,K} + \delta_K^\mathbf{a}$ , which corresponds to the theoretical developments in [30].*

## 4.2 $hp$ -decision on simplices

The second step in the module REFINE is to use the subsets  $\tilde{\mathcal{V}}_\ell^h$  and  $\tilde{\mathcal{V}}_\ell^p$  to decide whether  $h$ -,  $p$ -, or  $hp$ -refinement should be performed on each simplex having at least one flagged vertex. To this purpose, we define the following subsets:

$$\mathcal{M}_\ell^h := \{K \in \mathcal{T}_\ell \mid \mathcal{V}_K \cap \tilde{\mathcal{V}}_\ell^h \neq \emptyset\} \subset \mathcal{M}_\ell^\theta, \quad (4.5a)$$

$$\mathcal{M}_\ell^p := \{K \in \mathcal{T}_\ell \mid \mathcal{V}_K \cap \tilde{\mathcal{V}}_\ell^p \neq \emptyset\} \subset \mathcal{M}_\ell^\theta. \quad (4.5b)$$

In other words, a simplex  $K \in \mathcal{T}_\ell$  is flagged for  $h$ -refinement (resp.,  $p$ -refinement) if it has at least one vertex flagged for  $h$ -refinement (resp.,  $p$ -refinement). Note that the subsets  $\mathcal{M}_\ell^h$  and  $\mathcal{M}_\ell^p$  are not necessarily disjoint since a simplex can have some vertices flagged for  $h$ -refinement and others flagged for  $p$ -refinement; such simplices are then flagged for  $hp$ -refinement. Note also that  $\mathcal{M}_\ell^h \cup \mathcal{M}_\ell^p = \cup_{\mathbf{a} \in \tilde{\mathcal{V}}_\ell^\theta} \mathcal{T}_\ell^\mathbf{a} = \mathcal{M}_\ell^\theta$  is indeed the set of marked simplices considered in the module MARK.

## 4.3 $hp$ -refinement

In this last and final step, the subsets  $\mathcal{M}_\ell^h$  and  $\mathcal{M}_\ell^p$  are used to produce first the next mesh  $\mathcal{T}_{\ell+1}$  and then the next polynomial-degree distribution  $\mathbf{p}_{\ell+1}$  on the mesh  $\mathcal{T}_{\ell+1}$ .

The next mesh  $\mathcal{T}_{\ell+1}$  is a matching simplicial refinement of  $\mathcal{T}_\ell$  obtained by dividing each flagged simplex  $K \in \mathcal{M}_\ell^h$  into at least two simplices in a way that is consistent with the matching simplicial refinement of  $\mathcal{T}_\ell^\mathbf{a}$  considered in Definition 4.1 to build  $\mathcal{T}_\ell^{\mathbf{a},h}$ , i.e., such that  $\mathcal{T}_\ell^{\mathbf{a},h} \subset \mathcal{T}_{\ell+1}$  for all  $\mathbf{a} \in \tilde{\mathcal{V}}_\ell^h$ . Note that to preserve the conformity of the mesh, additional refinements beyond the set of flagged simplices  $\mathcal{M}_\ell^h$  may be carried out when building  $\mathcal{T}_{\ell+1}$ . Several algorithms can be considered to refine the mesh. In our numerical experiments, we used the newest vertex bisection algorithm [31].

After having constructed the next mesh  $\mathcal{T}_{\ell+1}$ , we assign the next polynomial-degree distribution  $\mathbf{p}_{\ell+1}$  as follows. For all  $\tilde{K} \in \mathcal{T}_{\ell+1}$ , let  $K$  denote its parent simplex in  $\mathcal{T}_\ell$ . We then set

$$p_{\ell+1,\tilde{K}} := p_{\ell,K} \quad \text{if } K \notin \mathcal{M}_\ell^p, \quad (4.6)$$

that is, we assign the same polynomial degree to the children of a simplex that is not flagged for  $p$ -refinement, whereas we set

$$p_{\ell+1,\tilde{K}} := \max_{\mathbf{a} \in \mathcal{V}_K \cap \tilde{\mathcal{V}}_\ell^p} (p_{\ell,K} + \delta_K^\mathbf{a}) \quad \text{if } K \in \mathcal{M}_\ell^p, \quad (4.7)$$

that is, we assign to the children of a simplex  $K \in \mathcal{M}_\ell^p$  flagged for  $p$ -refinement the largest of the polynomial degrees considered in Definition 4.2 to build the local residual liftings associated with the vertices of  $K$  flagged for  $p$ -refinement.

---

**Algorithm 2 (module REFINE)**


---

```

1: module REFINE( $\tilde{\mathcal{V}}_\ell^\theta$ )
2:    $\triangleright$  Input: set of marked vertices  $\tilde{\mathcal{V}}_\ell^\theta$ 
3:    $\triangleright$  Output: next level mesh  $\mathcal{T}_{\ell+1}$ , polynomial-degree distribution  $\mathbf{p}_{\ell+1}$ 
4:   for all  $\mathbf{a} \in \tilde{\mathcal{V}}_\ell^\theta$  do
5:     Compute the  $h$ -refinement residual lifting  $r^{\mathbf{a},h}$  from Definition 4.1
6:     Compute the  $p$ -refinement residual lifting  $r^{\mathbf{a},p}$  from Definition 4.2
7:   end for
8:    $hp$ -decision on vertices: build the subsets  $\tilde{\mathcal{V}}_\ell^h$  and  $\tilde{\mathcal{V}}_\ell^p$  from (4.4)
9:    $hp$ -decision on simplices: build the subsets  $\mathcal{M}_\ell^h$  and  $\mathcal{M}_\ell^p$  from (4.5)
10:  Build  $\mathcal{T}_{\ell+1}$  from  $\mathcal{T}_\ell$  and  $\mathcal{M}_\ell^h$ 
11:  Build  $\mathbf{p}_{\ell+1}$  on  $\mathcal{T}_{\ell+1}$  from  $\mathbf{p}_\ell$ ,  $\{\delta_K^{\mathbf{a}}\}_{\mathbf{a} \in \tilde{\mathcal{V}}_\ell^p, K \in \mathcal{T}_\ell^{\mathbf{a}}}$ , and  $\mathcal{M}_\ell^p$  using (4.6) and (4.7)
12: end module

```

---

#### 4.4 Summary of the module REFINE

The module REFINE is summarized in Algorithm 2.

To illustrate Algorithm 2, we examine in detail a particular situation with three marked vertices as encountered on the 6th iteration ( $\ell = 6$ ) of the adaptive loop applied to the L-shape problem described in Section 6.2 below. In Figure 2 (left panel), we display the mesh  $\mathcal{T}_6$  and the polynomial-degree distribution  $\mathbf{p}_6$ . There are three marked vertices in  $\tilde{\mathcal{V}}_6^\theta$ . In Figure 3, for the three marked vertices, we visualize the norms  $\|\nabla r^{\mathbf{a},h}\|_{\omega_\mathbf{a}^\theta}$  and  $\|\nabla r^{\mathbf{a},p}\|_{\omega_\mathbf{a}^\theta}$  which are the key ingredients for the  $hp$ -decision on vertices. The resulting simplices flagged for  $h$ - and  $p$ -refinement are shown in the central panel of Figure 2, whereas the right panel of Figure 2 displays the next mesh  $\mathcal{T}_7$  and the next polynomial-degree distribution  $\mathbf{p}_7$ .

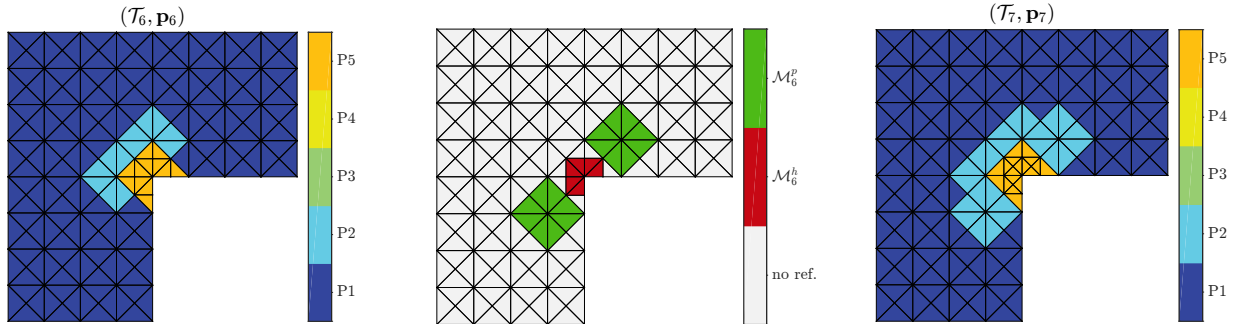


Figure 2: [L-shape problem from Section 6.2] The mesh and the polynomial degree distribution on the 6th iteration of the adaptive procedure (*left*). Result of the  $hp$ -decision: simplices in  $\mathcal{M}_6^h$  are shown in blue and simplices in  $\mathcal{M}_6^p$  are shown in red, the two subsets  $\mathcal{M}_6^h$  and  $\mathcal{M}_6^p$  being here disjoint (*center*). The resulting mesh  $\mathcal{T}_7$  and polynomial-degree distribution  $\mathbf{p}_7$  (*right*).

## 5 Guaranteed bound on the error reduction factor

In this section we show that it is possible to compute, at marginal additional costs, a guaranteed bound on the energy error reduction factor  $C_{\text{red}}$  from (1.3) on each iteration  $\ell$  of the adaptive loop (1.2). This bound can be computed right after the end of module REFINE at the modest price of one additional primal solve in each patch  $\mathcal{T}_\ell^{\mathbf{a}}$  associated with each marked vertex  $\mathbf{a} \in \tilde{\mathcal{V}}_\ell^\theta$ . Recall the set of marked simplices  $\mathcal{M}_\ell^\theta = \cup_{\mathbf{a} \in \tilde{\mathcal{V}}_\ell^\theta} \mathcal{T}_\ell^{\mathbf{a}}$ . Let us denote by  $\omega_\ell := \cup_{\mathbf{a} \in \tilde{\mathcal{V}}_\ell^\theta} \omega_\ell^{\mathbf{a}}$  the corresponding open subdomain; notice that a point  $\mathbf{x}$  is in  $\bar{\omega}_\ell$  if and only if there is  $K \in \mathcal{M}_\ell^\theta$  so that  $\mathbf{x} \in K$ . We start with the following discrete lower bound result:



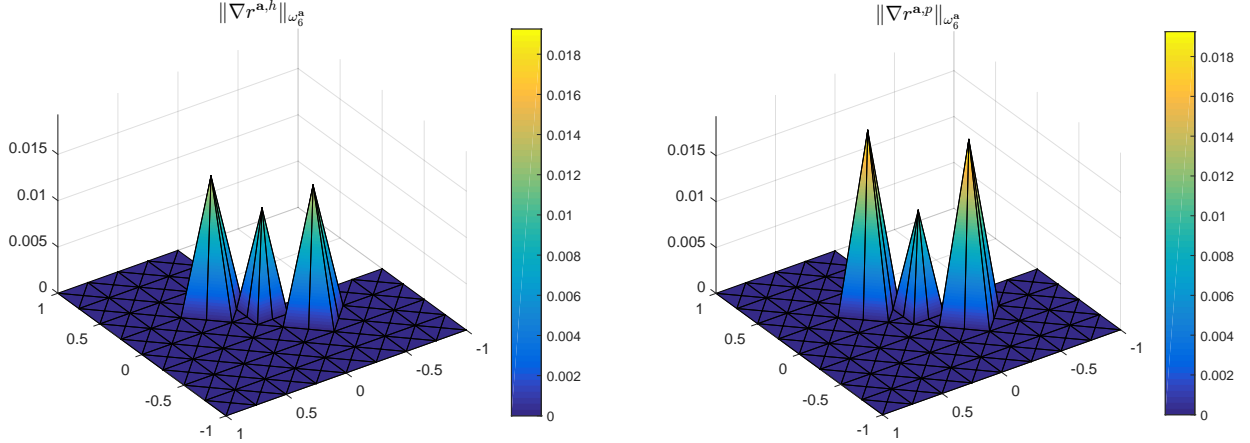


Figure 3: [L-shape problem from Section 6.2] For the three marked vertices in  $\tilde{\mathcal{V}}_6^\theta$ , we display the piecewise  $\mathbb{P}_1$  functions which take the value  $\|\nabla r^{\mathbf{a},h}\|_{\omega_a^a}$  in the vertex  $\mathbf{a}$  and 0 elsewhere (left) and the value  $\|\nabla r^{\mathbf{a},p}\|_{\omega_a^a}$  in the vertex  $\mathbf{a}$  and 0 elsewhere (right).

**Lemma 5.1** (Guaranteed lower bound on the incremental error on marked simplices). *Let the mesh  $\mathcal{T}_{\ell+1}$  and the polynomial-degree distribution  $\mathbf{p}_{\ell+1}$  result from Algorithm 2, and recall that  $V_{\ell+1} = \mathbb{P}_{\mathbf{p}_{\ell+1}}(\mathcal{T}_{\ell+1}) \cap H_0^1(\Omega)$  is the finite element space to be used on iteration  $(\ell + 1)$  of the adaptive loop (1.2). For all the marked vertices  $\mathbf{a} \in \tilde{\mathcal{V}}_\ell^\theta$ , let us set, in extension of (4.1), (4.2),*

$$V_\ell^{\mathbf{a},hp} := V_{\ell+1}|_{\omega_\ell^{\mathbf{a}}} \cap H_0^1(\omega_\ell^{\mathbf{a}}),$$

and construct the residual lifting  $r^{\mathbf{a},hp} \in V_\ell^{\mathbf{a},hp}$  by solving

$$(\nabla r^{\mathbf{a},hp}, \nabla v^{\mathbf{a},hp})_{\omega_\ell^{\mathbf{a}}} = (f, v^{\mathbf{a},hp})_{\omega_\ell^{\mathbf{a}}} - (\nabla u_\ell, \nabla v^{\mathbf{a},hp})_{\omega_\ell^{\mathbf{a}}} \quad \forall v^{\mathbf{a},hp} \in V_\ell^{\mathbf{a},hp}. \quad (5.1)$$

Then, extending  $r^{\mathbf{a},hp}$  by zero outside  $\omega_\ell^{\mathbf{a}}$ , the following holds true:

$$\|\nabla(u_{\ell+1} - u_\ell)\|_{\omega_\ell} \geq \eta_{\mathcal{M}_\ell^\theta}, \quad \eta_{\mathcal{M}_\ell^\theta} := \begin{cases} \frac{\sum_{\mathbf{a} \in \tilde{\mathcal{V}}_\ell^\theta} \|\nabla r^{\mathbf{a},hp}\|_{\omega_\ell^{\mathbf{a}}}^2}{\|\nabla(\sum_{\mathbf{a} \in \tilde{\mathcal{V}}_\ell^\theta} r^{\mathbf{a},hp})\|_{\omega_\ell}} & \text{if } \sum_{\mathbf{a} \in \tilde{\mathcal{V}}_\ell^\theta} r^{\mathbf{a},hp} \neq 0, \\ 0 & \text{otherwise.} \end{cases} \quad (5.2)$$

*Proof.* Let  $V_{\ell+1}(\omega_\ell)$  stand for the restriction of the space  $V_{\ell+1}$  to the subdomain  $\omega_\ell$  and let  $V_{\ell+1}^0(\omega_\ell) := V_{\ell+1}(\omega_\ell) \cap H_0^1(\omega_\ell)$  stand for the corresponding homogeneous Dirichlet subspace. Note that  $(u_{\ell+1} - u_\ell)$  is a member of  $V_{\ell+1}(\omega_\ell)$ , but not necessarily of  $V_{\ell+1}^0(\omega_\ell)$ . Then, the following holds true:

$$\begin{aligned} \|\nabla(u_{\ell+1} - u_\ell)\|_{\omega_\ell} &= \sup_{v_{\ell+1} \in V_{\ell+1}(\omega_\ell)} \frac{(\nabla(u_{\ell+1} - u_\ell), \nabla v_{\ell+1})_{\omega_\ell}}{\|\nabla v_{\ell+1}\|_{\omega_\ell}} \\ &\geq \sup_{v_{\ell+1} \in V_{\ell+1}^0(\omega_\ell)} \frac{(\nabla(u_{\ell+1} - u_\ell), \nabla v_{\ell+1})_{\omega_\ell}}{\|\nabla v_{\ell+1}\|_{\omega_\ell}} \\ &= \sup_{v_{\ell+1} \in V_{\ell+1}^0(\omega_\ell)} \frac{(f, v_{\ell+1})_{\omega_\ell} - (\nabla u_\ell, \nabla v_{\ell+1})_{\omega_\ell}}{\|\nabla v_{\ell+1}\|_{\omega_\ell}}, \end{aligned}$$

where we have used the definition (3.1) of  $u_{\ell+1}$  on the mesh  $\mathcal{T}_{\ell+1}$ , since  $v_{\ell+1}$  extended by zero outside of  $\omega_\ell$  belongs to the space  $V_{\ell+1}$  whenever  $v_{\ell+1} \in V_{\ell+1}^0(\omega_\ell)$ . Now, choosing  $v_{\ell+1} = \sum_{\mathbf{a} \in \tilde{\mathcal{V}}_\ell^\theta} r^{\mathbf{a},hp}$  (note that this

function indeed belongs to  $V_{\ell+1}^0(\omega_\ell)$ , we infer that

$$\begin{aligned} & \left( f, \sum_{\mathbf{a} \in \tilde{\mathcal{V}}_\ell^\theta} r^{\mathbf{a},hp} \right)_{\omega_\ell} - \left( \nabla u_\ell, \nabla \left( \sum_{\mathbf{a} \in \tilde{\mathcal{V}}_\ell^\theta} r^{\mathbf{a},hp} \right) \right)_{\omega_\ell} \\ &= \sum_{\mathbf{a} \in \tilde{\mathcal{V}}_\ell^\theta} \left\{ (f, r^{\mathbf{a},hp})_{\omega_\ell^\mathbf{a}} - (\nabla u_\ell, \nabla r^{\mathbf{a},hp})_{\omega_\ell^\mathbf{a}} \right\} = \sum_{\mathbf{a} \in \tilde{\mathcal{V}}_\ell^\theta} \|\nabla r^{\mathbf{a},hp}\|_{\omega_\ell^\mathbf{a}}^2, \end{aligned}$$

where we have employed  $r^{\mathbf{a},hp}$  as a test function in (5.1). This finishes the proof.  $\square$

Our main result is summarized in the following contraction property in the spirit of [18, Theorem 5.1], [30, Proposition 4.1], and the references therein. The specificity of the present work is that we obtain a guaranteed and computable bound on the error reduction factor. In contrast to these references, however, we do not prove here that  $C_{\text{red}}$  is strictly smaller than one, although we observe it numerically in Section 6 below. We believe that one could show  $C_{\text{red}} < 1$  under additional assumptions on the refinements, such as the interior node property [12], but we will not pursue this consideration further here.

**Theorem 5.2** (Guaranteed bound on the energy error reduction factor). *Let the mesh  $\mathcal{T}_{\ell+1}$  and the polynomial-degree distribution  $\mathbf{p}_{\ell+1}$  result from Algorithm 2, and let  $V_{\ell+1} = \mathbb{P}_{\mathbf{p}_{\ell+1}}(\mathcal{T}_{\ell+1}) \cap H_0^1(\Omega)$  be the finite element space to be used on iteration  $(\ell + 1)$  of the adaptive loop (1.2). Let  $\underline{\eta}_{\mathcal{M}_\ell^\theta}$  be defined by (5.2). Then, unless  $\eta(\mathcal{M}_\ell^\theta) = 0$  in which case  $u_\ell = u$  and the adaptive loop terminates, the new numerical solution  $u_{\ell+1} \in V_{\ell+1}$  satisfies*

$$\|\nabla(u - u_{\ell+1})\| \leq C_{\text{red}} \|\nabla(u - u_\ell)\| \quad \text{with} \quad 0 \leq C_{\text{red}} := \sqrt{1 - \theta^2 \frac{\underline{\eta}_{\mathcal{M}_\ell^\theta}^2}{\eta^2(\mathcal{M}_\ell^\theta)}} \leq 1. \quad (5.3)$$

*Proof.* We first observe that  $\eta(\mathcal{M}_\ell^\theta) = 0$  implies using (3.4) and (3.3) that the error is zero on iteration  $\ell$ , i.e.,  $u = u_\ell$ , so that the adaptive loop (1.2) terminates. Let us now assume that  $\eta(\mathcal{M}_\ell^\theta) \neq 0$ . Since the spaces  $\{V_\ell\}_{\ell \geq 0}$  are nested, cf. (2.1), Galerkin's orthogonality implies the following Pythagorean identity:

$$\|\nabla(u - u_{\ell+1})\|^2 = \|\nabla(u - u_\ell)\|^2 - \|\nabla(u_{\ell+1} - u_\ell)\|^2.$$

Moreover, owing to Lemma 5.1, we infer that

$$\|\nabla(u_{\ell+1} - u_\ell)\| \geq \|\nabla(u_{\ell+1} - u_\ell)\|_{\omega_\ell} \geq \underline{\eta}_{\mathcal{M}_\ell^\theta} = \frac{\underline{\eta}_{\mathcal{M}_\ell^\theta}}{\eta(\mathcal{M}_\ell^\theta)} \eta(\mathcal{M}_\ell^\theta).$$

Using the marking criterion (3.4) and the definition of  $\mathcal{M}_\ell^\theta$ , we next see that

$$\begin{aligned} \|\nabla(u - u_{\ell+1})\|^2 &\leq \|\nabla(u - u_\ell)\|^2 - \frac{\underline{\eta}_{\mathcal{M}_\ell^\theta}^2}{\eta^2(\mathcal{M}_\ell^\theta)} \eta^2(\mathcal{M}_\ell^\theta) \\ &\leq \|\nabla(u - u_\ell)\|^2 - \theta^2 \frac{\underline{\eta}_{\mathcal{M}_\ell^\theta}^2}{\eta^2(\mathcal{M}_\ell^\theta)} \eta^2(\mathcal{T}_\ell). \end{aligned}$$

The assertion (5.3) follows from the error estimate (3.3) and taking the square root.  $\square$

**Remark 5.3** (Local residual optimization). *The use of the local residual liftings  $r^{\mathbf{a},h}$  and  $r^{\mathbf{a},p}$  from Definitions 4.1 and 4.2 respectively in the hp-decision criterion (4.4) on marked vertices is motivated by the result of Theorem 5.2. Indeed, suppose that  $r^{\mathbf{a},h}$  is larger than  $r^{\mathbf{a},p}$  in norm, and that only h-refinement is performed in the subdomain  $\omega_\ell^\mathbf{a}$  at the end of Algorithm 2. Then, the local residual  $r^{\mathbf{a},hp}$  from Lemma 5.1 coincides with  $r^{\mathbf{a},h}$  which means that by flagging the marked vertex  $\mathbf{a}$  for h-refinement, one maximizes the contribution  $\|\nabla r^{\mathbf{a},hp}\|_{\omega_\ell^\mathbf{a}}^2$  in the numerator of (5.2) defining  $\underline{\eta}_{\mathcal{M}_\ell^\theta}$ . It is also possible to design a more complex hp-refinement strategy exploiting directly (5.3). Here we simply stick to Algorithm 2 which in our numerical experiments reported in Section 6 below leads to exponential convergence rates.*

**Remark 5.4** (A sharper bound). *Theorem 5.2 obviously also holds true with the slightly sharper constant*

$C_{\text{red}} = \sqrt{1 - \frac{\eta_{\mathcal{M}_\ell^\theta}^2}{\eta^2(\mathcal{T}_\ell)}}$ . *This is equivalent to considering in (5.3)  $\theta_\ell$  such that  $\eta(\mathcal{M}_\ell^\theta) = \theta_\ell \eta(\mathcal{T}_\ell)$  in place of  $\theta$ , a strategy adopted in the numerical experiments in Section 6 below. We note that  $\theta_\ell \geq \theta$ , however employing  $\theta_\ell$  in Algorithm 1 would lead to the same set of marked simplices  $\mathcal{M}_\ell^{\theta_\ell} = \mathcal{M}_\ell^\theta$ .*

## 6 Numerical experiments

We consider two test cases for the model problem (1.1), both in two space dimensions, one with a (relatively) smooth weak solution and one with a singular weak solution. Our main goal with the numerical experiments is to verify that the  $hp$ -refinement strategy of Algorithm 2 leads to an exponential rate of convergence with respect to the number of degrees of freedom  $\text{DoF}_\ell$  of the finite element spaces  $V_\ell$  in the form

$$\|\nabla(u - u_\ell)\| \leq C_1 \exp\left(-C_2 \text{DoF}_\ell^{\frac{1}{3}}\right), \quad (6.1)$$

with positive constants  $C_1, C_2$  independent of  $\text{DoF}_\ell$ . In addition, we assess the sharpness of the guaranteed bound on the reduction factor  $C_{\text{red}}$  from Theorem 5.2 by means of the effectivity index defined as

$$I_{\text{red}}^{\text{eff}} = \frac{C_{\text{red}}}{\frac{\|\nabla(u - u_{\ell+1})\|}{\|\nabla(u - u_\ell)\|}}. \quad (6.2)$$

We always consider the (well-established) choice  $\theta = 0.5$  for the marking parameter, fine-tuning it on each step to  $\theta_\ell$  as described in Remark 5.4. As mentioned above, we apply the newest vertex bisection algorithm [31] to perform  $h$ -refinement and we use the polynomial-degree increment (4.3) to perform  $p$ -refinement.

We compare the performance of our  $hp$ -refinement algorithm to two other algorithms based on a different  $hp$ -decision criteria, namely the PARAM and PRIOR criteria from the survey paper [20] which are both based on a local smoothness estimation. These criteria hinge on the local  $L^2$ -orthogonal projection  $u_\ell^{p-1}$  of the numerical solution  $u_\ell$  onto the local lower-polynomial-degree space  $\mathbb{P}_{p_{\ell,K}-1}(K)$  for all the marked simplices  $K \in \mathcal{M}_\ell^\theta$ . This leads to the local quantity  $\eta_K^{p-1} := \|\nabla(u_\ell - u_\ell^{p-1})\|_K$ ; in case of  $p_{\ell,K} = 1$ , when the quantity  $\eta_K^{p-1}$  is not available, for both criteria, the marked simplex  $K$  is  $p$ -refined. The criterion PARAM [2] relies on the local smoothness indicator  $g_K := \eta_K / \eta_K^{p-1}$  and a user-defined parameter  $\gamma > 0$ ; the marked simplex  $K$  is  $h$ -refined if  $g_K > \gamma$ , and otherwise it is  $p$ -refined. The presence of the parameter  $\gamma$  is a drawback of this criterion; in our experiments we use the values  $\gamma = 0.3$  and  $\gamma = 0.6$ , as suggested in [20]. The criterion PRIOR, which is a simplified version of the one proposed in [32], relies on the quantity  $s_K := 1 - \log(\eta_K / \eta_K^{p-1}) / \log(p_{\ell,K} / (p_{\ell,K} - 1))$ ; the marked simplex  $K$  is  $h$ -refined if  $p_{\ell,K} > s_K - 1$ , and otherwise it is  $p$ -refined. To make the comparison with our approach more objective, we apply for both criteria the suggested  $p$ -refinement only to those simplices such that  $p_{\ell,K} = \min_{K' \in \mathcal{T}_\alpha} p_{\ell,K'}$ .

### 6.1 Smooth solution (sharp Gaussian)

We consider a square domain  $\Omega = (-1, 1) \times (-1, 1)$  and a weak solution that is smooth but has a rather sharp peak

$$u(x, y) = (x^2 - 1)(y^2 - 1) \exp(-100(x^2 + y^2)).$$

We start from a criss-cross initial mesh  $\mathcal{T}_0$  with  $\max_{K \in \mathcal{T}_0} h_K = 0.25$  and a uniform polynomial-degree distribution equal to 1 on all triangles.

Figure 4 presents the final mesh and polynomial-degree distribution obtained after 30 steps of the  $hp$ -adaptive procedure (1.2) (left panel) along with the obtained numerical solution (right panel). Figure 5 displays the relative error  $\|\nabla(u - u_\ell)\| / \|\nabla u\|$  as a function of  $\text{DoF}_\ell^{\frac{1}{3}}$  in logarithmic-linear scale to illustrate that the present  $hp$ -adaptive procedure leads to an asymptotic exponential rate of convergence. The values of the constants  $C_1$  and  $C_2$  from (6.1) given by the 2-parameter least squares fit are 3.97 and 0.70, respectively. The value of  $C_2$  indicates the slope steepness of the fitted line in logarithmic-linear scale, in particular, the higher value of  $C_2$ , the steeper slope. For comparison, we also plot the relative error obtained when using the

$hp$ -decision criteria PRIOR and PARAM described above and also for the pure  $h$ -version of the adaptive loop. The quality of the a posteriori error estimators of Theorem 3.2 throughout the whole  $hp$ -adaptive process can be appreciated in Figure 6 where the effectivity indices, defined as the ratio of the error estimator  $\eta(\mathcal{T}_\ell)$  and the actual error  $\|\nabla(u - u_\ell)\|$ , are presented. Then, in Figure 7 we compare the actual and estimated error distributions on iteration  $\ell = 20$  of the adaptive loop, showing excellent agreement. Figure 8 (left panel) presents the effectivity index for the reduction factor  $C_{\text{red}}$ , see (6.2), throughout the adaptive process. Overall, values quite close to one are obtained, except at some of the first iterations where the values are larger but do not exceed 2.5. Moreover, all the values are larger than one, confirming that the bound on the reduction factor  $C_{\text{red}}$  is indeed guaranteed. Figure 8 (right panel) examines the quality of the lower bound  $\underline{\eta}_{\mathcal{M}_\ell^q}$  from Lemma 5.1 by plotting the ratio of the left-hand side to the right-hand side of the lower bound in (5.2). Except for one iteration where this ratio takes a larger value close to 4.5, we observe that this ratio takes always values quite close to, and larger than, one, indicating that  $\underline{\eta}_{\mathcal{M}_\ell^q}$  delivers a sharp and guaranteed lower bound on the energy error decrease. To give some further insight into the proposed  $hp$ -adaptive process, we present in Tables 1 and 2 some details on the  $hp$ -refinement decisions throughout the first 10 and the last 10 iterations of the adaptive loop. Finally, Table 5 (top) compares the different strategies namely in terms of the number of iterations of the adaptive loop (1.2); here our strategy is a clear winner.

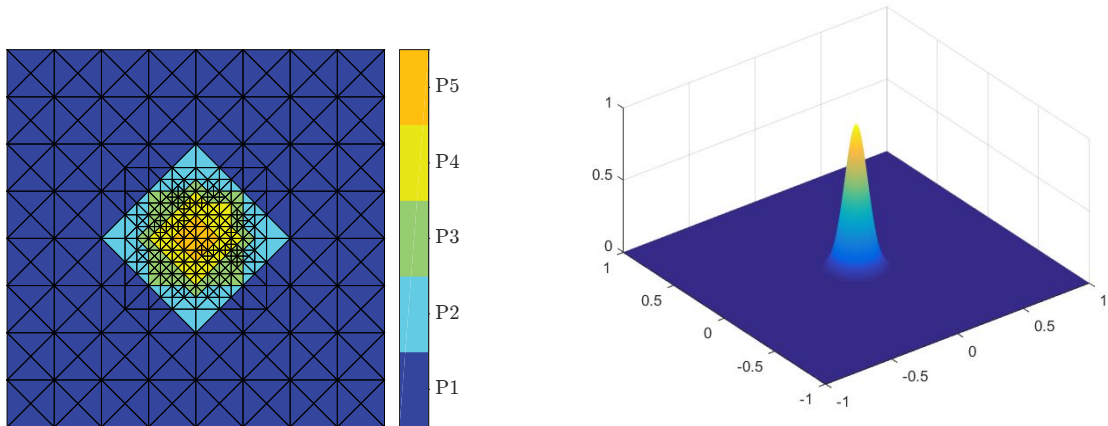


Figure 4: [Sharp-Gaussian of Section 6.1] The final mesh and polynomial-degree distribution obtained after 30 iterations of the  $hp$ -adaptive procedure (*left*) and the obtained numerical solution  $u_{30}$  (*right*).

Iteration	1	2	3	4	5	6	7	8	9	10
Triangles	256	256	256	256	264	264	264	264	264	264
Maximal polynomial degree	1	2	3	4	4	4	4	4	4	4
Marked vertices	1	1	1	1	2	2	2	1	1	1
Triangles flagged for $h$ -refinement	0	0	0	8	0	0	0	0	0	8
Triangles flagged for $p$ -refinement	8	8	8	0	12	12	4	2	2	0
Triangles flagged for $hp$ -refinement	0	0	0	0	0	0	0	0	0	0

Table 1: [Sharp-Gaussian of Section 6.1] Refinement decisions in Algorithm 2 during the first 10 iterations of the adaptive loop (1.2).

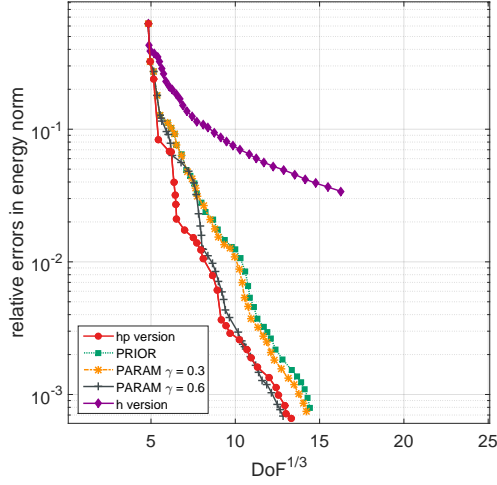


Figure 5: [Sharp-Gaussian of Section 6.1] Relative energy error  $\|\nabla(u - u_\ell)\|/\|\nabla u\|$  as a function of  $\text{DoF}^{1/3}$ , obtained using the present  $hp$ -decision criterion, the criteria PRIOR and PARAM ( $\gamma = 0.3$ ,  $\gamma = 0.6$ ), and using only  $h$ -refinement.

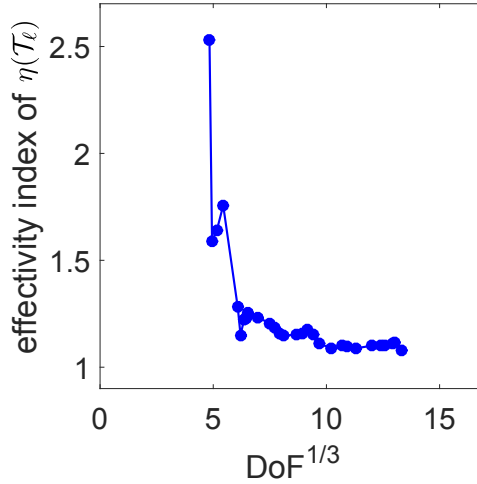


Figure 6: [Sharp-Gaussian of Section 6.1] Effectivity indices of the error estimators  $\eta(\mathcal{T}_\ell)$  from Theorem 3.2, defined as the ratio  $\eta(\mathcal{T}_\ell)/\|\nabla(u - u_\ell)\|$ , throughout the  $hp$ -adaptive procedure.

Iteration	20	21	22	23	24	25	26	27	28	29
Triangles	392	406	430	450	478	514	552	580	612	612
Maximal polynomial degree	5	5	5	5	5	5	5	5	5	5
Marked vertices	2	3	3	3	4	3	2	3	4	4
Triangles flagged for $h$ -refinement	12	24	16	24	30	23	14	21	0	28
Triangles flagged for $p$ -refinement	0	0	4	0	0	0	0	0	16	0
Triangles flagged for $hp$ -refinement	0	0	0	0	0	0	0	0	0	0

Table 2: [Sharp-Gaussian of Section 6.1] Refinement decisions in Algorithm 2 during the last 10 iterations of the adaptive loop (1.2).

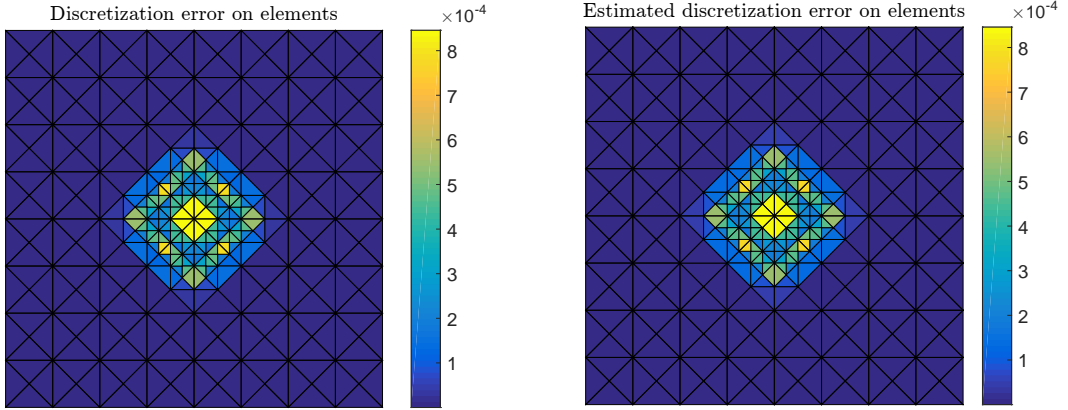


Figure 7: [Sharp-Gaussian of Section 6.1] The distribution of the energy error  $\|\nabla(u - u_\ell)\|_K$  (left) and of the error estimators  $\eta_K$  from Theorem 3.2 (right),  $\ell = 20$ . The effectivity index of the estimate defined as  $\eta(\mathcal{T}_{20})/\|\nabla(u - u_{20})\|$  is 1.1108.

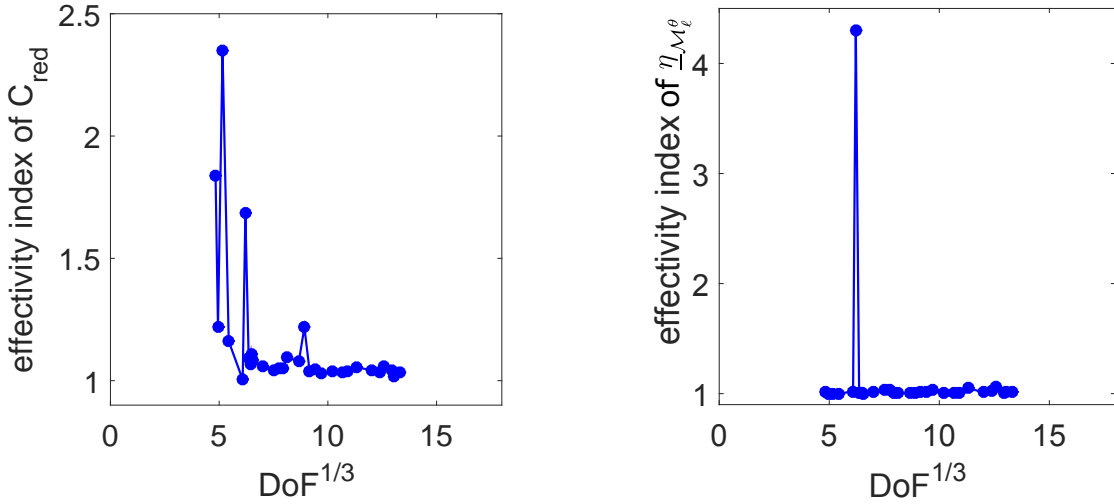


Figure 8: [Sharp-Gaussian of Section 6.1] Effectivity indices (6.2) for the error reduction factor  $C_{\text{red}}$  from Theorem 5.2 (left) and effectivity indices for the lower bound  $\underline{\eta}_{\mathcal{M}_\ell^\theta}$  from Lemma 5.1 defined as the ratio  $\|\nabla(u_{\ell+1} - u_\ell)\|_{\omega_\ell} / \underline{\eta}_{\mathcal{M}_\ell^\theta}$  (right).

## 6.2 Singular solution (L-shape domain)

In our second test case, we consider the L-shape domain  $\Omega = (-1, 1) \times (-1, 1) \setminus [0, 1] \times [-1, 0]$  with  $f = 0$  and the exact solution (in polar coordinates)

$$u(r, \varphi) = r^{\frac{2}{3}} \sin\left(\frac{2\varphi}{3}\right).$$

For this test case, following [28, Theorem 3.3] and the references therein, the error estimator  $\eta(\mathcal{T}_\ell)$  employed within the adaptive procedure takes into account also the error from the approximation of the inhomogeneous Dirichlet boundary condition prescribed by the exact solution on  $\partial\Omega$ . We start the computation on a criss-cross grid  $\mathcal{T}_0$  with  $\max_{K \in \mathcal{T}_0} h_K = 0.25$  and all the polynomial degrees set uniformly to 1.

Figure 9 presents the final mesh and polynomial-degree distribution after 65 steps of the  $hp$ -adaptive procedure (1.2) (left panel) along with a zoom in the window  $[-10^{-6}, 10^{-6}] \times [-10^{-6}, 10^{-6}]$  near the re-entrant corner (right panel). Figure 10 (left panel) displays the relative error  $\|\nabla(u - u_\ell)\|/\|\nabla u\|$  as a function of  $\text{DoF}_\ell^{1/3}$  in logarithmic-linear scale to illustrate that, as in the previous test case, the present  $hp$ -adaptive procedure leads to an asymptotic exponential rate of convergence. The corresponding values of constants  $C_1$  and  $C_2$  in expression (6.1) obtained by the 2-parameter least squares fit are 4.73 and 0.69, respectively. For the direct comparison with other methods, we refer to the long version [21, Table 15] of the survey paper [20]. However, note that data sets of greater sizes than in our case have been used for the least squares fitting therein. A detailed view when the error takes lower values is provided in the right panel of Figure 10. We also plot the relative errors obtained when using the  $hp$ -decision criteria PRIOR and PARAM, as well as those obtained using APRIORI criterion exploiting the a priori knowledge of the exact solution (marked simplices are  $h$ -refined only if they touch the corner singularity, otherwise they are  $p$ -refined). In addition, we provide also the relative errors obtained by employing the (non-adaptive) strategy which we refer to as LINEAR, inspired by the theoretical results for the one-dimensional problem with singular solution [1, 2, 33]. When employing this strategy, we start from a coarse grid  $\mathcal{T}_0$  with  $\max_{K \in \mathcal{T}_0} h_K = 0.5$ . At each iteration, only the patch containing the re-entrant corner is  $h$ -refined. Thus, the elements of each mesh  $\mathcal{T}_\ell$ ,  $\ell \geq 1$ , decrease in size in geometric progression (in our case with factor 0.5) toward the re-entrant corner. For each  $\mathcal{T}_\ell$ ,  $\ell \geq 1$ , we group the elements in layers  $\mathcal{L}_1, \mathcal{L}_2, \dots, \mathcal{L}_{m(\ell)}$  depending on their distance from the origin ( $\mathcal{L}_1$  containing the singularity), such that  $\mathcal{T}_\ell = \bigcup_{i=1}^{m(\ell)} \mathcal{L}_i$ . The total number of layers  $m(\ell)$  depends on how many times the current mesh  $\mathcal{T}_\ell$  has been refined. Each element  $K \in \mathcal{T}_\ell$  is then assigned polynomial degree  $p_{\ell, K}$  layer-wise, increasing linearly away from the singularity, in the way

$$p_{\ell, K} := \left\lceil 1 + \frac{(i-1)}{3} \right\rceil,$$

where  $i$  is the index of the layer  $\mathcal{L}_i$  containing the element  $K$ . For the strategy APRIORI (Figure 11) and the strategy LINEAR (Figure 12), we illustrate also the resulting polynomial-degree distribution at the step when the relative error reaches  $10^{-5}$ . As for the previous test case, in Figure 13 we illustrate the quality of the error estimator from Theorem 3.2 in terms of the effectivity index  $\eta(\mathcal{T}_\ell)/\|\nabla(u - u_\ell)\|$  throughout all the iterations of the present  $hp$ -adaptive process. Figure 14 then compares the actual and estimated error distributions on iteration  $\ell = 45$  of the adaptive loop, showing excellent agreement. Figure 15 (left panel) presents the effectivity index for the reduction factor  $C_{\text{red}}$ , see (6.2), throughout the adaptive process, whereas the right panel of Figure 15 examines the quality of the lower bound  $\underline{\eta}_{\mathcal{M}_\ell^\theta}$  from Lemma 5.1 by plotting the ratio of the left-hand side to the right-hand side of the lower bound in (5.2). For both quantities, we can draw similar conclusions to the previous test case, thereby confirming that sharp estimates on the error reduction factor are available. Additional numerical experiments (not shown here) indicate that the lower bound estimate can be made even sharper by performing  $h$ -refinement so as to satisfy the interior node property. Finally, to give some further insight into the  $hp$ -adaptive process, we present in Tables 3 and 4 some details on the  $hp$ -refinement decisions made by the proposed  $hp$ -refinement criterion during the first 10 and the last 10 iterations of the adaptive loop. We observe that in the initial iterations, where the underlying mesh is still rather coarse, the polynomial degree is increased also on those simplices touching the re-entrant corner. Nevertheless, this decision does not occur anymore later when the mesh around the singularity is already more strongly refined than in the rest of the domain. Therefore, an improvement of our approach is expected, as suggested in [8], in conjunction with an appropriate coarsening strategy correcting the excessive

$p$ -refinement in the early stages. Table 5 (bottom) again brings some additional comparisons with other strategies in terms of number of iterations and number of degrees of freedom necessary to reach relative error  $10^{-5}$ . We observe that the results achieved using the present strategy are comparable with those achieved by other (established) strategies.

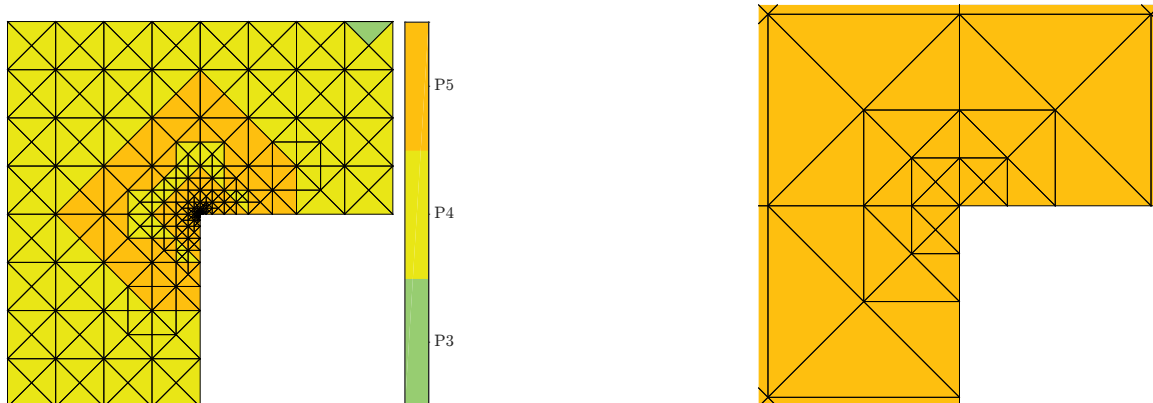


Figure 9: [L-shape domain of Section 6.2] The final mesh and polynomial-degree distribution obtained after 65 iterations of the  $hp$ -adaptive procedure (left) and a zoom in  $[-10^{-6}, 10^{-6}] \times [-10^{-6}, 10^{-6}]$  near the re-entrant corner (right).

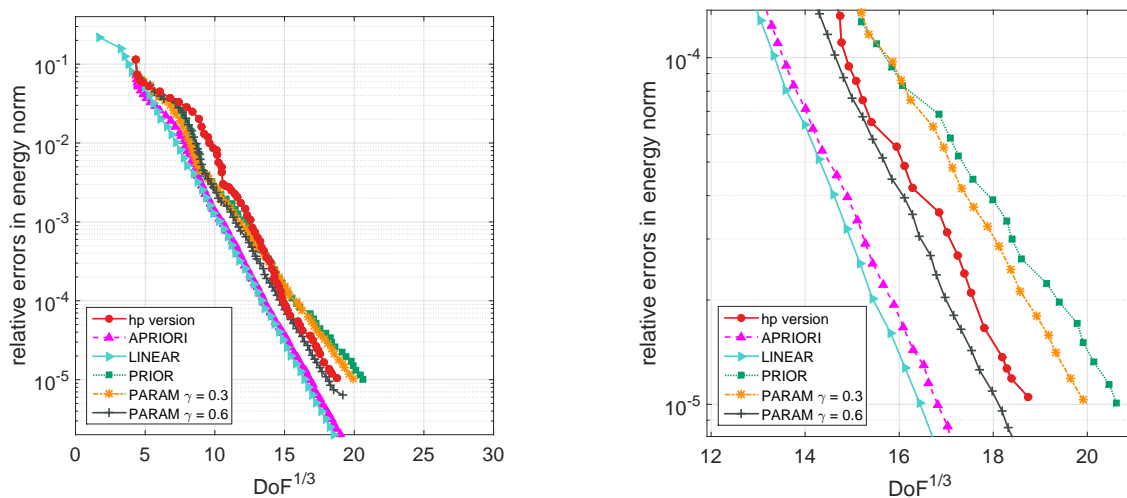


Figure 10: [L-shape domain of Section 6.2] Relative energy error  $\|\nabla(u - u_\ell)\|/\|\nabla u\|$  as a function of  $\text{DoF}^{\frac{1}{3}}$ , obtained using the present  $hp$ -decision criterion, the criteria PRIOR and PARAM ( $\gamma = 0.3$  and  $\gamma = 0.6$ ), the APRIORI, and LINEAR strategy (left) and a detailed view (right).






Figure 11: [L-shape domain of Section 6.2] Mesh and polynomial-degree distribution obtained after 70 iterations (when the relative error reaches  $10^{-5}$ ) of the adaptive procedure employing the APRIORI  $hp$ -strategy (*left*) and a zoom in  $[-10^{-7}, 10^{-7}] \times [-10^{-7}, 10^{-7}]$  near the re-entrant corner (*right*).

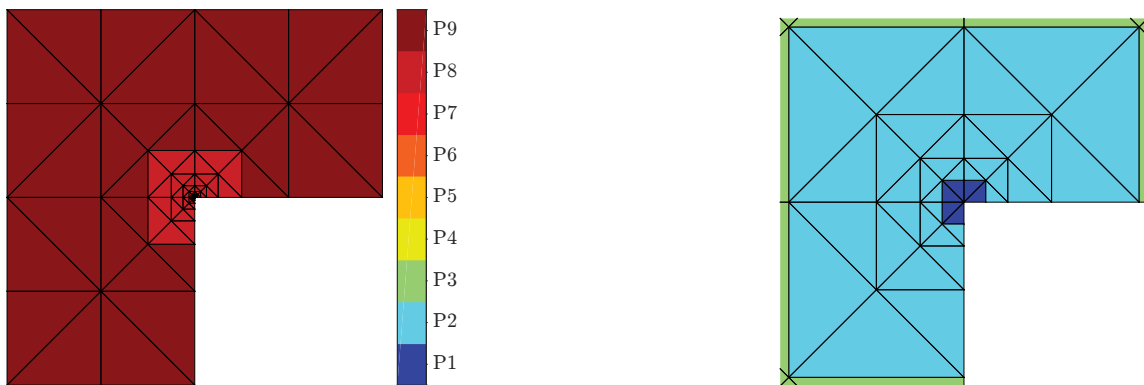


Figure 12: [L-shape domain of Section 6.2] Mesh and polynomial-degree distribution obtained after 45 iterations (when the relative error reaches  $10^{-5}$ ) of the procedure employing the refinement strategy LINEAR (*left*) and a zoom in  $[-10^{-6}, 10^{-6}] \times [-10^{-6}, 10^{-6}]$  near the re-entrant corner (*right*).

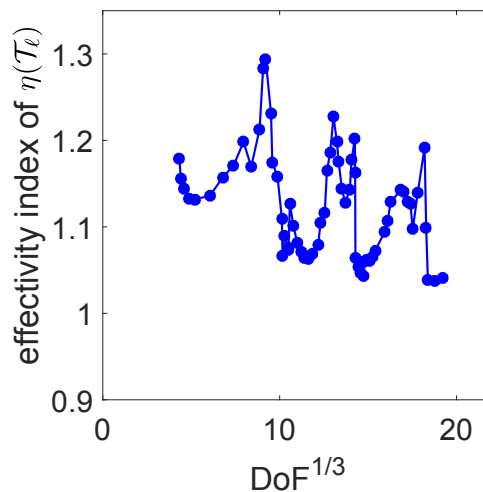


Figure 13: [L-shape domain of Section 6.2] The effectivity indices of the error estimate  $\eta(\mathcal{T}_\ell)$ , defined as  $\eta(\mathcal{T}_\ell)/\|\nabla(u - u_\ell)\|$ , throughout the 65 iterations of the present  $hp$ -adaptive procedure.

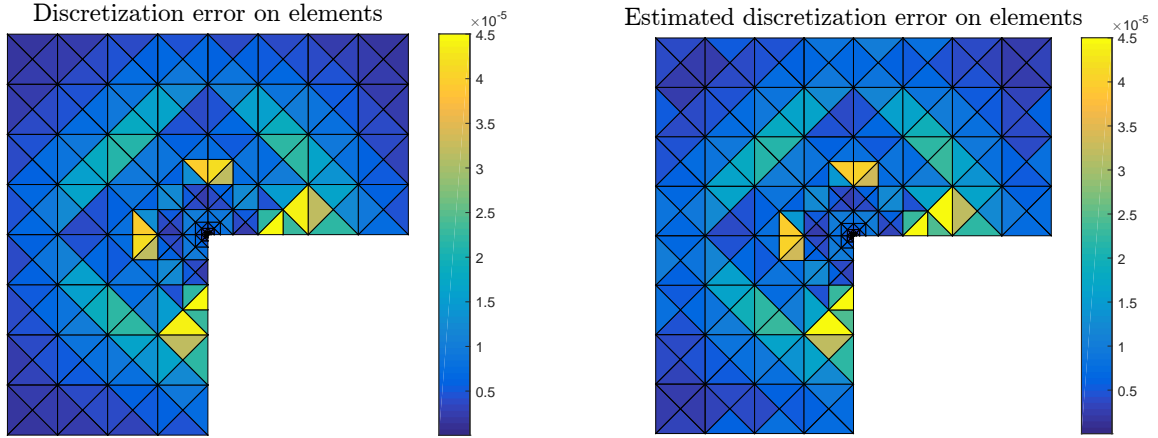


Figure 14: [L-shape domain of Section 6.2] Distribution of the energy error  $\|\nabla(u - u_\ell)\|_K$  (left) and of the local error estimators  $\eta_K$  from Theorem 3.2 (right),  $\ell = 45$ . The effectivity index of the estimate defined as  $\eta(\mathcal{T}_{45})/\|\nabla(u - u_{45})\|$  is 1.0468.

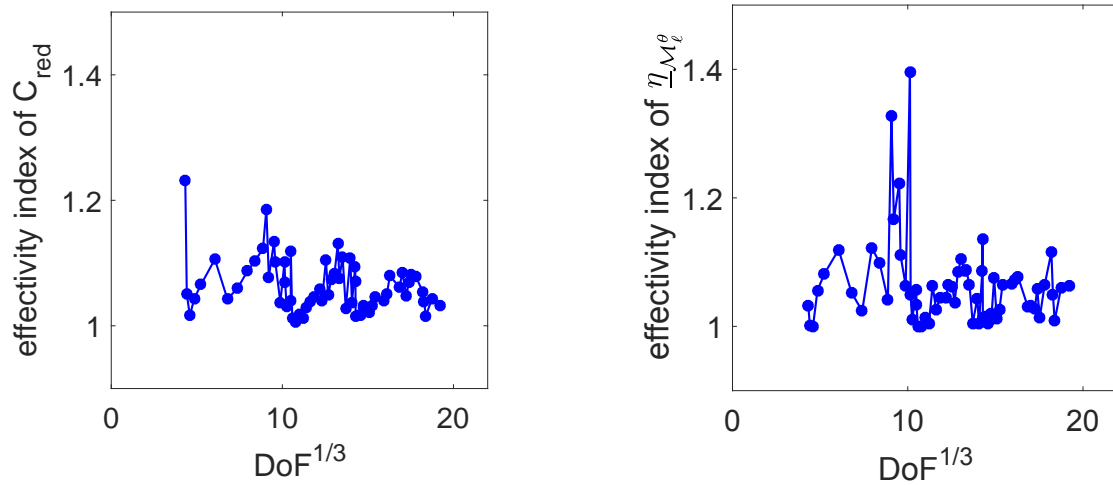


Figure 15: [L-shape domain of Section 6.2] Effectivity indices (6.2) for the error reduction factor  $C_{\text{red}}$  from Theorem 5.2 (left) and effectivity indices for the lower bound  $\underline{\eta}_{\mathcal{M}_\ell^\theta}$  from Lemma 5.1 defined as the ratio  $\|\nabla(u_{\ell+1} - u_\ell)\|_{\omega_\ell} / \underline{\eta}_{\mathcal{M}_\ell^\theta}$  (right).

Iteration	1	2	3	4	5	6	7	8	9	10
Triangles	192	192	192	192	192	198	204	210	216	222
Maximal polynomial degree	1	2	3	4	5	5	5	5	5	5
Marked vertices	1	1	1	2	2	3	4	4	6	6
Triangles flagged for $h$ -refinement	0	0	0	0	6	6	6	6	6	6
Triangles flagged for $p$ -refinement	6	6	6	12	6	12	16	18	16	18
Triangles flagged for $hp$ -refinement	0	0	0	0	2	0	0	0	0	0

Table 3: [L-shape domain of Section 6.2] Refinement decisions in Algorithm 2 during the first 10 iterations of the adaptive loop (1.2).

Iteration	56	57	58	59	60	61	62	63	64	65
Triangles	492	512	518	524	538	568	574	580	614	660
Maximal polynomial degree	5	5	5	5	5	5	5	5	5	5
Marked vertices	4	4	5	4	3	3	3	4	5	5
Triangles flagged for $h$ -refinement	16	6	6	6	18	6	6	28	30	32
Triangles flagged for $p$ -refinement	8	16	13	22	0	6	6	0	0	8
Triangles flagged for $hp$ -refinement	0	0	0	0	0	0	0	0	0	4

Table 4: [L-shape domain of Section 6.2] Refinement decisions in Algorithm 2 during the last 10 iterations of the adaptive loop (1.2).

		our	APRIORI	PRIOR	PARAM 0.3	PARAM 0.6
Sharp Gaussian (relative error $10^{-3}$ )	iter	27	–	37	36	40
	DoF $^{1/3}$	12.56	–	14.29	14.06	12.49
L-shape domain (relative error $10^{-5}$ )	iter	65	70	68	67	68
	DoF $^{1/3}$	19.24	17.35	20.82	20.07	18.18

Table 5: Comparison of the different adaptive  $hp$ -strategies in terms of the number of iterations of the loop (1.2) and of the number of degrees of freedom necessary to reach the given relative error for model problems of Sections 6.1 and 6.2.

## 7 Conclusions

In this work, we have devised an  $hp$ -adaptive strategy to approximate model elliptic problems using conforming finite elements. Mesh vertices are marked using polynomial-degree-robust a posteriori error estimates based on equilibrated fluxes. Then marked vertices are flagged either for  $h$ - or for  $p$ -refinement based on the solution of two local finite element problems where local residual liftings are computed. Moreover, by solving a third local finite element problem once the  $hp$ -decision has been taken and the next mesh and polynomial-degree distribution have been determined, it is possible to compute a guaranteed bound on the error reduction factor. Our numerical experiments featuring two-dimensional smooth and singular weak solutions indicate that the present  $hp$ -adaptive strategy leads to asymptotic exponential convergence rates with respect to the total number of degrees of freedom employed to compute the discrete solution. Moreover, our bound on the error reduction factor appears to be, in most cases, quite sharp. Several extensions of the present work can be considered. On the theoretical side, it is important to prove that our bound on the reduction factor  $C_{\text{red}}$  is smaller than one and to study how it depends on the mesh-size and especially on the polynomial degree. On the numerical side, three-dimensional test cases and taking into account an inexact algebraic solver are on the agenda.

## References

- [1] W. Gui, I. Babuška, [The  \$h\$ ,  \$p\$  and  \$h\$ - \$p\$  versions of the finite element method in 1 dimension. II. The error analysis of the  \$h\$ - and  \$h\$ - \$p\$  versions](#), Numer. Math. 49 (6) (1986) 613–657. doi:10.1007/BF01389734. URL <http://dx.doi.org/10.1007/BF01389734>
- [2] W. Gui, I. Babuška, [The  \$h\$ ,  \$p\$  and  \$h\$ - \$p\$  versions of the finite element method in 1 dimension. III. The adaptive  \$h\$ - \$p\$  version](#), Numer. Math. 49 (6) (1986) 659–683. doi:10.1007/BF01389735. URL <http://dx.doi.org/10.1007/BF01389735>
- [3] I. Babuška, B. Guo, [The  \$h\$ - \$p\$  version of finite element method, part 1: The basic approximation results](#), Comp. Mech. (1) (1986) 21–41.
- [4] I. Babuška, B. Guo, [The  \$h\$ - \$p\$  version of finite element method, part 2: General results and application](#), Comp. Mech. (1) (1986) 203–220.
- [5] W. Dörfler, V. Heuveline, [Convergence of an adaptive  \$hp\$  finite element strategy in one space dimension](#), Appl. Numer. Math. 57 (10) (2007) 1108–1124. doi:10.1016/j.apnum.2006.10.003. URL <http://dx.doi.org/10.1016/j.apnum.2006.10.003>
- [6] M. Bürg, W. Dörfler, [Convergence of an adaptive  \$hp\$  finite element strategy in higher space-dimensions](#), Appl. Numer. Math. 61 (11) (2011) 1132–1146. doi:10.1016/j.apnum.2011.07.008. URL <http://dx.doi.org/10.1016/j.apnum.2011.07.008>
- [7] R. E. Bank, A. Parsania, S. Sauter, [Saturation estimates for  \$hp\$ -finite element methods](#), Comput. Vis. Sci. 16 (5) (2013) 195–217. doi:10.1007/s00791-015-0234-2. URL <http://dx.doi.org/10.1007/s00791-015-0234-2>
- [8] C. Canuto, R. H. Nochetto, R. Stevenson, M. Verani, [Convergence and optimality of  \$hp\$ -AFEM](#), Numer. Math. (2016) 1–47doi:10.1007/s00211-016-0826-x. URL <http://arxiv.org/pdf/1503.03996.pdf>
- [9] P. Binev, [Instance optimality for  \$hp\$ -type approximation](#), Oberwolfach Reports 39 (2013) 14–16.
- [10] P. Binev, [Tree approximation for  \$hp\$ -adaptivity](#), IMI Preprint Series 7 (7). URL [http://imi.cas.sc.edu/django/site\\_media/media/papers/2015/2015\\_07\\_Preprint.pdf](http://imi.cas.sc.edu/django/site_media/media/papers/2015/2015_07_Preprint.pdf)
- [11] W. Dörfler, [A convergent adaptive algorithm for Poisson’s equation](#), SIAM J. Numer. Anal. 33 (3) (1996) 1106–1124. doi:10.1137/0733054. URL <http://dx.doi.org/10.1137/0733054>

- [12] P. Morin, R. H. Nochetto, K. G. Siebert, [Convergence of adaptive finite element methods](#), SIAM Rev. 44 (4) (2002) 631–658 (2003), revised reprint of “Data oscillation and convergence of adaptive FEM” [SIAM J. Numer. Anal. 38 (2000), no. 2, 466–488; MR1770058 (2001g:65157)]. doi:10.1137/S0036144502409093.  
URL <http://dx.doi.org/10.1137/S0036144502409093>
- [13] P. Morin, R. H. Nochetto, K. G. Siebert, [Local problems on stars: a posteriori error estimators, convergence, and performance](#), Math. Comp. 72 (243) (2003) 1067–1097. doi:10.1090/S0025-5718-02-01463-1.  
URL <http://dx.doi.org/10.1090/S0025-5718-02-01463-1>
- [14] R. Stevenson, [Optimality of a standard adaptive finite element method](#), Found. Comput. Math. 7 (2) (2007) 245–269. doi:10.1007/s10208-005-0183-0.  
URL <http://dx.doi.org/10.1007/s10208-005-0183-0>
- [15] J. M. Cascón, C. Kreuzer, R. H. Nochetto, K. G. Siebert, [Quasi-optimal convergence rate for an adaptive finite element method](#), SIAM J. Numer. Anal. 46 (5) (2008) 2524–2550. doi:10.1137/07069047X.  
URL <http://dx.doi.org/10.1137/07069047X>
- [16] C. Carstensen, M. Feischl, M. Page, D. Praetorius, [Axioms of adaptivity](#), Comput. Math. Appl. 67 (6) (2014) 1195–1253. doi:10.1016/j.camwa.2013.12.003.  
URL <http://dx.doi.org/10.1016/j.camwa.2013.12.003>
- [17] R. H. Nochetto, K. G. Siebert, A. Veiser, [Theory of adaptive finite element methods: an introduction](#), in: Multiscale, nonlinear and adaptive approximation, Springer, Berlin, 2009, pp. 409–542. doi:10.1007/978-3-642-03413-8\_12.  
URL [http://dx.doi.org/10.1007/978-3-642-03413-8\\_12](http://dx.doi.org/10.1007/978-3-642-03413-8_12)
- [18] J. M. Cascón, R. H. Nochetto, [Quasioptimal cardinality of AFEM driven by nonresidual estimators](#), IMA J. Numer. Anal. 32 (1) (2012) 1–29. doi:10.1093/imanum/drr014.  
URL <http://dx.doi.org/10.1093/imanum/drr014>
- [19] C. Kreuzer, K. G. Siebert, [Decay rates of adaptive finite elements with Dörfler marking](#), Numer. Math. 117 (4) (2011) 679–716. doi:10.1007/s00211-010-0324-5.  
URL <http://dx.doi.org/10.1007/s00211-010-0324-5>
- [20] W. F. Mitchell, M. A. McClain, [A comparison of  \$hp\$ -adaptive strategies for elliptic partial differential equations](#), ACM Trans. Math. Software 41 (1) (2014) Art. 2, 39. doi:10.1145/2629459.  
URL <http://dx.doi.org/10.1145/2629459>
- [21] W. F. Mitchell, M. A. McClain, [A comparison of  \$hp\$ -adaptive strategies for elliptic partial differential equations \(long version\)](#), NISTIR 7824, National Institute of Standards and Technology.  
URL <https://math.nist.gov/~WMitchell/papers/nistir7824.pdf>
- [22] T. Eibner, J. M. Melenk, [An adaptive strategy for  \$hp\$ -FEM based on testing for analyticity](#), Comput. Mech. 39 (5) (2007) 575–595. doi:10.1007/s00466-006-0107-0.  
URL <http://dx.doi.org/10.1007/s00466-006-0107-0>
- [23] P. Houston, E. Süli, [A note on the design of  \$hp\$ -adaptive finite element methods for elliptic partial differential equations](#), Comput. Methods Appl. Mech. Engrg. 194 (2-5) (2005) 229–243. doi:10.1016/j.cma.2004.04.009.  
URL <http://dx.doi.org/10.1016/j.cma.2004.04.009>
- [24] L. Demkowicz, W. Rachowicz, P. Devloo, [A fully automatic  \$hp\$ -adaptivity](#), in: Proceedings of the Fifth International Conference on Spectral and High Order Methods (ICOSAHOM-01) (Uppsala), Vol. 17, 2002, pp. 117–142. doi:10.1023/A:1015192312705.  
URL <http://dx.doi.org/10.1023/A:1015192312705>
- [25] D. Braess, V. Pillwein, J. Schöberl, [Equilibrated residual error estimates are  \$p\$ -robust](#), Comput. Methods Appl. Mech. Engrg. 198 (13-14) (2009) 1189–1197.

- [26] A. Ern, M. Vohralík, [Polynomial-degree-robust a posteriori estimates in a unified setting for conforming, nonconforming, discontinuous Galerkin, and mixed discretizations](#), SIAM J. Numer. Anal. 53 (2) (2015) 1058–1081. doi:10.1137/130950100.  
URL <http://dx.doi.org/10.1137/130950100>
- [27] A. Ern, M. Vohralík, [Stable broken  \$H^1\$  and  \$\mathbf{H}\(\text{div}\)\$  polynomial extensions for polynomial-degree-robust potential and flux reconstruction in three space dimensions](#), hAL Preprint 01422204, submitted for publication (2016).  
URL <https://hal.inria.fr/hal-01422204>
- [28] V. Dolejší, A. Ern, M. Vohralík, [hp-adaptation driven by polynomial-degree-robust a posteriori error estimates for elliptic problems](#), SIAM J. Sci. Comput. 38 (5) (2016) A3220–A3246. doi:10.1137/15M1026687.  
URL <http://dx.doi.org/10.1137/15M1026687>
- [29] P. Destuynder, B. Métivet, [Explicit error bounds in a conforming finite element method](#), Math. Comp. 68 (228) (1999) 1379–1396. doi:10.1090/S0025-5718-99-01093-5.  
URL <http://dx.doi.org/10.1090/S0025-5718-99-01093-5>
- [30] C. Canuto, R. H. Nochetto, R. Stevenson, M. Verani, [On  \$p\$ -robust saturation for hp-AFEM](#), Comput. Math. Appl. 73 (9) (2017) 2004–2022.  
URL <https://doi.org/10.1016/j.camwa.2017.02.035>
- [31] E. G. Sewell, Automatic generation of triangulations for piecewise polynomial approximation, ProQuest LLC, Ann Arbor, MI, 1972, thesis (Ph.D.)–Purdue University.
- [32] E. Süli, P. Houston, C. Schwab, [hp-finite element methods for hyperbolic problems](#), in: The mathematics of finite elements and applications, X, MAFELAP 1999 (Uxbridge), Elsevier, Oxford, 2000, pp. 143–162. doi:10.1016/B978-008043568-8/50008-0.  
URL <http://dx.doi.org/10.1016/B978-008043568-8/50008-0>
- [33] B. Szabó, I. Babuška, Finite element analysis, A Wiley-Interscience Publication, John Wiley & Sons Inc., New York, 1991.