



# Electroweak production of two jets in association with a Z boson in proton-proton collisions at $\sqrt{s} = 13$ TeV

The CMS Collaboration\*

## Abstract

A measurement of the electroweak (EW) production of two jets in association with a Z boson in proton-proton collisions at  $\sqrt{s} = 13$  TeV is presented, based on data recorded in 2016 by the CMS experiment at the LHC corresponding to an integrated luminosity of  $35.9 \text{ fb}^{-1}$ . The measurement is performed in the  $\ell\ell jj$  final state with  $\ell$  including electrons and muons, and the jets  $j$  corresponding to the quarks produced in the hard interaction. The measured cross section in a kinematic region defined by invariant masses  $m_{\ell\ell} > 50 \text{ GeV}$ ,  $m_{jj} > 120 \text{ GeV}$ , and transverse momenta  $p_{Tj} > 25 \text{ GeV}$  is  $\sigma_{\text{EW}}(\ell\ell jj) = 534 \pm 20 \text{ (stat)} \pm 57 \text{ (syst) fb}$ , in agreement with leading-order standard model predictions. The final state is also used to perform a search for anomalous trilinear gauge couplings. No evidence is found and limits on anomalous trilinear gauge couplings associated with dimension-six operators are given in the framework of an effective field theory. The corresponding 95% confidence level intervals are  $-2.6 < c_{WWW}/\Lambda^2 < 2.6 \text{ TeV}^{-2}$  and  $-8.4 < c_W/\Lambda^2 < 10.1 \text{ TeV}^{-2}$ . The additional jet activity of events in a signal-enriched region is also studied, and the measurements are in agreement with predictions.

Published in the *European Physical Journal C* as doi:10.1140/epjc/s10052-018-6049-9.



## 1 Introduction

In proton-proton (pp) collisions at the CERN LHC, the production of dileptons ( $\ell\ell$ ) consistent with the Z boson invariant mass in association with two jets (jj) is dominated by events where the dilepton pair is produced by a Drell–Yan (DY) process, in association with jets from strong interactions. This production is governed by a mixture of electroweak (EW) and strong processes of order  $\alpha_{EW}^2\alpha_S^2$ , where  $\alpha_S$  is the strong coupling and  $\alpha_{EW}$  is the EW coupling strength.

The pure electroweak production of the  $\ell\ell jj$  final state, at order  $\alpha_{EW}^4$ , is less frequent [1], and includes production via the vector boson fusion (VBF) process, with its distinctive signature of two jets with both large energy and separation in pseudorapidity  $\eta$ . In this paper the electroweak production is referred to as EW Zjj, and the two jets produced through the fragmentation of the outgoing quarks are referred to as “tagging jets”.

Figure 1 shows representative Feynman diagrams for the EW Zjj signal, namely VBF (left), bremsstrahlung-like (center), and multiperipheral (right) production. Gauge cancellations lead to a large negative interference between the VBF process and the other two processes, with the interferences from the bremsstrahlung-like production being larger. Interference with multiperipheral production is limited to cases where the dilepton mass is close to the Z boson peak mass [2].

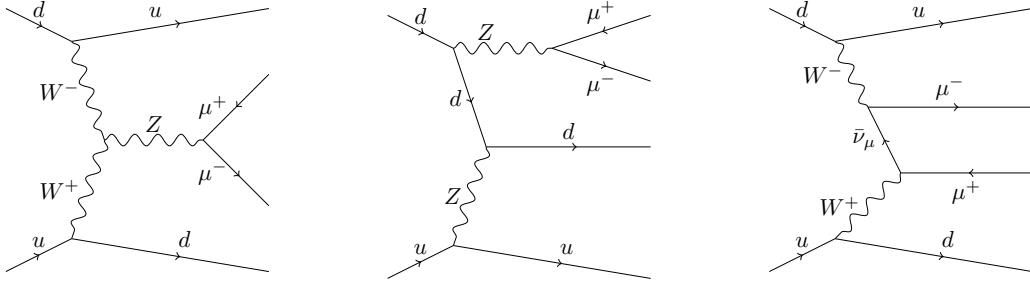


Figure 1: Representative Feynman diagrams for purely electroweak amplitudes for dilepton production in association with two jets: vector boson fusion (left), bremsstrahlung-like (center), and multiperipheral production (right).

In the inclusive production of  $\ell\ell jj$  final states, some of the nonexclusive EW interactions with identical initial and final states can interfere with the exclusive EW interactions that are shown in Fig. 1. This interference effect between the signal production and the main background processes is much smaller than the interference effects among the EW production amplitudes, but needs to be taken into account when measuring the signal contribution [3, 4].

Figure 2 (left) shows one example of corrections to order  $\alpha_S^2$  for DY production that have the same initial and final states as those in Fig. 1. A process at order  $\alpha_S^2$  that does not interfere with the EW signal is shown in Fig. 2 (right).

The study of EW Zjj processes is part of a more general investigation of standard model (SM) vector boson fusion and scattering processes that include studies of Higgs boson production [5–7] and searches for physics beyond the SM [8–11]. When isolated from the backgrounds, the properties of EW Zjj events can be compared with SM predictions. Probing the additional hadronic activity in selected events can shed light on the modelling of additional parton radiation [12, 13], which is important for signal selection or vetoing of background events.

New physics could appear in the form of anomalous trilinear gauge couplings (ATGCs) [14, 15] that can be parameterized with higher-dimensional operators. Their measurements could provide an indirect search for new physics at mass scales not directly accessible at the LHC.

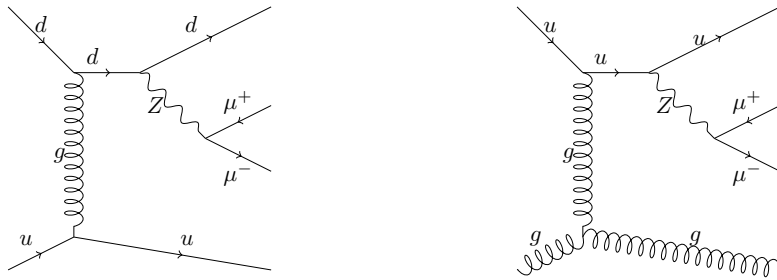


Figure 2: Representative Feynman diagrams for order  $\alpha_s^2$  corrections to DY production that constitute the main background for the measurement.

At the LHC, the EW  $Zjj$  process was first measured by the CMS experiment using pp collisions at  $\sqrt{s} = 7$  TeV [3], and then at  $\sqrt{s} = 8$  TeV by both the CMS [4] and ATLAS [16] experiments. The ATLAS experiment has also performed measurements at  $\sqrt{s} = 13$  TeV [17], with a data sample corresponding to an integrated luminosity of  $3.2 \text{ fb}^{-1}$ . All results so far agree with the expectations of the SM within a precision of approximately 20%.

This paper presents a measurement with the CMS detector using pp collisions collected at  $\sqrt{s} = 13$  TeV during 2016, corresponding to an integrated luminosity of  $35.9 \text{ fb}^{-1}$ . A multivariate analysis, based on the methods developed for the 7 and 8 TeV data results [3, 4], is used to separate signal events from the large DY + jets background. Analysis of the 13 TeV data with larger integrated luminosity and larger predicted total cross section offers an opportunity to measure the cross section at a higher energy and reduce the uncertainties of the earlier measurements.

Section 2 describes the experimental apparatus and Section 3 the event simulations. Event selection procedures are described in Section 4, together with the selection efficiencies and background models in control regions. Section 5 details the strategy adopted to extract the signal from the data, and the corresponding systematic uncertainties are summarized in Section 6. The cross section and anomalous coupling results are presented in Sections 7 and 8, respectively. Section 9 provides a study of the additional hadronic activity in an EW  $Zjj$ -enriched region. Finally, a brief summary of the results is given in Section 10.

## 2 The CMS detector

The central feature of the CMS apparatus is a superconducting solenoid of 6 m internal diameter, providing a magnetic field of 3.8 T. Within the solenoid volume are a silicon pixel and strip tracker, a lead tungstate crystal electromagnetic calorimeter (ECAL), and a brass and scintillator hadron calorimeter (HCAL), each composed of a barrel and two endcap sections. Forward calorimeters extend the  $\eta$  coverage provided by the barrel and endcap detectors. Muons are measured in gas-ionization detectors embedded in the steel flux-return yoke outside the solenoid.

The tracker measures charged particles within the pseudorapidity range  $|\eta| < 2.5$ . It consists of 1440 pixel and 15 148 strip detector modules. For nonisolated particles of  $1 < p_T < 10$  GeV and  $|\eta| < 1.4$ , the track resolutions are typically 1.5% in  $p_T$  and 25–90 (45–150)  $\mu\text{m}$  in the transverse (longitudinal) impact parameter [18].

The electron momenta are estimated by combining energy measurements in the ECAL with momentum measurements in the tracker [19]. The dielectron invariant mass resolution for  $Z \rightarrow ee$  decays is 1.9% when both electrons are in the ECAL barrel, and 2.9% when both electrons

are in the endcaps.

Muons are measured in the pseudorapidity range  $|\eta| < 2.4$  with detection planes made using three technologies: drift tubes, cathode strip chambers, and resistive-plate chambers. Matching muons to tracks measured in the silicon tracker results in a relative transverse momentum resolution for muons with  $20 < p_T < 100$  GeV of 1.3–2.0% in the barrel and better than 6% in the endcaps. The  $p_T$  resolution in the barrel is better than 10% for muons with  $p_T$  up to 1 TeV [20].

The offline analysis uses reconstructed charged-particle tracks and candidates from the particle-flow (PF) algorithm [21]. In the PF event reconstruction, all stable particles in the event, i.e. electrons, muons, photons, charged and neutral hadrons, are reconstructed as PF candidates using information from all subdetectors to obtain an optimal determination of their direction, energy, and type. The PF candidates are then used to reconstruct the jets and the missing transverse momentum.

A more detailed description of the CMS detector, together with a definition of the coordinate system and the relevant kinematic variables, can be found in Ref. [22].

### 3 Simulation of signal and background events

Signal events are simulated at leading order (LO) using the MADGRAPH5\_aMC@NLO (v2.3.3) Monte Carlo (MC) generator [23, 24], interfaced with PYTHIA (v8.212) [25, 26] for parton showering (PS) and hadronization. The NNPDF30 (nlo\_as0130) [27] parton distribution functions (PDF) are used to generate the events. The underlying event (UE) is modelled using the CUETP8M1 tune [28]. The simulation does not include extra partons at matrix element (ME) level. The signal is defined in the kinematic region with dilepton invariant mass  $m_{\ell\ell} > 50$  GeV, parton transverse momentum  $p_{Tj} > 25$  GeV, and diparton invariant mass  $m_{jj} > 120$  GeV. The cross section of the  $\ell\ell jj$  final state (with  $\ell = e$  or  $\mu$ ), applying the above fiducial cuts, is calculated to be  $\sigma_{\text{LO}}(\text{EW } \ell\ell jj) = 543_{-9}^{+7}$  (scale)  $\pm 22$  (PDF) fb, where the first uncertainty is obtained by changing simultaneously the factorization ( $\mu_F$ ) and renormalization ( $\mu_R$ ) scales by factors of 2 and 1/2, and the second reflects the uncertainties in the NNPDF30 PDFs. The LO signal cross section and relevant kinematic distributions estimated with MADGRAPH5\_aMC@NLO are found to be in agreement within 5% with the next-to-leading order (NLO) predictions of the VBFNLO generator (v.2.7.1) [29–31] that includes NLO QCD corrections. For additional comparisons, signal events have also been simulated with the HERWIG++ (v2.7.1) [32] PS, using the EE5C [33] tune.

Events coming from processes including ATGCs are generated with the same setting as the SM sample, but include additional information for reweighting in a three-dimensional effective field theory (EFT) parameter space, as described in more detail in Sec. 8.1.

Background DY events are also simulated with MADGRAPH5\_aMC@NLO using (i) an NLO ME calculation with up to three final-state partons generated from quantum chromodynamics (QCD) interactions, and (ii) an LO ME calculation with up to four partons. The ME-PS matching is performed following the FxFx prescription [34] for the NLO case, and the MLM prescription [35, 36] for the LO case. The NLO background simulation is used to extract the final results, while the independent LO samples are used to perform the multivariate discriminant training. The dilepton DY production for  $m_{\ell\ell} > 50$  GeV is normalized to  $\sigma_{\text{th}}(\text{DY}) = 5.765$  nb, which is computed at next-to-next-to-leading order (NNLO) with FEWZ (v3.1) [37].

The evaluation of the interference between EW  $Zjj$  and DY  $Zjj$  processes relies on predictions

obtained with MADGRAPH5\_aMC@NLO. A dedicated sample of events arising from the interference terms is generated directly by selecting the contributions of order  $\alpha_S\alpha_{EW}^3$ , and passing them through the full detector simulation to estimate the expected interference contribution.

Other backgrounds are expected from other sources of events with two opposite-sign and same-flavour leptons together with jets. Top quark pair events are generated with POWHEG (v2.0) [38–40] and normalized to the inclusive cross section calculated at NNLO together with next-to-next-to-leading logarithmic corrections [41, 42]. Single top quark processes are modelled at NLO with POWHEG [38–40, 43, 44] and normalized to cross sections of  $71.7 \pm 2.0$  pb,  $217 \pm 3$  pb, and  $10.32 \pm 0.20$  pb respectively for the  $tW$ ,  $t$ -, and  $s$ -channel production [41, 45]. The diboson production processes  $WW$ ,  $WZ$ , and  $ZZ$  are generated with PYTHIA and normalized to NNLO cross section computations obtained with MCFM (v8.0) [46]. The abbreviation  $VV$  is used in this document when referring to the sum of the processes that yield two vector bosons.

The contribution from diboson processes with  $\ell\ell jj$  final states, such as  $ZW$  and  $ZZ$ , to the signal definition is small, and these contributions are not included in the background.

The production of a  $W$  boson in association with jets, where the  $W$  decays to a charged lepton and a neutrino, is also simulated with MADGRAPH5\_aMC@NLO, and normalized to a total cross section of 61.53 nb, computed at NNLO with FEWZ. Multijet QCD processes are also studied in simulation, but are found to yield negligible contributions to the selected events. All background productions make use of the PYTHIA PS model with the CUETP8M1 tune.

A detector simulation based on GEANT4 (v.9.4p03) [47, 48] is applied to all the generated signal and background samples. The presence of multiple pp interactions in the same bunch crossing (pileup) is incorporated by simulating additional interactions (both in-time and out-of-time with respect to the hard interaction) with a multiplicity that matches the distribution observed in data. The additional events are simulated with PYTHIA (v8.212) making use of the NNPDF23 (nlo\_as0130) [49] PDF, and the CUETP8M1 tune. The average pileup is estimated to be about 27 additional interactions per bunch crossing.

## 4 Reconstruction and selection of events

Events containing two isolated, high- $p_T$  leptons, and at least two high- $p_T$  jets are selected. Isolated single-lepton triggers are used to acquire the data, where the lepton is required to have  $p_T > 27$  GeV for the electron trigger and  $p_T > 24$  GeV for the muon trigger [50].

In the offline reconstruction, electrons are reconstructed from clusters of energy deposits in the ECAL that match tracks extrapolated from the silicon tracker [19]. Offline muons are reconstructed by fitting trajectories based on hits in the silicon tracker and in the muon system [20]. Reconstructed electron or muon candidates are required to have  $p_T > 20$  GeV. Electron candidates are required to be reconstructed within  $|\eta| \leq 2.4$ , excluding barrel-to-endcap  $1.444 < |\eta| < 1.566$  transition regions of the ECAL [22]. Muon candidates are required to be reconstructed in the fiducial region  $|\eta| \leq 2.4$  of the muon system. The track associated with a lepton candidate is required to have both its transverse and longitudinal impact parameters compatible with the position of the main primary vertex (PV) of the event. The reconstructed PV with the largest value of summed physics-object  $p_T^2$  is taken to be the primary pp interaction vertex. The physics objects are the objects returned by a jet finding algorithm [51, 52] applied to all charged particle tracks associated with the vertex, plus the corresponding associated missing transverse momentum.

The leptons are required to be isolated. The isolation is calculated from particle candidates reconstructed by the PF algorithm and is corrected for pileup on an event-by-event basis. The sum of scalar  $p_T$  of all particle candidates reconstructed in an isolation cone with radius  $R = \sqrt{(\Delta\eta)^2 + (\Delta\phi)^2} = 0.4$  around the momentum vector of the lepton is required to be below 15 (25)% of the electron (muon)  $p_T$  value. The two isolated leptons with opposite electric charge and highest  $p_T$  are chosen to form the dilepton pair, and are required to have  $p_T > 30$  GeV and  $p_T > 20$  GeV for the  $p_T$ -leading and subleading lepton, respectively. Events with additional leptons are kept in the event selection. Same-flavour dileptons (ee or  $\mu\mu$ ) compatible with  $Z \rightarrow \ell\ell$  decays are then selected by requiring  $|m_Z - m_{\ell\ell}| < 15$  GeV, where  $m_Z$  is the mass of the Z boson [53].

Jets are reconstructed by clustering PF candidates with the anti- $k_T$  algorithm [51, 54] using a distance parameter of 0.4. The jet momentum is determined as the vector sum of all particle momenta in the jet, and is found from simulation to be within 5 to 10% of the true momentum over the whole  $p_T$  spectrum and detector acceptance [21].

An offset correction is applied to jet energies to take into account the contribution from additional proton-proton interactions within the same or nearby bunch crossings. Jet energy corrections are derived from simulation, and are confirmed with in situ measurements of the energy balance in dijet, multijet, photon + jet, and leptonically decaying Z + jet events [55]. Loose jet identification criteria are applied to reject misconstructed jets resulting from detector noise [56]. Loose criteria are also applied to remove jets heavily contaminated with pileup energy (clustering of energy deposits not associated with a parton from the primary pp interaction) [56, 57]. The efficiency of the jet identification criteria is greater than 99%, rejecting 90% of background pileup jets with  $p_T \simeq 50$  GeV. The jet energy resolution (JER) is typically  $\approx 15\%$  at 10 GeV, 8% at 100 GeV, and 4% at 1 TeV [55]. Jets reconstructed with  $p_T \geq 15$  GeV and  $|\eta| \leq 4.7$  are used in the analysis.

The two highest  $p_T$  jets are defined as the tagging jets, and are required to have  $p_T > 50$  GeV and  $p_T > 30$  GeV for the  $p_T$ -leading and subleading jet, respectively. The invariant mass of the two tagging jets is required to satisfy  $m_{jj} > 200$  GeV.

A multivariate analysis technique, described in Section 5, is used to provide an optimal separation of the DY Zjj and EW Zjj components of the inclusive  $\ell\ell jj$  spectrum. The main discriminating variables are the dijet invariant mass  $m_{jj}$  and the pseudorapidity separation  $\Delta\eta_{jj}$ . Other variables used in the multivariate analysis are described below.

Table 1 reports the expected and observed event yields after the initial selection and after imposing a minimum value for the final discriminator output that defines the signal-enriched region used for the studies of additional hadronic activity described in Section 9.

## 4.1 Discriminating gluons from quarks

Jets in signal events are expected to originate from quarks, while for background events it is more probable that jets are initiated by a gluon. A quark-gluon likelihood (QGL) discriminant [3] is evaluated for the two tagging jets with the intent of distinguishing the nature of each jet.

The QGL discriminant exploits differences in the showering and fragmentation of gluons and quarks by making use of the following internal jet composition observables: (i) the particle multiplicity of the jet, (ii) the minor root-mean-square of distance between the jet constituents in the  $\eta$ - $\phi$  plane, and (iii) the  $p_T$  distribution function of the jet constituents, as defined in Ref. [58].

Table 1: Event yields expected for background and signal processes using the initial selections and with a cut on the multivariate analysis output (BDT) that provides signal  $\approx$  background. The yields are compared to the data observed in the different channels and categories. The total uncertainties quoted for signal, DY Zjj, dibosons, and processes with top quarks ( $t\bar{t}$  and single top quarks) include the simulation statistical uncertainty.

| Sample            | Initial          |                  | BDT > 0.92      |                 |
|-------------------|------------------|------------------|-----------------|-----------------|
|                   | ee               | $\mu\mu$         | ee              | $\mu\mu$        |
| WW                | $62 \pm 16$      | $116 \pm 22$     | —               | —               |
| WZ                | $914 \pm 38$     | $2151 \pm 63$    | $1.6 \pm 1.6$   | $1.8 \pm 1.8$   |
| ZZ                | $522 \pm 17$     | $1324 \pm 29$    | $1.8 \pm 1.1$   | $2.7 \pm 1.3$   |
| $t\bar{t}$        | $5363 \pm 48$    | $12938 \pm 81$   | $7.1 \pm 1.9$   | $7.1 \pm 1.9$   |
| single top quark  | $269 \pm 18$     | $723 \pm 31$     | —               | —               |
| W + jets          | $34 \pm 5$       | $36 \pm 5$       | —               | —               |
| DY Zjj            | $152750 \pm 510$ | $394640 \pm 880$ | $273 \pm 20$    | $493 \pm 31$    |
| Total backgrounds | $159890 \pm 510$ | $411890 \pm 890$ | $283 \pm 29$    | $505 \pm 43$    |
| EW Zjj signal     | $2833 \pm 10$    | $6665 \pm 16$    | $194.9 \pm 2.6$ | $379.7 \pm 3.9$ |
| Data              | 163640           | 422499           | 418             | 892             |

The variables are used as inputs to a likelihood discriminant on gluon and quark jets constructed from simulated dijet events. The performance of this QGL discriminant is evaluated and validated using independent, exclusive samples of Z + jet and dijet data [58]. Comparisons of simulation predictions and data distributions allow the derivation of corrections to the simulated QGL distributions and define a systematic uncertainty band.

## 4.2 Additional discriminating variables

An event balance variable,  $R(p_T^{\text{hard}})$ , is used to separate the signal from the background, defined as

$$R(p_T^{\text{hard}}) = \frac{|\vec{p}_{Tj_1} + \vec{p}_{Tj_2} + \vec{p}_{TZ}|}{|\vec{p}_{Tj_1}| + |\vec{p}_{Tj_2}| + |\vec{p}_{TZ}|} = \frac{|\vec{p}_T^{\text{hard}}|}{|\vec{p}_{Tj_1}| + |\vec{p}_{Tj_2}| + |\vec{p}_{TZ}|}, \quad (1)$$

where  $\vec{p}_{Tj_1}$ ,  $\vec{p}_{Tj_2}$  and  $\vec{p}_{TZ}$  are, respectively, the transverse momenta of the two tagging jets and of the Z boson, and the numerator is the estimator of the  $p_T$  for the hard process, i.e.  $p_T^{\text{hard}}$ .

Angular variables useful for signal discrimination include the difference between the rapidity of the Z boson  $y_Z$  and the average rapidity of the two tagging jets, i.e.

$$y^* = y_Z - \frac{1}{2}(y_{j_1} + y_{j_2}), \quad (2)$$

and the  $z^*$  Zeppenfeld variable [13] defined as

$$z^* = \frac{y^*}{\Delta y_{jj}}. \quad (3)$$

The distributions for data and simulated samples of the  $m_{jj}$ ,  $R(p_T^{\text{hard}})$  and  $z^*$  variables, after the initial selection, are shown in Figs. 3 and 4, for the dielectron and dimuon channels, respectively. The distributions for data and simulated samples of the dijet transverse momentum ( $p_{Tjj}$ ), pseudorapidity separation ( $\Delta\eta_{jj}$ ), and of the QGL output values of each jet, after the initial selection, are shown in Figs. 5 and 6, respectively, for the dielectron and dimuon channels. Good agreement between the data and the MC expectations is observed in both channels. In



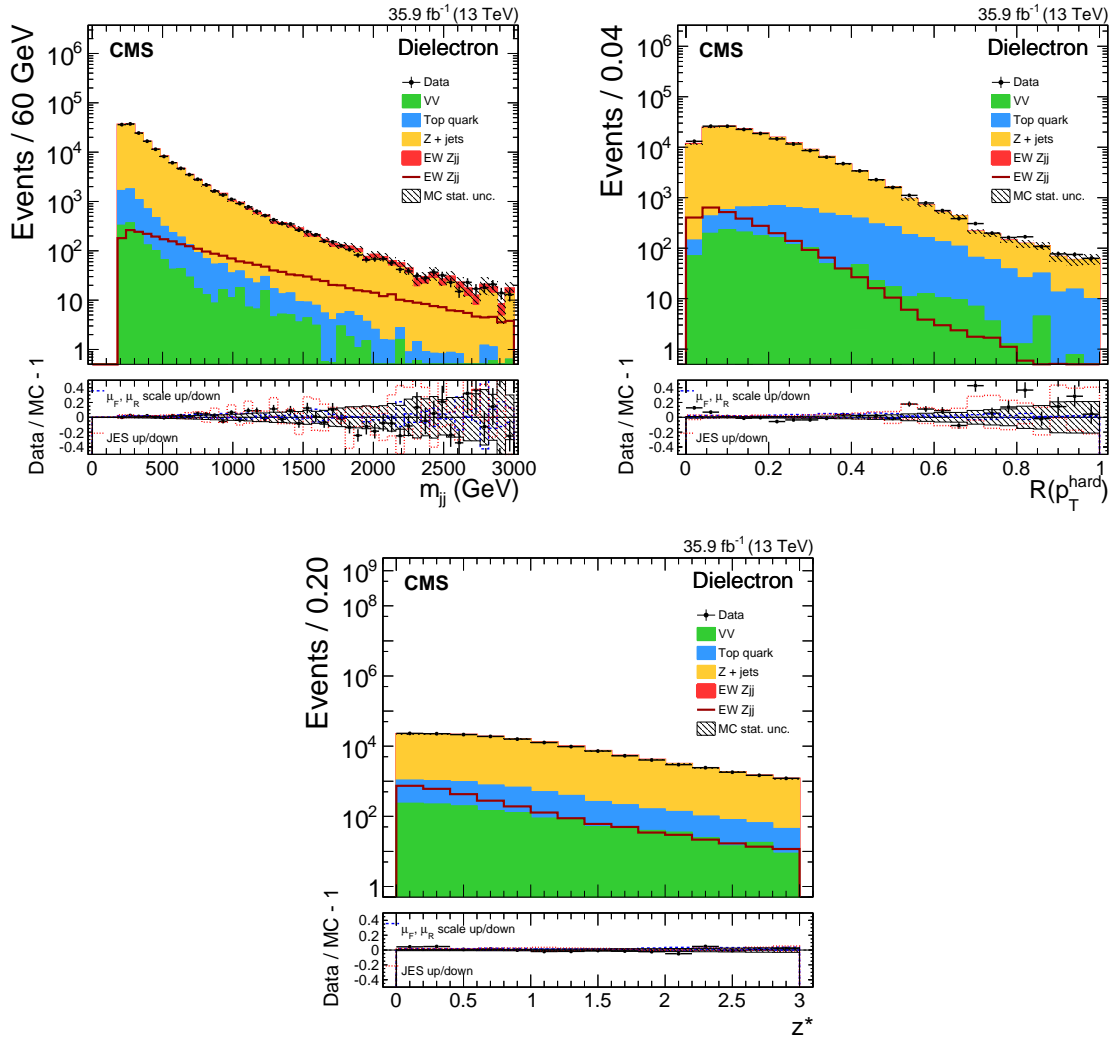


Figure 3: Data and simulated event distributions for the dielectron event selection:  $m_{jj}$  (top left),  $R(p_T^{\text{hard}})$  (top right), and  $z^*$  (bottom). The contributions from the different background sources and the signal are shown stacked, with data points superimposed. The expected signal-only contribution is also shown as an unfilled histogram. The lower panels show the relative difference between the data and expectations, as well as the uncertainty envelopes for JES and  $\mu_{F,R}$  scale uncertainties.

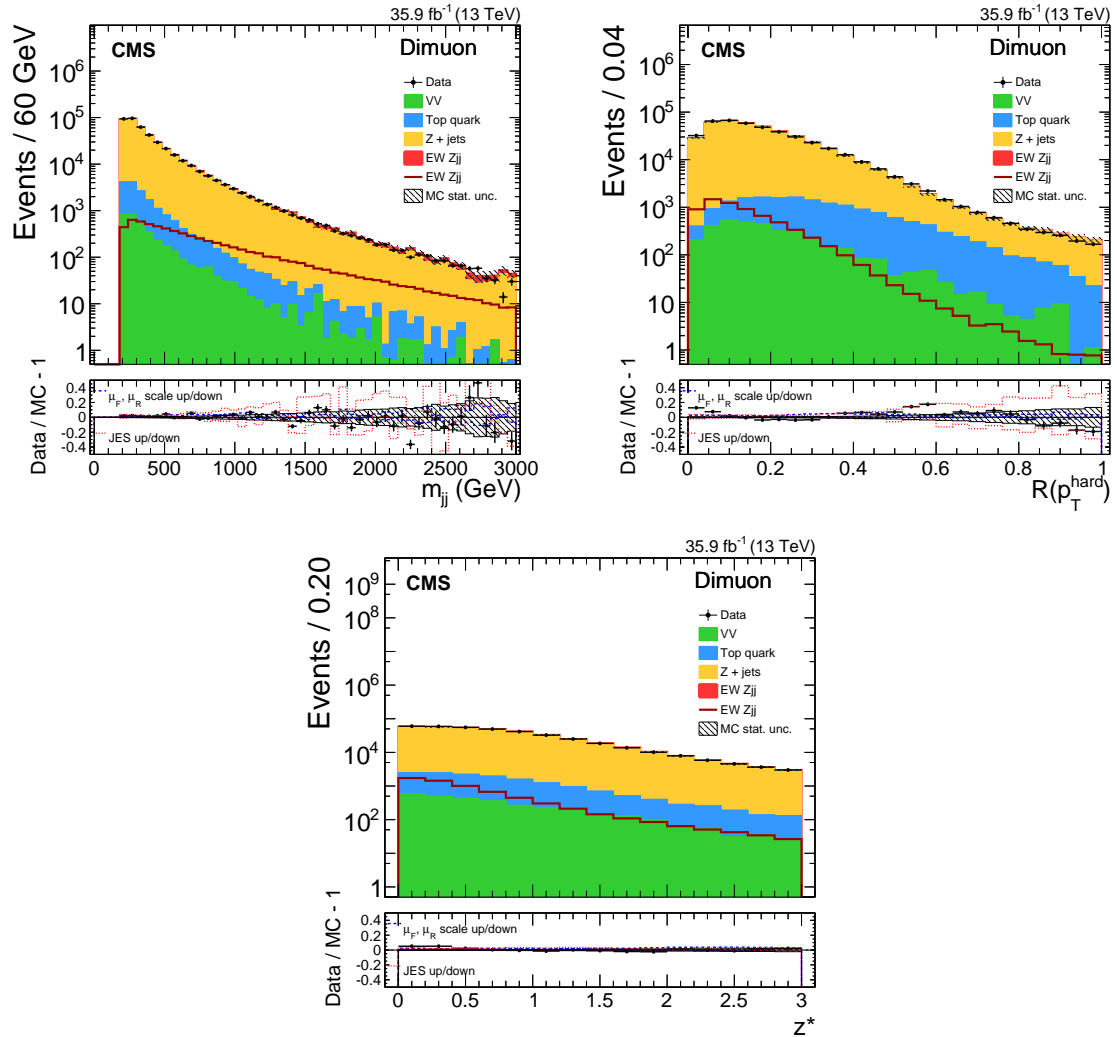


Figure 4: Data and simulated event distributions for the dimuon event selection:  $m_{jj}$  (top left),  $R(p_T^{\text{hard}})$  (top right), and  $z^*$  (bottom). The contributions from the different background sources and the signal are shown stacked, with data points superimposed. The expected signal-only contribution is also shown as an unfilled histogram. The lower panels show the relative difference between the data and expectations as well as the uncertainty envelopes for JES and  $\mu_{ER}$  scale uncertainties.

the lower panels of these plots the experimental uncertainties in the jet energy scales (JES) (dotted envelope) and the uncertainties due to the choice of QCD factorisation and normalization scales defined in Sec. 6 (dashed envelope) are shown.

## 5 Signal discriminants and extraction procedure

The EW Zjj signal is characterized by a large separation in pseudorapidity between the tagging jets, due to the small scattering-angle of the two initial partons. Because of both the topological configuration and the large energy of the outgoing partons,  $m_{jj}$  is also expected to be large. The evolution of  $\Delta\eta_{jj}$  with  $m_{jj}$  is expected to be different for signal and background events, and therefore these characteristics are expected to yield a high separation power between the EW Zjj and the DY Zjj productions. In addition, in signal events it is expected that the Z boson candidate is produced centrally in the rapidity region defined by the two tagging jets and that the Zjj system is approximately balanced in the transverse plane. As a consequence signal events are expected to yield lower values of both  $z^*$  and  $p_T^{\text{hard}}$  than the DY background. Other variables that are used to enhance the signal-to-background separation are related to the kinematics of the event ( $p_T$ , rapidity, and distance between the jets and/or the Z boson) or to the properties of the jets that are expected to be initiated by quarks. The variables that are used in the multivariate analysis are: (i)  $m_{jj}$ ; (ii)  $\Delta\eta_{jj}$ ; (iii) the dijet transverse momentum  $p_{Tjj}$ ; (iv) the QGL values of the two tagging jets; (v)  $R(p_T^{\text{hard}})$  and  $z^*$ .

The output of the discriminator is built by training a boosted decision tree (BDT) from the TMVA package [59] to achieve an optimal separation between the EW Zjj and DY Zjj processes, independently in the dielectron and dimuon channels.

In order to improve the sensitivity for the extraction of the signal component, the transformation that originally projects the BDT output value in the  $[-1, +1]$  interval is changed into  $\text{BDT}' = \tanh^{-1}((\text{BDT} + 1)/2)$ . This allows the purest signal region of the BDT output to be better sampled while keeping an equal-width binning of the BDT variable.

Figure 7 shows the distributions of the discriminants for the two leptonic channels. Good overall agreement between simulation and data is observed in all distributions, and the signal presence is visible at high BDT' values.

A binned maximum likelihood calculation, which is used to fit simultaneously the strength modifiers for the EW Zjj and DY Zjj processes,  $\mu = \sigma(\text{EW Zjj})/\sigma_{\text{LO}}(\text{EW } \ell\ell jj)$  and  $v = \sigma(\text{DY})/\sigma_{\text{th}}(\text{DY})$ , is built from the expected rates for each process. Nuisance parameters are added to modify the expected rates and shapes according to the estimate of the systematic uncertainties affecting the measurement.

The interference between the EW Zjj and DY Zjj processes is included in the fit procedure, and its strength scales as  $\sqrt{\mu v}$ . The interference model is derived from the MADGRAPH5\_aMC@NLO simulation described in Section 3.

The parameters of the model ( $\mu$  and  $v$ ) are determined by maximizing the likelihood. The statistical methodology follows the one used in other CMS analyses [6] using the asymptotic formulas [60]. In this procedure the systematic uncertainties affecting the measurement of the signal and background strengths ( $\mu$  and  $v$ ) are constrained with log-normal probability distributions.

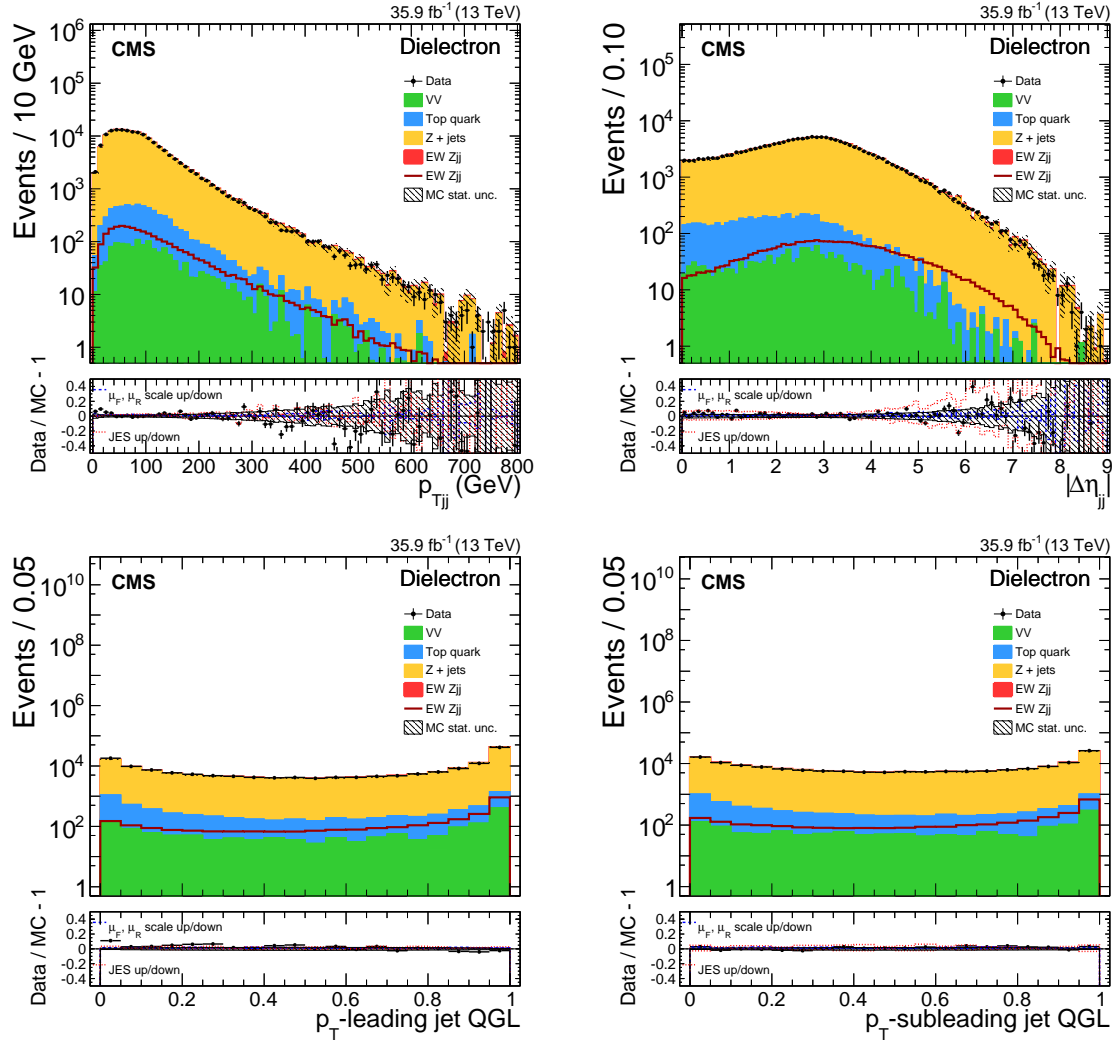


Figure 5: Data and simulated event distributions for the dielectron event selection: dijet system transverse momentum (top left), dijet pseudorapidity opening (top right),  $p_T$ -leading jet QGL (bottom left), and  $p_T$ -subleading jet QGL (bottom right). The contributions from the different background sources and the signal are shown stacked, with data points superimposed. The expected signal-only contribution is also shown as an unfilled histogram. The lower panels show the relative difference between the data and expectations, as well as the uncertainty envelopes for JES and  $\mu_{F,R}$  scale uncertainties.

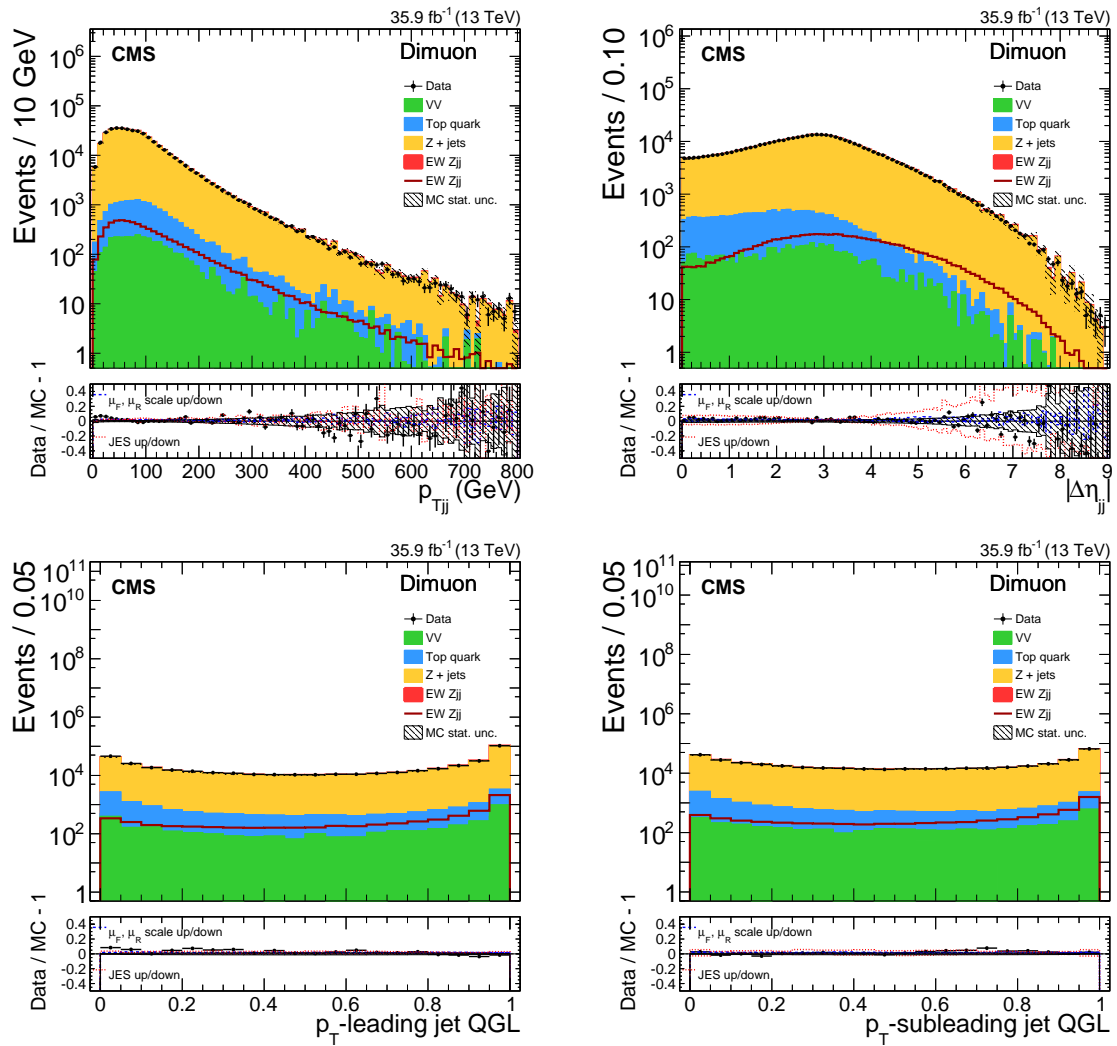


Figure 6: Data and simulated event distributions for the dimuon event selection: dijet system transverse momentum (top left), dijet pseudorapidity opening (top right),  $p_T$ -leading jet QGL (bottom left), and  $p_T$ -subleading jet QGL (bottom right). The contributions from the different background sources and the signal are shown stacked, with data points superimposed. The expected signal-only contribution is also shown as an unfilled histogram. The lower panels show the relative difference between the data and expectations, as well as the uncertainty envelopes for JES and  $\mu_{F,R}$  scale uncertainties.

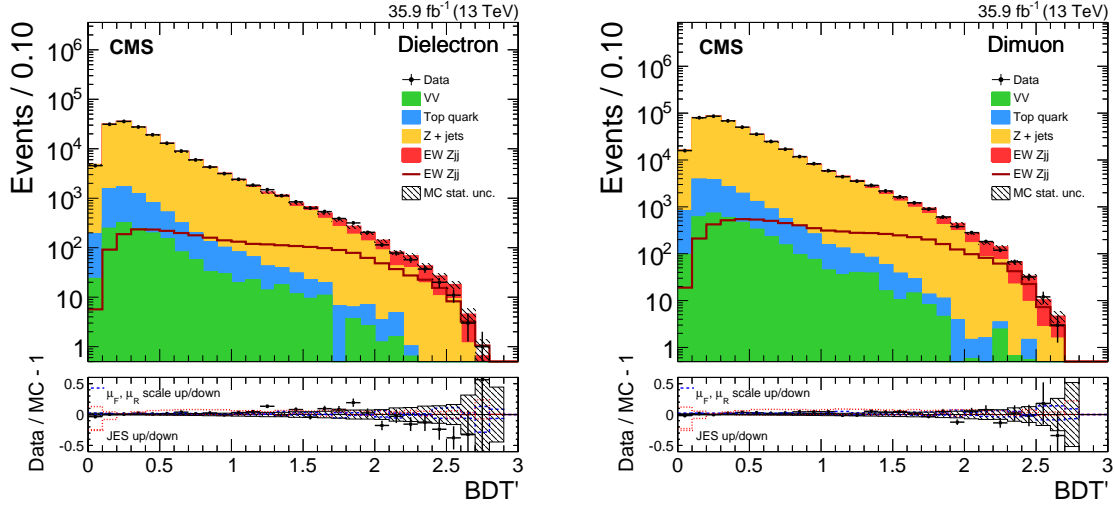


Figure 7: Distributions for transformed BDT discriminants in dielectron (left) and dimuon (right) events. The contributions from the different background sources and the signal are shown stacked, with data points superimposed. The expected signal-only contribution is also shown as an unfilled histogram. The lower panels show the relative difference between the data and expectations, as well as the uncertainty envelopes for JES and  $\mu_{E,R}$  scale uncertainties.

## 6 Systematic uncertainties

The main systematic uncertainties affecting the measurement are classified into experimental and theoretical sources. Some uncertainties affect only normalizations, while others affect both the normalization and shape of the BDT output distribution.

### 6.1 Experimental uncertainties

The following experimental uncertainties are considered.

**Integrated luminosity** — A 2.5% uncertainty is assigned to the value of the integrated luminosity [61].

**Trigger and selection efficiencies** — Uncertainties in the efficiency corrections based on control samples in data for the leptonic trigger and offline selections amount to a total of 2–3%, depending on the lepton  $p_T$  and  $\eta$  for both the  $ee$  and  $\mu\mu$  channels. These uncertainties are estimated by comparing the lepton efficiencies expected in simulation and measured in data with a tag-and-probe method [62].

**Jet energy scale and resolution** — The energy of the jets enters at the selection level and in the computation of the kinematic variables used to calculate the discriminants. Therefore the uncertainty in the JES affects both the expected event yields and the final shapes. The effect of the JES uncertainty is studied by scaling up and down the reconstructed jet energy by  $p_T$ - and  $\eta$ -dependent scale factors [55]. An analogous approach is used for the JER. The final impact on the signal strength uncertainty amounts to about 3% for JES and 2% for JER.

**QGL discriminator** — The uncertainty in the performance of the QGL discriminator is measured using independent Z + jet and dijet data [58]. Shape variations corresponding to the full data versus simulation differences are implemented. The variations are of the order

of 10% for lower QGL output values, corresponding to gluon-like jets, and of the order of 5% for larger QGL output values, corresponding to quark-like jets. The final impact on the signal strength uncertainty amounts to about 1%.

**Pileup** — Pileup can affect the identification and isolation of the leptons or the corrected energy of the jets. When jet clustering is performed, pileup can induce a distortion of the reconstructed dijet system because of the contamination from tracks and calorimetric deposits. This uncertainty is evaluated by generating alternative distributions of the number of pileup interactions, corresponding to a 5% uncertainty in the total inelastic pp cross section at  $\sqrt{s} = 13$  TeV.

**Limited number of simulated events** — For each signal and background simulation, shape variations for the distributions are created by shifting each bin content up or down by its statistical uncertainty. This generates alternatives to the nominal shapes that are used to describe the uncertainty from the limited number of simulated events. Depending on the BDT output bin, the impact on the signal strength uncertainty can be up to 3%.

## 6.2 Theoretical uncertainties

The following theoretical uncertainties are considered in the analysis.

**PDF** — The PDF uncertainties are evaluated by comparing the nominal distributions to those obtained when using the alternative PDFs of the NNPDF set, including  $\alpha_s$  variations. The final impact on the signal strength uncertainty is less than 1%.

**Factorization and renormalization scales** — To account for theoretical uncertainties, signal and background shape variations are built by changing the values of  $\mu_F$  and  $\mu_R$  from their defaults by factors of 2 or 1/2 in the ME calculation, simultaneously for  $\mu_F$  and  $\mu_R$ , but independently for each simulated sample. The final impact on the signal strength uncertainty amounts to 6% and 4% respectively for the signal and background variations.

**Normalization of top quark and diboson backgrounds** — Diboson and top quark production processes are modelled with MC simulations. An uncertainty in the normalization of these backgrounds is assigned based on the PDF and  $\mu_F$ ,  $\mu_R$  uncertainties, following calculations in Refs. [41, 42, 46]. The final impact on the signal strength uncertainty amounts to less than 1%.

**Interference between EW Zjj and DY Zjj** — An overall normalization uncertainty and a shape uncertainty are assigned to the interference term in the fit, based on an envelope of prediction with different  $\mu_F$ ,  $\mu_R$  scales. The final impact on the signal strength uncertainty amounts to 2–3%.

**Parton showering model** — The uncertainty in the signal PS model and the event tune is assessed as the full difference of the acceptance and shape predictions using PYTHIA and HERWIG++. The final impact on the signal strength uncertainty amounts to about 4%.

The largest sources of experimental uncertainty come from the JES and the limited statistics of simulated events; the largest source of theoretical uncertainty comes from the  $\mu_F$ ,  $\mu_R$  scale uncertainties.

## 7 Measurement of the EW Zjj production cross section

The signal strength, defined for the  $\ell\ell jj$  final state in the kinematic region described in Sec. 3, is extracted from the fit to the BDT output distribution as discussed in Section 5.

In the dielectron channel, the signal strength is measured to be

$$\mu = 0.96 \pm 0.06 \text{ (stat)} \pm 0.13 \text{ (syst)} = 0.96 \pm 0.14 \text{ (total)},$$

corresponding to a measured signal cross section

$$\sigma(\text{EW } \ell\ell jj) = 521 \pm 34 \text{ (stat)} \pm 68 \text{ (syst) fb} = 521 \pm 76 \text{ (total) fb}.$$

In the dimuon channel, the signal strength is measured to be

$$\mu = 0.97 \pm 0.04 \text{ (stat)} \pm 0.11 \text{ (syst)} = 0.97 \pm 0.12 \text{ (total)},$$

corresponding to a measured signal cross section

$$\sigma(\text{EW } \ell\ell jj) = 524 \pm 23 \text{ (stat)} \pm 61 \text{ (syst) fb} = 524 \pm 65 \text{ (total) fb}.$$

The results obtained for the different dilepton channels are compatible with each other, and in agreement with the SM predictions.

From the combined fit of the two channels, the signal strength is measured to be

$$\mu = 0.98 \pm 0.04 \text{ (stat)} \pm 0.10 \text{ (syst)} = 0.98 \pm 0.11 \text{ (total)},$$

corresponding to a measured signal cross section

$$\sigma(\text{EW } \ell\ell jj) = 534 \pm 20 \text{ (stat)} \pm 57 \text{ (syst) fb} = 534 \pm 60 \text{ (total) fb},$$

in agreement with the SM prediction  $\sigma_{\text{LO}}(\text{EW } \ell\ell jj) = 543 \pm 24 \text{ fb}$ . In the combined fit, the DY strength is  $v = 0.988 \pm 0.031$ . Using the statistical methodology described in Ref. [60], the background-only hypotheses in the dielectron, dimuon, and combined channels are all excluded with significance well above  $5\sigma$ .

## 8 Limits on anomalous gauge couplings

In the framework of EFT, new physics can be described as an infinite series of new interaction terms organized as an expansion in the mass dimension of the operators.

In the EW sector of the SM, the first higher-dimensional operators containing bosons are six-dimensional [15]:

$$\begin{aligned} \mathcal{O}_{WWW} &= \frac{c_{WWW}}{\Lambda^2} W_{\mu\nu} W^{\nu\rho} W_{\rho}^{\mu}, \\ \mathcal{O}_W &= \frac{c_W}{\Lambda^2} (D^{\mu}\Phi)^{\dagger} W_{\mu\nu} (D^{\nu}\Phi), \\ \mathcal{O}_B &= \frac{c_B}{\Lambda^2} (D^{\mu}\Phi)^{\dagger} B_{\mu\nu} (D^{\nu}\Phi), \\ \tilde{\mathcal{O}}_{WWW} &= \frac{\tilde{c}_{WWW}}{\Lambda^2} \tilde{W}_{\mu\nu} W^{\nu\rho} W_{\rho}^{\mu}, \\ \tilde{\mathcal{O}}_W &= \frac{\tilde{c}_W}{\Lambda^2} (D^{\mu}\Phi)^{\dagger} \tilde{W}_{\mu\nu} (D^{\nu}\Phi), \end{aligned} \tag{4}$$



where, as is customary, group indices are suppressed and the mass scale  $\Lambda$  is factorized from the coupling constants  $c$ . In Eq. (4),  $W_{\mu\nu}$  is the SU(2) field strength,  $B_{\mu\nu}$  is the U(1) field strength,  $\Phi$  is the Higgs doublet, and operators with a tilde are the magnetic duals of the field strengths. The first three operators are charge and parity conserving, whereas the two last ones are not. In this paper, models with operators that preserve charge conjugation and parity symmetries can be included in the calculation either individually or in pairs. With these assumptions, the value of coupling constants divided by the mass scale  $c/\Lambda^2$  are measured.

These operators have a rich phenomenology since they contribute to many multiboson scattering processes at tree level. The operator  $\mathcal{O}_{WWW}$  modifies vertices with 3 to 6 vector bosons, whereas the operators  $\mathcal{O}_W$  and  $\mathcal{O}_B$  modify both HVV vertices and vertices with 3 or 4 vector bosons. A more detailed description of the phenomenology of these operators can be found in Ref. [63]. Modifications to the ZWW vertex are investigated in this case, since this modifies the  $pp \rightarrow Zjj$  cross section.

Previously, modifications to these vertices have been studied using anomalous trilinear gauge couplings [64]. The relationship between the dimension-6 operators in Eq. (4) and ATGCs can be found in Ref. [15].

## 8.1 ATGC signal simulation

ATGC signal events are simulated at LO using MADGRAPH5\_aMC@NLO with the NNPDF3.0 PDF set for signal generation. Showering and hadronization of the events is performed with PYTHIA using the CUETP8M1 tune [28], using the same configuration as in the SM signal sample. The 'EWdim6NLO' model [15, 24] is used for the generation of anomalous couplings.

For each event, 125 weights are assigned that correspond to a  $5 \times 5 \times 5$  grid in  $c_{WWW}/\Lambda^2 \times c_W/\Lambda^2 \times c_B/\Lambda^2$ . Equal bins are used in the interval  $[-15, 15] \text{ TeV}^{-2}$  for  $c_{WWW}/\Lambda^2$ ,  $[-50, 50] \text{ TeV}^{-2}$  for  $c_W/\Lambda^2$ , and equal bins in the interval  $[-500, 500] \text{ TeV}^{-2}$  for  $c_B/\Lambda^2$ .

## 8.2 Statistical analysis

The measurement of the coupling constants uses templates in the transverse momentum of the dilepton system ( $p_{TZ}$ ). Because this is well-measured and longitudinally Lorentz invariant, this variable is robust against mismodelling and, in principle, ideal for this purpose. In the electron channel 15 equal bins for  $0 < p_{TZ} < 900 \text{ GeV}$  are used, and 20 equal bins for  $0 < p_{TZ} < 1200 \text{ GeV}$  are used in the muon channel, where the last bin contains overflow.

In order to construct the  $p_{TZ}$  templates, the associated weights calculated for each event are used to construct a parametrized model of the expected yield in each bin as a function of the values of the dimension-six operators' coupling constants. For each bin, the ratios of the expected signal yield with dimension-6 operators to the one without (leaving only the SM contribution) are fitted at each point of the grid to a quadratic polynomial. The highest bin is the one with the largest statistical power to detect the presence of higher dimensional operators. Figure 8 shows examples of the final templates, with the expected signal overlaid on the background expectation, for two different hypotheses of dimension-6 operators. The SM distribution is normalized to the expected cross section.

A simultaneous binned fit for the values of the ATGCs is performed in the two lepton channels. A profile likelihood method, the Wald Gaussian approximation and Wilks' theorem [60] are used to derive one-dimensional and two-dimensional limits at 95% confidence level (CL) on each of the three ATGC parameters and each combination of two ATGC parameters, respectively, while all other parameters are set to their SM values. Systematic and theoretical

uncertainties are represented by individual nuisance parameters with log-normal distributions and are profiled in the fit.

### 8.3 Results

No significant deviation from the SM expectation is observed. Limits on ATGC parameters were previously set by LEP [65], ATLAS [66, 67], and CMS [68, 69]. The LHC semileptonic diboson analyses using 8 TeV data currently set the most stringent limits.

Limits on the EFT parameters are reported and also translated into the equivalent parameters defined in an effective Lagrangian (LEP parametrization) in Ref. [70], without form factors:  $\lambda^\gamma = \lambda^Z = \lambda$ ,  $\Delta\kappa^Z = \Delta g_1^Z - \Delta\kappa^\gamma \tan^2 \theta_W$ . The parameters  $\lambda$ ,  $\Delta\kappa^Z$ , and  $\Delta g_1^Z$  are considered, where the  $\Delta$  symbols represents deviations from their respective SM values.

This analysis shows high sensitivity to  $c_{WWW}/\Lambda^2$  and  $c_W/\Lambda^2$  parameters (equivalently  $\lambda^Z$  and  $\Delta g_1^Z$ ). The sensitivity to  $c_B/\Lambda^2$  (equivalently  $\Delta\kappa^Z$ ) parameter is very low since the contribution of this operator to the WWZ vertex is suppressed by the weak mixing angle.

Results for 1D limits on  $c_{WWW}$  and  $c_W$  ( $\lambda$  and  $\Delta g_1^Z$ ) can be found in Table 2 (Table 3) respectively, and 2D limits are shown in Fig. 9. Results are dominated by the sensitivity in the muon channel due to the larger acceptance for muons. An ATGC signal is not included in the interference between EW and DY production. The effect on the limits is small ( $<3\%$ ).

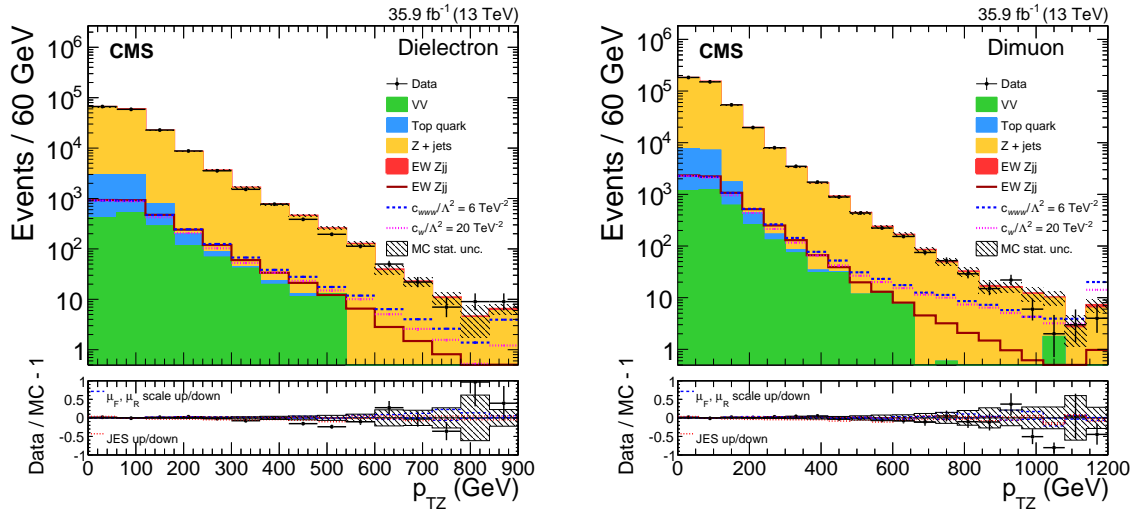


Figure 8: Distributions of  $p_{TZ}$  in data and SM backgrounds, and various ATGC scenarios in the dielectron (left) and dimuon (right) channels.

Table 2: One-dimensional limits on the ATGC EFT parameters at 95% CL.

| Coupling constant   | Expected 95% CL interval ( $\text{TeV}^{-2}$ ) | Observed 95% CL interval ( $\text{TeV}^{-2}$ ) |
|---------------------|--|--|
| $c_{WWW}/\Lambda^2$ | $[-3.7, 3.6]$                                  | $[-2.6, 2.6]$                                  |
| $c_W/\Lambda^2$     | $[-12.6, 14.7]$                                | $[-8.4, 10.1]$                                 |

## 9 Study of the hadronic and jet activity in Z + jet events

Now that the presence of an SM signal is established, the properties of the hadronic activity in the selected events can be examined. The production of additional jets in a region with a larger

Table 3: One-dimensional limits on the ATGC effective Lagrangian (LEP parametrization) parameters at 95% CL.

| Coupling constant | Expected 95% CL interval | Observed 95% CL interval |
|-------------------|--------------------------|--------------------------|
| $\lambda^Z$       | $[-0.014, 0.014]$        | $[-0.010, 0.010]$        |
| $\Delta g_1^Z$    | $[-0.053, 0.061]$        | $[-0.035, 0.042]$        |

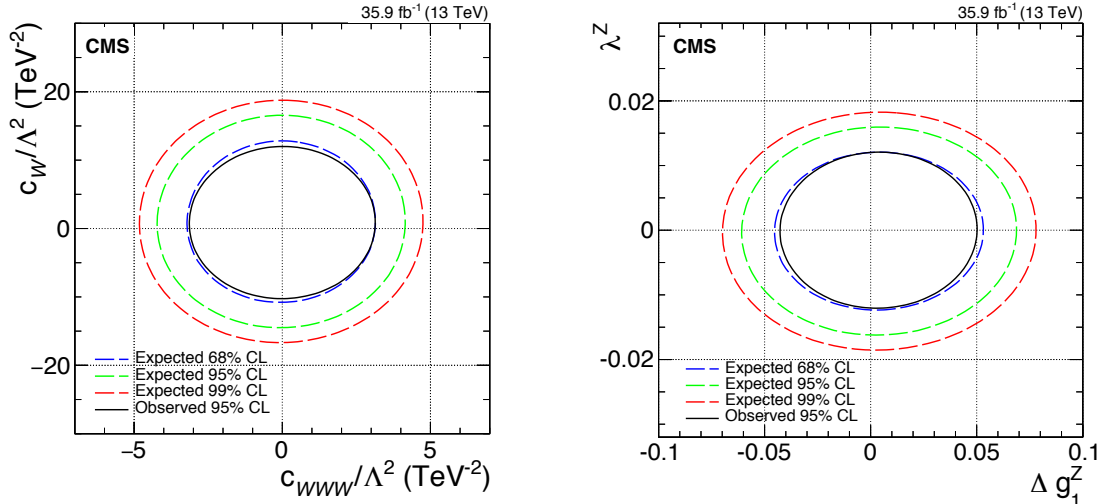


Figure 9: Two-dimensional observed 95% CL limits (continuous black line) and expected 68%, 95%, and 99% CL limits on anomalous coupling parameters.

contribution from EW  $Z_{jj}$  processes is explored in Section 9.1. Studies of the region in rapidity with expected low hadron activity (rapidity gap), using track-only observables, are presented in Section 9.2. Finally a study of hadronic activity vetoes, using both PF jets and track-only observables, is presented in Section 9.3. A significant suppression of the hadronic activity in signal events is expected because the final-state objects originate from pure electroweak interactions, in contrast with the radiative QCD production of jets in  $DY Z_{jj}$  events. The reconstructed distributions are compared directly to the prediction obtained with a full simulation of the CMS detector.

In the following studies, event distributions are shown with a selection  $BDT > 0.92$ , which allows a signal-enriched region to be selected with a similar fraction of signal and background events. The  $BDT > 0.92$  selection corresponds approximately to a selection  $BDT' > 1.946$  on the transformed  $BDT'$  discriminants shown in Fig. 7.

## 9.1 Jet activity studies in a high-purity region

In this study, aside from the two tagging jets used in the preselection, all PF jets with a  $p_T > 15$  GeV found within the pseudorapidity gap of the tagging jets,  $\eta_{\min}^{\text{tag jet}} < \eta < \eta_{\max}^{\text{tag jet}}$ , are used. The background contribution uses the normalizations obtained from the fit discussed in Section 7.

The  $p_T$  of the  $p_T$ -leading additional jet, as well as the scalar  $p_T$  sum ( $H_T$ ) of all additional jets, are shown in Fig. 10. Data and expectations are generally in reasonable agreement for all distributions in the signal-enriched regions, with some deficit of the simulation predictions for the rate of events with no additional jet activity. A suppression of the emission of additional jets is observed in data, when taking into account the background-only predictions. In the simula-

tion of the signal, the additional jets are produced by the PS (see Section 3), so studying these distributions provides insight on the PS model in the rapidity-gap region.

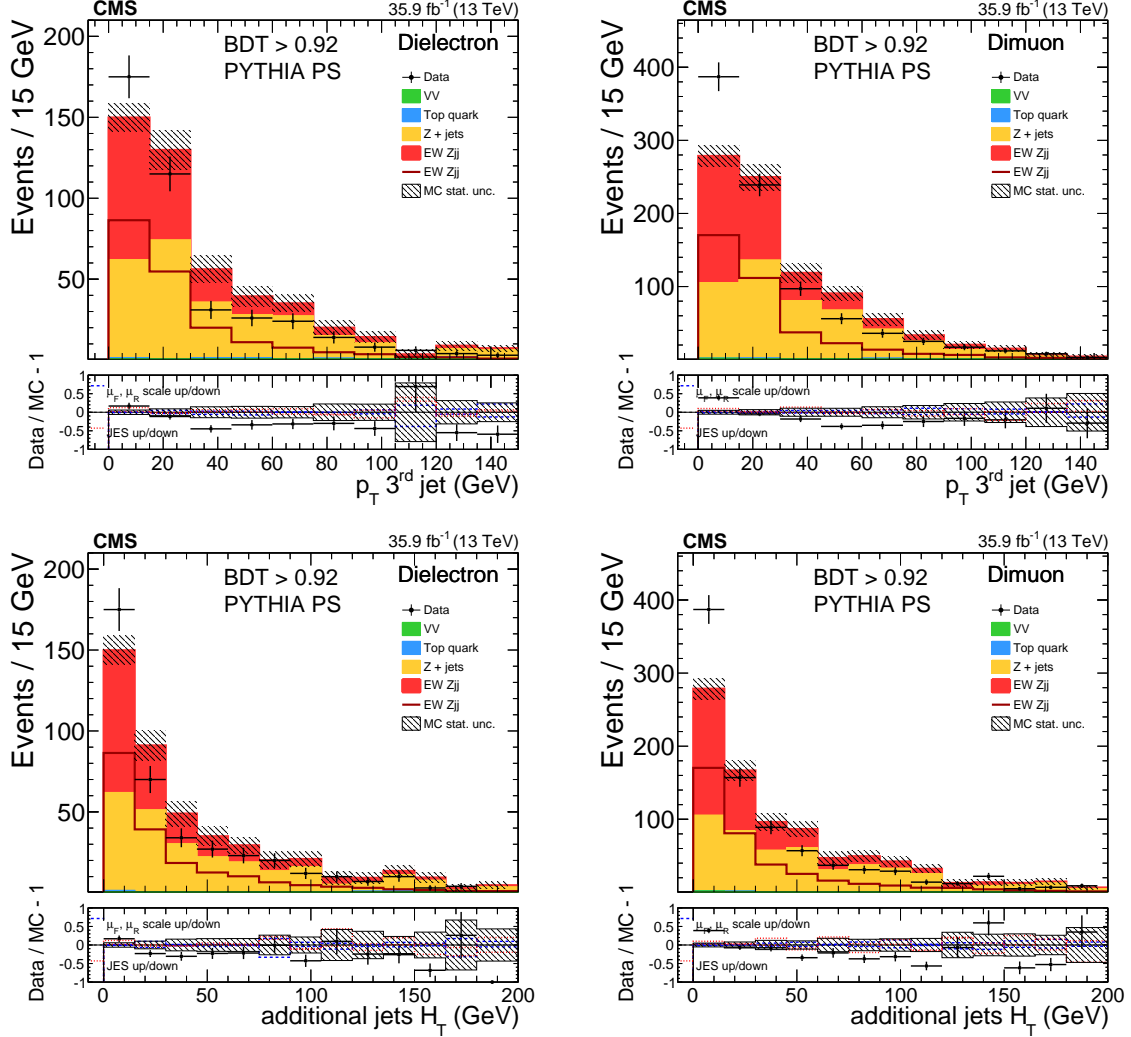


Figure 10: Transverse momentum of the third highest  $p_T$  jet (top row), and  $H_T$  of all additional jets (bottom row) within the pseudorapidity interval of the two tagging jets in dielectron (left) and dimuon (right) events with  $\text{BDT} > 0.92$ . The contributions from the different background sources and the signal are shown stacked, with data points superimposed. The expected signal-only contribution is also shown as an unfilled histogram. The lower panels show the relative difference between the data and expectations, as well as the uncertainty envelopes for JES and  $\mu_{F,R}$  scale uncertainties. In all distributions the first bin contains events where no additional jet with  $p_T > 15$  GeV is present.

## 9.2 Study of the charged-hadron activity

For this study, a collection is formed of high-purity tracks [71] with  $p_T > 0.3$  GeV that are uniquely associated with the main PV in the event. Tracks associated with the two leptons or with the tagging jets are excluded from the selection. The association between the selected tracks and the reconstructed PVs is carried out by minimizing the longitudinal impact parameter, which is defined as the  $z$ -distance between the PV and the point of closest approach of the track helix to the PV, labelled  $d_z^{\text{PV}}$ . The association is required to satisfy  $d_z^{\text{PV}} < 2$  mm and  $d_z^{\text{PV}} < 3\delta d_z^{\text{PV}}$ , where  $\delta d_z^{\text{PV}}$  is the uncertainty in  $d_z^{\text{PV}}$ .

A collection of “soft track jets” is defined by clustering the selected tracks using the anti- $k_T$  clustering algorithm [51] with a distance parameter of  $R = 0.4$ . The use of track jets represents a clean and well-understood method [72] to reconstruct jets with energy as low as a few GeV. These jets are not affected by pileup because of the association of the constituent tracks with the hard-scattering vertex [73].

Track jets of low  $p_T$  and within  $\eta_{\min}^{\text{tag jet}} < \eta < \eta_{\max}^{\text{tag jet}}$  are considered for the study of the central hadronic activity between the tagging jets. For each event, the scalar  $p_T$  sum of the soft-track jets with  $p_T > 1$  GeV is computed, and referred to as “soft  $H_T$ ”. Figure 11 shows the distribution of the soft  $H_T$  in the signal-enriched region ( $\text{BDT} > 0.92$ ), for the dielectron and dimuon channels, compared to predictions from PYTHIA and HERWIG++ PS models.

Overall, a reasonable agreement is observed between data and the simulation.

### 9.3 Study of gap activity vetoes

The efficiency of a gap activity veto corresponds to the fraction of events with a measured gap activity below a given threshold. This efficiency can be studied as a function of the applied threshold, and for different gap activity observables. The veto thresholds studied here start at 15 GeV for gap activities measured with standard PF jets, while they go down to 1 GeV for gap activities measured with soft track jets.

Figure 12 shows the gap activity veto efficiency of combined dielectron and dimuon events in the signal-enriched region when placing an upper threshold on the  $p_T$  of the additional third jet, or on the total  $H_T$  of all additional jets. The observed efficiency in data is compared to expected efficiencies for background-only events, and efficiencies for background plus signal events where the signal is modeled with PYTHIA or HERWIG++. Data points disfavour the background-only predictions and are in reasonable agreement with the presence of the signal for both PS predictions.

Figure 13 shows the gap activity veto efficiency of combined dielectron and dimuon events in the signal-enriched region when placing an upper threshold on the  $p_T$  of the leading soft jet, or on the total soft  $H_T$ . The data points disfavour the background-only predictions and are in reasonable agreement with the presence of the signal with both PS predictions. Comparisons between the signal gap activity predictions obtained with PYTHIA PS model and the HERWIG++ PS model have been previously studied [13], and are consistent with the predictions found here. Among the two considered signal models, the data seem to prefer the signal model with HERWIG++ PS at low gap activity values, whereas the PYTHIA (v8.212) PS predictions seem to be preferred by the data in the case of larger gap activities.

## 10 Summary

The cross section for the electroweak (EW) production of a Z boson in association with two jets in the  $\ell\ell jj$  final state is measured in proton-proton collisions at  $\sqrt{s} = 13$  TeV in the kinematic region defined by  $m_{\ell\ell} > 50$  GeV,  $m_{jj} > 120$  GeV, and transverse momenta  $p_{Tj} > 25$  GeV. The result

$$\sigma(\text{EW } \ell\ell jj) = 534 \pm 20 (\text{stat}) \pm 57 (\text{syst}) \text{ fb},$$

agrees with the standard model prediction.

The increased cross section and integrated luminosity recorded at 13 TeV, as well as the more precise NLO modelling of background processes, have led to a more precise measurement of

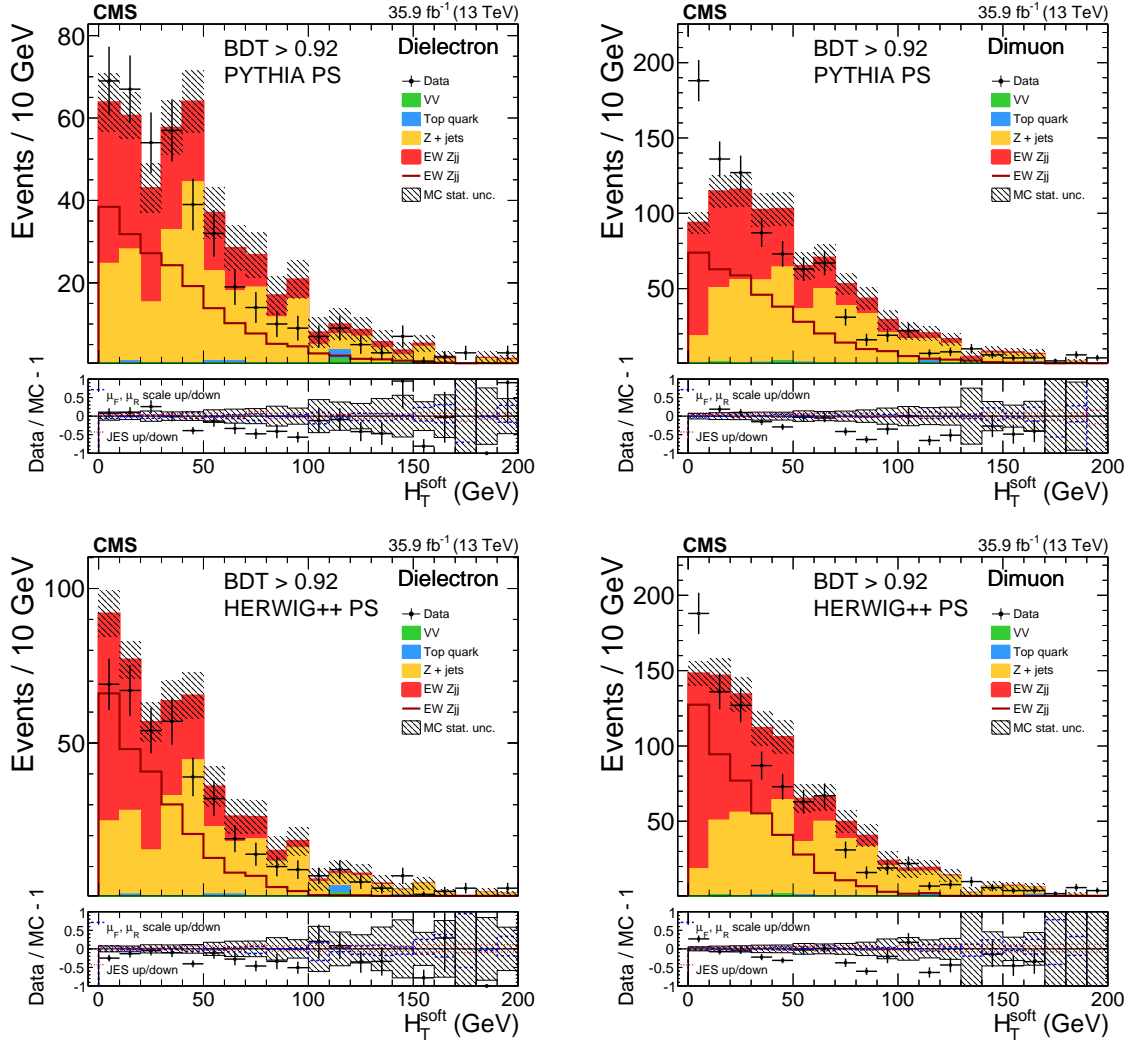


Figure 11:  $H_T$  of additional soft track-jets with  $p_T > 1 \text{ GeV}$  in dielectron (left) and dimuon (right) events with  $\text{BDT} > 0.92$ . Data are compared to MC expectations with the PYTHIA PS model (top row), or the HERWIG++ PS model (bottom row). The contributions from the different background sources and the signal are shown stacked, with data points superimposed. The expected signal-only contribution is also shown as an unfilled histogram. The lower panels show the relative difference between the data and expectations, as well as the uncertainty envelopes for JES and  $\mu_{F,R}$  scale uncertainties.

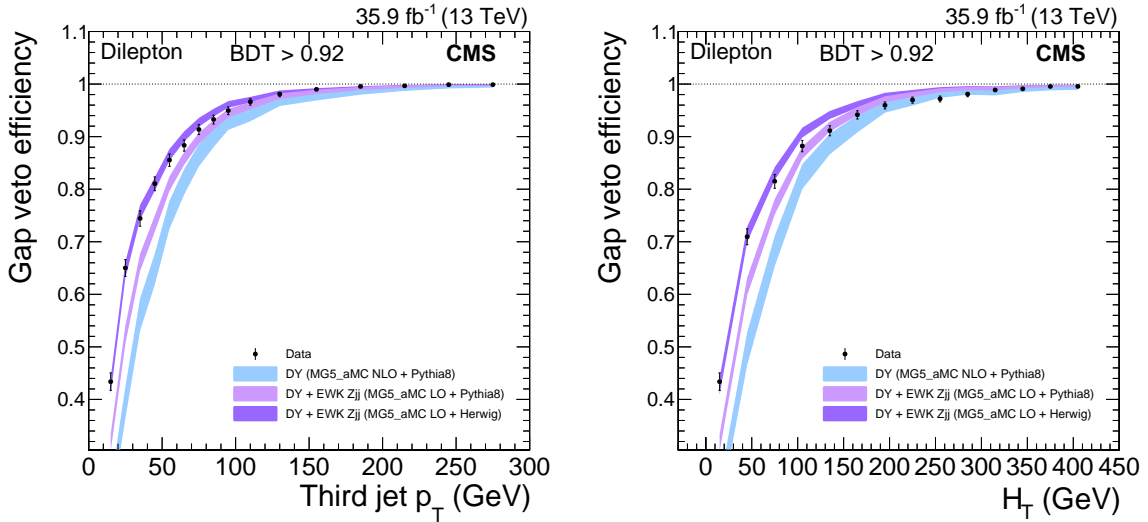


Figure 12: Efficiency of a gap activity veto in dielectron and dimuon events with  $\text{BDT} > 0.92$ , as a function of the additional jet  $p_T$  (left), and of the total  $H_T$  of additional jets (right). Data points are compared to MC expectations with only DY events, including signal with the PYTHIA PS model, or the HERWIG++ PS model. The bands represent the MC statistical uncertainty.

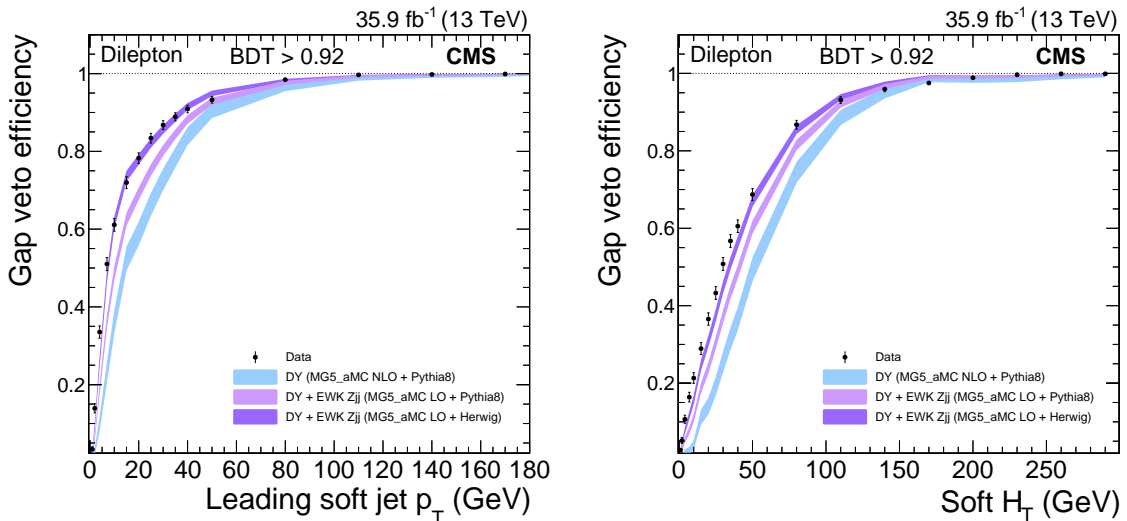


Figure 13: Efficiency of a gap activity veto in dielectron and dimuon events with  $\text{BDT} > 0.92$ , as a function of the leading soft track-jet  $p_T$  (left), and of the total soft  $H_T$  (right). Data points are compared to MC expectations with only DY events, including signal with the PYTHIA PS model, or the HERWIG++ PS model. The bands represent the MC statistical uncertainty.

the EW  $Zjj$  process, relative to earlier CMS and ATLAS results, where the relative precision was approximately 20% [3, 4, 16, 17].

No evidence for anomalous trilinear gauge couplings is found. The following one-dimensional limits at 95% CL are obtained:  $-2.6 < c_{WWW}/\Lambda^2 < 2.6 \text{ TeV}^{-2}$  and  $-8.4 < c_W/\Lambda^2 < 10.1 \text{ TeV}^{-2}$ . These results provide the most stringent constraints on  $c_{WWW}$  to date.

In events from a signal-enriched region, the additional hadron activity is also studied, as well as the efficiencies for a gap-activity veto, and generally good agreement is found between data and quantum chromodynamics predictions with either the PYTHIA or HERWIG++ parton shower and hadronization model.

## Acknowledgments

We congratulate our colleagues in the CERN accelerator departments for the excellent performance of the LHC and thank the technical and administrative staffs at CERN and at other CMS institutes for their contributions to the success of the CMS effort. In addition, we gratefully acknowledge the computing centers and personnel of the Worldwide LHC Computing Grid for delivering so effectively the computing infrastructure essential to our analyses. Finally, we acknowledge the enduring support for the construction and operation of the LHC and the CMS detector provided by the following funding agencies: the Austrian Federal Ministry of Science, Research and Economy and the Austrian Science Fund; the Belgian Fonds de la Recherche Scientifique, and Fonds voor Wetenschappelijk Onderzoek; the Brazilian Funding Agencies (CNPq, CAPES, FAPERJ, and FAPESP); the Bulgarian Ministry of Education and Science; CERN; the Chinese Academy of Sciences, Ministry of Science and Technology, and National Natural Science Foundation of China; the Colombian Funding Agency (COLCIENCIAS); the Croatian Ministry of Science, Education and Sport, and the Croatian Science Foundation; the Research Promotion Foundation, Cyprus; the Secretariat for Higher Education, Science, Technology and Innovation, Ecuador; the Ministry of Education and Research, Estonian Research Council via IUT23-4 and IUT23-6 and European Regional Development Fund, Estonia; the Academy of Finland, Finnish Ministry of Education and Culture, and Helsinki Institute of Physics; the Institut National de Physique Nucléaire et de Physique des Particules / CNRS, and Commissariat à l'Énergie Atomique et aux Énergies Alternatives / CEA, France; the Bundesministerium für Bildung und Forschung, Deutsche Forschungsgemeinschaft, and Helmholtz-Gemeinschaft Deutscher Forschungszentren, Germany; the General Secretariat for Research and Technology, Greece; the National Scientific Research Foundation, and National Innovation Office, Hungary; the Department of Atomic Energy and the Department of Science and Technology, India; the Institute for Studies in Theoretical Physics and Mathematics, Iran; the Science Foundation, Ireland; the Istituto Nazionale di Fisica Nucleare, Italy; the Ministry of Science, ICT and Future Planning, and National Research Foundation (NRF), Republic of Korea; the Lithuanian Academy of Sciences; the Ministry of Education, and University of Malaya (Malaysia); the Mexican Funding Agencies (BUAP, CINVESTAV, CONACYT, LNS, SEP, and UASLP-FAI); the Ministry of Business, Innovation and Employment, New Zealand; the Pakistan Atomic Energy Commission; the Ministry of Science and Higher Education and the National Science Centre, Poland; the Fundação para a Ciência e a Tecnologia, Portugal; JINR, Dubna; the Ministry of Education and Science of the Russian Federation, the Federal Agency of Atomic Energy of the Russian Federation, Russian Academy of Sciences, the Russian Foundation for Basic Research and the Russian Competitiveness Program of NRNU "MEPhI"; the Ministry of Education, Science and Technological Development of Serbia; the Secretaría de Estado de Investigación, Desarrollo e Innovación, Programa Consolider-Ingenio 2010, Plan de



Ciencia, Tecnología e Innovación 2013-2017 del Principado de Asturias and Fondo Europeo de Desarrollo Regional, Spain; the Swiss Funding Agencies (ETH Board, ETH Zurich, PSI, SNF, UniZH, Canton Zurich, and SER); the Ministry of Science and Technology, Taipei; the Thailand Center of Excellence in Physics, the Institute for the Promotion of Teaching Science and Technology of Thailand, Special Task Force for Activating Research and the National Science and Technology Development Agency of Thailand; the Scientific and Technical Research Council of Turkey, and Turkish Atomic Energy Authority; the National Academy of Sciences of Ukraine, and State Fund for Fundamental Researches, Ukraine; the Science and Technology Facilities Council, UK; the US Department of Energy, and the US National Science Foundation.

Individuals have received support from the Marie-Curie program and the European Research Council and Horizon 2020 Grant, contract No. 675440 (European Union); the Leventis Foundation; the A. P. Sloan Foundation; the Alexander von Humboldt Foundation; the Belgian Federal Science Policy Office; the Fonds pour la Formation à la Recherche dans l'Industrie et dans l'Agriculture (FRIA-Belgium); the Agentschap voor Innovatie door Wetenschap en Technologie (IWT-Belgium); the Ministry of Education, Youth and Sports (MEYS) of the Czech Republic; the Council of Scientific and Industrial Research, India; the HOMING PLUS program of the Foundation for Polish Science, cofinanced from European Union, Regional Development Fund, the Mobility Plus program of the Ministry of Science and Higher Education, the National Science Center (Poland), contracts Harmonia 2014/14/M/ST2/00428, Opus 2014/13/B/ST2/02543, 2014/15/B/ST2/03998, and 2015/19/B/ST2/02861, Sonata-bis 2012/07/E/ST2/01406; the National Priorities Research Program by Qatar National Research Fund; the Programa Severo Ochoa del Principado de Asturias; the Thalís and Aristeia programs cofinanced by EU-ESF and the Greek NSRF; the Rachadapisek Sompot Fund for Postdoctoral Fellowship, Chulalongkorn University and the Chulalongkorn Academic into Its 2nd Century Project Advancement Project (Thailand); the Welch Foundation, contract C-1845; and the Weston Havens Foundation (USA).

## References

- [1] C. Oleari and D. Zeppenfeld, "QCD corrections to electroweak  $\ell\nu_{\ell}jj$  and  $\ell^+\ell^-jj$  production", *Phys. Rev. D* **69** (2004) 093004, doi:10.1103/PhysRevD.69.093004, arXiv:hep-ph/0310156.
- [2] H. Chehime and D. Zeppenfeld, "Single W and Z boson production as a probe for rapidity gaps at the SSC", *Phys. Rev. D* **47** (1993) 3898, doi:10.1103/PhysRevD.47.3898.
- [3] CMS Collaboration, "Measurement of the hadronic activity in events with a Z and two jets and extraction of the cross section for the electroweak production of a Z with two jets in pp collisions at  $\sqrt{s} = 7$  TeV", *JHEP* **10** (2013) 062, doi:10.1007/JHEP10(2013)062, arXiv:1305.7389.
- [4] CMS Collaboration, "Measurement of electroweak production of two jets in association with a Z boson in proton-proton collisions at  $\sqrt{s} = 8$  TeV", *Eur. Phys. J. C* **75** (2015) 66, doi:10.1140/epjc/s10052-014-3232-5, arXiv:1410.3153.
- [5] ATLAS Collaboration, "Observation of a new particle in the search for the Standard Model Higgs boson with the ATLAS detector at the LHC", *Phys. Lett. B* **716** (2012) 1, doi:10.1016/j.physletb.2012.08.020, arXiv:1207.7214.

- 
- [6] CMS Collaboration, "Observation of a new boson at a mass of 125 GeV with the CMS experiment at the LHC", *Phys. Lett. B* **716** (2012) 30, doi:10.1016/j.physletb.2012.08.021, arXiv:1207.7235.
- [7] CMS Collaboration, "Observation of a new boson with mass near 125 GeV in pp collisions at  $\sqrt{s} = 7$  and 8 TeV", *JHEP* **06** (2013) 081, doi:10.1007/JHEP06(2013)081, arXiv:1303.4571.
- [8] G.-C. Cho et al., "Weak boson fusion production of supersymmetric particles at the CERN LHC", *Phys. Rev. D* **73** (2006) 054002, doi:10.1103/PhysRevD.73.054002, arXiv:hep-ph/0601063.
- [9] B. Dutta et al., "Vector boson fusion processes as a probe of supersymmetric electroweak sectors at the LHC", *Phys. Rev. D* **87** (2013) 035029, doi:10.1103/PhysRevD.87.035029, arXiv:1210.0964.
- [10] CMS Collaboration, "Search for supersymmetry in the vector-boson fusion topology in proton-proton collisions at  $\sqrt{s} = 8$  TeV", *JHEP* **11** (2015) 189, doi:10.1007/JHEP11(2015)189, arXiv:1508.07628.
- [11] CMS Collaboration, "Search for dark matter and supersymmetry with a compressed mass spectrum in the vector boson fusion topology in proton-proton collisions at  $\sqrt{s} = 8$  TeV", *Phys. Rev. Lett.* **118** (2017) 021802, doi:10.1103/PhysRevLett.118.021802, arXiv:1605.09305.
- [12] J. D. Bjorken, "Rapidity gaps and jets as a new physics signature in very high-energy hadron hadron collisions", *Phys. Rev. D* **47** (1993) 101, doi:10.1103/PhysRevD.47.101.
- [13] F. Schissler and D. Zeppenfeld, "Parton shower effects on W and Z production via vector boson fusion at NLO QCD", *JHEP* **04** (2013) 057, doi:10.1007/JHEP04(2013)057, arXiv:1302.2884.
- [14] K. Hagiwara, S. Ishihara, R. Szalapski, and D. Zeppenfeld, "Low-energy effects of new interactions in the electroweak boson sector", *Phys. Rev. D* **48** (1993) 2182, doi:10.1103/PhysRevD.48.2182.
- [15] C. Degrande et al., "Effective field theory: a modern approach to anomalous couplings", *Annals Phys.* **335** (2013) 21, doi:10.1016/j.aop.2013.04.016, arXiv:1205.4231.
- [16] ATLAS Collaboration, "Measurement of the electroweak production of dijets in association with a Z-boson and distributions sensitive to vector boson fusion in proton-proton collisions at  $\sqrt{s} = 8$  TeV using the ATLAS detector", *JHEP* **04** (2014) 031, doi:10.1007/JHEP04(2014)031, arXiv:1401.7610.
- [17] ATLAS Collaboration, "Measurement of the cross-section for electroweak production of dijets in association with a Z boson in pp collisions at  $\sqrt{s} = 13$  TeV with the ATLAS detector", *Phys. Lett. B* **775** (2017) 206, doi:10.1016/j.physletb.2017.10.040, arXiv:1709.10264.
- [18] CMS Collaboration, "Description and performance of track and primary-vertex reconstruction with the CMS tracker", *JINST* **9** (2014) P10009, doi:10.1088/1748-0221/9/10/P10009, arXiv:1405.6569.

- [19] CMS Collaboration, “Performance of electron reconstruction and selection with the CMS detector in proton-proton collisions at  $\sqrt{s} = 8$  TeV”, *JINST* **10** (2015) P06005, doi:10.1088/1748-0221/10/06/P06005, arXiv:1502.02701.
- [20] CMS Collaboration, “Performance of CMS muon reconstruction in pp collision events at  $\sqrt{s} = 7$  TeV”, *JINST* **7** (2012) P10002, doi:10.1088/1748-0221/7/10/P10002, arXiv:1206.4071.
- [21] CMS Collaboration, “Particle-flow reconstruction and global event description with the CMS detector”, *JINST* **12** (2017) P10003, doi:10.1088/1748-0221/12/10/P10003, arXiv:1706.04965.
- [22] CMS Collaboration, “The CMS experiment at the CERN LHC”, *JINST* **3** (2008) S08004, doi:10.1088/1748-0221/3/08/S08004.
- [23] J. Alwall et al., “MadGraph 5: going beyond”, *JHEP* **06** (2011) 128, doi:10.1007/JHEP06(2011)128, arXiv:1106.0522.
- [24] J. Alwall et al., “The automated computation of tree-level and next-to-leading order differential cross sections, and their matching to parton shower simulations”, *JHEP* **07** (2014) 079, doi:10.1007/JHEP07(2014)079, arXiv:1405.0301.
- [25] T. Sjöstrand, S. Mrenna, and P. Skands, “A brief introduction to PYTHIA 8.1”, *Comput. Phys. Commun.* **178** (2008) 852, doi:10.1016/j.cpc.2008.01.036, arXiv:0710.3820.
- [26] T. Sjöstrand et al., “An introduction to PYTHIA 8.2”, *Comput. Phys. Commun.* **191** (2015) 159, doi:10.1016/j.cpc.2015.01.024, arXiv:1410.3012.
- [27] NNPDF Collaboration, “Parton distributions for the LHC Run II”, *JHEP* **04** (2015) 040, doi:10.1007/JHEP04(2015)040, arXiv:1410.8849.
- [28] CMS Collaboration, “Event generator tunes obtained from underlying event and multiparton scattering measurements”, *Eur. Phys. J. C* **76** (2016) 155, doi:10.1140/epjc/s10052-016-3988-x, arXiv:1512.00815.
- [29] K. Arnold et al., “VBFNLO: a parton level Monte Carlo for processes with electroweak bosons”, *Comput. Phys. Commun.* **180** (2009) 1661, doi:10.1016/j.cpc.2009.03.006, arXiv:0811.4559.
- [30] J. Baglio et al., “VBFNLO: a parton level Monte Carlo for processes with electroweak bosons — manual for version 2.7.0”, (2011). arXiv:1107.4038.
- [31] K. Arnold et al., “Release note — VBFNLO-2.6.0”, (2012). arXiv:1207.4975.
- [32] M. Bähr et al., “Herwig++ physics and manual”, *Eur. Phys. J. C* **58** (2008) 639, doi:10.1140/epjc/s10052-008-0798-9, arXiv:0803.0883.
- [33] M. H. Seymour and A. Siodmok, “Constraining MPI models using  $\sigma_{\text{eff}}$  and recent Tevatron and LHC underlying event data”, *JHEP* **10** (2013) 113, doi:10.1007/JHEP10(2013)113, arXiv:1307.5015.
- [34] R. Frederix and S. Frixione, “Merging meets matching in MC@NLO”, *JHEP* **12** (2012) 061, doi:10.1007/JHEP12(2012)061, arXiv:1209.6215.

- [35] M. L. Mangano, M. Moretti, F. Piccinini, and M. Treccani, “Matching matrix elements and shower evolution for top-quark production in hadronic collisions”, *JHEP* **01** (2007) 013, doi:10.1088/1126-6708/2007/01/013, arXiv:hep-ph/0611129.
- [36] J. Alwall et al., “Comparative study of various algorithms for the merging of parton showers and matrix elements in hadronic collisions”, *Eur. Phys. J. C* **53** (2008) 473, doi:10.1140/epjc/s10052-007-0490-5, arXiv:0706.2569.
- [37] K. Melnikov and F. Petriello, “Electroweak gauge boson production at hadron colliders through  $\mathcal{O}(\alpha_s^2)$ ”, *Phys. Rev. D* **74** (2006) 114017, doi:10.1103/PhysRevD.74.114017, arXiv:hep-ph/0609070.
- [38] P. Nason, “A new method for combining NLO QCD with shower Monte Carlo algorithms”, *JHEP* **11** (2004) 040, doi:10.1088/1126-6708/2004/11/040, arXiv:hep-ph/0409146.
- [39] S. Frixione, P. Nason, and C. Oleari, “Matching NLO QCD computations with parton shower simulations: the POWHEG method”, *JHEP* **11** (2007) 070, doi:10.1088/1126-6708/2007/11/070, arXiv:0709.2092.
- [40] S. Alioli, P. Nason, C. Oleari, and E. Re, “A general framework for implementing NLO calculations in shower Monte Carlo programs: the POWHEG BOX”, *JHEP* **06** (2010) 043, doi:10.1007/JHEP06(2010)043, arXiv:1002.2581.
- [41] N. Kidonakis, “Differential and total cross sections for top pair and single top production”, in *Proceedings of the XX International Workshop on Deep-Inelastic Scattering and Related Subjects*. Bonn, Germany, 2012. arXiv:1205.3453. doi:10.3204/DESY-PROC-2012-02/251.
- [42] M. Czakon, P. Fiedler, and A. Mitov, “Total top-quark pair-production cross section at hadron colliders through  $\mathcal{O}(\alpha_s^4)$ ”, *Phys. Rev. Lett.* **110** (2013) 252004, doi:10.1103/PhysRevLett.110.252004, arXiv:1303.6254.
- [43] S. Alioli, P. Nason, C. Oleari, and E. Re, “NLO single-top production matched with shower in POWHEG:  $s$ - and  $t$ -channel contributions”, *JHEP* **09** (2009) 111, doi:10.1088/1126-6708/2009/09/111, arXiv:0907.4076. [Erratum: doi:10.1007/JHEP02(2010)011].
- [44] E. Re, “Single-top  $Wt$ -channel production matched with parton showers using the POWHEG method”, *Eur. Phys. J. C* **71** (2011) 1547, doi:10.1140/epjc/s10052-011-1547-z, arXiv:1009.2450.
- [45] N. Kidonakis, “Top quark production”, in *Proceedings, Helmholtz International Summer School on Physics of Heavy Quarks and Hadrons (HQ 2013): JINR, Dubna, Russia, July 15-28, 2013*, p. 139. 2014. arXiv:1311.0283. doi:10.3204/DESY-PROC-2013-03/Kidonakis.
- [46] J. M. Campbell and R. K. Ellis, “MCFM for the Tevatron and the LHC”, *Nucl. Phys. B Proc. Suppl.* **205-206** (2010) 10, doi:10.1016/j.nuclphysbps.2010.08.011, arXiv:1007.3492.
- [47] GEANT4 Collaboration, “GEANT4—a simulation toolkit”, *Nucl. Instrum. Meth. A* **506** (2003) 250, doi:10.1016/S0168-9002(03)01368-8.

- [48] J. Allison et al., “GEANT4 developments and applications”, *IEEE Trans. Nucl. Sci.* **53** (2006) 270, doi:10.1109/TNS.2006.869826.
- [49] NNPDF Collaboration, “Parton distributions with LHC data”, *Nucl. Phys. B* **867** (2013) 244, doi:10.1016/j.nuclphysb.2012.10.003, arXiv:1207.1303.
- [50] CMS Collaboration, “The CMS trigger system”, *JINST* **12** (2017) P01020, doi:10.1088/1748-0221/12/01/P01020, arXiv:1609.02366.
- [51] M. Cacciari, G. P. Salam, and G. Soyez, “The anti- $k_t$  jet clustering algorithm”, *JHEP* **04** (2008) 063, doi:10.1088/1126-6708/2008/04/063, arXiv:0802.1189.
- [52] M. Cacciari, G. P. Salam, and G. Soyez, “FastJet user manual”, *Eur. Phys. J. C* **72** (2012) 1896, doi:10.1140/epjc/s10052-012-1896-2, arXiv:1111.6097.
- [53] Particle Data Group, C. Patrignani et al., “Review of particle physics”, *Chin. Phys. C* **40** (2016) 100001, doi:10.1088/1674-1137/40/10/100001.
- [54] M. Cacciari and G. P. Salam, “Dispelling the  $N^3$  myth for the  $k_t$  jet-finder”, *Phys. Lett. B* **641** (2006) 57, doi:10.1016/j.physletb.2006.08.037, arXiv:hep-ph/0512210.
- [55] CMS Collaboration, “Determination of jet energy calibration and transverse momentum resolution in CMS”, *JINST* **6** (2011) P11002, doi:10.1088/1748-0221/6/11/P11002, arXiv:1107.4277.
- [56] CMS Collaboration, “Jet algorithms performance in 13 TeV data”, CMS Physics Analysis Summary CMS-PAS-JME-16-003, 2017.
- [57] CMS Collaboration, “Pileup jet identification”, CMS Physics Analysis Summary, 2013.
- [58] CMS Collaboration, “Performance of quark/gluon discrimination using pp collision data at  $\sqrt{s} = 8$  TeV”, CMS Physics Analysis Summary CMS-PAS-JME-13-002, 2013.
- [59] H. Voss, A. Höcker, J. Stelzer, and F. Tegenfeldt, “TMVA, the toolkit for multivariate data analysis with ROOT”, in *XIth International Workshop on Advanced Computing and Analysis Techniques in Physics Research (ACAT)*, p. 40. 2007. arXiv:physics/0703039.
- [60] G. Cowan, K. Cranmer, E. Gross, and O. Vitells, “Asymptotic formulae for likelihood-based tests of new physics”, *Eur. Phys. J. C* **71** (2011) 1554, doi:10.1140/epjc/s10052-011-1554-0, arXiv:1007.1727. [Erratum: doi:10.1140/epjc/s10052-013-2501-z].
- [61] CMS Collaboration, “CMS luminosity measurements for the 2016 data taking period”, CMS Physics Analysis Summary CMS-PAS-LUM-17-001, 2017.
- [62] CMS Collaboration, “Measurements of inclusive W and Z cross sections in pp collisions at  $\sqrt{s} = 7$  TeV”, *JHEP* **01** (2011) 080, doi:10.1007/JHEP01(2011)080, arXiv:1012.2466.
- [63] C. Degrande et al., “Studies of vector boson scattering and triboson production with DELPHES parametrized fast simulation for Snowmass 2013”, (2013). arXiv:1309.7452.
- [64] Particle Data Group, “Review of particle physics”, *J. Phys. G* **37** (2010) 075021, doi:10.1088/0954-3899/37/7A/075021.

- [65] The LEP Electroweak Working Group, “Electroweak measurements in electron-positron collisions at  $W$ -boson-pair energies at LEP”, *Phys. Rept.* **532** (2013) 119, doi:10.1016/j.physrep.2013.07.004, arXiv:1302.3415.
- [66] ATLAS Collaboration, “Measurement of  $WW/WZ \rightarrow \ell\nu qq'$  production with the hadronically decaying boson reconstructed as one or two jets in pp collisions at  $\sqrt{s} = 8$  TeV with ATLAS, and constraints on anomalous gauge couplings”, *Eur. Phys. J. C* **77** (2017) 563, doi:10.1140/epjc/s10052-017-5084-2, arXiv:1706.01702.
- [67] ATLAS Collaboration, “Measurements of  $W^{\pm}Z$  production cross sections in pp collisions at  $\sqrt{s} = 8$  TeV with the ATLAS detector and limits on anomalous gauge boson self-couplings”, *Phys. Rev. D* **93** (2016) 092004, doi:10.1103/PhysRevD.93.092004, arXiv:1603.02151.
- [68] CMS Collaboration, “Search for anomalous couplings in boosted  $WW/WZ \rightarrow \ell\nu q\bar{q}$  production in proton-proton collisions at  $\sqrt{s} = 8$  TeV”, *Phys. Lett. B* **772** (2017) 21, doi:10.1016/j.physletb.2017.06.009, arXiv:1703.06095.
- [69] CMS Collaboration, “Measurement of the  $WZ$  production cross section in pp collisions at  $\sqrt{s} = 7$  and 8 TeV and search for anomalous triple gauge couplings at  $\sqrt{s} = 8$  TeV”, *Eur. Phys. J. C* **77** (2017) 236, doi:10.1140/epjc/s10052-017-4730-z, arXiv:1609.05721.
- [70] K. Hagiwara, R. D. Peccei, and D. Zeppenfeld, “Probing the weak boson sector in  $e^+e^- \rightarrow W^+W^-$ ”, *Nucl. Phys. B* **282** (1987) 253, doi:10.1016/0550-3213(87)90685-7.
- [71] CMS Collaboration, “Tracking and primary vertex results in first 7 TeV collisions”, CMS Physics Analysis Summary CMS-PAS-TRK-10-005, 2010.
- [72] CMS Collaboration, “Commissioning of trackjets in pp collisions at  $\sqrt{s} = 7$  TeV”, CMS Physics Analysis Summary CMS-PAS-JME-10-006, 2010.
- [73] CMS Collaboration, “Performance of jet reconstruction with charged tracks only”, CMS Physics Analysis Summary CMS-PAS-JME-08-001, 2009.

## A The CMS Collaboration

### Yerevan Physics Institute, Yerevan, Armenia

A.M. Sirunyan, A. Tumasyan

### Institut für Hochenergiephysik, Wien, Austria

W. Adam, F. Ambrogio, E. Asilar, T. Bergauer, J. Brandstetter, E. Brondolin, M. Dragicevic, J. Erö, A. Escalante Del Valle, M. Flechl, M. Friedl, R. Frühwirth<sup>1</sup>, V.M. Ghete, J. Grossmann, J. Hrubec, M. Jeitler<sup>1</sup>, A. König, N. Krammer, I. Krätschmer, D. Liko, T. Madlener, I. Mikulec, E. Pree, N. Rad, H. Rohringer, J. Schieck<sup>1</sup>, R. Schöfbeck, M. Spanring, D. Spitzbart, A. Taurok, W. Waltenberger, J. Wittmann, C.-E. Wulz<sup>1</sup>, M. Zarucki

### Institute for Nuclear Problems, Minsk, Belarus

V. Chekhovsky, V. Mossolov, J. Suarez Gonzalez

### Universiteit Antwerpen, Antwerpen, Belgium

E.A. De Wolf, D. Di Croce, X. Janssen, J. Lauwers, M. Pieters, M. Van De Klundert, H. Van Haevermaet, P. Van Mechelen, N. Van Remortel

### Vrije Universiteit Brussel, Brussel, Belgium

S. Abu Zeid, F. Blekman, J. D'Hondt, I. De Bruyn, J. De Clercq, K. Deroover, G. Flouris, D. Lontkovskyi, S. Lowette, I. Marchesini, S. Moortgat, L. Moreels, Q. Python, K. Skovpen, S. Tavernier, W. Van Doninck, P. Van Mulders, I. Van Parijs

### Université Libre de Bruxelles, Bruxelles, Belgium

D. Beghin, B. Bilin, H. Brun, B. Clerboux, G. De Lentdecker, H. Delannoy, B. Dorney, G. Fasanella, L. Favart, R. Goldouzian, A. Grebenyuk, A.K. Kalsi, T. Lenzi, J. Luetic, T. Maerschalk, T. Seva, E. Starling, C. Vander Velde, P. Vanlaer, D. Vannerom, R. Yonamine, F. Zenoni

### Ghent University, Ghent, Belgium

T. Cornelis, D. Dobur, A. Fagot, M. Gul, I. Khvastunov<sup>2</sup>, D. Poyraz, C. Roskas, D. Trocino, M. Tytgat, W. Verbeke, M. Vit, N. Zaganidis

### Université Catholique de Louvain, Louvain-la-Neuve, Belgium

H. Bakhshiansohi, O. Bondu, S. Brochet, G. Bruno, C. Caputo, A. Caudron, P. David, S. De Visscher, C. Delaere, M. Delcourt, B. Francois, A. Giammanco, G. Krintiras, V. Lemaitre, A. Magitteri, A. Mertens, M. Musich, K. Piotrkowski, L. Quertenmont, A. Saggio, M. Vidal Marono, S. Wertz, J. Zobec

### Centro Brasileiro de Pesquisas Fisicas, Rio de Janeiro, Brazil

W.L. Aldá Júnior, F.L. Alves, G.A. Alves, L. Brito, G. Correia Silva, C. Hensel, A. Moraes, M.E. Pol, P. Rebello Teles

### Universidade do Estado do Rio de Janeiro, Rio de Janeiro, Brazil

E. Belchior Batista Das Chagas, W. Carvalho, J. Chinellato<sup>3</sup>, E. Coelho, E.M. Da Costa, G.G. Da Silveira<sup>4</sup>, D. De Jesus Damiao, S. Fonseca De Souza, L.M. Huertas Guativa, H. Malbouisson, M. Melo De Almeida, C. Mora Herrera, L. Mundim, H. Nogima, L.J. Sanchez Rosas, A. Santoro, A. Sznajder, M. Thiel, E.J. Tonelli Manganote<sup>3</sup>, F. Torres Da Silva De Araujo, A. Vilela Pereira

### Universidade Estadual Paulista <sup>a</sup>, Universidade Federal do ABC <sup>b</sup>, São Paulo, Brazil

S. Ahuja<sup>a</sup>, C.A. Bernardes<sup>a</sup>, T.R. Fernandez Perez Tomei<sup>a</sup>, E.M. Gregores<sup>b</sup>, P.G. Mercadante<sup>b</sup>, S.F. Novaes<sup>a</sup>, Sandra S. Padula<sup>a</sup>, D. Romero Abad<sup>b</sup>, J.C. Ruiz Vargas<sup>a</sup>

**Institute for Nuclear Research and Nuclear Energy, Bulgarian Academy of Sciences, Sofia, Bulgaria**

A. Aleksandrov, R. Hadjiiska, P. Iaydjiev, A. Marinov, M. Misheva, M. Rodozov, M. Shopova, G. Sultanov

**University of Sofia, Sofia, Bulgaria**

A. Dimitrov, L. Litov, B. Pavlov, P. Petkov

**Beihang University, Beijing, China**

W. Fang<sup>5</sup>, X. Gao<sup>5</sup>, L. Yuan

**Institute of High Energy Physics, Beijing, China**

M. Ahmad, J.G. Bian, G.M. Chen, H.S. Chen, M. Chen, Y. Chen, C.H. Jiang, D. Leggat, H. Liao, Z. Liu, F. Romeo, S.M. Shaheen, A. Spiezia, J. Tao, C. Wang, Z. Wang, E. Yazgan, H. Zhang, J. Zhao

**State Key Laboratory of Nuclear Physics and Technology, Peking University, Beijing, China**

Y. Ban, G. Chen, J. Li, Q. Li, S. Liu, Y. Mao, S.J. Qian, D. Wang, Z. Xu

**Tsinghua University, Beijing, China**

Y. Wang

**Universidad de Los Andes, Bogota, Colombia**

C. Avila, A. Cabrera, C.A. Carrillo Montoya, L.F. Chaparro Sierra, C. Florez, C.F. González Hernández, J.D. Ruiz Alvarez, M.A. Segura Delgado

**University of Split, Faculty of Electrical Engineering, Mechanical Engineering and Naval Architecture, Split, Croatia**

B. Courbon, N. Godinovic, D. Lelas, I. Puljak, P.M. Ribeiro Cipriano, T. Sculac

**University of Split, Faculty of Science, Split, Croatia**

Z. Antunovic, M. Kovac

**Institute Rudjer Boskovic, Zagreb, Croatia**

V. Brigljevic, D. Ferencek, K. Kadija, B. Mesic, A. Starodumov<sup>6</sup>, T. Susa

**University of Cyprus, Nicosia, Cyprus**

M.W. Ather, A. Attikis, G. Mavromanolakis, J. Mousa, C. Nicolaou, F. Ptochos, P.A. Razis, H. Rykaczewski

**Charles University, Prague, Czech Republic**

M. Finger<sup>7</sup>, M. Finger Jr.<sup>7</sup>

**Universidad San Francisco de Quito, Quito, Ecuador**

E. Carrera Jarrin

**Academy of Scientific Research and Technology of the Arab Republic of Egypt, Egyptian Network of High Energy Physics, Cairo, Egypt**

E. El-khateeb<sup>8</sup>, A. Ellithi Kamel<sup>9</sup>, M.A. Mahmoud<sup>10,11</sup>

**National Institute of Chemical Physics and Biophysics, Tallinn, Estonia**

S. Bhowmik, R.K. Dewanjee, M. Kadastik, L. Perrini, M. Raidal, C. Veelken

**Department of Physics, University of Helsinki, Helsinki, Finland**

P. Eerola, H. Kirschenmann, J. Pekkanen, M. Voutilainen



**Helsinki Institute of Physics, Helsinki, Finland**

J. Havukainen, J.K. Heikkilä, T. Järvinen, V. Karimäki, R. Kinnunen, T. Lampén, K. Lassila-Perini, S. Laurila, S. Lehti, T. Lindén, P. Luukka, T. Mäenpää, H. Siikonen, E. Tuominen, J. Tuominiemi

**Lappeenranta University of Technology, Lappeenranta, Finland**

T. Tuuva

**IRFU, CEA, Université Paris-Saclay, Gif-sur-Yvette, France**

M. Besancon, F. Couderc, M. Dejardin, D. Denegri, J.L. Faure, F. Ferri, S. Ganjour, S. Ghosh, A. Givernaud, P. Gras, G. Hamel de Monchenault, P. Jarry, C. Leloup, E. Locci, M. Machet, J. Malcles, G. Negro, J. Rander, A. Rosowsky, M.Ö. Sahin, M. Titov

**Laboratoire Leprince-Ringuet, Ecole polytechnique, CNRS/IN2P3, Université Paris-Saclay, Palaiseau, France**

A. Abdulsalam<sup>12</sup>, C. Amendola, I. Antropov, S. Baffioni, F. Beaudette, P. Busson, L. Cadamuro, C. Charlot, R. Granier de Cassagnac, M. Jo, I. Kucher, S. Lisniak, A. Lobanov, J. Martin Blanco, M. Nguyen, C. Ochando, G. Ortona, P. Paganini, P. Pigard, R. Salerno, J.B. Sauvan, Y. Sirois, A.G. Stahl Leiton, Y. Yilmaz, A. Zabi, A. Zghiche

**Université de Strasbourg, CNRS, IPHC UMR 7178, F-67000 Strasbourg, France**

J.-L. Agram<sup>13</sup>, J. Andrea, D. Bloch, J.-M. Brom, M. Buttignol, E.C. Chabert, C. Collard, E. Conte<sup>13</sup>, X. Coubez, F. Drouhin<sup>13</sup>, J.-C. Fontaine<sup>13</sup>, D. Gelé, U. Goerlach, M. Jansová, P. Juillot, A.-C. Le Bihan, N. Tonon, P. Van Hove

**Centre de Calcul de l'Institut National de Physique Nucleaire et de Physique des Particules, CNRS/IN2P3, Villeurbanne, France**

S. Gadrat

**Université de Lyon, Université Claude Bernard Lyon 1, CNRS-IN2P3, Institut de Physique Nucléaire de Lyon, Villeurbanne, France**

S. Beauceron, C. Bernet, G. Boudoul, N. Chanon, R. Chierici, D. Contardo, P. Depasse, H. El Mamouni, J. Fay, L. Finco, S. Gascon, M. Gouzevitch, G. Grenier, B. Ille, F. Lagarde, I.B. Laktineh, H. Lattaud, M. Lethuillier, L. Mirabito, A.L. Pequegnot, S. Perries, A. Popov<sup>14</sup>, V. Sordini, M. Vander Donckt, S. Viret, S. Zhang

**Georgian Technical University, Tbilisi, Georgia**

A. Khvedelidze<sup>7</sup>

**Tbilisi State University, Tbilisi, Georgia**

I. Bagaturia<sup>15</sup>

**RWTH Aachen University, I. Physikalisches Institut, Aachen, Germany**

C. Autermann, L. Feld, M.K. Kiesel, K. Klein, M. Lipinski, M. Preuten, C. Schomakers, J. Schulz, M. Teroerde, B. Wittmer, V. Zhukov<sup>14</sup>

**RWTH Aachen University, III. Physikalisches Institut A, Aachen, Germany**

A. Albert, D. Duchardt, M. Endres, M. Erdmann, S. Erdweg, T. Esch, R. Fischer, A. Güth, T. Hebbeker, C. Heidemann, K. Hoepfner, S. Knutzen, M. Merschmeyer, A. Meyer, P. Millet, S. Mukherjee, T. Pook, M. Radziej, H. Reithler, M. Rieger, F. Scheuch, D. Teyssier, S. Thüer

**RWTH Aachen University, III. Physikalisches Institut B, Aachen, Germany**

G. Flügge, B. Kargoll, T. Kress, A. Künsken, T. Müller, A. Nehr Korn, A. Nowack, C. Pistone, O. Pooth, A. Stahl<sup>16</sup>

**Deutsches Elektronen-Synchrotron, Hamburg, Germany**

M. Aldaya Martin, T. Arndt, C. Asawatangtrakuldee, K. Beernaert, O. Behnke, U. Behrens, A. Bermúdez Martínez, A.A. Bin Anuar, K. Borras<sup>17</sup>, V. Botta, A. Campbell, P. Connor, C. Contreras-Campana, F. Costanza, A. De Wit, C. Diez Pardos, G. Eckerlin, D. Eckstein, T. Eichhorn, E. Eren, E. Gallo<sup>18</sup>, J. Garay Garcia, A. Geiser, J.M. Grados Luyando, A. Grohsjean, P. Gunnellini, M. Guthoff, A. Harb, J. Hauk, M. Hempel<sup>19</sup>, H. Jung, M. Kasemann, J. Keaveney, C. Kleinwort, I. Korol, D. Krücker, W. Lange, A. Lelek, T. Lenz, K. Lipka, W. Lohmann<sup>19</sup>, R. Mankel, I.-A. Melzer-Pellmann, A.B. Meyer, M. Meyer, M. Missiroli, G. Mittag, J. Mnich, A. Mussgiller, D. Pitzl, A. Raspereza, M. Savitskyi, P. Saxena, R. Shevchenko, N. Stefaniuk, H. Tholen, G.P. Van Onsem, R. Walsh, Y. Wen, K. Wichmann, C. Wissing, O. Zenaiev

**University of Hamburg, Hamburg, Germany**

R. Aggleton, S. Bein, V. Blobel, M. Centis Vignali, T. Dreyer, E. Garutti, D. Gonzalez, J. Haller, A. Hinzmann, M. Hoffmann, A. Karavdina, G. Kasieczka, R. Klanner, R. Kogler, N. Kovalchuk, S. Kurz, D. Marconi, J. Multhaupt, M. Niedziela, D. Nowatschin, T. Peiffer, A. Perieanu, A. Reimers, C. Scharf, P. Schleper, A. Schmidt, S. Schumann, J. Schwandt, J. Sonneveld, H. Stadie, G. Steinbrück, F.M. Stober, M. Stöver, D. Troendle, E. Usai, A. Vanhoefer, B. Vormwald

**Institut für Experimentelle Kernphysik, Karlsruhe, Germany**

M. Akbiyik, C. Barth, M. Baselga, S. Baur, E. Butz, R. Caspart, T. Chwalek, F. Colombo, W. De Boer, A. Dierlamm, N. Faltermann, B. Freund, R. Friese, M. Giffels, M.A. Harrendorf, F. Hartmann<sup>16</sup>, S.M. Heindl, U. Husemann, F. Kassel<sup>16</sup>, S. Kudella, H. Mildner, M.U. Mozer, Th. Müller, M. Plagge, G. Quast, K. Rabbertz, M. Schröder, I. Shvetsov, G. Sieber, H.J. Simonis, R. Ulrich, S. Wayand, M. Weber, T. Weiler, S. Williamson, C. Wöhrmann, R. Wolf

**Institute of Nuclear and Particle Physics (INPP), NCSR Demokritos, Aghia Paraskevi, Greece**

G. Anagnostou, G. Daskalakis, T. Gerasis, A. Kyriakis, D. Loukas, I. Topsis-Giotis

**National and Kapodistrian University of Athens, Athens, Greece**

G. Karathanasis, S. Kesisoglou, A. Panagiotou, N. Saoulidou, E. Tziaferi

**National Technical University of Athens, Athens, Greece**

K. Kousouris, I. Papakrivopoulos

**University of Ioánnina, Ioánnina, Greece**

I. Evangelou, C. Foudas, P. Gianneios, P. Katsoulis, P. Kokkas, S. Mallios, N. Manthos, I. Papadopoulos, E. Paradas, J. Strologas, F.A. Triantis, D. Tsitsonis

**MTA-ELTE Lendület CMS Particle and Nuclear Physics Group, Eötvös Loránd University, Budapest, Hungary**

M. Csanad, N. Filipovic, G. Pasztor, O. Surányi, G.I. Veres<sup>20</sup>

**Wigner Research Centre for Physics, Budapest, Hungary**

G. Bencze, C. Hajdu, D. Horvath<sup>21</sup>, Á. Hunyadi, F. Sikler, T.Á. Vámi, V. Veszpremi, G. Vesztergombi<sup>20</sup>

**Institute of Nuclear Research ATOMKI, Debrecen, Hungary**

N. Beni, S. Czellar, J. Karancsi<sup>22</sup>, A. Makovec, J. Molnar, Z. Szillasi

**Institute of Physics, University of Debrecen, Debrecen, Hungary**

M. Bartók<sup>20</sup>, P. Raics, Z.L. Trocsanyi, B. Ujvari

**Indian Institute of Science (IISc), Bangalore, India**

S. Choudhury, J.R. Komaragiri

**National Institute of Science Education and Research, Bhubaneswar, India**S. Bahinipati<sup>23</sup>, P. Mal, K. Mandal, A. Nayak<sup>24</sup>, D.K. Sahoo<sup>23</sup>, N. Sahoo, S.K. Swain**Panjab University, Chandigarh, India**

S. Bansal, S.B. Beri, V. Bhatnagar, R. Chawla, N. Dhingra, R. Gupta, A. Kaur, M. Kaur, S. Kaur, R. Kumar, P. Kumari, A. Mehta, S. Sharma, J.B. Singh, G. Walia

**University of Delhi, Delhi, India**

A. Bhardwaj, S. Chauhan, B.C. Choudhary, R.B. Garg, S. Keshri, A. Kumar, Ashok Kumar, S. Malhotra, M. Naimuddin, K. Ranjan, Aashaq Shah, R. Sharma

**Saha Institute of Nuclear Physics, HBNI, Kolkata, India**R. Bhardwaj<sup>25</sup>, R. Bhattacharya, S. Bhattacharya, U. Bhawandeep<sup>25</sup>, D. Bhowmik, S. Dey, S. Dutt<sup>25</sup>, S. Dutta, S. Ghosh, N. Majumdar, A. Modak, K. Mondal, S. Mukhopadhyay, S. Nandan, A. Purohit, P.K. Rout, A. Roy, S. Roy Chowdhury, S. Sarkar, M. Sharan, B. Singh, S. Thakur<sup>25</sup>**Indian Institute of Technology Madras, Madras, India**

P.K. Behera

**Bhabha Atomic Research Centre, Mumbai, India**R. Chudasama, D. Dutta, V. Jha, V. Kumar, A.K. Mohanty<sup>16</sup>, P.K. Netrakanti, L.M. Pant, P. Shukla, A. Topkar**Tata Institute of Fundamental Research-A, Mumbai, India**

T. Aziz, S. Dugad, B. Mahakud, S. Mitra, G.B. Mohanty, N. Sur, B. Sutar

**Tata Institute of Fundamental Research-B, Mumbai, India**S. Banerjee, S. Bhattacharya, S. Chatterjee, P. Das, M. Guchait, Sa. Jain, S. Kumar, M. Maity<sup>26</sup>, G. Majumder, K. Mazumdar, T. Sarkar<sup>26</sup>, N. Wickramage<sup>27</sup>**Indian Institute of Science Education and Research (IISER), Pune, India**

S. Chauhan, S. Dube, V. Hegde, A. Kapoor, K. Kothekar, S. Pandey, A. Rane, S. Sharma

**Institute for Research in Fundamental Sciences (IPM), Tehran, Iran**S. Chenarani<sup>28</sup>, E. Eskandari Tadavani, S.M. Etesami<sup>28</sup>, M. Khakzad, M. Mohammadi Najafabadi, M. Naseri, S. Paktinat Mehdiabadi<sup>29</sup>, F. Rezaei Hosseinabadi, B. Safarzadeh<sup>30</sup>, M. Zeinali**University College Dublin, Dublin, Ireland**

M. Felcini, M. Grunewald

**INFN Sezione di Bari <sup>a</sup>, Università di Bari <sup>b</sup>, Politecnico di Bari <sup>c</sup>, Bari, Italy**M. Abbrescia<sup>a,b</sup>, C. Calabria<sup>a,b</sup>, A. Colaleo<sup>a</sup>, D. Creanza<sup>a,c</sup>, L. Cristella<sup>a,b</sup>, N. De Filippis<sup>a,c</sup>, M. De Palma<sup>a,b</sup>, A. Di Florio<sup>a,b</sup>, F. Errico<sup>a,b</sup>, L. Fiore<sup>a</sup>, G. Iaselli<sup>a,c</sup>, S. Lezki<sup>a,b</sup>, G. Maggi<sup>a,c</sup>, M. Maggi<sup>a</sup>, B. Marangelli<sup>a,b</sup>, G. Miniello<sup>a,b</sup>, S. My<sup>a,b</sup>, S. Nuzzo<sup>a,b</sup>, A. Pompili<sup>a,b</sup>, G. Pugliese<sup>a,c</sup>, R. Radogna<sup>a</sup>, A. Ranieri<sup>a</sup>, G. Selvaggi<sup>a,b</sup>, A. Sharma<sup>a</sup>, L. Silvestris<sup>a,16</sup>, R. Venditti<sup>a</sup>, P. Verwilligen<sup>a</sup>, G. Zito<sup>a</sup>**INFN Sezione di Bologna <sup>a</sup>, Università di Bologna <sup>b</sup>, Bologna, Italy**G. Abbiendi<sup>a</sup>, C. Battilana<sup>a,b</sup>, D. Bonacorsi<sup>a,b</sup>, L. Borgonovi<sup>a,b</sup>, S. Braibant-Giacomelli<sup>a,b</sup>, R. Campanini<sup>a,b</sup>, P. Capiluppi<sup>a,b</sup>, A. Castro<sup>a,b</sup>, F.R. Cavallo<sup>a</sup>, S.S. Chhibra<sup>a,b</sup>, G. Codispoti<sup>a,b</sup>, M. Cuffiani<sup>a,b</sup>, G.M. Dallavalle<sup>a</sup>, F. Fabbri<sup>a</sup>, A. Fanfani<sup>a,b</sup>, D. Fasanella<sup>a,b</sup>, P. Giacomelli<sup>a</sup>,

C. Grandi<sup>a</sup>, L. Guiducci<sup>a,b</sup>, F. Iemmi, S. Marcellini<sup>a</sup>, G. Masetti<sup>a</sup>, A. Montanari<sup>a</sup>, F.L. Navarra<sup>a,b</sup>, A. Perrotta<sup>a</sup>, A.M. Rossi<sup>a,b</sup>, T. Rovelli<sup>a,b</sup>, G.P. Siroli<sup>a,b</sup>, N. Tosi<sup>a</sup>

**INFN Sezione di Catania<sup>a</sup>, Università di Catania<sup>b</sup>, Catania, Italy**

S. Albergo<sup>a,b</sup>, S. Costa<sup>a,b</sup>, A. Di Mattia<sup>a</sup>, F. Giordano<sup>a,b</sup>, R. Potenza<sup>a,b</sup>, A. Tricomi<sup>a,b</sup>, C. Tuve<sup>a,b</sup>

**INFN Sezione di Firenze<sup>a</sup>, Università di Firenze<sup>b</sup>, Firenze, Italy**

G. Barbagli<sup>a</sup>, K. Chatterjee<sup>a,b</sup>, V. Ciulli<sup>a,b</sup>, C. Civinini<sup>a</sup>, R. D'Alessandro<sup>a,b</sup>, E. Focardi<sup>a,b</sup>, G. Latino, P. Lenzi<sup>a,b</sup>, M. Meschini<sup>a</sup>, S. Paoletti<sup>a</sup>, L. Russo<sup>a,31</sup>, G. Sguazzoni<sup>a</sup>, D. Strom<sup>a</sup>, L. Viliani<sup>a</sup>

**INFN Laboratori Nazionali di Frascati, Frascati, Italy**

L. Benussi, S. Bianco, F. Fabbri, D. Piccolo, F. Primavera<sup>16</sup>

**INFN Sezione di Genova<sup>a</sup>, Università di Genova<sup>b</sup>, Genova, Italy**

V. Calvelli<sup>a,b</sup>, F. Ferro<sup>a</sup>, F. Ravera<sup>a,b</sup>, E. Robutti<sup>a</sup>, S. Tosi<sup>a,b</sup>

**INFN Sezione di Milano-Bicocca<sup>a</sup>, Università di Milano-Bicocca<sup>b</sup>, Milano, Italy**

A. Benaglia<sup>a</sup>, A. Beschi<sup>b</sup>, L. Brianza<sup>a,b</sup>, F. Brivio<sup>a,b</sup>, V. Ciriolo<sup>a,b,16</sup>, M.E. Dinardo<sup>a,b</sup>, S. Fiorendi<sup>a,b</sup>, S. Gennai<sup>a</sup>, A. Ghezzi<sup>a,b</sup>, P. Govoni<sup>a,b</sup>, M. Malberti<sup>a,b</sup>, S. Malvezzi<sup>a</sup>, R.A. Manzoni<sup>a,b</sup>, D. Menasce<sup>a</sup>, L. Moroni<sup>a</sup>, M. Paganoni<sup>a,b</sup>, K. Pauwels<sup>a,b</sup>, D. Pedrini<sup>a</sup>, S. Pigazzini<sup>a,b,32</sup>, S. Ragazzi<sup>a,b</sup>, T. Tabarelli de Fatis<sup>a,b</sup>

**INFN Sezione di Napoli<sup>a</sup>, Università di Napoli 'Federico II'<sup>b</sup>, Napoli, Italy, Università della Basilicata<sup>c</sup>, Potenza, Italy, Università G. Marconi<sup>d</sup>, Roma, Italy**

S. Buontempo<sup>a</sup>, N. Cavallo<sup>a,c</sup>, S. Di Guida<sup>a,d,16</sup>, F. Fabozzi<sup>a,c</sup>, F. Fienga<sup>a,b</sup>, A.O.M. Iorio<sup>a,b</sup>, W.A. Khan<sup>a</sup>, L. Lista<sup>a</sup>, S. Meola<sup>a,d,16</sup>, P. Paolucci<sup>a,16</sup>, C. Sciacca<sup>a,b</sup>, F. Thyssen<sup>a</sup>

**INFN Sezione di Padova<sup>a</sup>, Università di Padova<sup>b</sup>, Padova, Italy, Università di Trento<sup>c</sup>, Trento, Italy**

P. Azzi<sup>a</sup>, N. Bacchetta<sup>a</sup>, L. Benato<sup>a,b</sup>, D. Bisello<sup>a,b</sup>, A. Boletti<sup>a,b</sup>, R. Carlin<sup>a,b</sup>, A. Carvalho Antunes De Oliveira<sup>a,b</sup>, P. Checchia<sup>a</sup>, M. Dall'Osso<sup>a,b</sup>, P. De Castro Manzano<sup>a</sup>, U. Dosselli<sup>a</sup>, F. Gasparini<sup>a,b</sup>, U. Gasparini<sup>a,b</sup>, A. Gozzelino<sup>a</sup>, S. Lacaprara<sup>a</sup>, P. Lujan, M. Margoni<sup>a,b</sup>, A.T. Meneguzzo<sup>a,b</sup>, N. Pozzobon<sup>a,b</sup>, P. Ronchese<sup>a,b</sup>, R. Rossin<sup>a,b</sup>, F. Simonetto<sup>a,b</sup>, A. Tiko, E. Torassa<sup>a</sup>, M. Zanetti<sup>a,b</sup>, P. Zotto<sup>a,b</sup>, G. Zumerle<sup>a,b</sup>

**INFN Sezione di Pavia<sup>a</sup>, Università di Pavia<sup>b</sup>, Pavia, Italy**

A. Braghieri<sup>a</sup>, A. Magnani<sup>a</sup>, P. Montagna<sup>a,b</sup>, S.P. Ratti<sup>a,b</sup>, V. Re<sup>a</sup>, M. Ressegotti<sup>a,b</sup>, C. Riccardi<sup>a,b</sup>, P. Salvini<sup>a</sup>, I. Vai<sup>a,b</sup>, P. Vitulo<sup>a,b</sup>

**INFN Sezione di Perugia<sup>a</sup>, Università di Perugia<sup>b</sup>, Perugia, Italy**

L. Alunni Solestizi<sup>a,b</sup>, M. Biasini<sup>a,b</sup>, G.M. Bilei<sup>a</sup>, C. Cecchi<sup>a,b</sup>, D. Ciangottini<sup>a,b</sup>, L. Fanò<sup>a,b</sup>, P. Lariccia<sup>a,b</sup>, R. Leonardi<sup>a,b</sup>, E. Manoni<sup>a</sup>, G. Mantovani<sup>a,b</sup>, V. Mariani<sup>a,b</sup>, M. Menichelli<sup>a</sup>, A. Rossi<sup>a,b</sup>, A. Santocchia<sup>a,b</sup>, D. Spiga<sup>a</sup>

**INFN Sezione di Pisa<sup>a</sup>, Università di Pisa<sup>b</sup>, Scuola Normale Superiore di Pisa<sup>c</sup>, Pisa, Italy**

K. Androsov<sup>a</sup>, P. Azzurri<sup>a,16</sup>, G. Bagliesi<sup>a</sup>, L. Bianchini<sup>a</sup>, T. Boccali<sup>a</sup>, L. Borrello, R. Castaldi<sup>a</sup>, M.A. Ciocci<sup>a,b</sup>, R. Dell'Orso<sup>a</sup>, G. Fedi<sup>a</sup>, L. Giannini<sup>a,c</sup>, A. Giassi<sup>a</sup>, M.T. Grippo<sup>a,31</sup>, F. Ligabue<sup>a,c</sup>, T. Lomtadze<sup>a</sup>, E. Manca<sup>a,c</sup>, G. Mandorli<sup>a,c</sup>, A. Messineo<sup>a,b</sup>, F. Palla<sup>a</sup>, A. Rizzi<sup>a,b</sup>, P. Spagnolo<sup>a</sup>, R. Tenchini<sup>a</sup>, G. Tonelli<sup>a,b</sup>, A. Venturi<sup>a</sup>, P.G. Verdini<sup>a</sup>

**INFN Sezione di Roma<sup>a</sup>, Sapienza Università di Roma<sup>b</sup>, Rome, Italy**

L. Barone<sup>a,b</sup>, F. Cavallari<sup>a</sup>, M. Cipriani<sup>a,b</sup>, N. Daci<sup>a</sup>, D. Del Re<sup>a,b</sup>, E. Di Marco<sup>a,b</sup>, M. Diemoz<sup>a</sup>, S. Gelli<sup>a,b</sup>, E. Longo<sup>a,b</sup>, F. Margaroli<sup>a,b</sup>, B. Marzocchi<sup>a,b</sup>, P. Meridiani<sup>a</sup>, G. Organtini<sup>a,b</sup>, R. Paramatti<sup>a,b</sup>, F. Preiato<sup>a,b</sup>, S. Rahatlou<sup>a,b</sup>, C. Rovelli<sup>a</sup>, F. Santanastasio<sup>a,b</sup>

**INFN Sezione di Torino <sup>a</sup>, Università di Torino <sup>b</sup>, Torino, Italy, Università del Piemonte Orientale <sup>c</sup>, Novara, Italy**

N. Amapane<sup>a,b</sup>, R. Arcidiacono<sup>a,c</sup>, S. Argiro<sup>a,b</sup>, M. Arneodo<sup>a,c</sup>, N. Bartosik<sup>a</sup>, R. Bellan<sup>a,b</sup>, C. Biino<sup>a</sup>, N. Cartiglia<sup>a</sup>, R. Castello<sup>a,b</sup>, F. Cenna<sup>a,b</sup>, M. Costa<sup>a,b</sup>, R. Covarelli<sup>a,b</sup>, A. Degano<sup>a,b</sup>, N. Demaria<sup>a</sup>, B. Kiani<sup>a,b</sup>, C. Mariotti<sup>a</sup>, S. Maselli<sup>a</sup>, E. Migliore<sup>a,b</sup>, V. Monaco<sup>a,b</sup>, E. Monteil<sup>a,b</sup>, M. Monteno<sup>a</sup>, M.M. Obertino<sup>a,b</sup>, L. Pacher<sup>a,b</sup>, N. Pastrone<sup>a</sup>, M. Pelliccioni<sup>a</sup>, G.L. Pinna Angioni<sup>a,b</sup>, A. Romero<sup>a,b</sup>, M. Ruspa<sup>a,c</sup>, R. Sacchi<sup>a,b</sup>, K. Shchelina<sup>a,b</sup>, V. Sola<sup>a</sup>, A. Solano<sup>a,b</sup>, A. Staiano<sup>a</sup>, P. Traczyk<sup>a,b</sup>

**INFN Sezione di Trieste <sup>a</sup>, Università di Trieste <sup>b</sup>, Trieste, Italy**

S. Belforte<sup>a</sup>, M. Casarsa<sup>a</sup>, F. Cossutti<sup>a</sup>, G. Della Ricca<sup>a,b</sup>, A. Zanetti<sup>a</sup>

**Kyungpook National University, Daegu, Korea**

D.H. Kim, G.N. Kim, M.S. Kim, J. Lee, S. Lee, S.W. Lee, C.S. Moon, Y.D. Oh, S. Sekmen, D.C. Son, Y.C. Yang

**Chonnam National University, Institute for Universe and Elementary Particles, Kwangju, Korea**

H. Kim, D.H. Moon, G. Oh

**Hanyang University, Seoul, Korea**

J.A. Brochero Cifuentes, J. Goh, T.J. Kim

**Korea University, Seoul, Korea**

S. Cho, S. Choi, Y. Go, D. Gyun, S. Ha, B. Hong, Y. Jo, Y. Kim, K. Lee, K.S. Lee, S. Lee, J. Lim, S.K. Park, Y. Roh

**Seoul National University, Seoul, Korea**

J. Almond, J. Kim, J.S. Kim, H. Lee, K. Lee, K. Nam, S.B. Oh, B.C. Radburn-Smith, S.h. Seo, U.K. Yang, H.D. Yoo, G.B. Yu

**University of Seoul, Seoul, Korea**

H. Kim, J.H. Kim, J.S.H. Lee, I.C. Park

**Sungkyunkwan University, Suwon, Korea**

Y. Choi, C. Hwang, J. Lee, I. Yu

**Vilnius University, Vilnius, Lithuania**

V. Dudenas, A. Juodagalvis, J. Vaitkus

**National Centre for Particle Physics, Universiti Malaya, Kuala Lumpur, Malaysia**

I. Ahmed, Z.A. Ibrahim, M.A.B. Md Ali<sup>33</sup>, F. Mohamad Idris<sup>34</sup>, W.A.T. Wan Abdullah, M.N. Yusli, Z. Zolkapli

**Centro de Investigacion y de Estudios Avanzados del IPN, Mexico City, Mexico**

Duran-Osuna, M. C., H. Castilla-Valdez, E. De La Cruz-Burelo, Ramirez-Sanchez, G., I. Heredia-De La Cruz<sup>35</sup>, Rabadan-Trejo, R. I., R. Lopez-Fernandez, J. Mejia Guisao, Reyes-Almanza, R, A. Sanchez-Hernandez

**Universidad Iberoamericana, Mexico City, Mexico**

S. Carrillo Moreno, C. Oropeza Barrera, F. Vazquez Valencia

**Benemerita Universidad Autonoma de Puebla, Puebla, Mexico**

J. Eysermans, I. Pedraza, H.A. Salazar Ibarguen, C. Uribe Estrada

**Universidad Autónoma de San Luis Potosí, San Luis Potosí, Mexico**

A. Morelos Pineda

**University of Auckland, Auckland, New Zealand**

D. Krofcheck

**University of Canterbury, Christchurch, New Zealand**

P.H. Butler

**National Centre for Physics, Quaid-I-Azam University, Islamabad, Pakistan**

A. Ahmad, M. Ahmad, Q. Hassan, H.R. Hoorani, A. Saddique, M.A. Shah, M. Shoaib, M. Waqas

**National Centre for Nuclear Research, Swierk, Poland**

H. Bialkowska, M. Bluj, B. Boimska, T. Frueboes, M. Górski, M. Kazana, K. Nawrocki, M. Szleper, P. Zalewski

**Institute of Experimental Physics, Faculty of Physics, University of Warsaw, Warsaw, Poland**K. Bunkowski, A. Byszuk<sup>36</sup>, K. Doroba, A. Kalinowski, M. Konecki, J. Krolikowski, M. Misiura, M. Olszewski, A. Pyskir, M. Walczak**Laboratório de Instrumentação e Física Experimental de Partículas, Lisboa, Portugal**

P. Bargassa, C. Beirão Da Cruz E Silva, A. Di Francesco, P. Faccioli, B. Galinhas, M. Gallinaro, J. Hollar, N. Leonardo, L. Lloret Iglesias, M.V. Nemallapudi, J. Seixas, G. Strong, O. Toldaiev, D. Vadruccio, J. Varela

**Joint Institute for Nuclear Research, Dubna, Russia**S. Afanasiev, P. Bunin, M. Gavrilenko, I. Golutvin, I. Gorbunov, A. Kamenev, V. Karjavin, A. Lanev, A. Malakhov, V. Matveev<sup>37,38</sup>, P. Moisenz, V. Palichik, V. Perelygin, S. Shmatov, S. Shulha, N. Skatchkov, V. Smirnov, N. Voytishin, A. Zarubin**Petersburg Nuclear Physics Institute, Gatchina (St. Petersburg), Russia**Y. Ivanov, V. Kim<sup>39</sup>, E. Kuznetsova<sup>40</sup>, P. Levchenko, V. Murzin, V. Oreshkin, I. Smirnov, D. Sosnov, V. Sulimov, L. Uvarov, S. Vavilov, A. Vorobyev**Institute for Nuclear Research, Moscow, Russia**

Yu. Andreev, A. Dermenev, S. Gninenko, N. Golubev, A. Karneyeu, M. Kirsanov, N. Krasnikov, A. Pashenkov, D. Tlisov, A. Toropin

**Institute for Theoretical and Experimental Physics, Moscow, Russia**

V. Epshteyn, V. Gavrilov, N. Lychkovskaya, V. Popov, I. Pozdnyakov, G. Safronov, A. Spiridonov, A. Stepenov, V. Stolin, M. Toms, E. Vlasov, A. Zhokin

**Moscow Institute of Physics and Technology, Moscow, Russia**T. Aushev, A. Bylinkin<sup>38</sup>**National Research Nuclear University 'Moscow Engineering Physics Institute' (MEPhI), Moscow, Russia**M. Chadeeva<sup>41</sup>, P. Parygin, D. Philippov, S. Polikarpov, E. Popova, V. Rusinov**P.N. Lebedev Physical Institute, Moscow, Russia**V. Andreev, M. Azarkin<sup>38</sup>, I. Dremin<sup>38</sup>, M. Kirakosyan<sup>38</sup>, S.V. Rusakov, A. Terkulov**Skobeltsyn Institute of Nuclear Physics, Lomonosov Moscow State University, Moscow, Russia**A. Baskakov, A. Belyaev, E. Boos, M. Dubinin<sup>42</sup>, L. Dudko, A. Ershov, A. Gribushin,

V. Klyukhin, O. Kodolova, I. Lokhtin, I. Miagkov, S. Obraztsov, S. Petrushanko, V. Savrin, A. Snigirev

**Novosibirsk State University (NSU), Novosibirsk, Russia**

V. Blinov<sup>43</sup>, D. Shtol<sup>43</sup>, Y. Skovpen<sup>43</sup>

**State Research Center of Russian Federation, Institute for High Energy Physics of NRC “Kurchatov Institute”, Protvino, Russia**

I. Azhgirey, I. Bayshev, S. Bitiukov, D. Elumakhov, A. Godizov, V. Kachanov, A. Kalinin, D. Konstantinov, P. Mandrik, V. Petrov, R. Ryutin, A. Sobol, S. Troshin, N. Tyurin, A. Uzunian, A. Volkov

**National Research Tomsk Polytechnic University, Tomsk, Russia**

A. Babaev

**University of Belgrade, Faculty of Physics and Vinca Institute of Nuclear Sciences, Belgrade, Serbia**

P. Adzic<sup>44</sup>, P. Cirkovic, D. Devetak, M. Dordevic, J. Milosevic

**Centro de Investigaciones Energéticas Medioambientales y Tecnológicas (CIEMAT), Madrid, Spain**

J. Alcaraz Maestre, A. Álvarez Fernández, I. Bachiller, M. Barrio Luna, M. Cerrada, N. Colino, B. De La Cruz, A. Delgado Peris, C. Fernandez Bedoya, J.P. Fernández Ramos, J. Flix, M.C. Fouz, O. Gonzalez Lopez, S. Goy Lopez, J.M. Hernandez, M.I. Josa, D. Moran, A. Pérez-Calero Yzquierdo, J. Puerta Pelayo, I. Redondo, L. Romero, M.S. Soares, A. Triossi

**Universidad Autónoma de Madrid, Madrid, Spain**

C. Albajar, J.F. de Trocóniz

**Universidad de Oviedo, Oviedo, Spain**

J. Cuevas, C. Erice, J. Fernandez Menendez, S. Folgueras, I. Gonzalez Caballero, J.R. González Fernández, E. Palencia Cortezon, S. Sanchez Cruz, P. Vischia, J.M. Vizan Garcia

**Instituto de Física de Cantabria (IFCA), CSIC-Universidad de Cantabria, Santander, Spain**

I.J. Cabrillo, A. Calderon, B. Chazin Quero, J. Duarte Campderros, M. Fernandez, P.J. Fernández Manteca, A. García Alonso, J. Garcia-Ferrero, G. Gomez, A. Lopez Virto, J. Marco, C. Martinez Rivero, P. Martinez Ruiz del Arbol, F. Matorras, J. Piedra Gomez, C. Prieels, T. Rodrigo, A. Ruiz-Jimeno, L. Scodellaro, N. Trevisani, I. Vila, R. Vilar Cortabitarte

**CERN, European Organization for Nuclear Research, Geneva, Switzerland**

D. Abbaneo, B. Akgun, E. Auffray, P. Baillon, A.H. Ball, D. Barney, J. Bendavid, M. Bianco, A. Bocci, C. Botta, T. Camporesi, M. Cepeda, G. Cerminara, E. Chapon, Y. Chen, D. d’Enterria, A. Dabrowski, V. Daponte, A. David, M. De Gruttola, A. De Roeck, N. Deelen, M. Dobson, T. du Pree, M. Dünser, N. Dupont, A. Elliott-Peisert, P. Everaerts, F. Fallavollita<sup>45</sup>, G. Franzoni, J. Fulcher, W. Funk, D. Gigi, A. Gilbert, K. Gill, F. Glege, D. Gulhan, J. Hegeman, V. Innocente, A. Jafari, P. Janot, O. Karacheban<sup>19</sup>, J. Kieseler, V. Knünz, A. Kornmayer, M.J. Kortelainen, M. Krammer<sup>1</sup>, C. Lange, P. Lecoq, C. Lourenço, M.T. Lucchini, L. Malgeri, M. Mannelli, A. Martelli, F. Meijers, J.A. Merlin, S. Mersi, E. Meschi, P. Milenovic<sup>46</sup>, F. Moortgat, M. Mulders, H. Neugebauer, J. Ngadiuba, S. Orfanelli, L. Orsini, F. Pantaleo<sup>16</sup>, L. Pape, E. Perez, M. Peruzzi, A. Petrilli, G. Petrucciani, A. Pfeiffer, M. Pierini, F.M. Pitters, D. Rabady, A. Racz, T. Reis, G. Rolandi<sup>47</sup>, M. Rovere, H. Sakulin, C. Schäfer, C. Schwick, M. Seidel, M. Selvaggi, A. Sharma, P. Silva, P. Sphicas<sup>48</sup>, A. Stakia, J. Steggemann, M. Stoye, M. Tosi, D. Treille, A. Tsirou, V. Veckalns<sup>49</sup>, M. Verweij, W.D. Zeuner

**Paul Scherrer Institut, Villigen, Switzerland**

W. Bertl<sup>†</sup>, L. Caminada<sup>50</sup>, K. Deiters, W. Erdmann, R. Horisberger, Q. Ingram, H.C. Kaestli, D. Kotlinski, U. Langenegger, T. Rohe, S.A. Wiederkehr

**ETH Zurich - Institute for Particle Physics and Astrophysics (IPA), Zurich, Switzerland**

M. Backhaus, L. Bäni, P. Berger, B. Casal, N. Chernyavskaya, G. Dissertori, M. Dittmar, M. Donegà, C. Dorfer, C. Grab, C. Heidegger, D. Hits, J. Hoss, T. Klijnsma, W. Lustermann, B. Mangano, M. Marionneau, M.T. Meinhard, D. Meister, F. Micheli, P. Musella, F. Nessi-Tedaldi, F. Pandolfi, J. Pata, F. Pauss, G. Perrin, L. Perrozzi, M. Quittnat, M. Reichmann, D.A. Sanz Becerra, M. Schönenberger, L. Shchutska, V.R. Tavolaro, K. Theofilatos, M.L. Vesterbacka Olsson, R. Wallny, D.H. Zhu

**Universität Zürich, Zurich, Switzerland**

T.K. Aarrestad, C. Amsler<sup>51</sup>, D. Brzhechko, M.F. Canelli, A. De Cosa, R. Del Burgo, S. Donato, C. Galloni, T. Hreus, B. Kilminster, I. Neutelings, D. Pinna, G. Rauco, P. Robmann, D. Salerno, K. Schweiger, C. Seitz, Y. Takahashi, A. Zucchetta

**National Central University, Chung-Li, Taiwan**

V. Candelise, Y.H. Chang, K.y. Cheng, T.H. Doan, Sh. Jain, R. Khurana, C.M. Kuo, W. Lin, A. Pozdnyakov, S.S. Yu

**National Taiwan University (NTU), Taipei, Taiwan**

P. Chang, Y. Chao, K.F. Chen, P.H. Chen, F. Fiori, W.-S. Hou, Y. Hsiung, Arun Kumar, Y.F. Liu, R.-S. Lu, E. Paganis, A. Psallidas, A. Steen, J.f. Tsai

**Chulalongkorn University, Faculty of Science, Department of Physics, Bangkok, Thailand**

B. Asavapibhop, K. Kovitangoon, G. Singh, N. Srimanobhas

**Çukurova University, Physics Department, Science and Art Faculty, Adana, Turkey**

A. Bat, F. Boran, S. Cerci<sup>52</sup>, S. Damarseckin, Z.S. Demiroglu, C. Dozen, I. Dumanoglu, S. Girgis, G. Gokbulut, Y. Guler, I. Hos<sup>53</sup>, E.E. Kangal<sup>54</sup>, O. Kara, A. Kayis Topaksu, U. Kiminsu, M. Oglakci, G. Onengut, K. Ozdemir<sup>55</sup>, D. Sunar Cerci<sup>52</sup>, B. Tali<sup>52</sup>, U.G. Tok, S. Turkcapar, I.S. Zorbakir, C. Zorbilmez

**Middle East Technical University, Physics Department, Ankara, Turkey**

G. Karapinar<sup>56</sup>, K. Ocalan<sup>57</sup>, M. Yalvac, M. Zeyrek

**Bogazici University, Istanbul, Turkey**

E. Gülmez, M. Kaya<sup>58</sup>, O. Kaya<sup>59</sup>, S. Tekten, E.A. Yetkin<sup>60</sup>

**Istanbul Technical University, Istanbul, Turkey**

M.N. Agaras, S. Atay, A. Cakir, K. Cankocak, Y. Komurcu

**Institute for Scintillation Materials of National Academy of Science of Ukraine, Kharkov, Ukraine**

B. Grynyov

**National Scientific Center, Kharkov Institute of Physics and Technology, Kharkov, Ukraine**

L. Levchuk

**University of Bristol, Bristol, United Kingdom**

F. Ball, L. Beck, J.J. Brooke, D. Burns, E. Clement, D. Cussans, O. Davignon, H. Flacher, J. Goldstein, G.P. Heath, H.F. Heath, L. Kreczko, D.M. Newbold<sup>61</sup>, S. Paramesvaran, T. Sakuma, S. Seif El Nasr-storey, D. Smith, V.J. Smith



**Rutherford Appleton Laboratory, Didcot, United Kingdom**

K.W. Bell, A. Belyaev<sup>62</sup>, C. Brew, R.M. Brown, L. Calligaris, D. Cieri, D.J.A. Cockerill, J.A. Coughlan, K. Harder, S. Harper, J. Linacre, E. Olaiya, D. Petyt, C.H. Shepherd-Themistocleous, A. Thea, I.R. Tomalin, T. Williams, W.J. Womersley

**Imperial College, London, United Kingdom**

G. Auzinger, R. Bainbridge, P. Bloch, J. Borg, S. Breeze, O. Buchmuller, A. Bundock, S. Casasso, D. Colling, L. Corpe, P. Dauncey, G. Davies, M. Della Negra, R. Di Maria, Y. Haddad, G. Hall, G. Iles, T. James, M. Komm, R. Lane, C. Laner, L. Lyons, A.-M. Magnan, S. Malik, L. Mastrolorenzo, T. Matsushita, J. Nash<sup>63</sup>, A. Nikitenko<sup>6</sup>, V. Palladino, M. Pesaresi, A. Richards, A. Rose, E. Scott, C. Seez, A. Shtipliyski, T. Strebler, S. Summers, A. Tapper, K. Uchida, M. Vazquez Acosta<sup>64</sup>, T. Virdee<sup>16</sup>, N. Wardle, D. Winterbottom, J. Wright, S.C. Zenz

**Brunel University, Uxbridge, United Kingdom**

J.E. Cole, P.R. Hobson, A. Khan, P. Kyberd, A. Morton, I.D. Reid, L. Teodorescu, S. Zahid

**Baylor University, Waco, USA**

A. Borzou, K. Call, J. Dittmann, K. Hatakeyama, H. Liu, N. Pastika, C. Smith

**Catholic University of America, Washington DC, USA**

R. Bartek, A. Dominguez

**The University of Alabama, Tuscaloosa, USA**

A. Buccilli, S.I. Cooper, C. Henderson, P. Rumerio, C. West

**Boston University, Boston, USA**

D. Arcaro, A. Avetisyan, T. Bose, D. Gastler, D. Rankin, C. Richardson, J. Rohlf, L. Sulak, D. Zou

**Brown University, Providence, USA**

G. Benelli, D. Cutts, M. Hadley, J. Hakala, U. Heintz, J.M. Hogan<sup>65</sup>, K.H.M. Kwok, E. Laird, G. Landsberg, J. Lee, Z. Mao, M. Narain, J. Pazzini, S. Piperov, S. Sagir, R. Syarif, D. Yu

**University of California, Davis, Davis, USA**

R. Band, C. Brainerd, R. Breedon, D. Burns, M. Calderon De La Barca Sanchez, M. Chertok, J. Conway, R. Conway, P.T. Cox, R. Erbacher, C. Flores, G. Funk, W. Ko, R. Lander, C. Mclean, M. Mulhearn, D. Pellett, J. Pilot, S. Shalhout, M. Shi, J. Smith, D. Stolp, D. Taylor, K. Tos, M. Tripathi, Z. Wang, F. Zhang

**University of California, Los Angeles, USA**

M. Bachtis, C. Bravo, R. Cousins, A. Dasgupta, A. Florent, J. Hauser, M. Ignatenko, N. Mccoll, S. Regnard, D. Saltzberg, C. Schnaible, V. Valuev

**University of California, Riverside, Riverside, USA**

E. Bouvier, K. Burt, R. Clare, J. Ellison, J.W. Gary, S.M.A. Ghiasi Shirazi, G. Hanson, G. Karapostoli, E. Kennedy, F. Lacroix, O.R. Long, M. Olmedo Negrete, M.I. Paneva, W. Si, L. Wang, H. Wei, S. Wimpenny, B. R. Yates

**University of California, San Diego, La Jolla, USA**

J.G. Branson, S. Cittolin, M. Derdzinski, R. Gerosa, D. Gilbert, B. Hashemi, A. Holzner, D. Klein, G. Kole, V. Krutelyov, J. Letts, M. Masciovecchio, D. Olivito, S. Padhi, M. Pieri, M. Sani, V. Sharma, S. Simon, M. Tadel, A. Vartak, S. Wasserbaech<sup>66</sup>, J. Wood, F. Würthwein, A. Yagil, G. Zevi Della Porta

**University of California, Santa Barbara - Department of Physics, Santa Barbara, USA**

N. Amin, R. Bhandari, J. Bradmiller-Feld, C. Campagnari, M. Citron, A. Dishaw, V. Dutta,

M. Franco Sevilla, L. Gouskos, R. Heller, J. Incandela, A. Ovcharova, H. Qu, J. Richman, D. Stuart, I. Suarez, J. Yoo

**California Institute of Technology, Pasadena, USA**

D. Anderson, A. Bornheim, J. Bunn, J.M. Lawhorn, H.B. Newman, T. Q. Nguyen, C. Pena, M. Spiropulu, J.R. Vlimant, R. Wilkinson, S. Xie, Z. Zhang, R.Y. Zhu

**Carnegie Mellon University, Pittsburgh, USA**

M.B. Andrews, T. Ferguson, T. Mudholkar, M. Paulini, J. Russ, M. Sun, H. Vogel, I. Vorobiev, M. Weinberg

**University of Colorado Boulder, Boulder, USA**

J.P. Cumalat, W.T. Ford, F. Jensen, A. Johnson, M. Krohn, S. Leontsinis, E. Macdonald, T. Mulholland, K. Stenson, K.A. Ulmer, S.R. Wagner

**Cornell University, Ithaca, USA**

J. Alexander, J. Chaves, Y. Cheng, J. Chu, A. Datta, S. Dittmer, K. Mcdermott, N. Mirman, J.R. Patterson, D. Quach, A. Rinkevicius, A. Ryd, L. Skinnari, L. Soffi, S.M. Tan, Z. Tao, J. Thom, J. Tucker, P. Wittich, M. Zientek

**Fermi National Accelerator Laboratory, Batavia, USA**

S. Abdullin, M. Albrow, M. Alyari, G. Apollinari, A. Apresyan, A. Apyan, S. Banerjee, L.A.T. Bauerdick, A. Beretvas, J. Berryhill, P.C. Bhat, G. Bolla<sup>†</sup>, K. Burkett, J.N. Butler, A. Canepa, G.B. Cerati, H.W.K. Cheung, F. Chlebana, M. Cremonesi, J. Duarte, V.D. Elvira, J. Freeman, Z. Gecse, E. Gottschalk, L. Gray, D. Green, S. Grünendahl, O. Gutsche, J. Hanlon, R.M. Harris, S. Hasegawa, J. Hirschauer, Z. Hu, B. Jayatilaka, S. Jindariani, M. Johnson, U. Joshi, B. Klima, B. Kreis, S. Lammel, D. Lincoln, R. Lipton, M. Liu, T. Liu, R. Lopes De Sá, J. Lykken, K. Maeshima, N. Magini, J.M. Marraffino, D. Mason, P. McBride, P. Merkel, S. Mrenna, S. Nahn, V. O'Dell, K. Pedro, O. Prokofyev, G. Rakness, L. Ristori, A. Savoy-Navarro<sup>67</sup>, B. Schneider, E. Sexton-Kennedy, A. Soha, W.J. Spalding, L. Spiegel, S. Stoynev, J. Strait, N. Strobbe, L. Taylor, S. Tkaczyk, N.V. Tran, L. Uplegger, E.W. Vaandering, C. Vernieri, M. Verzocchi, R. Vidal, M. Wang, H.A. Weber, A. Whitbeck, W. Wu

**University of Florida, Gainesville, USA**

D. Acosta, P. Avery, P. Bortignon, D. Bourilkov, A. Brinkerhoff, A. Carnes, M. Carver, D. Curry, R.D. Field, I.K. Furic, S.V. Gleyzer, B.M. Joshi, J. Konigsberg, A. Korytov, K. Kotov, P. Ma, K. Matchev, H. Mei, G. Mitselmakher, K. Shi, D. Sperka, N. Terentyev, L. Thomas, J. Wang, S. Wang, J. Yelton

**Florida International University, Miami, USA**

Y.R. Joshi, S. Linn, P. Markowitz, J.L. Rodriguez

**Florida State University, Tallahassee, USA**

A. Ackert, T. Adams, A. Askew, S. Hagopian, V. Hagopian, K.F. Johnson, T. Kolberg, G. Martinez, T. Perry, H. Prosper, A. Saha, A. Santra, V. Sharma, R. Yohay

**Florida Institute of Technology, Melbourne, USA**

M.M. Baarmand, V. Bhopatkar, S. Colafranceschi, M. Hohlmann, D. Noonan, T. Roy, F. Yumiceva

**University of Illinois at Chicago (UIC), Chicago, USA**

M.R. Adams, L. Apanasevich, D. Berry, R.R. Betts, R. Cavanaugh, X. Chen, O. Evdokimov, C.E. Gerber, D.A. Hangal, D.J. Hofman, K. Jung, J. Kamin, I.D. Sandoval Gonzalez, M.B. Tonjes, N. Varelas, H. Wang, Z. Wu, J. Zhang

**The University of Iowa, Iowa City, USA**

B. Bilki<sup>68</sup>, W. Clarida, K. Dilsiz<sup>69</sup>, S. Durgut, R.P. Gandrajula, M. Haytmyradov, V. Khristenko, J.-P. Merlo, H. Mermerkaya<sup>70</sup>, A. Mestvirishvili, A. Moeller, J. Nachtman, H. Ogul<sup>71</sup>, Y. Onel, F. Ozok<sup>72</sup>, A. Penzo, C. Snyder, E. Tiras, J. Wetzel, K. Yi

**Johns Hopkins University, Baltimore, USA**

B. Blumenfeld, A. Cocoros, N. Eminizer, D. Fehling, L. Feng, A.V. Gritsan, P. Maksimovic, J. Roskes, U. Sarica, M. Swartz, M. Xiao, C. You

**The University of Kansas, Lawrence, USA**

A. Al-bataineh, P. Baringer, A. Bean, S. Boren, J. Bowen, J. Castle, S. Khalil, A. Kropivnitskaya, D. Majumder, W. Mcbrayer, M. Murray, C. Rogan, C. Royon, S. Sanders, E. Schmitz, J.D. Tapia Takaki, Q. Wang

**Kansas State University, Manhattan, USA**

A. Ivanov, K. Kaadze, Y. Maravin, A. Mohammadi, L.K. Saini, N. Skhirtladze

**Lawrence Livermore National Laboratory, Livermore, USA**

F. Rebassoo, D. Wright

**University of Maryland, College Park, USA**

A. Baden, O. Baron, A. Belloni, S.C. Eno, Y. Feng, C. Ferraioli, N.J. Hadley, S. Jabeen, G.Y. Jeng, R.G. Kellogg, J. Kunkle, A.C. Mignerey, F. Ricci-Tam, Y.H. Shin, A. Skuja, S.C. Tonwar

**Massachusetts Institute of Technology, Cambridge, USA**

D. Abercrombie, B. Allen, V. Azzolini, R. Barbieri, A. Baty, G. Bauer, R. Bi, S. Brandt, W. Busza, I.A. Cali, M. D'Alfonso, Z. Demiragli, G. Gomez Ceballos, M. Goncharov, P. Harris, D. Hsu, M. Hu, Y. Iiyama, G.M. Innocenti, M. Klute, D. Kovalskyi, Y.-J. Lee, A. Levin, P.D. Luckey, B. Maier, A.C. Marini, C. McGinn, C. Mironov, S. Narayanan, X. Niu, C. Paus, C. Roland, G. Roland, J. Salfeld-Nebgen, G.S.F. Stephans, K. Sumorok, K. Tatar, D. Velicanu, J. Wang, T.W. Wang, B. Wyslouch, S. Zhaozhong

**University of Minnesota, Minneapolis, USA**

A.C. Benvenuti, R.M. Chatterjee, A. Evans, P. Hansen, S. Kalafut, Y. Kubota, Z. Lesko, J. Mans, S. Nourbakhsh, N. Ruckstuhl, R. Rusack, J. Turkewitz, M.A. Wadud

**University of Mississippi, Oxford, USA**

J.G. Acosta, S. Oliveros

**University of Nebraska-Lincoln, Lincoln, USA**

E. Avdeeva, K. Bloom, D.R. Claes, C. Fangmeier, F. Golf, R. Gonzalez Suarez, R. Kamalieddin, I. Kravchenko, J. Monroy, J.E. Siado, G.R. Snow, B. Stieger

**State University of New York at Buffalo, Buffalo, USA**

J. Dolen, A. Godshalk, C. Harrington, I. Iashvili, D. Nguyen, A. Parker, S. Rappoccio, B. Roozbahani

**Northeastern University, Boston, USA**

G. Alverson, E. Barberis, C. Freer, A. Hortiangtham, A. Massironi, D.M. Morse, T. Orimoto, R. Teixeira De Lima, T. Wamorkar, B. Wang, A. Wisecarver, D. Wood

**Northwestern University, Evanston, USA**

S. Bhattacharya, O. Charaf, K.A. Hahn, N. Mucia, N. Odell, M.H. Schmitt, K. Sung, M. Trovato, M. Velasco

**University of Notre Dame, Notre Dame, USA**

R. Bucci, N. Dev, M. Hildreth, K. Hurtado Anampa, C. Jessop, D.J. Karmgard, N. Kellams, K. Lannon, W. Li, N. Loukas, N. Marinelli, F. Meng, C. Mueller, Y. Musienko<sup>37</sup>, M. Planer, A. Reinsvold, R. Ruchti, P. Siddireddy, G. Smith, S. Taroni, M. Wayne, A. Wightman, M. Wolf, A. Woodard

**The Ohio State University, Columbus, USA**

J. Alimena, L. Antonelli, B. Bylsma, L.S. Durkin, S. Flowers, B. Francis, A. Hart, C. Hill, W. Ji, T.Y. Ling, W. Luo, B.L. Winer, H.W. Wulsin

**Princeton University, Princeton, USA**

S. Cooperstein, O. Driga, P. Elmer, J. Hardenbrook, P. Hebda, S. Higginbotham, A. Kalogeropoulos, D. Lange, J. Luo, D. Marlow, K. Mei, I. Ojalvo, J. Olsen, C. Palmer, P. Piroué, D. Stickland, C. Tully

**University of Puerto Rico, Mayaguez, USA**

S. Malik, S. Norberg

**Purdue University, West Lafayette, USA**

A. Barker, V.E. Barnes, S. Das, L. Gutay, M. Jones, A.W. Jung, A. Khatiwada, D.H. Miller, N. Neumeister, C.C. Peng, H. Qiu, J.F. Schulte, J. Sun, F. Wang, R. Xiao, W. Xie

**Purdue University Northwest, Hammond, USA**

T. Cheng, N. Parashar

**Rice University, Houston, USA**

Z. Chen, K.M. Ecklund, S. Freed, F.J.M. Geurts, M. Guilbaud, M. Kilpatrick, W. Li, B. Michlin, B.P. Padley, J. Roberts, J. Rorie, W. Shi, Z. Tu, J. Zabel, A. Zhang

**University of Rochester, Rochester, USA**

A. Bodek, P. de Barbaro, R. Demina, Y.t. Duh, T. Ferbel, M. Galanti, A. Garcia-Bellido, J. Han, O. Hindrichs, A. Khukhunaishvili, K.H. Lo, P. Tan, M. Verzetti

**The Rockefeller University, New York, USA**

R. Ciesielski, K. Goulianos, C. Mesropian

**Rutgers, The State University of New Jersey, Piscataway, USA**

A. Agapitos, J.P. Chou, Y. Gershtein, T.A. Gómez Espinosa, E. Halkiadakis, M. Heindl, E. Hughes, S. Kaplan, R. Kunnawalkam Elayavalli, S. Kyriacou, A. Lath, R. Montalvo, K. Nash, M. Osherson, H. Saka, S. Salur, S. Schnetzer, D. Sheffield, S. Somalwar, R. Stone, S. Thomas, P. Thomassen, M. Walker

**University of Tennessee, Knoxville, USA**

A.G. Delannoy, J. Heideman, G. Riley, K. Rose, S. Spanier, K. Thapa

**Texas A&M University, College Station, USA**

O. Bouhali<sup>73</sup>, A. Castaneda Hernandez<sup>73</sup>, A. Celik, M. Dalchenko, M. De Mattia, A. Delgado, S. Dildick, R. Eusebi, J. Gilmore, T. Huang, T. Kamon<sup>74</sup>, R. Mueller, Y. Pakhotin, R. Patel, A. Perloff, L. Perniè, D. Rathjens, A. Safonov, A. Tatarinov

**Texas Tech University, Lubbock, USA**

N. Akchurin, J. Damgov, F. De Guio, P.R. Duderov, J. Faulkner, E. Gurpinar, S. Kunori, K. Lamichhane, S.W. Lee, T. Mengke, S. Muthumuni, T. Peltola, S. Undleeb, I. Volobouev, Z. Wang

**Vanderbilt University, Nashville, USA**

S. Greene, A. Gurrola, R. Janjam, W. Johns, C. Maguire, A. Melo, H. Ni, K. Padeken, P. Sheldon, S. Tuo, J. Velkowska, Q. Xu

**University of Virginia, Charlottesville, USA**

M.W. Arenton, P. Barria, B. Cox, R. Hirosky, M. Joyce, A. Ledovskoy, H. Li, C. Neu, T. Sinthuprasith, Y. Wang, E. Wolfe, F. Xia

**Wayne State University, Detroit, USA**

R. Harr, P.E. Karchin, N. Poudyal, J. Sturdy, P. Thapa, S. Zaleski

**University of Wisconsin - Madison, Madison, WI, USA**

M. Brodski, J. Buchanan, C. Caillol, D. Carlsmith, S. Dasu, L. Dodd, S. Duric, B. Gomber, M. Grothe, M. Herndon, A. Hervé, U. Hussain, P. Klabbers, A. Lanaro, A. Levine, K. Long, R. Loveless, V. Rekovic, T. Ruggles, A. Savin, N. Smith, W.H. Smith, N. Woods

†: Deceased

1: Also at Vienna University of Technology, Vienna, Austria

2: Also at IRFU; CEA; Université Paris-Saclay, Gif-sur-Yvette, France

3: Also at Universidade Estadual de Campinas, Campinas, Brazil

4: Also at Federal University of Rio Grande do Sul, Porto Alegre, Brazil

5: Also at Université Libre de Bruxelles, Bruxelles, Belgium

6: Also at Institute for Theoretical and Experimental Physics, Moscow, Russia

7: Also at Joint Institute for Nuclear Research, Dubna, Russia

8: Now at Ain Shams University, Cairo, Egypt

9: Now at Cairo University, Cairo, Egypt

10: Also at Fayoum University, El-Fayoum, Egypt

11: Now at British University in Egypt, Cairo, Egypt

12: Also at Department of Physics; King Abdulaziz University, Jeddah, Saudi Arabia

13: Also at Université de Haute Alsace, Mulhouse, France

14: Also at Skobeltsyn Institute of Nuclear Physics; Lomonosov Moscow State University, Moscow, Russia

15: Also at Ilia State University, Tbilisi, Georgia

16: Also at CERN; European Organization for Nuclear Research, Geneva, Switzerland

17: Also at RWTH Aachen University; III. Physikalisches Institut A, Aachen, Germany

18: Also at University of Hamburg, Hamburg, Germany

19: Also at Brandenburg University of Technology, Cottbus, Germany

20: Also at MTA-ELTE Lendület CMS Particle and Nuclear Physics Group; Eötvös Loránd University, Budapest, Hungary

21: Also at Institute of Nuclear Research ATOMKI, Debrecen, Hungary

22: Also at Institute of Physics; University of Debrecen, Debrecen, Hungary

23: Also at Indian Institute of Technology Bhubaneswar, Bhubaneswar, India

24: Also at Institute of Physics, Bhubaneswar, India

25: Also at Shoolini University, Solan, India

26: Also at University of Visva-Bharati, Santiniketan, India

27: Also at University of Ruhuna, Matara, Sri Lanka

28: Also at Isfahan University of Technology, Isfahan, Iran

29: Also at Yazd University, Yazd, Iran

30: Also at Plasma Physics Research Center; Science and Research Branch; Islamic Azad University, Tehran, Iran

31: Also at Università degli Studi di Siena, Siena, Italy

- 32: Also at INFN Sezione di Milano-Bicocca; Università di Milano-Bicocca, Milano, Italy
- 33: Also at International Islamic University of Malaysia, Kuala Lumpur, Malaysia
- 34: Also at Malaysian Nuclear Agency; MOSTI, Kajang, Malaysia
- 35: Also at Consejo Nacional de Ciencia y Tecnología, Mexico city, Mexico
- 36: Also at Warsaw University of Technology; Institute of Electronic Systems, Warsaw, Poland
- 37: Also at Institute for Nuclear Research, Moscow, Russia
- 38: Now at National Research Nuclear University 'Moscow Engineering Physics Institute' (MEPhI), Moscow, Russia
- 39: Also at St. Petersburg State Polytechnical University, St. Petersburg, Russia
- 40: Also at University of Florida, Gainesville, USA
- 41: Also at P.N. Lebedev Physical Institute, Moscow, Russia
- 42: Also at California Institute of Technology, Pasadena, USA
- 43: Also at Budker Institute of Nuclear Physics, Novosibirsk, Russia
- 44: Also at Faculty of Physics; University of Belgrade, Belgrade, Serbia
- 45: Also at INFN Sezione di Pavia; Università di Pavia, Pavia, Italy
- 46: Also at University of Belgrade; Faculty of Physics and Vinca Institute of Nuclear Sciences, Belgrade, Serbia
- 47: Also at Scuola Normale e Sezione dell'INFN, Pisa, Italy
- 48: Also at National and Kapodistrian University of Athens, Athens, Greece
- 49: Also at Riga Technical University, Riga, Latvia
- 50: Also at Universität Zürich, Zurich, Switzerland
- 51: Also at Stefan Meyer Institute for Subatomic Physics (SMI), Vienna, Austria
- 52: Also at Adiyaman University, Adiyaman, Turkey
- 53: Also at Istanbul Aydin University, Istanbul, Turkey
- 54: Also at Mersin University, Mersin, Turkey
- 55: Also at Piri Reis University, Istanbul, Turkey
- 56: Also at Izmir Institute of Technology, Izmir, Turkey
- 57: Also at Necmettin Erbakan University, Konya, Turkey
- 58: Also at Marmara University, Istanbul, Turkey
- 59: Also at Kafkas University, Kars, Turkey
- 60: Also at Istanbul Bilgi University, Istanbul, Turkey
- 61: Also at Rutherford Appleton Laboratory, Didcot, United Kingdom
- 62: Also at School of Physics and Astronomy; University of Southampton, Southampton, United Kingdom
- 63: Also at Monash University; Faculty of Science, Clayton, Australia
- 64: Also at Instituto de Astrofísica de Canarias, La Laguna, Spain
- 65: Also at Bethel University, ST. PAUL, USA
- 66: Also at Utah Valley University, Orem, USA
- 67: Also at Purdue University, West Lafayette, USA
- 68: Also at Beykent University, Istanbul, Turkey
- 69: Also at Bingol University, Bingol, Turkey
- 70: Also at Erzincan University, Erzincan, Turkey
- 71: Also at Sinop University, Sinop, Turkey
- 72: Also at Mimar Sinan University; Istanbul, Istanbul, Turkey
- 73: Also at Texas A&M University at Qatar, Doha, Qatar
- 74: Also at Kyungpook National University, Daegu, Korea