

Non-Markovian quantum interference in multilevel quantum systems: Exact master equation approach

Yusui Chen^{1,2,*}, J. Q. You^{1,†} and Ting Yu^{1,2‡}

¹*Laboratory for Quantum Optics and Quantum Information,*

Beijing Computational Science Research Center, Beijing 100084, China

²*Center for Quantum Science and Engineering and Department of Physics,
Stevens Institute of Technology, Hoboken, New Jersey 07030, USA*

(Dated: December 20, 2017)

We study the non-Markovian quantum interference phenomenon of a multi-state atomic system coupled to a bosonic dissipative environment by using the exact master equations derived in this paper. Two examples involving four-level systems with or without external control fields are investigated. Our results show that non-Markovian master equations are capable of exhibiting quantum interference phenomena in a temporal domain that has not fully explored before. In particular, we show that the environmental memory is instrumental in the onset of non-Markovian quantum interference pattern in different time scales.

PACS numbers: 03.65.Yz, 03.67.Bg, 03.65.Ud, 32.90.+a

I. INTRODUCTION

Open quantum system approach has been used extensively recently to study important quantum phenomena involving the system-environment interaction, such as quantum decoherence, atom emission and absorption, quantum dissipation, quantum transport, quantum interference and quantum control, etc. [1–13]. In the case of quantum interference, many important observations have been made for the steady states of quantum multilevel systems embedded in a continuum medium based on a Markov master equation [4]. With the recent advance in non-Markovian open quantum system theory, we will be able to study the temporal behaviour of quantum coherence dynamics for different time scales interpolating the short-time limit and the long-time limit. However, studies on the dynamics of quantum multilevel systems are technically difficult because the non-Markovian master equation for the system of interest lacks when the quantum system is coupled to an environment that cannot be approximated by a Markov reservoir.

The non-Markovian evolution depends on the history of the system, known as the memory effect [14–21]. The non-Markovian master equations of multilevel open systems contain all the information about quantum inference patterns due to couplings to a structured medium. Typically the open system and its environment will become entangled due to their interactions and the system's state will be described by a density matrix [1]. If the information of environmental memory recorded in the density matrix is accessible, then the interference patterns of the quantum system will be time-dependent, and will be modified by the memory before the system settles down to its steady state.

In recent years, the non-Markovian quantum-state diffusion equation has provided a powerful tool to study the non-Markovian dynamics of open quantum systems coupled to a bosonic environment [23–27]. However, general non-Markovian master equations are still of fundamental importance for decoherence analysis and quantum dynamics simulations [28–31]. Recently, we have successfully derived a set of exact non-Markovian master equations from the non-Markovian quantum-state diffusion equation [22]. Here, we show that the temporal quantum interference for multilevel systems can also be studied rigorously in the framework of the non-Markovian master equations.

In this paper, our primary purpose is to study the quantum inference phenomena in multilevel open systems arising from many important physical processes ranging from quantum information processing, quantum control, quantum coherence transfer, and quantum decoherence [3–13]. First, we systematically establish a theoretical approach to deriving the exact non-Markovian master equations to be used for our investigation on the temporal quantum inference. The idea is that the time-local non-Markovian master equation for a multilevel system may be obtained from the corresponding non-Markovian quantum-state diffusion equation. For this purpose, we use a simple four-level atom as an example to illustrate our theoretical methods. Our major results are presented in the second example where we study the quantum interference phenomena for a four-level atomic system controlled by the external optical pulses. In each case, we show that the exact non-Markovian master equation can be derived, and can be used to investigate the temporal behaviors of quantum inference.

The paper is organized as follows. In Sec. II, we will briefly review the principle ideas of quantum-state diffusion equations (QSD) approach, and show how to derive the general master equations for the multilevel systems. In Sec. III, we apply the non-Markovian master equations to investigate two examples with some brief discus-

* yusui.chen@stevens.edu

† jqyou@csrc.ac.cn

‡ ting.yu@stevens.edu

sions on non-Markovian features. We conclude in Sec. IV.

II. EXACT NON-MARKOVIAN MASTER EQUATIONS

For a generic multilevel quantum system coupled to a zero-temperature bosonic environment, the total Hamiltonian is given by [11] (we set $\hbar = 1$)

$$\begin{aligned} H_{\text{tot}} &= H_s + H_{\text{int}} + H_b, \\ H_{\text{int}} &= L \sum_k g_k b_k^\dagger + L^\dagger \sum_k g_k^* b_k, \\ H_b &= \sum_k \omega_k b_k^\dagger b_k, \end{aligned} \quad (1)$$

where L is the Lindblad operator of the system, describing the coupling between the system and its environment. For a dissipative coupling, the Lindblad operator L contained in the usual form of interaction term is generally a ladder operator in the form of $L = \sum_n |n\rangle\langle n+1|$, which typically satisfies the following condition:

$$L^N = 0, \quad (2)$$

where the integer N is the number of energy levels. Note that b_k^\dagger (b_k) is the creation (annihilation) operator for the k th mode in the bosonic environment and g_k is the complex coupling constant between the system and the k th environment mode, described by the correlation function of the bath at zero temperature,

$$\alpha(t, s) = \sum_k |g_k|^2 e^{-i\omega_k(t-s)}. \quad (3)$$

In the QSD approach, the dynamics of quantum systems is described by a stochastic Schrödinger equation. The total state Ψ_{tot} for system and environment can be expanded in the basis of Bargmann coherent states $\Psi_{\text{tot}}(t) = \frac{1}{\pi} \int d^2z |z\rangle |\psi_t(z^*)\rangle$, where ψ_t is the stochastic wave function for the multilevel system. The formal QSD equation at zero temperature [23, 24] is

$$\begin{aligned} \partial_t \psi_t(z^*) &= (-iH_s + Lz_t^*) \psi_t(z^*) \\ &\quad - L^\dagger \int_0^t ds \alpha(t, s) \frac{\delta}{\delta z_s^*} \psi_t(z^*), \end{aligned} \quad (4)$$

where $z_t^* = -i \sum_k g_k z_k^* e^{i\omega_k t}$ is the complex Gaussian stochastic process with correlation function $\mathcal{M}[z_t^* z_s] = \alpha(t, s)$. The symbol $\mathcal{M}[\dots] = \int \frac{d^2z}{\pi} e^{-|z|^2} \dots$ means ensemble average operation over all possible stochastic trajectories z_t^* . The QSD equation may be numerically solved by introducing the so-called O operator: $O(t, s) \psi_t(z^*) = \frac{\delta}{\delta z_s^*} \psi_t(z^*)$, whose Markov limit is the Lindblad operator L . In most cases, the O operators contain complex components. In order to clearly show the structure of O

operator in the basis of noise, we expand the O operator and rewrite it in the form of

$$\begin{aligned} O(t, s) &= O_0 + \int_0^t ds_1 z_{s_1}^* \bar{O}_1(t, s, s_1) \\ &\quad + \iint_0^t ds_1 ds_2 z_{s_1}^* z_{s_2}^* \bar{O}_2(t, s, s_1, s_2) + \dots, \end{aligned} \quad (5)$$

where the terms O_j ($j = 0, 1, 2, 3, \dots$) are the operators according to the j th order of the noise. By consistency condition $\frac{\partial}{\partial t} \frac{\delta}{\delta z_s^*} \psi_t = \frac{\delta}{\delta z_s^*} \frac{\partial}{\partial t} \psi_t$, the O operator can be formally determined by its evolution equation,

$$\partial_t O = [-iH_s + Lz_t^* - L^\dagger \bar{O}, O] - L^\dagger \frac{\delta \bar{O}}{\delta z_s^*}, \quad (6)$$

where $\bar{O}(t, z^*) = \int_0^t ds \alpha(t, s) O(t, s, z^*)$. Based on the exact QSD equation (4), the reduced density matrix ρ_t is recovered from ensemble average over all trajectories. The formal master equation can be written as

$$\begin{aligned} \partial_t \rho_t &= -i[H_s, \rho_t] + LM[z_t^* P_t] - L^\dagger \mathcal{M}[\bar{O} P_t] \\ &\quad + \mathcal{M}[z_t P_t] L^\dagger - \mathcal{M}[P_t \bar{O}^\dagger] L, \end{aligned}$$

where $\rho_t = \mathcal{M}[|\psi_t(z^*)\rangle\langle\psi_t(z)|]$. We denote the stochastic reduced density matrix as $P_t = |\psi_t(z^*)\rangle\langle\psi_t(z)|$. By the Novikov theorem [?], the ensemble average can be calculated by $\mathcal{M}[z_t^* P_t] = \int_0^t ds \mathcal{M}[z_t^* z_s] \mathcal{M}[\frac{\delta}{\delta z_s} P_t]$. Since $|\psi_t\rangle$ is independent of noise z_t , we have $\mathcal{M}[\frac{\delta}{\delta z_s} P_t] = \mathcal{M}[P_t O^\dagger]$. Then the above formal master equation can be further written as

$$\partial_t \rho_t = -i[H_s, \rho_t] + [L, \mathcal{M}[P_t \bar{O}^\dagger]] - [L^\dagger, \mathcal{M}[\bar{O} P_t]]. \quad (7)$$

When the environment is Markov and the corresponding correlation function $\alpha(t, s) = \delta(t, s)$, then $\mathcal{M}[z_t^* P_t] = \mathcal{M}[P_t L] = \rho_t L$, and Eq. (7) is reduced to the master equation of the standard Lindblad form [2]. However, O operator generally contains noise in non-Markovian regime, so $\mathcal{M}[P_t \bar{O}^\dagger]$ cannot reduce to a simply form. By repeatedly using Novikov theorem, we can write the n th-order noise term as

$$\begin{aligned} &\mathcal{M}[z_{s_1} z_{s_3} \dots z_{s_{2n-1}} P_t] \\ &= \int_0^t ds_2 \alpha_{1,2} \mathcal{M}\left[(z_{s_3} \dots z_{s_{2n-1}}) \frac{\delta P_t}{\delta z_{s_2}^*} \right] \\ &= \int_0^t ds_2, \dots, ds_{2n} \left(\prod_{j=1}^n \alpha_{j,j+1} \right) \mathcal{M}\left[\left(\prod_{j=1}^n \frac{\delta}{\delta z_{s_{2j}}^*} \right) P_t \right], \end{aligned} \quad (8)$$

where $\alpha_{i,j} = \alpha(s_i, s_j)$. Next, by applying this inference of Novikov theorem on $\mathcal{M}[P_t \bar{O}^\dagger]$, we can have an infinite series of increasing power order of O operator and O^\dagger operator. Now let us recall the identity function of O operator in Eq. (6), the right side contains up to $(N-2)^{th}$ order of noise, while for the left side, the commutator

term $[L^\dagger \bar{O}_j, O_k]$ generates up to $(j+k)^{th}$ order of noise. Naturally, the two sides of Eq. (6) match with each other and construct a set of closed differential equations, which means that $\bar{O}_j O_k$ must go to zero if $j+k > N-2$. For these disappeared terms, we name them "forbidden conditions" [22]:

$$O_j O_k = 0, \quad (j+k > N-2). \quad (9)$$

Then it's easy to prove that the $\mathcal{M}[z_{s_1} z_{s_2} \dots z_{s_{2n-1}} P_t]$ must be a sum of finite terms. We will also have detailed discussion in the next part. If we denote $R(t) = \mathcal{M}[P_t \bar{O}^\dagger]$, the compact form of the exact master equation is written as

$$\partial_t \rho_t = -i[H_s, \rho_t] + [L, R(t)] + [L, R(t)]^\dagger. \quad (10)$$

III. TEMPORAL QUANTUM INTERFERENCE BASED ON THE EXACT MASTER EQUATIONS

A. Four-level atom model

The first model we consider as an example is the four-level atom model described by the total Hamiltonian in the same form as Eq. (1), with

$$\begin{aligned} H_s &= \sum_{m=1}^4 \omega_m |m\rangle \langle m|, \\ L &= \sum_{m=1}^3 \kappa_m |m\rangle \langle m+1|, \end{aligned} \quad (11)$$

where the operator $|m\rangle \langle m+1|$ is the ladder angular-momentum operator. It is obvious that $L^3 = 0$. Following the previous discussion in Sec. II, O operator contains up to second order of noise and is in the form of

$$\begin{aligned} O(t, s) &= O_0(t, s) + \int_0^t ds_1 z_{s_1}^* O_1(t, s, s_1) \\ &+ \iint_0^t ds_1 ds_2 z_{s_1}^* z_{s_2}^* O_2(t, s, s_1, s_2). \end{aligned} \quad (12)$$

Substituting this solution into Eq. (6), we have

$$\begin{aligned} \partial_t O_0(t, s) &= [-iH_s, O_0] - [L^\dagger \bar{O}_0, O_0] - L^\dagger \bar{O}_1(t, s), \\ \partial_t O_1(t, s, s_1) &= [-iH_s, O_1] - [L^\dagger \bar{O}_0, O_1] - [L^\dagger \bar{O}_1, O_0] \\ &\quad - 2L^\dagger \bar{O}_2(t, s, s_1), \\ \partial_t O_2(t, s, s_1, s_2) &= [-iH_s, O_2] - [L^\dagger \bar{O}_0, O_2] - [L^\dagger \bar{O}_1, O_1] \\ &\quad - [L^\dagger \bar{O}_2, O_0]. \end{aligned} \quad (13)$$

Meanwhile we have the boundary conditions for each term of O operator:

$$\begin{aligned} [L, O_0] &= O_1(t, s, t), \\ [L, O_1] &= 2O_2(t, s, t, s_1). \end{aligned}$$

Next, the ensemble average term $R(t)$ in the formal master equation (10) is

$$\begin{aligned} R(t) &= \rho_t \bar{O}_0^\dagger + \int_0^t ds_1 \alpha_{1,2} \mathcal{M}[z_{s_1} P_t] \bar{O}_1^\dagger \\ &+ \int_0^t ds_1 \alpha_{1,2} \mathcal{M}[z_{s_1} z_{s_2} P_t] \bar{O}_2^\dagger. \end{aligned} \quad (14)$$

By repeating applying Novikov's theorem (8), the two terms $\mathcal{M}[z_{s_1} P_t]$ and $\mathcal{M}[z_{s_1} z_{s_2} P_t] \bar{O}_2^\dagger$ can be extensively written in an infinite long series. However, with the criterion "forbidden conditions" (9), we have

$$\begin{aligned} &\mathcal{M}[z_{s_1} P_t] \bar{O}_1^\dagger \\ &= \int_0^t ds_2 \alpha_{1,2} O_0(t, s_2) \rho_t \bar{O}_1^\dagger \\ &+ \iiint_0^t ds_2 s_3 s_4 \alpha_{1,2} \alpha_{3,4} O_1(t, s_2, s_3) \rho_t O_0^\dagger(t, s_4) \bar{O}_1^\dagger, \end{aligned}$$

and

$$\begin{aligned} &\mathcal{M}[z_{s_1} z_{s_2} P_t] \bar{O}_2^\dagger \\ &= \iint_0^t ds_3 s_4 \alpha_{1,3} \alpha_{2,4} O_0(t, s_3) O_0(t, s_4) \rho_t \bar{O}_2^\dagger \\ &+ \iint_0^t ds_3 s_4 \alpha_{1,3} \alpha_{2,4} O_1(t, s_3, s_4) \rho_t \bar{O}_2^\dagger. \end{aligned}$$

Substituting these terms into Eq. (14), we obtain that

$$\begin{aligned} R(t) &= \rho_t \bar{O}_0^\dagger + \iint_0^t ds_1 ds_2 \alpha_{1,2} O_0(t, s_2) \rho_t \bar{O}_1^\dagger(t, s_1) \\ &+ \iiint_0^t d\bar{s} \alpha_{1,2} \alpha_{3,4} O_1(t, s_2, s_3) \rho_t O_0^\dagger(t, s_4) \bar{O}_1^\dagger(t, s_1) \\ &+ \iiint_0^t d\bar{s} \alpha_{1,3} \alpha_{2,4} O_0(t, s_3) O_0(t, s_4) \rho_t \bar{O}_2^\dagger(t, s_1, s_2) \\ &+ \iiint_0^t d\bar{s} \alpha_{1,3} \alpha_{2,4} O_1(t, s_3, s_4) \rho_t \bar{O}_2^\dagger(t, s_1, s_2), \end{aligned} \quad (15)$$

where $d\bar{s}$ denotes the integral elements $ds_1 ds_2 ds_3 ds_4$. The exact non-Markovian master equation for four-level system is determined as the same form as in Eq. (10).

In order to simplify the numerical simulation, we choose Ornstein-Uhlenbeck correlation function, $\alpha(t, s) = \frac{\gamma}{2} e^{-\gamma|t-s|}$, for the advantage of showing the transference between Markov ($\gamma \rightarrow \infty$) and non-Markovian (γ is small) process. However, it needs to point out that, in our general derivation, the correlation function is arbitrary.

As shown in Fig. 1, the time evolution of population and coherence is significantly different in Markov and non-Markovian regime. Our result clearly reveals that the decay speed of population is much slower in non-Markovian regime than in Markov limit, and the decay behavior of interference is similar. As expected, the revival behavior is discovered in the non-Markovian regime.

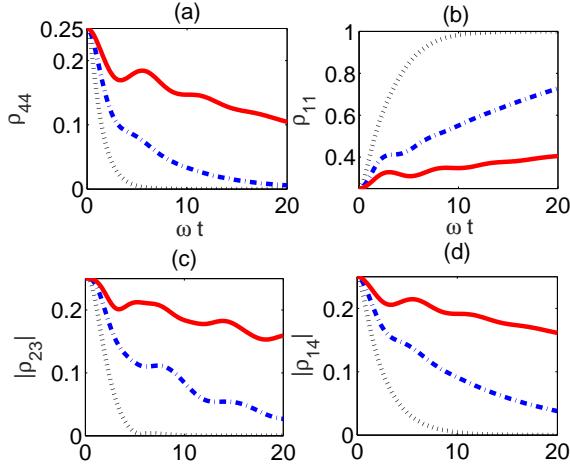


FIG. 1. (Color online) Non-Markovian evolution of four-level atom. The initial state is set as $|\psi\rangle_0 = (|1\rangle + |2\rangle + |3\rangle + |4\rangle)/2$. We show the population of highest level (a) and ground level (b), also the coherence of $|\rho_{23}|$ (c) and $|\rho_{14}|$ (d). The solid (red) curve is for $\gamma = 0.2$, dash-dotted (blue) is for $\gamma = 0.5$ and dotted (black) is for $\gamma = 2$.

B. Quantum Interference

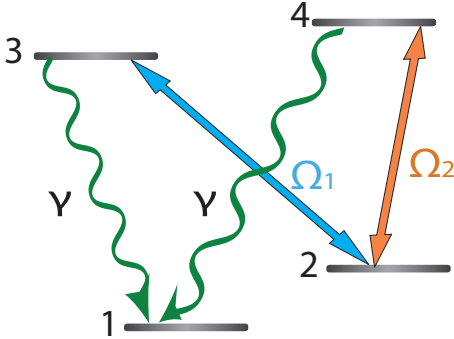


FIG. 2. Schematic diagram of quantum interference model, which shows the two upper level ($|4\rangle$, $|3\rangle$) coupled to the intermediate level ($|2\rangle$) with Rabi frequency Ω_1 and Ω_2 , and decaying to ground state ($|1\rangle$).

Quantum interference in multilevel system leads to many interesting effects, such as quantum absorption reduction and cancellation [4]. Here in this section, we consider a four-level system as shown in Fig. 2. The

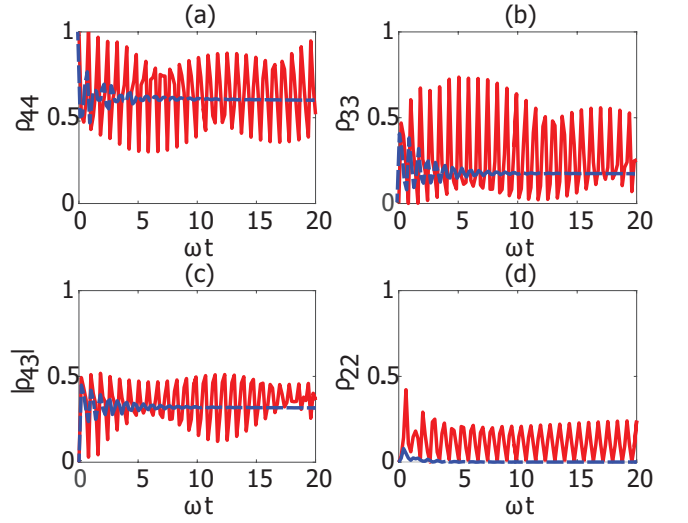


FIG. 3. (Color online) Time evolution of population of $|4\rangle$, $|3\rangle$, $|3\rangle$ and coherence $|\rho_{43}|$ between $|4\rangle$ and $|3\rangle$. Initial state is set as $|4\rangle$. The constants are set as: $\omega_4 - \omega_3 = \omega$, $\Omega_1 = 5\omega$, $\Omega_2 = 2\Omega_1$, $\mu = 2\omega$, $\kappa = 2$. Take comparison for two γ values. (1) $\gamma = 0.5$, solid (red), (2) $\gamma = 10$, dashed (blue).

Hamiltonian can be written as,

$$\begin{aligned}
 H_{\text{tot}} &= H_s + H_{\text{int}} + H_b, \\
 H_s &= \sum_{m=1}^4 \omega_m |m\rangle\langle m| + (\Omega_1 e^{-i\mu t} |3\rangle\langle 2| + h.c.) \\
 &\quad + (\Omega_2 e^{-i\mu t} |4\rangle\langle 2| + h.c.), \\
 H_{\text{int}} &= \sum_k \sum_{j=3,4} g_k |j\rangle\langle 1| b_k + h.c., \\
 H_b &= \sum_k \omega_k b_k^\dagger b_k,
 \end{aligned}$$

where the $\Omega_{1(2)}$ is the Rabi frequency of the driving field for transition between $|4(3)\rangle$ and $|2\rangle$ (see Fig.2). There are two decay channels for spontaneous emission. The decaying constant between the system and k^{th} mode in environment is g_k . Thus, the Lindblad operator for this system is written as

$$L = |1\rangle\langle 3| + \kappa |1\rangle\langle 4|,$$

where κ is the ratio of decaying constants between these two channels. It is easy to prove that this model satisfies the ‘‘forbidden condition’’ and $L^3 = 0$. Because the dissipative channels are independent of the driving field, we can apply the results in Eq. (3) for O operators and the exact master equation in (10) directly for numerical simulation to study the quantum interference under the external field control.

In Figs. 3 and 4, time evolution of the population of level 2, level 3 and level 4 and the coherence of the upper two levels are shown. By choosing different decay rate γ in the Ornstein-Uhlenbeck correlation function $\frac{\gamma}{2} e^{-\gamma|t-s|}$, the short-time evolution in Markov regime

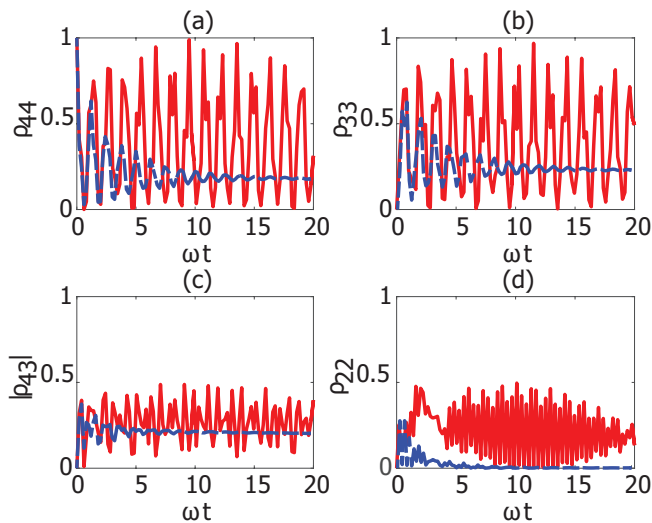


FIG. 4. (Color online) Time evolution of population of $|1\rangle$, $|2\rangle$, $|3\rangle$ and coherence $|\rho_{43}|$ between $|4\rangle$ and $|3\rangle$. Initial state is set as $|4\rangle$. The constants are set as: $\omega_4 - \omega_3 = \omega$, $\Omega_1 = \Omega_2 = 5\omega$, $\mu = 2\omega$, $\kappa = 1$. Take comparison for two γ values. (1) $\gamma = 0.5$, solid (red), (2) $\gamma = 10$, dashed (blue).

and in non-Markovian regime is compared. With our exact master equation, numerical simulation shows that the population of the upper two levels are swapping in a high frequency, when $\gamma = 0.5$ (the red solid line), a typical non-Markovian regime. At the same time, the average population of the highest level 4 fluctuates between the range from 0.4 to 1. While in the Markov regime, $\gamma = 10$ (blue dashed line), the population quickly decays to a steady state. Because of the real decay rate we used in the simulation, Ornstein-Uhlenbeck noise's long-time limit is same as its Markov limit. However, as we emphasized in the beginning, many devices, for instance high-Q cavities, do not satisfy the Markov environment assumption. For example, a visible light laser pulse can easily lasts in a high-Q cavity longer than 20 femtosecond scale before achieving a steady state. Otherwise, the measurement on the system would lead to a large volatility.

The second conclusion is the population inverse only happens in the level 4 and level 3 under some particular conditions. In Fig. 4, two parameters are changed, $\Gamma_2 = \Gamma_1$ and $\kappa = 1$. The populations of level 4 and level 3 of the steady state are close to each other. Although the conditions of population inverse was mentioned in [4], the discussion was based on the spectral density analysis and Markov assumption. Our exact master equation approach supplies a alter way to study the steady state of the system under arbitrary environmental spectrum.

In order to study the influence of the parameters to the steady state, we simulate the steady state populations of level 4 and level 3 under different κ and the ratio Ω_2/Ω_1 . In Fig. 5, the strongest population inverse happens around the ratio $\Omega_2/\Omega_1 = 2.5$ and the population of level 4 reaches the maximal value as 0.65. While in

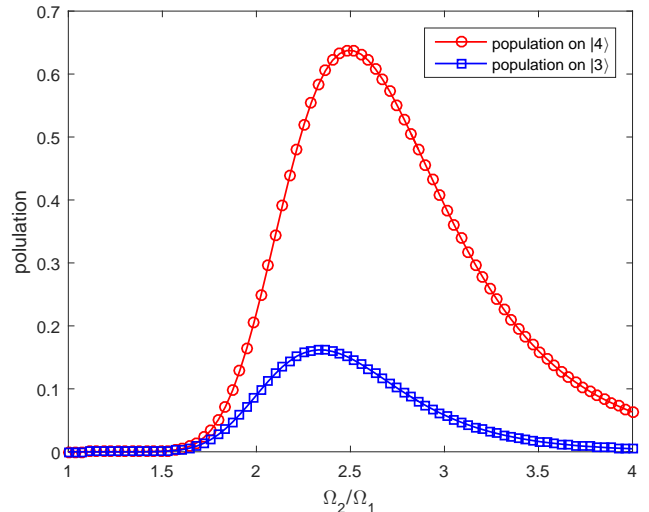


FIG. 5. (Color online) The population of $|4\rangle$ (red-circle), $|3\rangle$ (blue-square) at long time limit depending on the ratio of Ω_2/Ω_1 . Initial state is set as $|4\rangle$. The constants are set as: $\mu = 2\omega$, $\kappa = 2$.

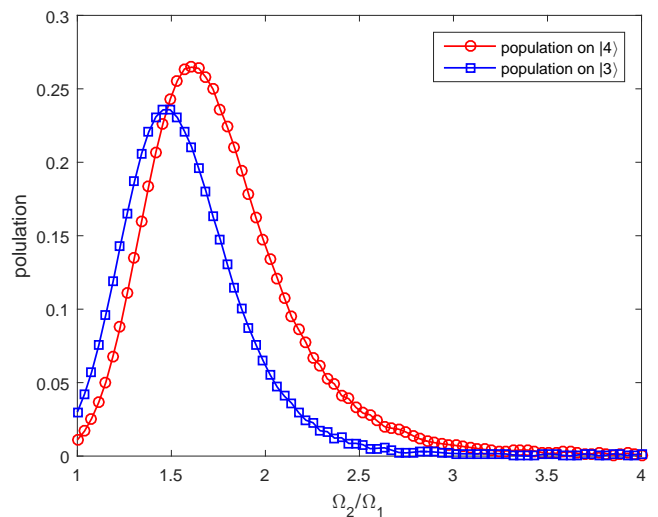


FIG. 6. (Color online) The population of $|4\rangle$ (red-circle), $|3\rangle$ (blue-square) at long time limit depending on the ratio of Ω_2/Ω_1 . Initial state is set as $|4\rangle$. The constants are set as: $\mu = 2\omega$, $\kappa = 1$

Fig. 6, the population inverse only happens when the ratio $\Omega_2/\Omega_1 > 1.5$ and the steady populations of level 4 and level 3 are both close to 0.25, once κ is changed from 2 to 1. With our master equation approach, the temporal control on multi-level systems can be simulated under considering any parameters in the set up and arbitrary environmental spectrum.

IV. CONCLUSION

In summary, we demonstrate the interesting quantum interference patterns induced by the non-Markovian environment with the aid of the exact master equation for the multilevel systems. Several interesting examples are used to show how quantum memory affects system's dynamics, and in each case, we have shown that the exact master equations can play a very important role in exploring non-Markovian open system dynamics and quantum control. One important feature illustrated by the exact master equations in each case is that quantum interference can be investigated in all the physically interesting

scales ranging from short-time limit to the long-time limit which is typically described by a Markov master equation. A future work along this line of research will be the detailed study of quantum interference and quantum control of multilevel systems coupled to a super-ohmic or sub-ohmic environment.

ACKNOWLEDGMENTS

We acknowledge grant support from the NSF PHY-0925174. J.Q.Y. is supported by the National Key Research and Development Program of China (Grant No. 2016YFA0301200), the NSFC (Grant No. 11774022), and the NSAF (Grant No. U1530401).

-
- [1] H. P. Breuer, F. Petruccione, *Theory of Open Quantum Systems* (Oxford. New York, 2002).
 - [2] C. W. Gardiner and P. Zoller, *Quantum Noise* (Springer-Verlag, Berlin, 2004).
 - [3] H. M. Wiseman and G. J. Milburn, Phys. Rev. Lett. **70**, 548 (1993).
 - [4] S. Y. Zhu and M. O. Scully, Phys. Rev. Lett. **76**, 388 (1996).
 - [5] A. C. Doherty, S. Habib, K. Jacobs, H. Mabuchi, and S. M. Tan, Phys. Rev. A **62**, 012105, (2000).
 - [6] H. Rabitz, R. de Vivie-Riedle, M. Motzkus, and K. Kompa, Science **288**, 824 (2000).
 - [7] G. S. Uhrig, Phys. Rev. Lett. **98**, 100504 (2007).
 - [8] A. Vaziri, G. Weihs, and A. Zeilinger, Phys. Rev. Lett. **89**, 240401 (2002).
 - [9] J. Claudon, F. Balestro, F. W. J. Hekking, and O. Buisson, Phys. Rev. Lett. **93**, 187003 (2004).
 - [10] L. Viola, E. Knill, and S. Lloyd, Phys. Rev. Lett. **82**, 2417 (1999).
 - [11] T. Pellizzari, S.A. Gardiner, J.I. Cirac, and P. Zoller, Phys. Rev. Lett. **75**, 3788 (1995).
 - [12] X. Wang, A. Miranowicz, Y. X. Liu, C. P. Sun, and F. Nori, Phys. Rev. A **81**, 022106 (2010); J. Ma, Z. Sun, X. Wang, and F. Nori, Phys. Rev. A **85**, 062323 (2012).
 - [13] M. J. Kastoryano, M. M. Wolf, and J. Eisert, Phys. Rev. Lett. **110**, 110501 (2013).
 - [14] T. Yu and J. H. Eberly, Phys. Rev. Lett. **93**, 140404 (2004).
 - [15] B. L. Hu, J. P. Paz, Y. Zhang, Phys. Rev. D **45**, 2843 (1992).
 - [16] J. P. Paz and A. J. Roncaglia, Phys. Rev. Lett. **100**, 220401 (2008).
 - [17] W. T. Strunz and T. Yu, Phys. Rev. A **69**, 052115 (2004).
 - [18] T. Yu and J. H. Eberly, Phys. Rev. B **68**, 165322 (2003).
 - [19] J.S. Xu, C. F. Li, M. Gong, X. B. Zou, C.H. Shi, G. Chen, and G. C. Guo, Phys. Rev. Lett. **104**, 100502 (2010).
 - [20] A. Z. Chaudhry and J. Gong, Phys. Rev. A **85**, 012315(2012).
 - [21] T. Ma, Y. Chen, T. Chen, S. Hedemann and T. Yu, Phys. Rev. A **90**, 042108 (2014).
 - [22] Y. Chen, J. Q. You and T. Yu, Phys. Rev. A **90**, 052104 (2014).
 - [23] L. Diósi and W. T. Strunz, Phys. Lett. A **235**, 569 (1997).
 - [24] W. T. Strunz, L. Diósi and N. Gisin, Phys. Rev. Lett. **82**, 1801 (1999).
 - [25] J. Jing and T. Yu, Phys. Rev. Lett. **105**, 240403 (2010).
 - [26] J. Jing, X. Zhao, J. Q. You and T. Yu, Phys. Rev. A **85**, 042106 (2012).
 - [27] J. Jing, X. Zhao, J. Q. You, W. T. Strunz and T. Yu, Phys. Rev. A **88**, 052122 (2013).
 - [28] T. Yu, L. Diósi, N. Gisin, and W. T. Strunz, Phys. Rev. A **60**, 91 (1999).
 - [29] T. Yu, Phys. Rev. A **69**, 062107 (2004).
 - [30] S. Maniscalco and F. Petruccione, Phys. Rev. A **73**, 012111 (2006).
 - [31] K. L. Liu and H. S. Goan, Phys. Rev. A **76**, 022312 (2007).