

Online Motion Generation with Sensory Information and Instructions by Hierarchical RNN

Kanata Suzuki

Artificial Intelligence Laboratories
Fujitsu Laboratories LTD., Kanagawa, Japan
suzuki.kanata@jp.fujitsu.com

Hiroki Mori

Department of Intermedia Art and Science, School of Fundamental Science and Engineering
Waseda University, Tokyo, Japan
mori@idr.ias.sci.waseda.ac.jp

Tetsuya Ogata

Department of Intermedia Art and Science, School of Fundamental Science and Engineering
Waseda University, Tokyo, Japan
and Artificial Intelligence Research Center, Tsukuba, Japan
ogata@waseda.jp

Abstract: This paper proposes an approach for robots to perform co-working task alongside humans by using neuro-dynamical models. The proposed model comprised two models: an Autoencoder and a hierarchical recurrent neural network (RNN). We trained hierarchical RNN with various sensory-motor sequences and instructions. To acquire the interactive ability to switch and combine appropriate motions according to visual information and instructions from outside, we embedded the cyclic neuronal dynamics in a network. To evaluate our model, we designed a cloth-folding task that consists of four short folding motions and three patterns of instruction that indicate the direction of each short motion. The results showed that the robot can perform the task by switching or combining short motions with instructions and visual information. We also showed that the proposed model acquired relationships between the instructions and sensory-motor information in its internal neuronal dynamics.

Keywords: Humanoid Robot, Deep Learning, Hierarchical RNN

1 Introduction

Robots increasingly coexist with humans, and are expected to work alongside them in daily life and work spaces. In such a scenario, humans and robots share common work, and humans give instructions to robots. This situation will become increasingly common owing to the declining birthrate and aging society in many countries around the world. Design-based [1][2] and learning-based methods [3][4] that enable robots to perform various tasks have been proposed in previous works. However, there are several challenges in performing daily tasks with a co-worker. Daily tasks are highly complicated and can be represented using various patterns in terms of the sensory information that robots acquire. Humans can unconsciously process high-dimensional data, such as vision, audio, and language, to complete tasks [5][6], but it is nearly impossible to replicate this using existing pre-design methods [2]. Hence, a learning-based approach is needed. In addition, daily tasks consist of some short motions and can be represented in terms of patterns of combination of the motions. Based on the instructions provided by a co-worker, robots must switch the short motions the robot has already acquired. This is important because the range of motions required becomes enormous when the tasks become more complicated.

Switching a robot’s motion in a real environment is also difficult to realize. Assuming that a robot works by receiving instructions from outside in a real environment, we must consider the construction of an interaction. To co-work with humans, a robot must generate motions that correspond to the received instructions. Therefore, the system processing must keep up with the speed of the co-worker. In addition, mapping between the symbolic and real world is a complex and dynamical system. In a common task, instructions to workers do not explicitly indicate the details of their actions in most cases. For example, when a human asks a robot ”bring me that cup,” the robots must choose which part of the cup it should hold based on the visual information, and the effect of its motion should change depending on the shape of the object. Hence, robots must learn the relationships between instructions and sensory information.

In this paper, we present a new learning-based approach that uses deep neural network (DNN) and hierarchical recurrent neural network (RNN) to design a robot that can automatically perform tasks by integrating instructions and sensory-motor information. The model acquires its dynamics in its hierarchical structure from task experiences. Furthermore, we introduced direction phases to the RNN to model an interactive system. To evaluate our model, we designed a cloth-folding task. In the task sequence, the robot performs short folding motion four times (folds both sleeves of a cloth, and folds the cloth in half two times). We assigned three patterns of outside signal as an instruction for these four motions based on its folding directions (In this study, we dealt with only three patterns: ”Right,” ”Left,” and ”Up”). These signals were inputted to the model at the beginning of each short folding motion. These instructions are ambiguous for the robot in terms of task instruction. For example, the model was given an input the ”Left” signal when the robot folded the sleeve of the clothes toward left, and also when the robot folded clothes half toward left. The proposed model enabled the robot to switch its motion immediately, and also perform appropriate task online by modifying its motion from visual information captured from its mounted-camera. Although it makes little sense to change the order of folding clothes, this study takes this up as a basic function for future research. Switching motions without detailed outside signals is an important issue to consider for a robot in a real environment. It is expected that our model can be applied to various tasks.

2 Related Works

In past researches, complicated tasks such as wiring cables [7][8], picking objects [4][9] and folding clothes [1][10][11] have been studied. Although these studies enabled the robot to perform such tasks by various approaches, the only focused on performing a specific task. If the order of motions in the task changed depending on the circumstances, the model must be redesigned. Many learning-based methods allow automated acquisition of robotic motion skills. Recently, deep neural network (DNN) has attracted attention because of its use in various fields, such as image recognition [12]. This technique can be used to integrate multiple sensory information by end-to-end learning. In cognitive robotics, there are studies on integrating multiple modalities, such as visual information, sensory-motor signals, and audio information [13]. This approach is important to learn relationships of robot’s body and the sensor information in a real environment (sensory-motor information). Particularly, deep reinforcement learning (RL) is being investigated. The guided policy search method, a deep reinforcement learning method for robotics, can learn a trajectory policy and robot arm actuator torque signals from a camera image directly [3][14]. These approaches represent promising methods to perform a specific task with sufficient accuracy. They can also be extended for use in multi-task learning if the tasks are very similar. However, these studies do not consider switching phase. Thus, it is difficult use these to co-work and switch motions in a real environment.

With regard to interactive systems in robotics, RNN has also been used to acquire their own language through sensory-motor learning [15][16][17]. Yamada et al. [18] used a RNN that self-organized cyclic attractors reflecting semantic structure and represented interaction flows using its internal dynamics. However, it used object color centroids as visual information input. Thus, this method cannot handle complicated objects in a real environment. In addition, these studies only focused on expressing the semantic relationship acquired by a model, and could not generate long sequential tasks using a robot that has high-dimensional degrees of freedom.

In this study, we present a novel method for online motion generation with using DNNs (an Autoencoder and a hierarchical RNN). To overcome the problems discussed above, we focus on the effects of the neuronal dynamics of hierarchical RNN acquired from sensory-motor experiences. In the training phase, we gave the model outside signals as a instruction. We embedded short motions

of the task sequence as cyclic neuronal dynamics in the lower layer of the network by introducing the "direction phases" for waiting instructions for switching robot's motion. The higher layer learns the relationship of outside signals and visual information. The key contribution of our method is the robot interactive ability to switch and combine appropriate motions according to instructions and visual information. We also show that the model acquired relationships of these information by visualizing the internal dynamics of the network during the task sequence. By using this approach, robots can perform tasks by switching or combining short motions without detailed instructions.

3 Proposed Model

We present learning-based approach that uses two DNNs (an Autoencoder and a hierarchical RNN). Before describing the training phase, we describe the technique used to collect the target task sequences for training the network. We collected training sequences by operating the robot and performing motion capture [19]. This teaching method may be applied to various tasks and a non-backdrivable robot such as an industrial robot. Collected task sequences include raw images, joint angles, gripper signals. The proposed model is shown in Fig. 1. In the training phase, we trained Convolutional Autoencoder (CAE) using the image dataset of training sequences to extract image feature vectors. After training CAE, we trained Multiple Time-scale Recurrent Neural Network (MTRNN) using the data on joint angles, gripper signals, image feature vectors, and outside signals. Here, outside signals were expressed as vectors that take a value of 1.0 or 0.0. These signals are quite simple. We did not encode human instructions, instead we prepared it temporarily as a input to the model.

3.1 Behavior Learning with two DNNs

In this subsection, we describe our learning process in detail. The structure of our method is outlined in Fig. 1. We constructed the following two neural networks: (a) Convolutional Autoencoder (CAE) for unsupervised feature learning, and (b) Multiple Time-scale Recurrent Neural Network (MTRNN) for integrating the outside signals and sensory-motor experiences.

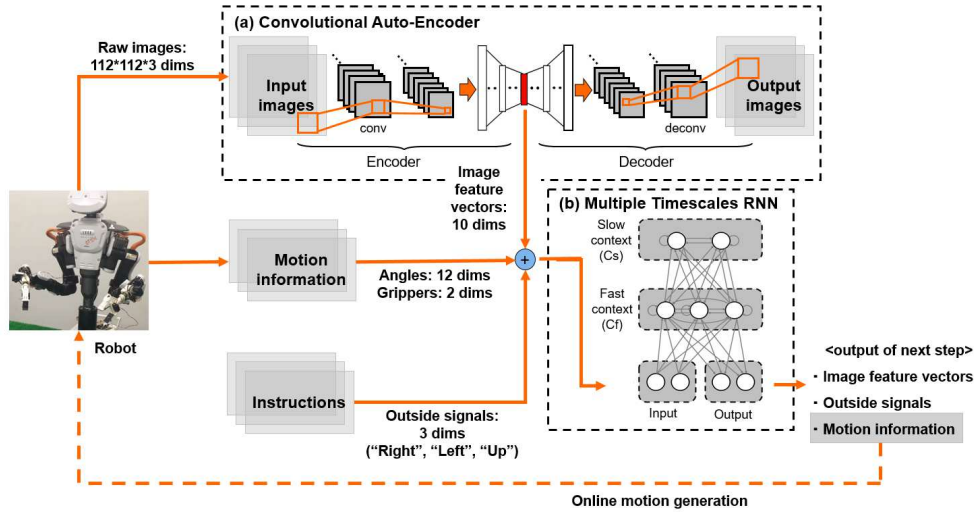


Figure 1: The overview of proposed model with two DNNs: (a) CAE and (b) MTRNN.

1. CAE: First, we describe image representation learning using CAE that comprises an autoencoder, convolutional layers, and deconvolutional layers. The autoencoder, proposed by Hinton et al. [20], defines a sandglass-type multilayered fully-connected neural network (the number of n -th layer neurons satisfy $D_n > D_{n+1}$ in the input layer to the middle layer, and $D_n < D_{n+1}$ in the middle layer to the output layer). By training the autoencoder to provide output values that are equal to the input values, feature vectors can be extracted at a central hidden layer. These encoded feature vectors can represent the state of an input data and provide high-dimensional input information with fewer dimensions. In the proposed model, we applied convolutional layers and deconvolutional layers near

the input and output layers, respectively. A convolutional layer can handle considerably more input dimensions than a fully-connected neural network with fewer parameters [12]. This enhances the image processing performance by extracting data to different levels of feature maps, from edges to partial parts of the image. A deconvolutional layer is used to reconstruct images from feature maps [21]. Thus, the CAE can handle high-dimensional input to small feature vectors and reconstruct the output.

In this study, we applied CAE for extracting low-dimensional image feature vectors from high-dimensional raw images. The structure of CAE is shown in Fig. 1 and Table 1. The network is composed of five encoder layers and five decoder layers. The encoder starts with three convolution layers, and the last convolution layer is followed by two fully-connected layers, which of sizes are 1000 and 10. The decoder consists of two mirrored fully-connected layers followed by three deconvolution layers. ReLU activation function [22] and batch normalization [23] were used in each layer. We trained CAE using sequential images acquired from a robot-mounted camera. The target of each input image is the original input data, and the mean square error (MSE) is used to modify the parameter of CAE by using back-propagation method with Adam optimization [24]. After this training, MTRNN is trained using data sequences that have dimensionally compressed image feature vectors, signals from human, time series of joint angles, and gripper signals.

Table 1: Detailed structured of CAE

CAE	DIMS
convolution*	input@3chs - conv@64chs - conv@32chs - conv@16chs -
fully-connected	- 1000 - 10 - 1000 -
deconvolution*	- dconv@16chs - dconv@32chs - dconv@64chs - output@3chs

* all conv and deconv filter are stride: 2, padding: 1

2. MTRNN: Next, we describe the MTRNN proposed by Yamashita et al. [25]. We implemented this model to learn the relationship between the sensory-motor sequences (joint angles, gripper signals, image feature vectors, and outside signals). MTRNN is a neuro-dynamical model in cognitive robotics, which is used as a generation system to predict the next state from the current state. It is composed of three types of neurons: input-output (IO) neurons, fast context (C_f) neurons, and slow context (C_s) neurons. Each type of neurons has a different time constant value. Because of the difference between these values, the dynamics of trained sequences are effectively memorized as a combination of fast changing dynamics in the C_f neurons that have smaller constant value, and slow changing dynamics in the C_s neurons that have a larger constant value (Fig. 2). In forward dynamics, the internal and output value of each i -th neuron at step t , $u_i(t)$ and $y_i(t)$, are calculated as:

$$u_i(t) = \left(1 - \frac{1}{\tau_i}\right) u_i(t-1) + \frac{1}{\tau_i} \left[\sum_{j \in N} w_{ij} x_j(t-1) \right] \quad (1)$$

$$y_i(t) = \text{sigmonid}(u_i(t)) = \frac{1}{1 + \exp(-u_i(t))} \quad (2)$$

where τ_i is the time constant of the i -th neuron, $x_j(t)$ is the input value of the i -th neuron from the j -th neuron, w_{ij} is the weight value of the i -th neuron from the j -th neuron, and N is the number of neurons connecting to the i -th neuron. Activities of the neurons are decided not only based on the inputs but also by the past history of a neural state. As the time constant value becomes larger, the amount of neuron changes becomes smaller. Thus, it is possible to learn by hierarchizing the primitives and dynamics of the trained sequence.

During the MTRNN learning phase, learning parameter w and initial value of the slow context neurons $C_s(0)$, are updated using a back propagation through time (BPTT) algorithm [26]. The updated parameters of the $n+1$ -th iteration θ_{n+1} is decided by minimizing the training error E .

$$\theta_{n+1} = \theta_n - \alpha \frac{\partial E(\theta_n)}{\partial \theta_n} \quad (3)$$

where α is the training coefficient updated by Adam optimization [24], and the MSE is used for E .

The detailed parameters of the MTRNN are shown in the right part of Fig. 2. The MTRNN has three layers, and C_f neurons are connected to IO neurons and C_s neurons, respectively. The rate of time constants τ of IO , C_f , and C_s were set to 1, 5, and 70, respectively. The number of neurons of IO , C_f , and C_s were set to 27, 80, and 20, respectively. We searched and determined these parameters based on previous research using the MTRNN [27][28].

In the proposed model, we utilized MTRNN to model behaviors where motions, visual information, and outside signals are combined as the input and output. Its hierarchical structure is important for acquiring the neuronal dynamics we need. When inputting information to the MTRNN, the C_f neurons integrate information on the raw data level. As described above, C_f neurons memorize the immediate the dynamics with high dependence on input information. We formed the phase for switching motions by outside signals into the dynamics of C_f neurons. This phase is described in the next subsection. Then, they the information is propagated to the C_s neurons. Here, C_s neurons have the primitive dynamics of trained sequences as input, and they memorize the transition process of the sequences that combined their inputs. In this study, the neurons have comprehensive information about task sequences, such as the order of outside signals, and transition process of visual information. When generating motions, the MTRNN predicts the detailed joint angle sequence and gripper signals of various motions through context neurons.

3.2 Direction Phase and Online Motion Generation

In this subsection, we describe the procedure followed for switching motions by outside signals, and how the network acquires the dynamics for switching. To switch the dynamics of the network, the network must have a phase that can be branched by an input information. A visualization of our idea is shown in the left part of Fig. 2. We embed the mechanism that retracts the internal state of the C_f neurons to a certain state. We designed training sequences to have a waiting phase at the beginning of each short motion. We call this phase "direction phase (DP)." During these direction phases, the robot maintains a certain position. If a task sequence is composed of three short motions (A-C), training sequence has three direction phases ($DP \rightarrow A \rightarrow DP \rightarrow B \rightarrow \dots$). The model takes input as outside signals while these direction phases. As mentioned in the beginning of this section, outside signals are simple vectors input to the MTRNN in the same way as other information. Outside signals are 1.0 during the direction phase, and 0.0 during the behavior phase in which the robot performs a short motion. Owing to these explicit direction phases, the network has the section that input information other than outside signals are constant. These short sections affect the C_f neurons that memorize primitive dynamics. Consequently, the internal state of C_f neurons retract to a certain state at direction phase. Because the C_f neurons react to input information immediately, neurons memorize short motions individually and the MTRNN can switch its dynamics interactively by inputting outside signals.

The trained models are used with real-time sensory-motor information to make the robot perform a task. The flow of our system in the generation phase is shown in Fig 1. While generating motion, the robot-mounted camera image is inputted to CAE, which encode images into image feature vectors. After combining these vectors with joint angles, gripper signals, and outside signals, they are input to the MTRNN. Because of the acquired dynamics that represent the relationship of sensory-motor information, the MTRNN predicts appropriate output for a real environment from visual information. The joint angles and gripper signals predicted by the MTRNN are inputted to the robot as a command for next position. This feed-forward process is conducted fast enough for performing the task. When the direction phase is obtained while generating motion, we input outside signal to the model manually.

4 Experimental Setup

To evaluate our method, we demonstrated the cloth-folding task using an industrial humanoid robot, Nextage [29]. The robot has two non-backdrivable six DOF arms and grippers. It captures $112 \times 112 \times 3$ pixels (total 37,632 pixels) RGB images from its mounted-camera. We operated the robot using motion capture[?] to collect training task sequences. The example of task sequence is shown in Fig. 3. A short-sleeved shirt is placed in front of the robot. The task sequence is composed of four folding motions (stage 1 - stage 4). At stage 1, the robot folds one of the sleeve of the cloth, and folds the other sleeve at stage 2. After folding both sleeves, the robot folds in half from bottom

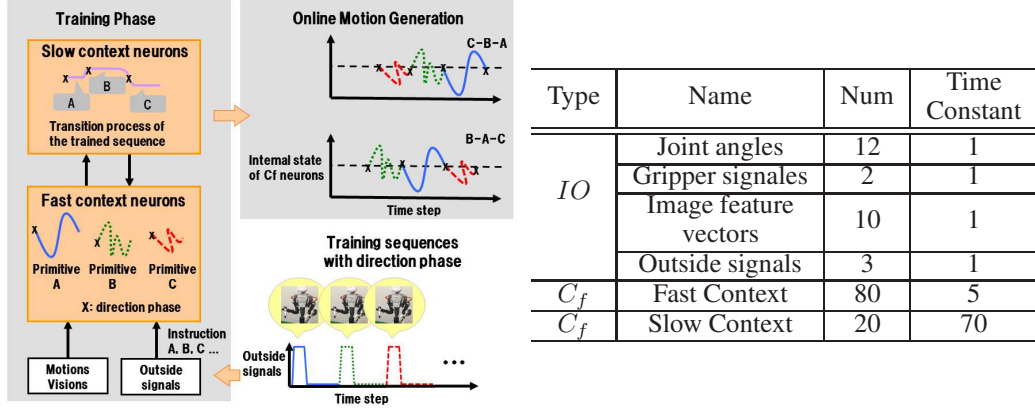


Figure 2: The overview of the dynamics MTRNN acquired, and detailed parameters of MTRNN.

to up direction at stage 3. The robot folds the cloth in half again at stage 4. At stage 4, there are two possible direction for the folding motion, toward right or left. Each folding motion corresponds to short motion we discussed. Outside signals are given according to the direction of folding motion. In this study, there are three kind of possible patterns of the direction of folding motion, "Right," "Left," and "Up". The values are $[1,0,0]$, $[0,1,0]$, $[0,0,1]$ for Right, Left, and Up outside signals, respectively. For example, in the motion behavior of pattern 1 in Fig. 3, outside signals were same at stage 1 and stage 4. During online motion generation, the robot is commanded by outside signals at the beginning of each folding motion (direction phase). Each direction phase comprises 20 steps. After receiving the signals, the robot begins to generate short folding motion.

There are some possible patterns in the cloth-folding task. In our experimental setting, we designed four possible patterns of the order of folding motions as shown in Fig. 3 (pattern 1: $R \rightarrow L \rightarrow U \rightarrow R$, pattern 2: $R \rightarrow L \rightarrow U \rightarrow L$, pattern 3: $L \rightarrow R \rightarrow U \rightarrow R$, and pattern 4: $L \rightarrow R \rightarrow U \rightarrow L$). To evaluate the effectiveness of our model, we evaluated the generalization ability of the model based on the following two points. First, we evaluated the interactive ability for switching short motions according to the outside signals. As training sequences, we used patterns 2, 3, and 4. Pattern 1 was used as a test sequence. The test sequence comprised a combination of pattern 2 and pattern 3. To complete the task, the network had to demonstrate the ability of switching short motion. In addition, to evaluate the generalization performance of the proposed model, we placed the shirt in four positions for each sequence pattern. We used two positions that were between the training positions as the test positions; this is shown in Fig. 3. The robot generated untrained pattern sequence (pattern 4) for all object positions (object position 1 - 6). Hence, we trained our model with 12 sequence dataset (3 task sequence patterns \times 4 object positions), and test 6 cases (1 task sequence patterns \times 6 object positions). Each short folding motion has 152 steps that consist of a direction phase (20 steps) and a behavior phase (132 steps). The input values are scaled within the limits 0.0 to 1.0. The total number of steps involved in the folding of the clothes four times is 608, and the time taken is approximately 176 s. In the learning phase, CAE extracts 10-dimensional image feature vectors from the raw images. Therefore, the MTRNN has 27-dimensional input and output neurons (12 joint angles, 2 gripper signals 10 image feature vectors, and 3 outside signals).

5 Experimental Results and Discussion

5.1 Online Motion Generation and Interactive Ability

First, we verified the performance of the trained model through online generation. As an example, the generated untrained pattern sequences (pattern 4) for an untrained object position (position 2) are shown in Fig. 4. Our model exhibited appropriate behavior by receiving outside signals and visual information. The task performance speed is important for working together efficiently with a co-worker. In our method, because the models need only forward calculation to predict the next state during online generation, the task performance speed was the same as that for the training sequences. We also generated untrained sequences for each object position. In all the generated

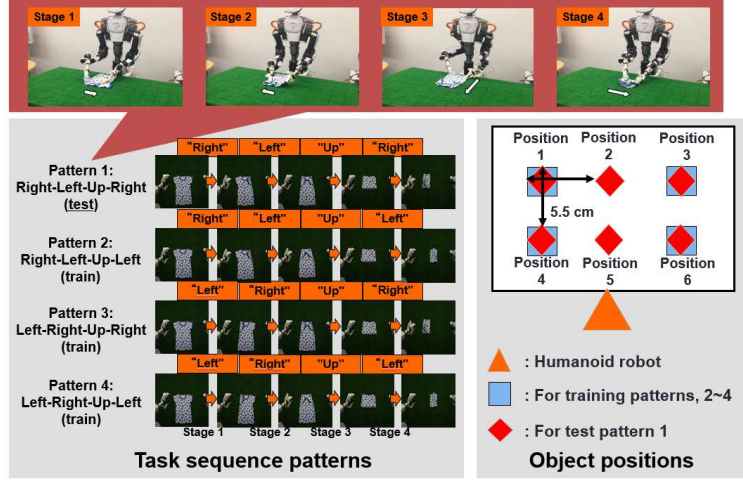


Figure 3: Before starting each short motion, the robot receives a outside signal, "Right," "Left," or "Up." We designate each folding motion as stage 1 to 4.

sequences, the robot could switch and combine motions to generate appropriate behavior. MSE per joint angles per step averaged over all the untrained pattern sequences (pattern 4) for untrained object positions (positions 2 and 4) was 0.00331. This value corresponds to the error of 1.63 cm of the arm-tip position for grabbing the object. Although this is the worst result among all the generated sequences we tried, it is almost same as the correct behavior. Hence, the robot could perform task successfully for untrained pattern sequences or untrained object positions. In addition, the variety of training dataset for object position is quite few in this study. Therefore, the result may improve if we increase the number of training sequences.

To confirm the interactive ability of our model, we conducted principal component analysis (PCA) on the internal state of the C_f neurons of MTRNN. First, we visualized the average trajectory of the untrained sequences (pattern 4) by projecting them onto the space spanned by the first and second principal components (PCs). The contribution ratios were 40.3% and 24.5%, respectively. This trajectory was formed as cyclic dynamics per folding motion (Fig. 4). After the outside signals were input, the internal state moved to the behavior phase. Finally, all the cyclic dynamics converged on the state that represents the direction phase. This indicates that our model acquired short motions that can be switched and combined by receiving outside signals.

5.2 Internal State of MTRNN

We also continuously visualized the average value of the internal state of the context layers (C_f and C_s neurons) per folding motion. The left part of Fig. 5 shows the average value of the internal state of C_f neurons. Each point represents short folding motions of an untrained sequence (pattern 4) for all object positions projected onto the same space as that shown in Fig. 4. Regardless of the object position or state, three clusters corresponding to the outside signals appear in the space. Here, stages 1 and 4 are clustered in the same space despite being relating to different operations. This means that the information from the outside signals is embedded in the internal state of C_f neurons, and consequently, the dynamics immediately responded to the outside signals. Although the model acquired interactive ability, these neurons did not learn relationships of outside signals and sensory information. Next, the right part of Fig. 5 shows the average value of the internal state of the C_s neurons. The projected space is spanned by the first and second PCs with contribution ratios of 49.0% and 21.1%, respectively. Four clusters corresponding to the behavior appear in the space. This suggests that the internal state of the C_s neurons represents the whole transition process of the task sequence and visual information. Therefore, the model can adjust the dynamics that outside signals indicate by using visual information and the process flow of the task operation. The model acquired the dynamics using two types of neurons, and hierarchical neurons each played a role in learning the task sequences.

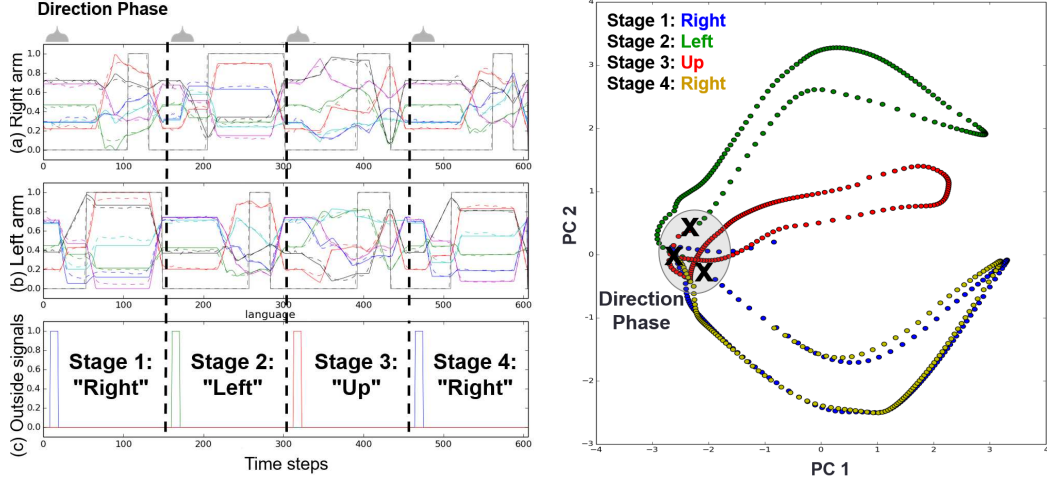


Figure 4: The left part of the figure shows generated test sequences (pattern 4, object position 2). The top part of the figure shows joint angles and gripper signals of the right arm (a) and left arm (b). The broken lines indicate generated output values and the solid lines indicate correct values. The bottom part of the figure indicates outside signals that were provided as input to the model (c). The right part of the figure shows average trajectory of the internal states of C_f neurons. Gray space indicates the direction phase. Crosses indicate the time when the outside signals began to be input.

In summary, our method self-organized the relationships of raw visual information and instructions, exhibited the interactive ability. When a robot performed the task, the model predicted the robot's motion based on the context neurons. Hence, using this method, a robot can combine and switch motions and generate appropriate behavior spontaneously.

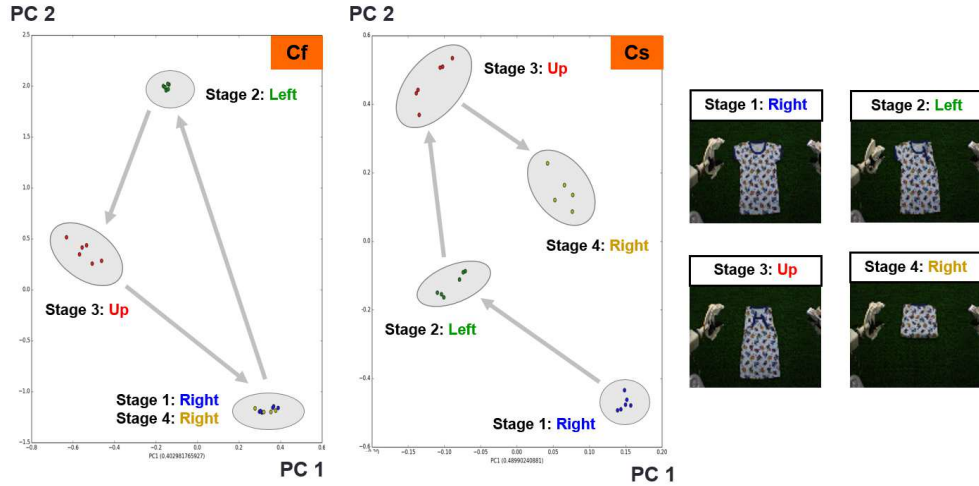


Figure 5: Average value of the internal state of context layer (PC1-PC2). Each point indicates a short folding motion. The left part of the figure shows C_f space and the right part shows C_s space.

6 Conclusion

The objective of this study was to propose a learning-based method using which a robot could work along with human in a real environment. Our method comprised two DNN models: CAE for extracting image feature vectors and MTRNN for integrating outside signals and sensory-motor information. Furthermore, we embedded short motions as cyclic neuronal dynamics in the lower

layer of the MTRNN by introducing the direction phase. To evaluate our method, we used a robot to perform a cloth-folding task. The robot could switch or combine short folding motions by receiving outside signals. The robot completed the task for untrained sequences or with untrained object positions. We also analyzed the generated behavior by visualizing the internal state of the context layer of MTRNN with PCAs. The internal state of the context layers hierarchically self-organized the relationships between outside signals and visual information, and acquired short motions as cyclic neuronal dynamics.

Although our proposed model presents interesting results for collaborative work, there is still much room for improvement in the task performance. In future work, we plan to apply reinforcement learning to improve the accuracy of task motion, and then also increase the variety of outside signals.

Acknowledgments

This work was supported in part by the AIST and in part by a MEXT Grant-in-Aid for Scientific Research (A) 15H01710.

References

- [1] K. Yamazaki, R. Ueda, S. Nozawa, M. Kojima, K. Okada, K. Matsumoto, M. Ishikawa, I. Shimoyama, and M. Inaba. Home-assistant robot for an aging society. in Proc. of the IEEE, 100(8):2429–2441, 2012.
- [2] C. Perez-D’Arpino and J. A. Shah. Fast target prediction of human reaching motion for co-operative human-robot manipulation tasks using time series classification. IEEE International Conference on Robotics and Automation, pp. 6175–6182, 2015.
- [3] I. Lenz, H. Lee, and A. Saxena. Deep learning for detecting robotic grasps. The International Journal of Robotics Research, 34(4–5):705–724, 2015.
- [4] S. Levine, C. Finn, T. Darrell, and P. Abbeel. End-to-End Training of Deep Visuomotor Policies. The Journal of Machine Learning Research 17, 17(35):1–40, 2016.
- [5] Ernst M. O., and Blthoff H. H. Merging the senses into a robust percept. Trends in cognitive sciences, 8:162–169, 2004.
- [6] R. A. Brooks, C. Breazeal, R. Irie, C. C. Kemp, M. Marjanovic, B. Scassellati, and M. Williamson. Alternative essences of intelligence. in Proceedings of the 15th National Conference on Artificial Intelligence, pp. 961–968, 1998.
- [7] Y. Koishihara and K. Yamazaki. Wiring with Hooking of a String by a Dual-Armed Robot. No.16-2 Proceeding of the 2016 JSME Conference on Robotics and Mechatronics, no. 2P1-03b3, 2016. (inJapanese)
- [8] K. Mukai, T. Matsuno, A. Yanou, and M. Minami. Shape Modeling of A String And Recognition Using Distance Sensor, IEEE 24th International Symposium on Robot and Human Interactive Communication, 2015.
- [9] S. Levine, P. Pastor, A. Krizhevsky, and D. Quillen. Learning Hand-Eye Coordination for Robotic Grasping with Deep Learning and Large-Scale Data Collection. arXiv preprint arXiv:1603.02199, 2016.
- [10] J. M. Shepard, M. C. Towner, and J. Lei. Cloth Grasp Point Detection based on Multiple-View Geometric Cues with Application to Robotic Towel Folding. IEEE International Conference on Robotics and Automation, pp. 2308–2315, 2010.
- [11] S. Miller, J. Van Den Berg, M. Fritz, T. Darrel, K. Goldberg, and P. Abbeel. A geometric approach to robotic laundry folding. The International Journal of Robotics Research, 31(2):249–267, 2012.
- [12] A. Krizhevsky, I. Sutskever, and G. E. Hinton. ImageNet Classification with Deep Convolutional Neural Networks. in Proc. of Advances in Neural Information Processing Systems, pp. 1097–1105, 2012.

- [13] K. Noda, H. Arie, Y. Suga, and T. Ogata. Multimodal Integration Learning of Robot Behavior using Deep Neural Networks, *Robotics and Autonomous Systems*. Robotics and Autonomous Systems, 62(6):721–736, 2014.
- [14] T., Eric, C. Devin, J. Hoffman, C. Finn, P. Abbeel, S. Levine, K. Saenko, and T. Darrell. Adapting deep visuomotor representations with weak pairwise constraints. in *Workshop on the Algorithmic Foundations of Robotics*, 2016.
- [15] S. Heinrich and S. Wermter. Interactive Language Understanding with Multiple Timescale Recurrent Neural Networks. *24th International Conference on Artificial Neural Networks, LNCS*, 8681:193–200, 2014.
- [16] T. Ogata, M. Murase, J. Tani, K. Komatani, and H. Gokuno. Two-way Translation of Compound Sentences and Arm Motions by Recurrent Neural Networks. *IEEE/RSJ International Conference on Intelligent Robots and Systems*, pp. 1858–1863, 2007.
- [17] Y. Sugita and J. Tani. Learning Semantic Combinatoriality from the Interaction between Linguistic and Behavioral Process. *Adaptive Behavior*, 13(1):33–52 2005.
- [18] T. Yamada, S. Murata, H. Arie, and T. Ogata. Dynamical Integration of Language and Behavior in a Recurrent Neural Network for Human-Robot Interaction. *Frontiers in Neurobotics*, 10(5):1–17 2016.
- [19] Noitom: Perception Neuron. 2017. [Online].Available: <https://neuronmocap.com/>
- [20] G. E. Hinton, and R. R. Salakhutdinov. Reducing the dimensionality of data with neural networks. *Science*, 313(5786):504–507, 2006.
- [21] M. D. Zeiler and R. Fergus. Visualizing and understanding convolutional networks. in *Proc. of Computer VisionECCV*, pp. 818–833, 2014.
- [22] V. Nair and G. E. Hinton. Rectified linear units improve restricted boltzmann machines. in *Proc. of 27th International Conference on Machine Learning*, no. 3, pp. 807–814, 2010.
- [23] S. Inffe and C. Szegedy. Batch Normalization: Accelerating Deep Network Training by Reducing Internal Covariate Shift. in *International Conference on Machine Learning*, pp. 448–456, 2015.
- [24] J. Ba and D. P.Kingma. Adam: A method for stochastic optimization. in *Proc. of International Conference on Learning Representations*, 2015.
- [25] Y. Yamashita and J. Tani. Emergence of functional hierarchy in a multiple timescale neural network model: a humanoid robot experiment. *PLoS Computational Biology*, 4(11):e000220-1–e1000220-18, 2008.
- [26] P. J. Werbos. Backpropagation through time: what it does and how to do it *proceedings of the IEEE*, 78(10):1550–1560, 1990.
- [27] K. Takahashi, T. Ogata, H. Tjandra, Y. Yamaguchi, and S. Sugano. Tool-body Assimilation Model Based on Body Babbling and Neuro-dynamical System. *Mathematical Problems in Engineering*, Article ID 837540, vol. 2015, 15 pages, 2015.
- [28] K. Sasaki, H. Tjandra, K. Noda, K. Takahashi, and T. Ogata. Neural network based model for visual-motor integration learning of robot’s drawing behavior: Association of a drawing motion from a drawn image. *IEEE/RSJ International Conference on Intelligent Robots and Systems*, pp. 2736–2741, 2015.
- [29] Kawada Robotics: Nextage Open. 2017. [Online].Available: <http://nextage.kawada.jp/>