

The Graph Curvature Calculator and the curvatures of cubic graphs

D. Cushing¹, R. Kangaslampi², V. Lipiäinen², S. Liu³, and G. W. Stagg⁴

¹Department of Mathematical Sciences, Durham University

²Department of Mathematics and Systems Analysis, Aalto University

³School of Mathematical Sciences, University of Science and Technology of China

⁴School of Mathematics, Statistics and Physics, Newcastle University

December 25, 2017

Abstract

We classify all cubic graphs with either non-negative Ollivier-Ricci curvature or non-negative Bakry-Émery curvature everywhere. We show in both curvature notions that the non-negatively curved graphs are the prism graphs and the Möbius ladders. We also highlight an online tool for calculating the curvature of graphs under several variants of the curvature notions that we use in the classification. As a consequence of the classification result we show that non-negatively curved cubic expanders do not exist.

1 Introduction and statement of results

Ricci curvature is a fundamental notion in the study of Riemannian manifolds. This notion has been generalised in various ways from the smooth setting of manifolds to more general metric spaces. This article considers Ricci curvature notions in the discrete setting of graphs. Several adaptations of Ricci curvature such as Bakry-Émery curvature (see e.g. [19, 17, 7]), Ollivier-Ricci curvature [31], Entropic curvature introduced by Erbar and Maas [10], and Forman curvature [13, 35], have emerged on graphs in recent years, and there is very active research on these notions. We refer to [29] and the references therein for this vibrant research field.

We focus on the Bakry-Émery curvature and Ollivier-Ricci curvature in this article. Various modifications of Ollivier-Ricci curvature [18, 28, 4] will also be considered. Those discrete Ricci curvature notions have also been shown to play significant roles in various applied fields, including:

- Studying complex biological networks, such as cancer [33], brain connectivity [11], and phylogenetic trees [42].
- Quantifying the systemic risk and fragility of financial systems, see [34].

- Investigating node degree, the clustering coefficient and global measures on the internet topology, see [30].
- Studying the “congestion” phenomenon in wireless networks under the heat-diffusion protocol, see [40].
- Fast approximating to the tree-width of a graph and applications to determining whether a Quadratic Unconstrained Binary Optimization problem is solvable on the D-Wave quantum computer, see [41].
- Studying the problem of quantum gravity, see [36, 37].

Because of the complexity of the calculations of these curvature notions on graphs it has proven useful to develop software for dealing with the computations. We will present an online tool that calculates the curvature of graphs in many notions, and use it for some of the calculations of our main theorem:

Theorem 1.1. *Let $G = (V, E)$ be a cubic graph. Then the following are equivalent:*

- i) Each vertex $x \in V$ satisfies the Bakry-Émery curvature-dimension inequality $CD(0, \infty)$;*
- ii) Each edge $xy \in E$ has Olliver-Ricci curvature $\kappa_0(x, y) \geq 0$;*
- iii) G is a prism graph or a Möbius ladder.*

An important aspect of applying spectral graph theory to theoretical computer science is the study of the spectral gap of the Laplacian. Expander graphs are highly connected sparse finite graphs. They play important roles in both pure and applied mathematics (see, e.g., [24]). The construction of a family of expander graphs, i.e., a family of d -regular graphs with increasing sizes and uniformly bounded spectral gaps, is a central topic in this field (see, e.g., [27, 25, 26]).

It has been shown that *positive* lower bounds on curvature ensure the existence of spectral gaps (see [31, 3, 2, 18, 20]). However, a graph with a positive lower bound of curvature can not be arbitrarily large. In fact, it has a bounded diameter (see [31, 18, 21]). Therefore, in particular, there exists no families of expander graphs in the space of positively curved graphs. An important open question in this area is on the existence of expander graphs in the space of *non-negatively* curved graphs. This question for Ollivier-Ricci curvature has been asked in [32, Problem T] (Ollivier mentioned this problem was suggested by A. Noar and E. Milman), and for Bakry-Émery curvature in [22, Question 4.8]. We will show under both Bakry-Émery and Ollivier-Ricci curvature notions that no non-negatively curved cubic expanders exist.

2 Definitions

Throughout this article, let $G = (V, E)$ be a locally finite graph with vertex set V , edge set E , and which contains no multiple edges or self loops. Let d_x denote the degree of the vertex $x \in V$ and $d(x, y)$ denote the length of the shortest path between two vertices x

and y . We denote the existence of an edge between x and y by $x \sim y$. A graph $G = (V, E)$ is called *cubic* if it is 3-regular, that is, if $d_v = 3$ for every $v \in V$.

A *prism graph*, denoted Y_n , is a graph corresponding to the skeleton of an n -prism (see Figure 1). Prism graphs are therefore both planar and polyhedral. An n -prism graph has $2n$ nodes and $3n$ edges. A *Möbius ladder* M_n is a graph obtained by introducing a twist in a prism graph Y_n , see Figure 2. The Möbius ladder M_n can also be defined as a cycle C_{2n} , where the opposite vertices have been joined together.

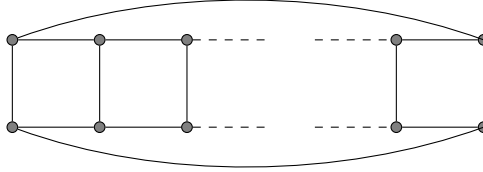


Figure 1: The prism graph Y_n

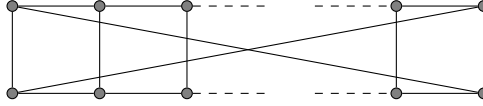


Figure 2: The Möbius ladder M_n

2.1 Bakry-Émery curvature

For any function $f : V \rightarrow \mathbb{R}$ and any vertex $x \in V$, the (*non-normalized*) *Laplacian* Δ is defined via

$$\Delta f(x) := \sum_{y, y \sim x} (f(y) - f(x)). \quad (2.1)$$

The notion of a Laplacian can be generalised by introducing a vertex measure and edge weights. In this article we will only consider curvature associated to the non-normalized Laplacian.

Definition 2.1 (Γ and Γ_2 operators). Let $G = (V, E)$ be a locally finite simple graph. For any two functions $f, g : V \rightarrow \mathbb{R}$, we define

$$\begin{aligned} 2\Gamma(f, g) &:= \Delta(fg) - f\Delta g - g\Delta f; \\ 2\Gamma_2(f, g) &:= \Delta\Gamma(f, g) - \Gamma(f, \Delta g) - \Gamma(\Delta f, g). \end{aligned}$$

We will write $\Gamma(f) := \Gamma(f, f)$ and $\Gamma_2(f, f) := \Gamma_2(f)$, for short.

Definition 2.2 (Bakry-Émery curvature). Let $G = (V, E)$ be a locally finite simple graph. Let $\mathcal{K} \in \mathbb{R}$ and $\mathcal{N} \in (0, \infty]$. We say that a vertex $x \in V$ satisfies the *curvature-dimension inequality* $CD(\mathcal{K}, \mathcal{N})$, if for any $f : V \rightarrow \mathbb{R}$, we have

$$\Gamma_2(f)(x) \geq \frac{1}{\mathcal{N}} (\Delta f(x))^2 + \mathcal{K}\Gamma(f)(x). \quad (2.2)$$

We call \mathcal{K} a lower Ricci curvature bound of x , and \mathcal{N} a dimension parameter. The graph $G = (V, E)$ satisfies $CD(\mathcal{K}, \mathcal{N})$ (globally), if all its vertices satisfy $CD(\mathcal{K}, \mathcal{N})$.

In this paper we only wish to find graphs that satisfy $CD(0, \infty)$. Thus Equation (2.2) becomes

$$\Gamma_2(f)(x) \geq 0. \quad (2.3)$$

We call such graphs *non-negatively curved* under the Bakry-Émery curvature notion.

2.2 Ollivier-Ricci curvature

In order to define the Ollivier-Ricci curvature on the edges of a graph, we need to define the probability distributions that we consider and the Wasserstein distance between distributions. So, let us define the following probability distributions μ_x^p for any $x \in V$, $p \in [0, 1]$:

$$\mu_x^p(z) := \begin{cases} p, & \text{if } z = x, \\ \frac{1-p}{d_x}, & \text{if } z \sim x, \\ 0, & \text{otherwise.} \end{cases}$$

Definition 2.1. Let $G = (V, E)$ be a locally finite graph. Let μ_1, μ_2 be two probability measures on V . The *Wasserstein distance* $W_1(\mu_1, \mu_2)$ between μ_1 and μ_2 is defined as

$$W_1(\mu_1, \mu_2) = \inf_{\pi} \sum_{y \in V} \sum_{x \in V} d(x, y) \pi(x, y), \quad (2.4)$$

where the infimum is taken over all transportation plans $\pi : V \times V \rightarrow [0, 1]$ satisfying

$$\mu_1(x) = \sum_{y \in V} \pi(x, y), \quad \mu_2(y) = \sum_{x \in V} \pi(x, y).$$

The transportation plan π takes the distribution μ_1 to the distribution μ_2 , and $W_1(\mu_1, \mu_2)$ is a measure for the minimal effort which is required for such a transition. If π attains the infimum in (2.4) we call it an *optimal transport plan* transporting μ_1 to μ_2 .

Definition 2.2. The p -Ollivier-Ricci curvature on an edge $x \sim y$ in $G = (V, E)$ is

$$\kappa_p(x, y) = 1 - W_1(\mu_x^p, \mu_y^p),$$

where the parameter p is called the *idleness*.

From the definition of the Wasserstein metric we see, that we get an upper bound for W_1 and thus a lower bound for the curvature by choosing some suitable π . Using the Kantorovich duality (see e.g. [38, Ch. 5]), a fundamental concept in the optimal transport theory, we can approximate to the opposite direction:

Theorem 2.3 (Kantorovich duality). *Let $G(V, E)$ be a locally finite graph, and let μ_1, μ_2 be two probability measures on V . Then*

$$W_1(\mu_1, \mu_2) = \sup_{\substack{\phi : V \rightarrow \mathbb{R} \\ \phi \in 1\text{-Lip}}} \sum_{x \in V} \phi(x) (\mu_1(x) - \mu_2(x)),$$

where 1-Lip denotes the set of all 1-Lipschitz functions. If $\phi \in 1\text{-Lip}$ attains the supremum we call it an *optimal Kantorovich potential* transporting μ_1 to μ_2 .

In this article we study cubic graphs with curvature $\kappa_0 \geq 0$ on all edges, but the Graph Curvature Calculator calculates Olliver-Ricci curvatures with any idleness p .

3 The Graph Curvature Calculator

The Graph Curvature Calculator, <http://www.mas.ncl.ac.uk/graph-curvature/>, is a tool for calculating curvature of graphs under the various curvature notions described in this article. The software provides a powerful, yet easy to use, interface to the Python software `graphcurvature.py` [6]. As the interface to the tool is provided over the Web, interested researchers can investigate graph curvature examples without any required knowledge of Python programming. In this chapter we summarise the design and interface to the Graph Curvature Calculator.

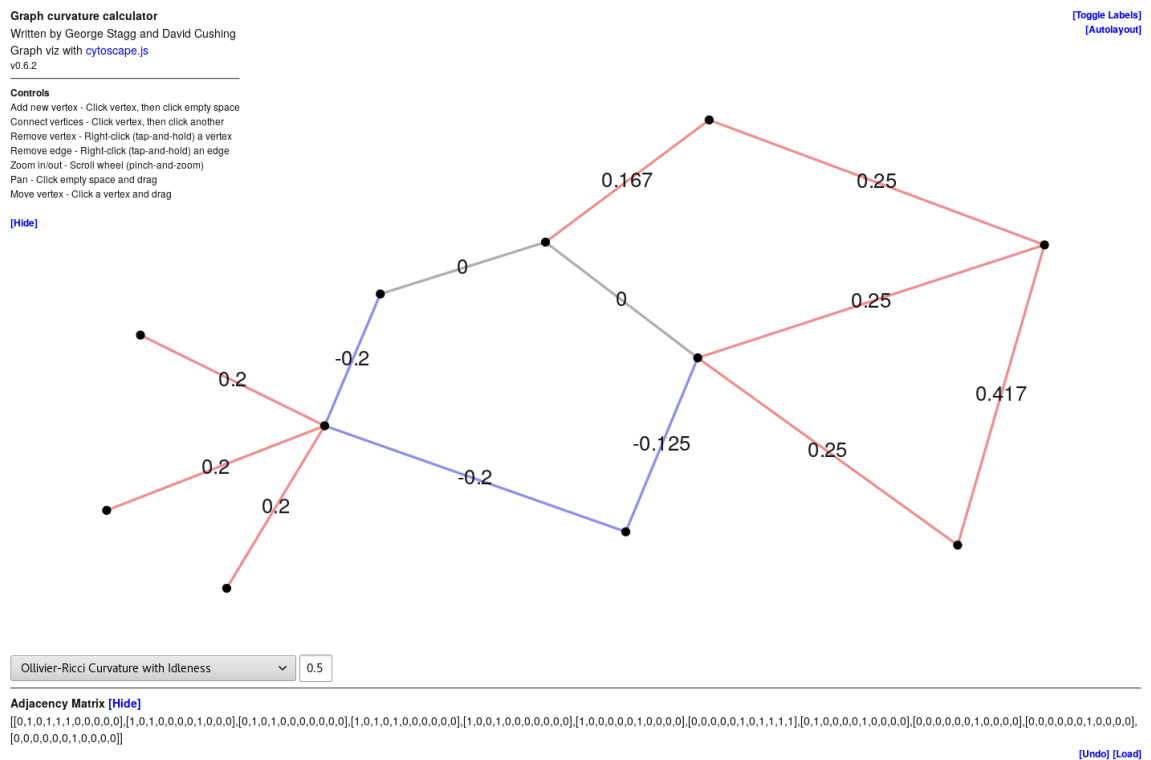


Figure 3: The Graph Curvature Calculator shown with a graph loaded and calculating the graph’s Olliver-Ricci Curvature with idleness 0.5.

3.1 Architecture

The calculator is designed around a client-server model, a distributed structure that offloads the computational workload from the user’s machine and web browser (the client) to a remote machine or collection of machines (the server). The rationale of this design is that the quality and performance of the user’s machine does not need to be particularly high to be able to compute graph curvature. The sophisticated numerical calculations and

optimisation problems are instead solved server-side and communicated back to the user’s machine. A high level diagram of the architecture of the system is shown in Figure 4.

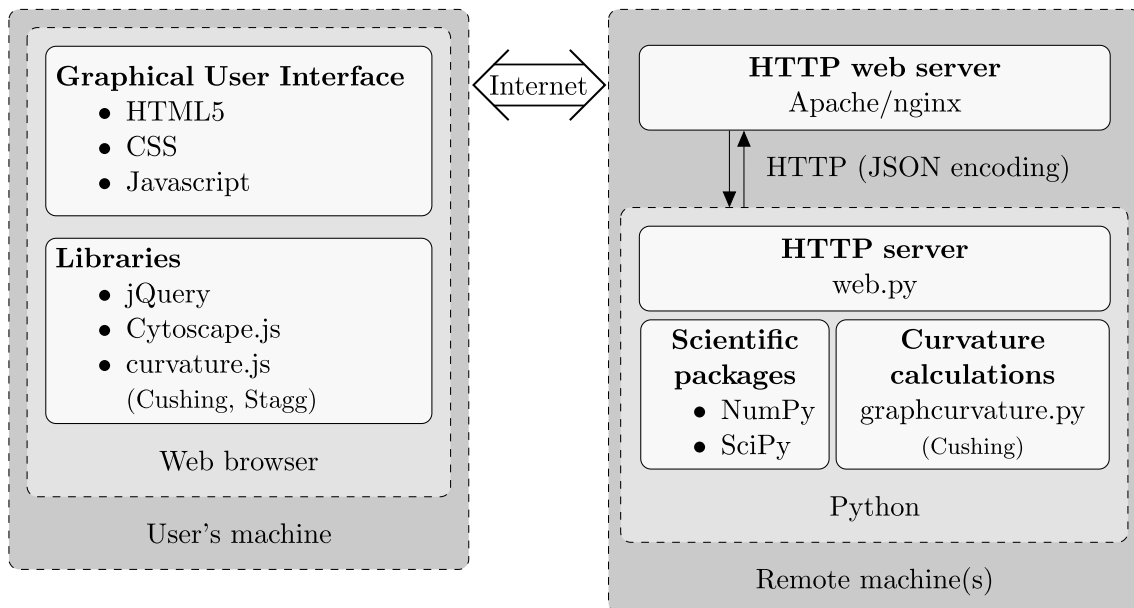


Figure 4: Architecture diagram for the Graph Curvature Calculator. The diagram shows the client-server nature of the configuration, with communication over the Internet using Hypertext Transfer Protocol (HTTP) over TCP connections.

3.2 The client-side software

The client-side part of the Graph Curvature Calculator is provided in the form of a website, currently hosted on the public Internet [8]. The website provides a Graphical User Interface (GUI) allowing for finite graph input and manipulation, with graph curvature calculations displayed alongside the graph.

The website pages are constructed in HTML and CSS and the client-side software, `curvature.js`, is built with JavaScript. This is a standard toolchain of web technologies and so should be compatible with all modern web browsers. `Cytoscape.js` [14] provides graph visualisation, and `jQuery` [16] provides additional support. Both JavaScript libraries are free and open-source. While we take full advantage of the graph visualisation routines provided by `Cytoscape.js`, the curvature calculations are performed on remote machines and so we do not use any of its available analysis routines.

The client-side software allows users to define graphs for curvature calculation in two ways. Firstly, a graph can be loaded into the software by providing an adjacency matrix in so called ‘JSON’ format [43]. For example, the adjacency matrix

$$\begin{pmatrix} 0 & 1 & 1 & 0 \\ 1 & 0 & 1 & 1 \\ 1 & 1 & 0 & 1 \\ 0 & 1 & 1 & 0 \end{pmatrix}$$

can be inserted by providing the text string $[[0, 1, 1, 0], [1, 0, 1, 1], [1, 1, 0, 1], [0, 1, 1, 0]]$ to the software.

Alternatively, and perhaps more intuitively, the user can “draw” graphs by interacting with the website using their mouse or touchscreen device. Inputting graphs by drawing allows for an immediate and constantly updating display of graph curvature. The resulting environment develops the user’s intuition for curvature and allows for rapid prototyping of ideas or conjectures.

3.3 The server-side software

As the Graph Curvature Calculator is a website, communication between the user’s machine and a remote machine is achieved through Hypertext Transfer Protocol (HTTP) over TCP [12]. It is natural, therefore, that the communication of user defined graphs and computational results should also be communicated using HTTP. As such, in our setup the web server also acts as a proxy, passing on requests and responses to and from the computational server where graph curvature is calculated. This choice of setup is extremely flexible with regards to the physical hardware of the remote machines:

- The computational server need not be on the same physical machine as the web server.
- While the web server must be visible to the Internet, the computational server need only be visible to the web server rather than the public Internet, improving security.
- The full state of the graph is transmitted with every curvature request, and so several computational servers can be running simultaneously — automatically load-balanced by the web server in a ‘Round-Robin’ fashion.
- Load-balancing can be further improved by running the computational servers in the “cloud”, bringing virtual machines on-line and off-line to manage system load in real-time.

Communication and calculation of graph curvature is achieved using Python on the computational server. The software listens for HTTP requests containing a JSON encoded description of a graph and a requested graph curvature notion. The actual numerical calculation of the graph curvature is performed using the software `graphcurvature.py` [6], with support from the scientific packages NumPy [39] and SciPy [15]. The curvature calculations are then finally returned to the client-side software as a HTTP response, again encoded in JSON.

3.4 Bakry-Émery curvature as a semidefinite programming problem

We now reformulate the calculation of Bakry-Émery curvature as a semidefinite programming problem. Once this has been achieved it is an easy exercise to be numerically solved. The following reformulation can also be found in [7] and [20].

First we introduce some fundamental notations. For any $r \in \mathbb{N}$, the r -ball centered at x is defined as

$$B_r(x) := \{y \in V : d(x, y) \leq r\},$$

and the r -sphere centered at x is

$$S_r(x) := \{y \in V : d(x, y) = r\}.$$

Then we have the following decomposition of the 2-ball $B_2(x)$:

$$B_2(x) = \{x\} \sqcup S_1(x) \sqcup S_2(x).$$

We call an edge $\{y, z\} \in E$ a *spherical edge* (w.r.t. x) if $d(x, y) = d(x, z)$, and a *radial edge* if otherwise. For a vertex $y \in V$, we define

$$\begin{aligned} d_y^{x,+} &:= |\{z : z \sim y, d(x, z) > d(x, y)\}|, \\ d_y^{x,0} &:= |\{z : z \sim y, d(x, z) = d(x, y)\}|, \\ d_y^{x,-} &:= |\{z : z \sim y, d(x, z) < d(x, y)\}|. \end{aligned}$$

In the above, the notation $|\cdot|$ stands for the cardinality of the set. We call $d_y^{x,+}$, $d_y^{x,0}$, and $d_y^{x,-}$ the *out degree*, *spherical degree*, and *in degree* of y w.r.t. x . We sometimes write d_y^+ , d_y^0 , d_y^- for short when the reference vertex x is clear from the context.

We write $\Gamma(x)$ as a $|B_1(x)| \times |B_1(x)|$ matrix corresponding to vertices in $B_1(x)$ given by

$$2\Gamma(x) = \begin{pmatrix} d_x & -1 & \cdots & -1 \\ -1 & 1 & \cdots & 0 \\ \vdots & \vdots & \ddots & \vdots \\ -1 & 0 & \cdots & 1 \end{pmatrix}.$$

The matrix $\Gamma_2(x)$ is of size $|B_2(x)| \times |B_2(x)|$ with the following structure ([20, Proposition 3.12])

$$4\Gamma_2(x) = \begin{pmatrix} (4\Gamma_2(x))_{x,x} & (4\Gamma_2(x))_{x,S_1(x)} & (4\Gamma_2(x))_{x,S_2(x)} \\ (4\Gamma_2(x))_{S_1(x),x} & (4\Gamma_2(x))_{S_1(x),S_1(x)} & (4\Gamma_2(x))_{S_1(x),S_2(x)} \\ (4\Gamma_2(x))_{S_2(x),x} & (4\Gamma_2(x))_{S_2(x),S_1(x)} & (4\Gamma_2(x))_{S_2(x),S_2(x)} \end{pmatrix}.$$

The sub-indices indicate the vertices that each submatrix is corresponding to. We will omit the dependence on x in the above expressions for simplicity. When we exchange the order of the sub-indices, we mean the transpose of the original submatrix. For example, we have $(4\Gamma_2)_{S_1,x} := ((4\Gamma_2)_{x,S_1})^\top$.

Denote the vertices in $S_1(x)$ by $\{y_1, \dots, y_{d_x}\}$. Then we have

$$(4\Gamma_2)_{x,x} = 3d_x + d_x^2, \quad (4\Gamma_2)_{x,S_1} = \begin{pmatrix} -3 - d_x - d_{y_1}^+ & \cdots & -3 - d_x - d_{y_{d_x}}^+ \end{pmatrix},$$

and

$$(4\Gamma_2)_{S_1,S_1} = \begin{pmatrix} 5 - d_x + 3d_{y_1}^+ + 4d_{y_1}^0 & 2 - 4w_{y_1 y_2} & \cdots & 2 - 4w_{y_1 y_{d_x}} \\ 2 - 4w_{y_1 y_2} & 5 - d_x + 3d_{y_2}^+ + 4d_{y_2}^0 & \cdots & 2 - 4w_{y_2 y_{d_x}} \\ \vdots & \vdots & \ddots & \vdots \\ 2 - 4w_{y_1 y_{d_x}} & 2 - 4w_{y_2 y_{d_x}} & \cdots & 5 - d_x + 3d_{y_{d_x}}^+ + 4d_{y_{d_x}}^0 \end{pmatrix},$$

where we use the notation that for any two vertices $x, y \in V$,

$$w_{xy} = \begin{cases} 1, & \text{if } x \sim y \\ 0, & \text{otherwise.} \end{cases}$$

Denote the vertices in $S_2(x)$ by $\{z_1, \dots, z_{|S_2(x)|}\}$. Then we have

$$(4\Gamma_2)_{x, S_2} = \begin{pmatrix} d_{z_1}^- & d_{z_2}^- & \cdots & d_{z_{|S_2(x)|}}^- \end{pmatrix},$$

$$(4\Gamma_2)_{S_1, S_2} = \begin{pmatrix} -2w_{y_1 z_1} & -2w_{y_1 z_2} & \cdots & -2w_{y_1 z_{|S_2(x)|}} \\ \vdots & \vdots & \ddots & \vdots \\ -2w_{y_{d_x} z_1} & -2w_{y_{d_x} z_2} & \cdots & -2w_{y_{d_x} z_{|S_2(x)|}} \end{pmatrix}.$$

and

$$(4\Gamma_2)_{S_2, S_2} = \begin{pmatrix} d_{z_1}^- & 0 & \cdots & 0 \\ 0 & d_{z_2}^- & \cdots & 0 \\ \vdots & \vdots & \ddots & \vdots \\ 0 & 0 & \cdots & d_{z_{|S_2(x)|}}^- \end{pmatrix}.$$

Note that each diagonal entry of $(4\Gamma_2)_{S_2, S_2}$ is positive.

Let $A(G)$ be the adjacency matrix of the graph G . Then we see

$$(4\Gamma_2)_{S_1, S_2} = -2 \cdot A(G)_{S_1, S_2}.$$

We are now ready to state the reformulation.

Proposition 3.1 ([20]). *Let $G = (V, E)$ be a locally finite simple graph and let $x \in V$. The Bakry-Émery curvature function $\mathcal{K}_{G,x}(\mathcal{N})$ valued at $\mathcal{N} \in (0, \infty]$ is the solution of the following semidefinite programming,*

$$\begin{aligned} & \text{maximize } \mathcal{K} \\ & \text{subject to } \Gamma_2(x) - \frac{1}{\mathcal{N}} \Delta(x)^\top \Delta(x) \geq \mathcal{K} \Gamma(x), \end{aligned}$$

This problem was then numerically solved using Python. Some tools from Numpy were used.

The available variations of Bakry-Émery curvature on the Graph Curvature Calculator are

- Non-normalised curvature sign:
For each vertex x this computes the sign of $\mathcal{K}_{G,x}(\infty)$.
- Non-normalised curvature:
For each vertex x this computes the value of $\mathcal{K}_{G,x}(\infty)$ to 3 d.p.

- Non-normalised curvature with finite dimension
For each vertex x this computes the value of $\mathcal{K}_{G,x}(\mathcal{N})$ to 3 d.p. for a input dimension \mathcal{N} .

For each of the above options there are “Normalised” analogues in which the above procedure is carried out but with respect to the Normalised Laplacian. See [7] for further details.

3.5 Ollivier-Ricci curvature as a linear programming problem

The problem of calculating Ollivier-Ricci curvature can be reformulated into a linear programming program. We will now give an explanation of how to do this. After this reformulation it is relatively simple to solve numerically. We used the SciPy module in Python for the Graph Curvature Calculator.

Let $G = (V, E)$ be a locally finite simple graph. Let μ and ν be two probability measures, with finite supports $\{x_1, x_2, \dots, x_n\}$ and $\{y_1, y_2, \dots, y_m\}$ respectively. Recall, by Theorem 2.3, that

$$W_1(\mu, \nu) = \sup_{\phi(x_i) - \phi(y_j) \leq d(x_i, y_j)} \left\{ \sum_i \phi(x_i) \mu(x_i) - \sum_j \phi(y_j) \nu(y_j) \right\}, \quad (3.1)$$

where ϕ is a function on $\{x_1, x_2, \dots, x_n\} \cup \{y_1, y_2, \dots, y_m\}$.

We now write (3.1) in the standard form of a linear programming problem.

Let m, ϕ, c, ξ be the following column vectors:

$$\begin{aligned} m &:= (\mu(x_1), \dots, \mu(x_n), \nu(y_1), \dots, \nu(y_m))^T \in \mathbb{R}^{n+m}, \\ \phi &:= (\phi(x_1), \dots, \phi(x_n), -\phi(y_1), \dots, -\phi(y_m))^T \in \mathbb{R}^{n+m}, \\ c &:= (d(x_1, y_1), \dots, d(x_1, y_m), d(x_2, y_1), \dots, d(x_n, y_1), \dots, d(x_n, y_m))^T \in \mathbb{R}^{nm}. \end{aligned}$$

We now define the following $(nm) \times (nm)$ matrix A . First denote by I_m be the $m \times m$ identity matrix and by a_i the $m \times n$ matrix with all the terms in the i -th column equal to 1, and all terms in the other columns equal to 0, e.g.

$$a_1 = \begin{pmatrix} 1 & 0 & \cdots & 0 \\ 1 & 0 & \cdots & 0 \\ \vdots & \vdots & \ddots & \vdots \\ 1 & 0 & \cdots & 0 \end{pmatrix}.$$

Then A is defined as

$$A := \begin{pmatrix} a_1 & I_m \\ a_2 & I_m \\ \vdots & \vdots \\ a_n & I_m \end{pmatrix}.$$

Finally we can rewrite (3.1) as

$$W_1(\mu, \nu) = \sup_{A\phi \leq c} m \cdot \phi. \quad (3.2)$$

This is now just the standard form of the linear programming problem. See [23] for an alternate derivation.

The available variations of Ollivier-Ricci curvature on the Graph Curvature Calculator are

- Ollivier-Ricci curvature:
Gives the curvature for idleness $p = 0$.
- Ollivier-Ricci curvature with idleness:
Gives the curvature for an in-putted idleness $p \in [0, 1]$.
- Lin-Lu-Yau Curvature:
Gives the Lin-Lu-Yau curvature. This is calculated by using

$$\kappa_{LLY}(x, y) = \frac{\max(d_x, d_y) + 1}{\max(d_x, d_y)} \kappa_{\frac{1}{\max(d_x, d_y) + 1}}(x, y),$$

which is proven in [4].

- Non-normalised Lin-Lu-Yau curvature. A variant of the Lin-Lu-Yau curvature which is based on a preprint by F. Münch and R. Wojciechowski [28].

4 Bakry-Émery classification

Our main result of this section is to classify all cubic graphs satisfying $CD(0, \infty)$. We start by classifying the local structure of such graphs. It is well known that the curvature at a vertex depends only on the structure of the 2-ball of this vertex, see [7] for further details. Thus we present the local structure of all possible 2-balls and calculate their curvatures, that is, the lower Ricci curvature bounds \mathcal{K} , giving us building blocks for our classification result.

In Figures 5 to 9 are screenshots of all possible 2-balls and the curvature of their centres (highlighted in yellow) drawn and calculated using the Graph Curvature Calculator. They are ordered by the number of triangles in the 1-ball around the centre: in the 2-ball $A1$ the centre is on three triangles, in the 2-balls $B1$ and $B2$ on two, in $C1-C5$ on one, and in $D1-D7$ there are no triangles with the centre vertex.

Theorem 4.1. *Let $G = (V, E)$ be a simple 3-regular graph. Then G satisfies $CD(0, \infty)$ if and only if it is a prism graph Y_n for some $n \geq 3$ or a Möbius ladder M_k for some $k \geq 2$.*

Proof. By looking at the curvature of the possible 2-balls of cubic graphs we see that only $A1, B1, B2, C1, C3, C4, D3, D4, D5, D6$ and $D7$ can appear in a non-negatively curved graph, since in $C2, C5, D1$ and $D2$ the curvature at the centre is negative. Furthermore note that $A1$ and $D6$ are already cubic graphs, namely $K_4 = M_2$ and $K_{3,3} = M_3$. Thus $A1$ and $D6$ do not appear locally anywhere else.

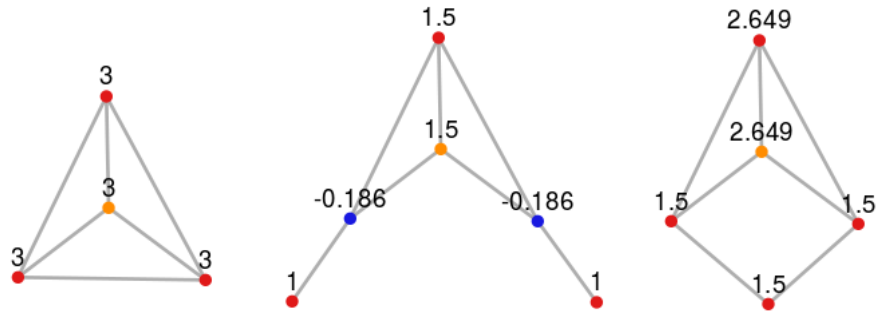


Figure 5: The 2-balls A_1 , B_1 and B_2

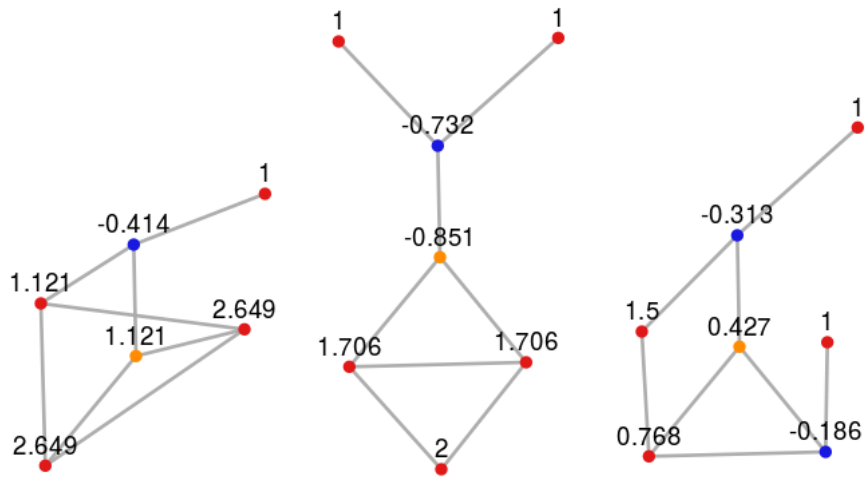


Figure 6: The 2-balls C_1 , C_2 and C_3

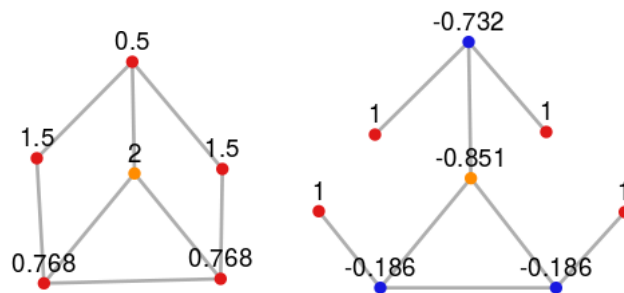


Figure 7: The 2-balls C_4 and C_5

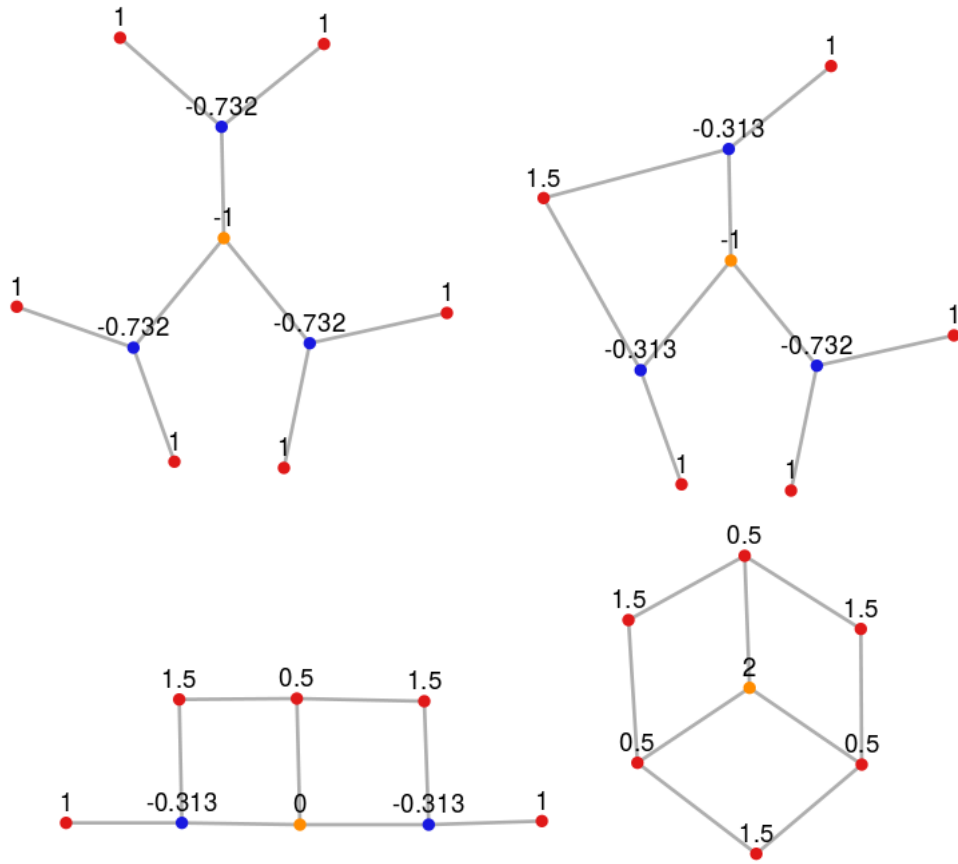


Figure 8: The 2-balls D_1 , D_2 , D_3 and D_4

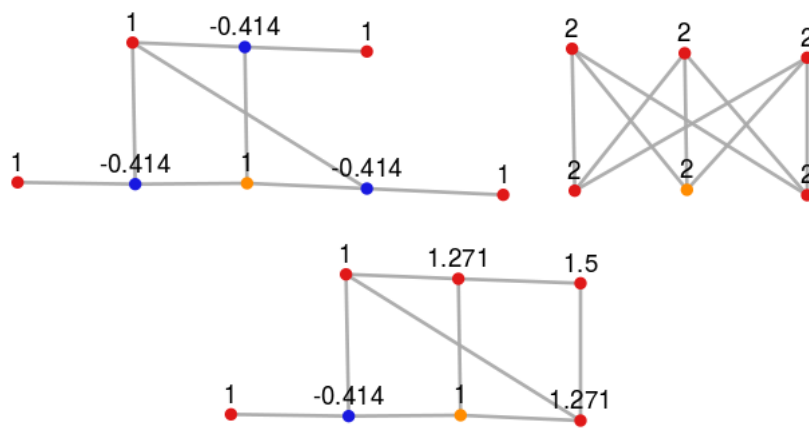


Figure 9: The 2-balls D_5 , D_6 and D_7

Note that none of the 2-balls $B1, B2, C1, C3, C4, D3, D4, D5$ or $D7$ contains a bridge, that is, an edge such that removing it would disconnect the graph, connected to the centre vertex. Thus no non-negatively curved cubic graph contains a 2-ball with a bridge connected to its centre (see [7, Theorem 6.4] for a more general version of this fact). Now, if we try to extend any of the 2-balls $B2, C1, C3$, or $D7$ to a cubic graph, this forces a bridge in a 2-ball of one of the vertices at distance two from the centre. Also, extending $B1$ forces a bridge either at a vertex at distance two or three from the centre. Thus $B1, B2, C1, C3$ and $D7$ cannot exist as the 2-ball in a non-negatively curved cubic graph. The 2-ball $D5$ can be extended to a cubic graph without bridges only by joining together all the three vertices with degree one, but this creates a graph with negative curvature at most of the vertices.

We now only have the 2-balls $C4, D3$ and $D4$. Considering one of the vertices in the 1-sphere of $C4$, it is clear that the only way to extend this into the centre of one of $C4, D3$ or $D4$ is to extend it into $C4$, giving the triangular prism Y_3 . A similar argument shows that the only non-negatively curved cubic graph containing $D4$ is the 3-dimensional cube, i.e Y_4 .

This leaves us only to classify graphs that have $D3$ as a 2-ball everywhere. It is clear that there are infinitely many of these graphs, i.e. the Möbius ladders and the prism graphs. \square

Remark, that of these graphs only the smallest ones, namely $K_4 = M_2, K_{3,3} = M_3$, the 3-prism Y_3 and the cube Y_4 , have positive curvature at all vertices.

5 Ollivier-Ricci classification

Let us first see how under Ollivier-Ricci curvature κ_0 non-negatively curved graphs look locally. The following lemma shows that in order to have non-negative Ollivier-Ricci curvature on an edge xy , the edge must be on a triangle or a square.

Lemma 5.1. *Let $G = (V, E)$ be a 3-regular graph, and let C_n be the smallest cycle C_n supporting the edge $xy \in E(G)$. Then we have the following cases:*

- i) If $n = 3$, then $\kappa_0(x, y) \geq 1/3$;*
- ii) If $n = 4$, then $\kappa_0(x, y) = 0$;*
- iii) If $n \geq 5$, then $\kappa_0(x, y) < 0$.*

Proof. Assume that $n = 3$, that is, the edge $xy \in E(G)$ is on a triangle. Then the Wasserstein distance $W_1(\mu_x, \mu_y) \leq 2 \cdot \frac{1}{3} = \frac{2}{3}$, since the mass distribution at the common neighbour of x and y does not need to be moved by the transport plan. Thus $\kappa_0(x, y) \geq 1/3$.

Assume then that $n = 4$, and thus that the edge $xy \in E(G)$ is on a square but not on a triangle. Then there exists a perfect matching between the 1-spheres $S_1(x) := \{z \in G \mid d(x, z) = 1\}$ and $S_1(y) := \{z \in G \mid d(y, z) = 1\}$: if the neighbours of x and y that lie on a square are denoted x_1 and y_1 and the other two neighbours x_2 and y_2 , then choose to

the matching the edges x_1y_1 , xx_2 and yy_2 . The transport plan that moves masses along this perfect matching is optimal regardless whether the vertices x_2 and y_2 are adjacent. Thus we have $W_1(\mu_x, \mu_y) = 3 \cdot \frac{1}{3} = 1$ and $\kappa_0(x, y) = 0$.

Assume then that xy is not on a triangle or a square. We can then define a 1-Lipschitz function ϕ as follows:

$$\phi(u) = \begin{cases} 2, & \text{if } u \sim x \text{ and } u \neq y \\ 1, & \text{if } u = x \text{ or } u = y \\ 1, & \text{if } u \sim v \text{ for some } v \sim x, v \neq y \\ 0, & \text{otherwise} \end{cases} \quad (5.1)$$

For this function $\sum_{u \in V} \phi(x)(\mu_x^0(u) - \mu_y^0(u)) = 2(\frac{1}{3} - 0) + 2(\frac{1}{3} - 0) + 1(0 - \frac{1}{3}) + 1(\frac{1}{3} - 0) = \frac{4}{3}$. Thus $W_1(\mu_x^0, \mu_y^0) \geq \frac{4}{3}$, and by the Kantorovich duality 2.3 we have $\kappa_0(x, y) \leq -\frac{1}{3} < 0$. \square

Let us now consider the graphs with $\kappa_0 \geq 0$ on all edges. We divide the classification into two parts, considering graphs with constant curvature $\kappa_0 = 0$ in Theorem 5.2 and then graphs with positive curvature on at least one edge in Theorem 5.3.

Theorem 5.2. *Let $G = (V, E)$ be a simple 3-regular graph. Then $\kappa_0(x, y) = 0$ for all $xy \in E(G)$ if and only if G is a prism graph Y_n for some $n \geq 4$ or a Möbius ladder M_k for some $k \geq 3$.*

Proof. Since the prism graphs Y_n , $n \geq 4$, and a Möbius ladders M_k , $k \geq 3$, are triangle free and every edge of them lies on a square, they by Lemma 5.1 have $\kappa_0(x, y) = 0$ for all edges xy .

Assume then that $\kappa_0(x, y) = 0$ for all $xy \in E(G)$. From lemma 5.1 we know that all edges of G are on a C_4 and that there are no triangles in the graph.

Consider an edge $xy \in E(G)$. Since the graph is triangle free, the 1-spheres $S_1(x)$ and $S_1(y)$ are disjoint. Denote the vertices as $S_1(x) = \{y, x_1, x_2\}$, $S_1(y) = \{x, y_1, y_2\}$. Since xy lies on a square, we can assume that $x_1 \sim y_1$. Let us show that there always exists a 3-ladder L_3 (see Figure 10 for n -ladder L_n) as a subgraph in G : Since $\kappa_0 = 0$ on all edges, also the edges xx_2 and yy_2 must lie on squares. This is obtained either if $x_2 \sim y_2$, or if $x_2 \sim y_1$ and $y_2 \sim x_1$, and in both cases we have a subgraph L_3 in the graph.

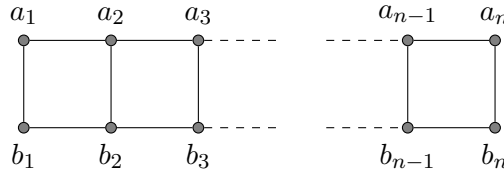


Figure 10: The ladder graph L_n with labelling

Assume now that $L_n \subset G$ for some $n \geq 3$, and denote the vertices as in Figure 10. The remaining edges from a_n and b_n also have to lie on squares. If there are no other vertices in the graph, that can happen two ways: either $a_n \sim a_1$ and $b_n \sim b_1$ or $a_1 \sim b_n$ and $b_1 \sim a_n$. If there is new vertex a_{n+1} such that $a_n \sim a_{n+1}$, then there must also be a second new

vertex b_{n+1} with $b_n \sim b_{n+1}$ such that $a_{n+1} \sim b_{n+1}$. But this creates a L_{n+1} . Thus one of the following holds:

- i) $a_1 \sim a_n$ and $b_1 \sim b_n$,
- ii) $a_1 \sim b_n$ and $b_1 \sim a_n$, or
- iii) $L_{n+1} \subset G$.

In the first case G is the prism graph Y_n , in the second case G is the Möbius ladder M_n . Remark that the first case is only possible if $n \geq 4$, otherwise there would be a triangle $a_1 a_2 a_3$. In the third case we can continue by induction, obtaining larger prism graphs and Möbius ladders. \square

Theorem 5.3. *The only 3-regular graphs with $\kappa_0 \geq 0$ on all edges and $\kappa_0(x, y) > 0$ on at least one edge are the complete graph K_4 and the prism graph Y_3 .*

Proof. By lemma 5.1 we can assume, that the girth $g(G) = 3$. Let us construct all possible cubic graphs starting from a triangle using the knowledge that all edges must lie on a triangle or on a square. So, let xy be an edge that lies on a triangle xyz . Denote the third neighbour of x by x_1 . Since G is 3-regular, either $y \sim x_1$ or there is another vertex $y_1 \sim y$. In the former case the only vertices with degree less than three are z and x_1 , and so in order to the last edge from z to be an a triangle or a square, we must have $z \sim x_1$. This gives the graph K_4 , which is the same as the smallest Möbius ladder M_2 .

Consider then the latter case $y_1 \sim y$. Then there exists two isomorphically different possibilities: either z is adjacent to x_1 (or, isomorphically, to y_1) or to a new vertex z_1 . In the former case the last edge from x_1 has to go to y_1 in order to be on a square or a triangle. But that leaves only the vertex y_1 with degree less than 3, and the construction cannot be continued. In the latter case when z is adjacent to a new vertex z_1 , the other two edges from z_1 has to go to x_1 and y_1 to be on squares. That leaves only the vertices x_1 and y_1 with degrees less than three. Since $d(x_1, y_1) = 2$, they must either be adjacent, which gives Y_3 , or to have another common neighbour, say u . But then u would be the only vertex with degree less than three, and the construction could not be continued. Thus, the only possible graphs are $K_4 = M_2$ and Y_3 . \square

Remark, that M_2 is the only cubic graph that has positive Ollivier-Ricci curvature on all edges, namely $\kappa_0 = 2/3$, since for Y_3 the curvature on some edges is zero.

Combining these two theorems we have the following classification result:

Corollary 5.4. *Let $G = (V, E)$ be a simple 3-regular graph. Then $\kappa_0(x, y) \geq 0$ for all $xy \in E(G)$ if and only if G is a prism graph Y_n for some $n \geq 3$ or a Möbius ladder M_k for some $k \geq 2$.*

6 Final comments

For a finite graph $G = (V, E)$ let $\lambda_1(G)$ denote the smallest non-zero eigenvalue of its Laplacian.

Definition 6.1. Let $d \in \mathbb{N}$. Let $(G_i)_{i \in \mathbb{N}}$ be an infinite family of d -regular graphs such that $|V_n| \rightarrow \infty$. We say that $(G_i)_{i \in \mathbb{N}}$ is a family of expanders if there exists an $\varepsilon > 0$ such that

$$\lambda_1(G_i) \geq \varepsilon$$

for all $i \in \mathbb{N}$.

It is an open question on whether the space of non-negatively curved graphs, in both the Bakry-Émery and Ollivier-Ricci sense, contains expanders. Our classification shows that no cubic expanders with exist.

Theorem 6.1. *There is no family of 3-regular expanders that is non-negatively curved in Bakry-Émery or Ollivier-Ricci sense.*

Proof. By our main Theorem 1.1 the only 3-regular non-negatively curved graphs under either curvature notion are the prism graphs Y_n and the Möbius ladders M_n . We show that these graphs do not have a spectral gap, that is, the second smallest eigenvalue converges to zero, when $n \rightarrow \infty$, and thus they cannot form a family of expanders.

The prism graphs Y_n are Cartesian products of a cycle C_n and an edge K_2 . Thus their Laplacian eigenvalues are sums of the eigenvalues of C_n and K_2 , see e.g. [5]. The Laplacian spectrum for K_2 is $\{0, 2\}$ and for C_n $\{2 - 2 \cos(\frac{2\pi j}{n})\}$, where $j = 0, \dots, n-1$. Therefore the smallest non-zero eigenvalue of a prism graph Y_n is $\lambda_1(Y_n) = 2 - 2 \cos(\frac{2\pi}{n})$, and thus $\lambda_1(Y_n) \rightarrow 0$, when $n \rightarrow \infty$.

The Laplacian eigenvalues of the Möbius ladders can be calculated by considering them as cycles C_{2n} with opposite vertices attached. Then it is easy to see that the Laplacian is a circulant matrix, where the first column is $v_0 = 3, v_1 = -1, v_2 = \dots = v_{n-1} = 0, v_n = -1, v_{n+1} = \dots = v_{2n-2} = 0, v_{2n-1} = -1$, and the remaining columns are cyclic permutations of the first one with offset equal to the column index. The Laplacian eigenvalues of $2n \times 2n$ circulant matrices are

$$\{v_0 + v_{2n-1}\omega_j + v_{2n-2}\omega_j^2 + \dots + v_1\omega_j^{2n-1}\},$$

where v is the first column, $\omega_j = \exp(\frac{i2\pi j}{2n})$ are the j th roots of unity, and $j = 0, \dots, 2n-1$ (see [9]). Thus the Laplacian spectrum of the Möbius ladder M_n is $\{3 + (-1)^{j+1} - 2 \cos(\frac{\pi j}{n})\}$, where $j = 0, \dots, 2n-1$. The smallest non-zero eigenvalue is $\lambda_1(M_n) = 3 + (-1)^3 - 2 \cos(\frac{\pi 2}{n})$, and thus $\lambda_1(M_n) \rightarrow 0$, when $n \rightarrow \infty$. \square

Remark 6.2. This result can also be obtained by showing that the prism graphs and the Möbius ladders are abelian Cayley graphs, and then applying the result in [1] that Abelian Cayley graphs do not contain expanders.

Acknowledgements

The authors are grateful to Prof. Norbert Peyerimhoff for his continued support and guidance. DC and SL would like to acknowledge that this work was supported by the EPSRC Grant EP/K016687/1 “Topology, Geometry and Laplacians of Simplicial Complexes”. DC would like to thank Aalto University and RK and SL Durham University for their hospitality during research visits, where some of the above work was carried out. DC wants to thank the EPSRC for financial support through his postdoctoral prize.

References

- [1] N. Alon and Y. Roichman, *Random Cayley graphs and expanders*, Random Structures Algorithms 5 (1994), no. 2, 271-284.
- [2] F. Bauer, F. Chung, Y. Lin and Y. Liu, *Curvature aspects of graphs*, Proc. AMS 145(5) (2017), 2033-2042.
- [3] F. Bauer, J. Jost and S. Liu, *Ollivier-Ricci curvature and the spectrum of the normalized graph Laplace operator*, Math. Res. Lett. 19 (2012), 1185-1205.
- [4] D. Bourne, D. Cushing, S. Liu, F. Münch, N. Peyerimhoff, *Ollivier-Ricci idleness functions of graphs*, arXiv: 1704.04398, (2017).
- [5] A. E. Brouwer and W. H. Haemers, *Spectra of graphs*, Universitext, Springer, New York, 2012.
- [6] D. Cushing, 2016, *Python program and web-application for calculation of various discrete curvatures on graphs*, http://www.maths.dur.ac.uk/~dma0np/epsrc2013/software/david_cushing_2/graphcurv.html [Accessed Nov 2017].
- [7] D. Cushing, S. Liu, N. Peyerimhoff, *Bakry-Émery curvature functions of graphs*, arXiv: 1606.01496, (2016).
- [8] D. Cushing and G. W. Stagg, 2017, *The Graph Curvature Calculator*, <http://www.mas.ncl.ac.uk/graph-curvature/> [Accessed Nov 2017].
- [9] P. J. Davis, *Circulant Matrices*, AMS Chelsea Publishing, 1994.
- [10] M. Erbar and J. Maas, *Ricci curvature of finite Markov chains via convexity of the entropy*, J. Arch Rational Mech Anal 206(3) (2012), 997-1038.
- [11] H. Farooq, Y. Chen, T. Georgiou, A. Tannenbaum, C. Lenglet, *Network Curvature as a Hallmark of Brain Structural Connectivity*, preprint available at biorxiv.org/content/early/2017/07/13/162875.
- [12] R. Fielding, J. Gettys, J. Mogul, H. Frystyk, L. Masinter, P. Leach and T. Berners-Lee, *Hypertext Transfer Protocol – HTTP/1.1*, IETF RFC 2616, (1999).
- [13] R. Forman, *Bochner’s method for cell complexes and combinatorial Ricci curvature*, Discret. Comput. Geom. 29(3) (2003), 323-374.
- [14] M. Franz, C. T. Lopes, G. Huck, Y. Dong, O. Sumer and G. D. Bader, *Cytoscape.js: a graph theory library for visualisation and analysis*, Bioinformatics, **32** (2), 309-311, (2016).
- [15] E. Jones, T. Oliphant, P. Peterson, *et. al.*, (2001), *SciPy: Open source scientific tools for Python*, <http://www.scipy.org/> [Accessed Nov 2017].
- [16] JS Foundation and other contributors, *jQuery JavaScript Library*, <https://github.com/jquery/jquery> [Accessed Nov 2017].

- [17] B. Klartag, G. Kozma, P. Ralli, and P. Tetali, Discrete curvature and abelian groups, *Canad. J. Math.* 68 (2016), 655–674.
- [18] Y. Lin, L. Lu, and S.-T. Yau, *Ricci curvature of graphs*, *Tohoku Math. J.* 63 (2011), 605–627.
- [19] Y. Lin and S.-T. Yau, *Ricci curvature and eigenvalue estimate on locally finite graphs*, *Math. Res. Lett.* 17 (2010), 343–356.
- [20] S. Liu, F. Münch, and N. Peyerimhoff, *Curvature and higher order Buser inequalities for the graph connection Laplacian*, arXiv:1512.08134.
- [21] S. Liu, F. Münch, and N. Peyerimhoff, *Bakry-Emery curvature and diameter bounds on graphs*, arXiv:1608.07778, 2016.
- [22] S. Liu and N. Peyerimhoff, *Eigenvalue ratios of nonnegatively curved graphs*, arXiv:1406.6617, 2014.
- [23] B. Loisel and P. Romon, *Ricci curvature on polyhedral surfaces via optimal transportation*, *Axioms* 3 (2014), 119–139.
- [24] A. Lubotzky, *Expander graphs in pure and applied mathematics*, *Bull. AMS* 49 (2012), 113–162.
- [25] A. Lubotzky, R. Phillips, and P. Sarnak, *Ramanujan graphs*, *Combinatorica* 8(3) (1988), 261–277.
- [26] A. W. Marcus, D. A. Spielman, N. Srivastava, *Interlacing families I: Bipartite Ramanujan graphs of all degrees*, *Proceedings of FOCS*, 529–537, 2013; *Ann. of Math.* 182 (2015), 307–325.
- [27] G. A. Margulis, *Explicit group theoretical constructions of combinatorial schemes and their application to the design of expanders and concentrators*, *Problems of Information Transmission*, 24(1) 1988, 39–46.
- [28] F. Münch and R. Wojciechowski, *Ollivier Ricci curvature for general graph Laplacians: Heat equation, Laplacian comparison, non-explosion and diameter bounds*, arXiv:1712.00875, 2017.
- [29] L. Najman and P. Romon (Eds.), *Modern Approaches to Discrete Curvature*, *Lecture Notes in Mathematics* 2184, Springer, 2017.
- [30] C. Ni, Y. Lin, J. Gao, X. D. Gu and Emil Saucan, *Ricci Curvature of the Internet Topology*, 2015 IEEE Conference on Computer Communications (INFOCOM).
- [31] Y. Ollivier, *Ricci curvature of Markov chains on metric spaces*, *J. Funct. Anal.* 256 (2009), 810–864.
- [32] Y. Ollivier, *A survey of Ricci curvature for metric spaces and Markov chains*, In: Kotani, M., Hino, M., Kumagai, T. (eds.) *Probabilistic Approach to Geometry*. *Adv. Stud. Pure Math.*, 57 (2010), 343–381. *Math. Soc. Japan*, Tokyo.

- [33] R. Sandhu, T. Georgiou, E. Reznik, L. Zhu, I. Kolesov, Y. Senbabaoglu and A. Tannenbaum, *Graph Curvature for Differentiating Cancer Networks*, Scientific Reports 5, Article number: 12323 (2015).
- [34] R. Sandhu, T. Georgiou and A. Tannenbaum, *Ricci curvature: An economic indicator for market fragility and systemic risk*, Science Advances, 5, 2 (2016).
- [35] R. P. Sreejith, K. Mohanraj, J. Jost, E. Saucan, and A. Samal, *Forman curvature for complex networks*, J. Stat. Mech. (2016) 063206.
- [36] C. A. Trugenberger, *Random holographic "large worlds" with emergent dimensions*, Phys. Rev. E 94 (2016), 052305.
- [37] C. A. Trugenberger, *Combinatorial quantum gravity: geometry from random bits*, J. High Energ. Phys. (2017), 2017:45.
- [38] C. Villani, *Optimal transport, old and new*, Grundlehren der Mathematischen Wissenschaften [Fundamental Principles of Mathematical Sciences], vol. 338, Springer-Verlag, Berlin, 2009.
- [39] S. Walt, S. C. Colbert and G. Varoquaux, *The NumPy Array: A Structure for Efficient Numerical Computation*, Computing in Science & Engineering, **13**, 22-30, (2011).
- [40] C. Wang, E. Jonckheere, and R. Banirazi, *Wireless network capacity versus Ollivier-Ricci curvature under heat-diffusion (HD) protocol*, American Control Conference (ACC 2014), Portland, OR, June 04-06, 2014, 3536-3541.
- [41] C. Wang, E. Jonckheere, and T. Brun, *Ollivier-Ricci curvature and fast approximation to tree-width in embeddability of QUBO problems*, 6th International Symposium on Communications, Control, and Signal Processing (ISCCSP), Athens, Greece, May 21-23, 2014.
- [42] C. Whidden and F. A. Matsen IV, *Ricci-Ollivier curvature of the rooted phylogenetic subtree-prune-regraft graph*, Theoretical Computer Science, 699 (2017), 1-20.
- [43] *The JSON Data Interchange Format*, Standard ECMA-404 1st Edition, ECMA International, (2013).