

On density of subgraphs of halved cubes

In memory of Michel Deza

Victor Chepoi, Arnaud Labourel, and Sébastien Ratel

Laboratoire d'Informatique Fondamentale, Aix-Marseille Université and CNRS,
Faculté des Sciences de Luminy, F-13288 Marseille Cedex 9, France
{victor.chepoi, arnaud.labourel, sebastien.ratel}@lif.univ-mrs.fr

Abstract. Let \mathcal{S} be a family of subsets of a set X of cardinality m and $\text{VC-dim}(\mathcal{S})$ be the Vapnik-Chervonenkis dimension of \mathcal{S} . Haussler, Littlestone, and Warmuth (Inf. Comput., 1994) proved that if $G_1(\mathcal{S}) = (V, E)$ is the subgraph of the hypercube Q_m induced by \mathcal{S} (called the 1-inclusion graph of \mathcal{S}), then $\frac{|E|}{|V|} \leq \text{VC-dim}(\mathcal{S})$. Haussler (J. Combin. Th. A, 1995) presented an elegant proof of this inequality using the shifting operation.

In this note, we adapt the shifting technique to prove that if \mathcal{S} is an arbitrary set family and $G_{1,2}(\mathcal{S}) = (V, E)$ is the 1,2-inclusion graph of \mathcal{S} (i.e., the subgraph of the square Q_m^2 of the hypercube Q_m induced by \mathcal{S}), then $\frac{|E|}{|V|} \leq \binom{d}{2}$, where $d := \text{cVC-dim}^*(\mathcal{S})$ is the clique-VC-dimension of \mathcal{S} (which we introduce in this paper). The 1,2-inclusion graphs are exactly the subgraphs of halved cubes and comprise subgraphs of Johnson graphs as a subclass.

1. INTRODUCTION

Let \mathcal{S} be a family of subsets of a set X of cardinality m and $\text{VC-dim}(\mathcal{S})$ be the Vapnik-Chervonenkis dimension of \mathcal{S} . Haussler, Littlestone, and Warmuth [19, Lemma 2.4] proved that if $G_1(\mathcal{S}) = (V, E)$ is the subgraph of the hypercube Q_m induced by \mathcal{S} (called the *1-inclusion graph* of \mathcal{S}), then the following fundamental inequality holds: $\frac{|E|}{|V|} \leq \text{VC-dim}(\mathcal{S})$. They used this inequality to bound the worst-case expected risk of a prediction model of learning of concept classes \mathcal{S} based on the bounded degeneracy of their 1-inclusion graphs. Haussler [18] presented an elegant proof of this inequality using the shifting (push-down) operation. 1-Inclusion graphs have many other applications in computational learning theory, for example, in sample compression schemes [21]. They are exactly the induced subgraphs of hypercubes and in graph theory they have been studied under the name of *cubical graphs* [14]. Finding a densest n -vertex subgraph of the hypercube Q_m (i.e., an n -vertex subgraph G of Q_m with the maximum number of edges) is equivalent to finding an n -vertex subgraph G of Q_m with the smallest edge-boundary (the number of edges of Q_m running between V and its complement in Q_m). This is the classical *edge-isoperimetric problem* for hypercubes [3, 17]. Harper [16] nicely characterized the solutions of this problem: for any n , this is the subgraph of the hypercube induced by the initial segment of length n of the *lexicographic numbering* of the vertices of the hypercube. One elegant way of proving this result is using compression [17].

Generalizing the density inequality $\frac{|E|}{|V|} \leq \text{VC-dim}(\mathcal{S})$ of [18, 19] to more general classes of graphs is an interesting and important problem. In the current paper, we present a density result for 1,2-inclusion graphs $G_{1,2}(\mathcal{S})$ of arbitrary set families \mathcal{S} . The 1,2-inclusion graphs are the subgraphs of the square Q_m^2 of the hypercube Q_m and they are exactly the subgraphs of the halved cube $\frac{1}{2}Q_{m+1}$ (Johnson graphs and their subgraphs constitute an important subclass). Since 1,2-inclusion graphs may contain arbitrary large cliques for constant VC-dimension, we have to adapt the definition of classical VC-dimension to capture this phenomenon. For this purpose, we introduce the notion of *clique-VC-dimension* $\text{cVC-dim}^*(\mathcal{S})$ of any set family \mathcal{S} . Here is the main result of the paper:

Theorem 1. *Let \mathcal{S} be an arbitrary set family of 2^X with $|X| = m$, let $d = \text{cVC-dim}^*(\mathcal{S})$ be the clique-VC-dimension of \mathcal{S} and $G_{1,2}(\mathcal{S}) = (V, E)$ be the 1,2-inclusion graph of \mathcal{S} . Then $\frac{|E|}{|V|} \leq \binom{d}{2}$.*

2. RELATED WORK

2.1. Haussler's proof of the inequality $\frac{|E|}{|V|} \leq \text{VC-dim}(\mathcal{S})$. We briefly review the notion of VC-dimension and the shifting method of [18] of proving the inequality $\frac{|E|}{|V|} \leq \text{VC-dim}(\mathcal{S})$ (the original proof of [19] was by induction on the number of sets). In the same vein, see Harper's proof [17, Chapter 3] of the isoperimetric inequality via compression. We will use the shifting method in the proof of Theorem 1.

Let \mathcal{S} be a family of subsets of a set $X = \{e_1, \dots, e_m\}$; \mathcal{S} can be viewed as a subset of vertices of the m -dimensional hypercube Q_m . Denote by $G_1(\mathcal{S})$ the subgraph of Q_m induced by the vertices of Q_m corresponding to the sets of \mathcal{S} ; $G_1(\mathcal{S})$ is called the *1-inclusion graph* of \mathcal{S} [18,19]. Vice-versa, for any subgraph G of Q_m there exists a family of subsets \mathcal{S} of 2^X such that G is the 1-inclusion graph of \mathcal{S} . A subset Y of X is *shattered* by \mathcal{S} if for all $Y' \subseteq Y$ there exists $S \in \mathcal{S}$ such that $S \cap Y = Y'$. The *Vapnik-Chervonenkis's dimension* [28] $\text{VC-dim}(\mathcal{S})$ of \mathcal{S} is the cardinality of the largest subset of X shattered by \mathcal{S} .

Theorem 2 ([18,19]). *If $G := G_1(\mathcal{S}) = (V, E)$ is the 1-inclusion graph of a set family $\mathcal{S} \subseteq 2^X$ with VC-dimension $\text{VC-dim}(\mathcal{S}) = d$, then $\frac{|E|}{|V|} \leq d$.*

For a set family $\mathcal{S} \subseteq 2^X$, the *shifting (push down or stabilization) operation* φ_e with respect to an element $e \in X$ replaces every set S of \mathcal{S} such that $S \setminus \{e\} \notin \mathcal{S}$ by the set $S \setminus \{e\}$. Denote by $\varphi_e(\mathcal{S})$ the resulting set family and by $G' = G_1(\varphi_e(\mathcal{S})) = (V', E')$ the 1-inclusion graph of $\varphi_e(\mathcal{S})$. Haussler [18] proved that the shifting map φ_e has the following properties:

- (1) φ_e is bijective on the vertex-sets: $|V| = |V'|$,
- (2) φ_e is increasing the number of edges: $|E| \leq |E'|$,
- (3) φ_e is decreasing the VC-dimension: $\text{VC-dim}(\mathcal{S}) \geq \text{VC-dim}(\varphi_e(\mathcal{S}))$.

Harper [17, p.28] called *Steiner operations* the set-maps $\varphi : 2^X \rightarrow 2^X$ satisfying (1), (2), and the following condition:

- (4) $S \subseteq T$ implies $\varphi(S) \subseteq \varphi(T)$.

He proved that the compression operation defined in [17, Subsection 3.3] is a Steiner operation. Note that φ_e satisfies (4) (but is defined only on \mathcal{S}).

After a finite sequence of shiftings, any set family \mathcal{S} can be transformed into a set family \mathcal{S}^* , such that $\varphi_e(\mathcal{S}^*) = \mathcal{S}^*$ holds for any $e \in X$. The resulting set family \mathcal{S}^* , a *complete shifting* of \mathcal{S} , is *downward closed* (i.e., is a *simplicial complex*). Consequently, the 1-inclusion graph $G_1(\mathcal{S}^*)$ of \mathcal{S}^* is a *bouquet of cubes*, i.e., a union of subcubes of Q_m with a common origin \emptyset . Let $G^* = G_1(\mathcal{S}^*) = (V^*, E^*)$ and $d^* = \text{VC-dim}(\mathcal{S}^*)$. Since all shiftings satisfy the conditions (1)-(3), we conclude that $|V^*| = |V|$, $|E^*| \geq |E|$, and $d^* \leq d$. Therefore, to prove the inequality $\frac{|E|}{|V|} \leq d$ it suffices to show that $\frac{|E^*|}{|V^*|} \leq d^*$. Haussler deduced it from Sauer's lemma [26], however it is easy to prove this inequality directly, by bounding the degeneracy of G^* . Indeed, let v_0 be the vertex of G^* corresponding to the origin \emptyset and let v be a furthest from v_0 vertex of G^* . Then v_0 and v span a maximal cube of G^* (of dimension $\leq d^*$) and v belongs only to this maximal cube of G^* . Therefore, if we remove v from G^* , we will also remove at most d^* edges of G^* and the resulting graph will be again a bouquet of cubes $G^- = (V^-, E^-)$ with one less vertex and dimension $\leq d^*$. Therefore, we can apply the induction hypothesis to this bouquet G^- and deduce that $|E^-| \leq |V^-|d^*$. Consequently, $|E^*| \leq d^* + |E^-| \leq d^* + (|V^*| - 1)d^* = |V^*|d^*$.

To extend Haussler’s proof to subgraphs of halved cubes (and, equivalently, to subgraphs of squares of cubes), we need to appropriately define the shifting operation and the notion of VC-dimension, that satisfy the conditions (1)-(3). Additionally, the degeneracy of the 1,2-inclusion graph of the final shifted family must be bounded by a function of the VC-dimension. We will use the shifting operation with respect to pairs of elements (and not to single elements) and the notion of clique-VC-dimension instead of VC-dimension.

2.2. Other results. The inequality of Haussler et al. [19] as well as the notion of VC-dimension and Sauer lemma have been subsequently extended to subgraphs of Hamming graphs (i.e., from binary alphabets to arbitrary alphabets); see [20, 23–25]. Cesa-Bianchi and Haussler [6] presented a graph-theoretical generalization of the Sauer lemma for the m -fold $F^m = F \times \dots \times F$ Cartesian products of arbitrary undirected graphs F . In [9], we defined a notion of VC-dimension for subgraphs of Cartesian products of arbitrary connected graphs (hypercubes are Cartesian products of K_2) and we established a density result $\frac{|E|}{|V|} \leq \text{VC-dim}(G) \cdot \alpha(H)$ for subgraphs G of Cartesian products of graphs not containing a fixed graph H as a minor ($\alpha(H)$ is a constant such that any graph not containing H as a minor has density at most $\alpha(H)$; it is well known [12] that if $r := |V(H)|$, then $\alpha(H) \leq cr\sqrt{\log r}$ for a universal constant c).

For edge- and vertex-isoperimetric problems in Johnson graphs (which are still open problems), some authors [1, 11] used a natural *pushing to the left* (or *switching*, or *shifting*) operation. Let \mathcal{S} consists only of sets of size r . Given an arbitrary total order e_1, \dots, e_m of the elements of X and two elements $e_i < e_j$, in the pushing to the left of \mathcal{S} with respect to the pair e_i, e_j each set S of \mathcal{S} containing e_j and not containing e_i is replaced by the set $S \setminus \{e_j\} \cup \{e_i\}$ if $S \setminus \{e_j\} \cup \{e_i\} \notin \mathcal{S}$. This operation preserves the size of \mathcal{S} , the cardinality r of the sets and do not decrease the number of edges, but the degeneracy of the final graph is not easy to bound.

Bousquet and Thomassé [4] defined the notions of 2-shattering and 2VC-dimension and established the Erdős-Pósa property for the families of balls of fixed radius in graphs with bounded 2VC-dimension. These notions have some similarity with our concepts of c-shattering and clique-VC-dimension because they concern shattering not of all subsets but only of a certain pattern of subsets (of all pairs). Recall from [4] that a set family \mathcal{S} *2-shatters* a set Y if for any 2-set $\{e_i, e_j\}$ of Y there exists $S \in \mathcal{S}$ such that $Y \cap S = \{e_i, e_j\}$; the *2VC-dimension* of \mathcal{S} is the maximum size of a 2-shattered set.

Halved cubes and Johnson graphs host several important classes of graphs occurring from metric graph theory [2]: basis graphs of matroids are isometric subgraphs of Johnson graphs [22] and basis graphs of even Δ -matroids are isometric subgraphs of halved cubes [7]. More general classes are the graphs isometrically embeddable into halved cubes and Johnson graphs. Similarly to Djoković’s characterization of isometric subgraphs of hypercubes [13], isometric subgraphs of Johnson graphs have been characterized in [8] (the problem of characterizing isometric subgraphs of halved cubes has been raised in [10] and is still open). Shpectorov [27] proved that the graphs admitting an isometric embedding into an ℓ_1 -space are exactly the graphs which admit a scale embedding into a hypercube and he proved that such graphs are exactly the graphs which are isometric subgraphs of Cartesian products of octahedra and of isometric subgraphs of halved cubes. For a presentation of most of these results, see the book by Deza and Laurent [10].

3. PRELIMINARIES

3.1. Degeneracy. All graphs $G = (V, E)$ occurring in this note are finite, undirected, and simple. The *degeneracy* of G is the minimal k such that there exists a total order v_1, \dots, v_n of vertices of G such that each vertex v_i has degree at most k in the subgraph of G induced by

v_i, v_{i+1}, \dots, v_n . It is well known and it can be easily shown that the degeneracy of every graph $G = (V, E)$ upper bounds the ratio $\frac{|E|}{|V|}$.

3.2. Squares of hypercubes, halved cubes, and Johnson graphs. The m -dimensional hypercube Q_m is the graph having all 2^m subsets of a set $X = \{e_1, \dots, e_m\}$ as the vertex-set and two sets A, B are adjacent in Q_m iff $|A \Delta B| = 1$. The *halved cube* $\frac{1}{2}Q_m$ [5, 10] has the subsets of X of even cardinality as vertices and two such vertices A, B are adjacent in $\frac{1}{2}Q_m$ iff $|A \Delta B| = 2$ (one can also define halved cubes for subsets of odd size). Equivalently, the halved cube $\frac{1}{2}Q_m$ is the *square* Q_m^2 of the hypercube Q_{m-1} , i.e., the graph formed by connecting pairs of vertices of Q_{m-1} whose distance is at most two in Q_{m-1} . For an integer $r > 0$, the *Johnson graph* $J(r, m)$ [5, 10] has the subsets of X of size r as vertices and two such vertices A, B are adjacent in $J(r, m)$ iff $|A \Delta B| = 2$. All Johnson graphs $J(r, m)$ are (isometric) subgraphs of the corresponding halved cube $\frac{1}{2}Q_m$. Notice also that the halved cube $\frac{1}{2}Q_m$ and the Johnson graph $J(r, m)$ are scale 2 embedded in the hypercube Q_m .

Let \mathcal{S} be a family of subsets of a set $X = \{e_1, \dots, e_m\}$. The *1,2-inclusion graph* $G_{1,2}(\mathcal{S})$ of \mathcal{S} is the graph having \mathcal{S} as the vertex-set and in which two vertices A and B are adjacent iff $1 \leq |A \Delta B| \leq 2$, i.e., $G_{1,2}(\mathcal{S})$ is the subgraph of the square Q_m^2 of Q_m induced by \mathcal{S} . The graph $G_{1,2}(\mathcal{S})$ comprises all edges of the 1-inclusion graph $G_1(\mathcal{S})$ of \mathcal{S} and of the subgraphs of the halved cubes induced by even and odd sets of \mathcal{S} . The latter edges of $G_{1,2}(\mathcal{S})$ are of two types: *vertical edges* SS' arise from sets S, S' such that $|S| = |S'| + 2$ or $|S'| = |S| + 2$ and *horizontal edges* SS' arise from sets S, S' such that $|S| = |S'|$.

If all sets of \mathcal{S} have even cardinality, then we will call \mathcal{S} an *even set family*; in this case, the 1,2-inclusion graph $G_{1,2}(\mathcal{S})$ coincides with the subgraph of the halved cube $\frac{1}{2}Q_m$ induced by \mathcal{S} . Since Q_m^2 is isomorphic to $\frac{1}{2}Q_{m+1}$, any 1,2-inclusion graph is an induced subgraph of a halved cube. More precisely, any set family \mathcal{S} of X can be lifted to an even set family \mathcal{S}^+ of $X \cup \{e_{m+1}\}$ in such a way that the 1,2-inclusion graphs of \mathcal{S} and \mathcal{S}^+ are isomorphic: \mathcal{S}^+ consists of all sets of even size of \mathcal{S} and of all sets of odd size of \mathcal{S} to which the element e_{m+1} was added. The proof of the following lemma is straightforward:

Lemma 1. *For any set family \mathcal{S} , the lifted family \mathcal{S}^+ is an even set family and the 1,2-inclusion graphs $G_{1,2}(\mathcal{S})$ and $G_{1,2}(\mathcal{S}^+)$ are isomorphic.*

3.3. Pointed set families and pointed cliques. We will call a set family \mathcal{S} a *pointed set family* if $\emptyset \in \mathcal{S}$. Any set family \mathcal{S} can be transformed into a pointed set family by the operation of *twisting*. For a set $A \in \mathcal{S}$, let $\mathcal{S} \Delta A := \{S \Delta A : S \in \mathcal{S}\}$ and say that $\mathcal{S} \Delta A$ is obtained from \mathcal{S} by applying a *twisting* with respect to A . Note that a twisting is a bijection between \mathcal{S} and $\mathcal{S} \Delta A$ mapping the set A to \emptyset (and therefore $\mathcal{S} \Delta A$ is a pointed set family). Notice that any twisting of an even set family \mathcal{S} is an even set family. As before, let $G_1(\mathcal{S})$ denote the 1-inclusion graph of \mathcal{S} . The following properties of twisting are well-known and easy to prove:

Lemma 2. *For any $\mathcal{S} \subseteq 2^X$ and any $A \subseteq X$, $G_1(\mathcal{S} \Delta A) \simeq G_1(\mathcal{S})$ and $\text{VC-dim}(\mathcal{S} \Delta A) = \text{VC-dim}(\mathcal{S})$.*

Analogously to the proof of the first assertion of Lemma 2, one can easily show that:

Lemma 3. *For any set family $\mathcal{S} \subseteq 2^X$ and any $A \subseteq X$, $G_{1,2}(\mathcal{S} \Delta A) \simeq G_{1,2}(\mathcal{S})$.*

We will say that a clique \mathcal{C} of $\frac{1}{2}Q_m$ is a *pointed clique* if \mathcal{C} is a pointed set family.

Lemma 4. *By a twisting, any clique \mathcal{C} of $\frac{1}{2}Q_m$ can be transformed into a pointed clique.*

Proof. Let \mathcal{C} be a clique of $\frac{1}{2}Q_m$. Let A be a set of maximal size which is a vertex of \mathcal{C} . Then the twisting of \mathcal{C} with respect to A maps \mathcal{C} into a pointed clique $\mathcal{C} \Delta A$ of $\frac{1}{2}Q_m$: indeed, if $\mathcal{C}', \mathcal{C}''$

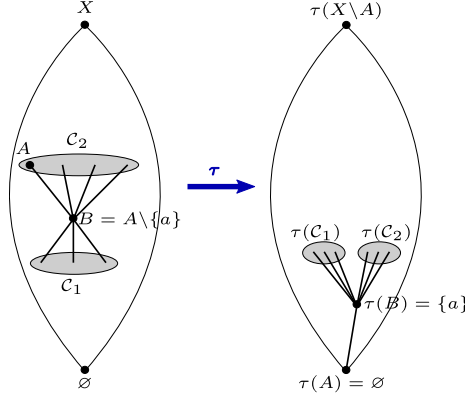


FIGURE 1. A twisting mapping $\tau : S \mapsto S \triangle A$ of a clique to a pointed clique.

are two vertices of \mathcal{C} , then $|(C' \triangle A) \triangle (C'' \triangle A)| = |C' \triangle C''| = 2$. Since $A \triangle A = \emptyset$, $\mathcal{C} \triangle A$ is a pointed clique (for an illustration, see Fig. 1). \square

We describe now the structure of pointed cliques in halved cubes.

Lemma 5. *Any pointed maximal clique \mathcal{C} of a halved cube $\frac{1}{2}Q_m$ is (a) a sporadic 4-clique of the form $\{\emptyset, \{e_i, e_j\}, \{e_i, e_k\}, \{e_j, e_k\}\}$ for arbitrary elements $e_i, e_j, e_k \in X$, or (b) a clique of size m of the form $\{\emptyset\} \cup \{\{e_i, e_j\} : e_j \in X \setminus \{e_i\}\}$ for an arbitrary but fixed element $e_i \in X$.*

Proof. Since \mathcal{C} is a pointed clique, \emptyset is a vertex of \mathcal{C} , denote it C_0 . All other neighbors of C_0 in $\frac{1}{2}Q_m$ are sets of the form $\{e_i, e_j\}$ with $e_i, e_j \in X$, i.e., the neighborhood of C_0 in the halved cube $\frac{1}{2}Q_m$ is the line-graph of the complete graph K_m having X as the vertex-set. In particular, the clique $\mathcal{C}_0 := \mathcal{C} \setminus \{C_0\}$ corresponds to a set of pairwise incident edges of K_m . It can be easily seen that this set of edges defines either a triangle or a star of K_m . Indeed, pick an edge $e_i e_j$ of K_m corresponding to a pair $\{e_i, e_j\} \in \mathcal{C}_0$. If the respective set of edges is not a star, then necessarily \mathcal{C}_0 contains two pairs of the form $\{e_i, e_k\}$ and $\{e_j, e_l\}$, both different from $\{e_i, e_j\}$. But then $k = l$, otherwise the edges $e_i e_k$ and $e_j e_l$ would not be incident. Thus \mathcal{C}_0 contains the three pairs $\{e_i, e_j\}$, $\{e_i, e_k\}$, and $\{e_j, e_k\}$. If \mathcal{C}_0 contains yet another pair, then this pair will be necessarily disjoint from one of the three previous pairs, a contradiction. Thus in this case, $\mathcal{C} = \{\emptyset, \{e_i, e_j\}, \{e_i, e_k\}, \{e_j, e_k\}\}$. Otherwise, if the respective set of edges is a star with center e_i , then \mathcal{C}_0 is a clique of size $m - 1$ of the form $\{\{e_i, e_j\} : e_j \in X \setminus \{e_i\}\}$. \square

4. THE CLIQUE-VC-DIMENSION

As we noticed above, the classical VC-dimension of set families cannot be used to bound the density of their 1,2-inclusion graphs. Indeed, the 1,2-inclusion graph of the set family $\mathcal{S}_0 := \{\{e_j\} : e_j \in X\}$ is a complete graph, while the VC-dimension of \mathcal{S}_0 is 1 (notice also that the 2VC-dimension of \mathcal{S}_0 is 0).

We will define a notion that is more appropriate for this purpose, which we will call clique-VC-dimension. The idea is to use the form of pointed cliques of $\frac{1}{2}Q_m$ established above and to shatter them. In view of Lemma 1, it suffices to define the clique-VC-dimension for even set families. First we present a generalized definition of classical shattering.

Let $X = \{e_1, \dots, e_m\}$ and $\mathcal{S} \subseteq 2^X$. Let Y be a subset of X . Denote by $Q[Y]$ the subcube of Q_m consisting of all subsets of Y . Analogously, for two sets Y' and Y such that $Y' \subset Y$, denote by $Q[Y', Y]$ the smallest subcube of Q_m containing the sets Y' and Y : $Q[Y', Y] = \{Z \subset X :$

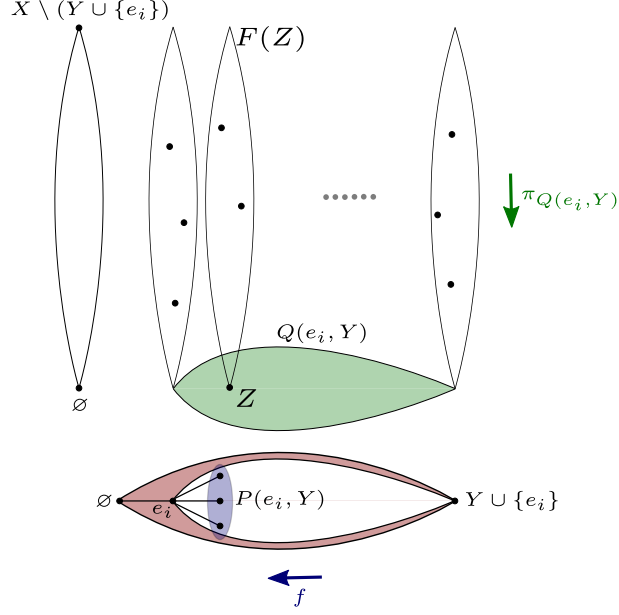


FIGURE 2. Example of a c -shattered pair (e_i, Y) . $F(Z)$ is the fiber of Z in $Q(e_i, Y)$. The sets of \mathcal{S} (black points) in the fibers of the sets of $Q(e_i, Y)$ are projected on $Q(e_i, Y)$ (in green). The vertices in $Q(e_i, Y)$ are then mapped to $P(e_i, Y)$ (in blue) by the c -shattering function f . The remaining vertices of $Q[\emptyset, Y \cup \{e_i\}]$ (in red) are “not used” for shattering.

$Y' \subseteq Z \subseteq Y$). In particular, $Q[Y] = Q[\emptyset, Y]$. For a vertex Z of $Q[Y', Y]$, call

$$F(Z) := \{Z \cup Z' : Z' \subseteq X \setminus Y\}$$

the *fiber* of Z with respect to the cube $Q[Y', Y]$. Let

$$\pi_{Q[Y', Y]}(\mathcal{S}) := \{Z \in Q[Y', Y] : F(Z) \cap \mathcal{S} \neq \emptyset\}$$

denote the *projection* of the set family \mathcal{S} on $Q[Y', Y]$. Then the cube $Q[Y', Y]$ with $Y' \subseteq Y$ is shattered by \mathcal{S} if $\pi_{Q[Y', Y]}(\mathcal{S}) = Q[Y', Y]$, i.e., for any $Y' \subseteq Z \subseteq Y$ the fiber $F(Z)$ contains a set of \mathcal{S} (see Fig. 2). In particular, a subset Y is shattered by \mathcal{S} iff $\pi_{Q[Y]}(\mathcal{S}) = Q[Y]$.

4.1. The clique-VC-dimension of pointed even set families. Let \mathcal{S} be a pointed even set family of 2^X , i.e., a set family in which all sets have even size and $\emptyset \in \mathcal{S}$. Let Y be a subset of X and let e_i be an element of X not belonging to Y . Denote by $P(e_i, Y)$ the set of all *2-sets*, i.e., pairs of the form $\{e_i, e_j\}$ with $e_j \in Y$. Then $Q[\{e_i\}, Y \cup \{e_i\}]$ is the smallest subcube of Q_m containing e_i and all the 2-sets of $P(e_i, Y)$. For simplicity, we will denote this cube by $Q(e_i, Y)$.

We will say that a pair (e_i, Y) with $Y \subset X$ and $e_i \notin Y$ is *c-shattered* by \mathcal{S} if there exists a surjective function $f : \pi_{Q(e_i, Y)}(\mathcal{S}) \rightarrow P(e_i, Y)$ such that for any $S \in \pi_{Q(e_i, Y)}(\mathcal{S})$ the inclusion $f(S) \subseteq S$ holds. In other words, (e_i, Y) is c -shattered by \mathcal{S} if each 2-set $\{e_i, e_j\} \in P(e_i, Y)$ admits an extension $S_j \in \pi_{Q(e_i, Y)}(\mathcal{S})$ such that $\{e_i, e_j\} \subseteq S_j$ and for any two 2-sets $\{e_i, e_j\}, \{e_i, e_{j'}\} \in P(e_i, Y)$ the sets S_j and $S_{j'}$ are distinct. Since $\emptyset \in \mathcal{S}$, the empty set \emptyset is always shattered by \mathcal{S} .

For a pointed even set family \mathcal{S} , the *clique-VC-dimension* is

$$cVC\text{-dim}(\mathcal{S}) := \max\{|Y| + 1 : Y \subset X \text{ and } \exists e_i \in X \setminus Y \text{ such that } (e_i, Y) \text{ is } c\text{-shattered by } \mathcal{S}\}.$$

We continue with some simple examples of clique-VC-dimension:

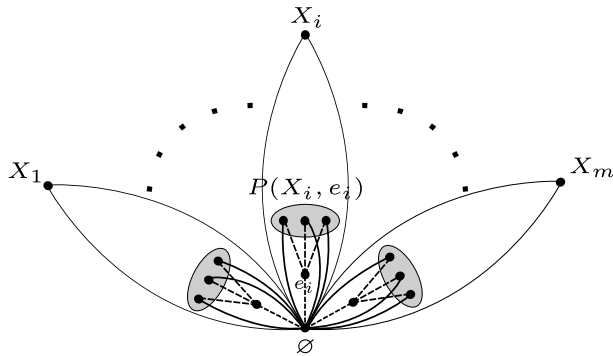


FIGURE 3. Illustration of Example 3

Example 1. For set family $\mathcal{S}_0 = \{\{e_j\} : e_j \in X\}$ introduced above, let $\mathcal{S}_0^+ = \{\{e_j, e_{m+1}\} : e_j \in X\}$ be the lifting of \mathcal{S}_0 to an even set family. For an arbitrary (but fixed) element e_i , let $\mathcal{S}_1 := \{\emptyset\} \cup \{\{e_i, e_j\} : e_j \neq e_i\}$. Then \mathcal{S}_1 coincides with $\mathcal{S}_0 \Delta \{e_i\}$ and with $\mathcal{S}_0^+ \Delta \{e_i, e_{m+1}\}$. \mathcal{S}_1 is an even set family, its 1,2-inclusion graph is a pointed clique, and $\text{cVC-dim}(\mathcal{S}_1) = |X| = m$.

Example 2. Let $\mathcal{S}_2 = \{\emptyset, \{e_1, e_2\}, \{e_1, e_3\}, \{e_2, e_3\}\}$ be the sporadic 4-clique from Lemma 5. In this case, one can c-shatter any two of the pairs $\{e_1, e_2\}, \{e_1, e_3\}, \{e_2, e_3\}$ but not all three. This shows that $\text{cVC-dim}(\mathcal{S}_2) = 2 + 1 = 3$.

Example 3. For arbitrary even integers m and k , Let X be a ground set of size $m + km$ which is the disjoint union of $m + 1$ sets X_0, X_1, \dots, X_m , where $X_0 = \{e_1, \dots, e_m\}$ and $X_i = \{e_{i1}, \dots, e_{ik}\}$ for each $i = 1, \dots, m$. Let \mathcal{S}_3 be the pointed even set family consisting of the empty set \emptyset , the set X , and for each $i = 1, \dots, m$ of all the 2-sets of $P(e_i, X_i) = \{\{e_i, e_{i1}\}, \dots, \{e_i, e_{ik}\}\}$. Then $G_{1,2}(\mathcal{S}_3)$ consists of an isolated vertex X and m maximal cliques $\mathcal{C}_i := P(e_i, X_i) \cup \{\emptyset\}$ of size $k + 1$ and these cliques pairwise intersect in a single vertex \emptyset . We assert that $\text{cVC-dim}(\mathcal{S}_3) = k + 2$. Indeed, let Y be the set consisting of X_i for a given $i \in \{1, \dots, m\}$ plus the singleton $\{e_{(i+1)1}\}$. Then the pair (e_i, Y) is c-shattered by \mathcal{S}_3 . The c-shattering map $f : \pi_{Q(e_i, Y)}(\mathcal{S}_3) \rightarrow P(e_i, Y)$ is defined as follows: every 2-set of $P(e_i, X_i) \subset Q(e_i, Y)$ is in \mathcal{S}_3 and is thus mapped to itself, $X \cap (Y \cup \{e_i\}) = Y \cup \{e_i\}$ is an extension of the remaining 2-set $\{e_i, e_{(i+1)1}\}$ in $Q(e_i, Y)$ and thus $f(Y \cup \{e_i\}) := \{e_i, e_{(i+1)1}\}$. Since $|Y| = k + 1$, we showed that $\text{cVC-dim}(\mathcal{S}_3) \geq k + 2$. On the other hand, $\text{cVC-dim}(\mathcal{S}_3) \leq k + 2$ because every element e from X is in at most $k + 1$ sets of \mathcal{S}_3 . Therefore, $\text{cVC-dim}(\mathcal{S}_3) = k + 2$.

4.2. The clique-VC-dimension of even and arbitrary set families. The *clique-VC-dimension* $\text{cVC-dim}^*(\mathcal{S})$ of an even set family \mathcal{S} is the minimum of the clique-VC-dimensions of the pointed even set families $\mathcal{S} \Delta A$ for $A \in \mathcal{S}$:

$$\text{cVC-dim}^*(\mathcal{S}) := \min\{\text{cVC-dim}(\mathcal{S} \Delta A) : A \in \mathcal{S}\}.$$

The *clique-VC-dimension* $\text{cVC-dim}^*(\mathcal{S})$ of an arbitrary set family \mathcal{S} is the clique-VC-dimension of its lifting \mathcal{S}^+ .

Remark 1. A simple analysis shows that for the even set families from Examples 1-3, we have $\text{cVC-dim}^*(\mathcal{S}_1) = m$, $\text{cVC-dim}^*(\mathcal{S}_2) = 3$, and $\text{cVC-dim}^*(\mathcal{S}_3) = k + 2$.

Remark 2. In fact, the set family \mathcal{S}_3 shows that the maximum degree of a 1,2-inclusion graph $G_{1,2}(\mathcal{S})$ of an even set family \mathcal{S} can be arbitrarily larger than $\text{cVC-dim}^*(\mathcal{S})$. Indeed, \emptyset is the vertex of maximum degree of $G_{1,2}(\mathcal{S}_3)$ and its degree is km .

The family \mathcal{S}_3 also explains why in the definition of the clique-VC-dimension of \mathcal{S} we take the minimum over all $\mathcal{S}\Delta A, A \in \mathcal{S}$. Consider the twisting of \mathcal{S}_3 with respect to the set $X \in \mathcal{S}_3$. Then one can see that $\text{cVC-dim}(\mathcal{S}_3\Delta X) \geq (m-1)k + 1$. Indeed, $\mathcal{S}_3\Delta X = \{\emptyset, X\} \cup (\bigcup_{(i,j) \in \{1,\dots,m\} \times \{1,\dots,k\}} \{X \setminus \{e_i, e_{ij}\}\})$. Let $Y := \{e_{ij} : i \in \{1, \dots, m-1\} \text{ and } j \in \{1, \dots, k\}\}$. We assert that (e_1, Y) is c-shattered by $\mathcal{S}_3\Delta X$. We set $\mathcal{S}'_3 := \pi_{Q(e_1, Y)}(\mathcal{S}_3\Delta X)$, $S_{ij} := X \setminus \{e_i, e_{ij}\}$, and $S'_{ij} := \pi_{Q(e_1, Y)}(S_{ij})$. Let $f : \mathcal{S}'_3 \rightarrow P(e_1, Y)$ be such that for all $i \in \{2, \dots, m\}$ and $j \in \{1, \dots, k\}$, we have $f(S'_{ij}) = \{e_1, e_{(i-1)j}\}$. Clearly, every $\{e_1, e_{(i-1)j}\}$ has an extension S'_{ij} with a non-empty fiber ($S_{ij} \in F(S'_{ij})$), and for all $S_{rl} \neq S_{ij}$, we have $S'_{rl} \neq S'_{ij}$, hence f is a surjection. Therefore, (e_1, Y) is c-shattered. Since $|Y| = (m-1)k$, whence $\text{cVC-dim}(\mathcal{S}_3\Delta X) \geq (m-1)k + 1$.

5. PROOF OF THEOREM 1

After the preparatory work done in previous three subsections, here we present the proof of our main result. We start the proof by defining the double shifting (d-shifting) as an adaptation of the shifting to pointed even families. We show that, similarly to classical shifting operation, d-shifting satisfies the conditions (1)-(3) and that the result of a complete sequence of d-shiftings is a bouquet of halved cubes (which is a particular pointed even set family). We show that the degeneracy of the 1,2-inclusion graph of such a bouquet \mathcal{B} is bounded by $\binom{d}{2}$, where $d := \text{cVC-dim}(\mathcal{B})$. We conclude the proof of the theorem by considering arbitrary even set families \mathcal{S} and applying the previous arguments to the pointed family $\mathcal{S}\Delta A$, where A is a set of \mathcal{S} such that $\text{cVC-dim}(\mathcal{S}\Delta A) = \text{cVC-dim}^*(\mathcal{S})$.

5.1. Double shiftings of pointed even families. For a pointed even set family $\mathcal{S} \subseteq 2^X$, the *double shifting* (*d-shifting* for short) with respect to a 2-set $\{e_i, e_j\} \subseteq X$ is a map $\varphi_{ij} : \mathcal{S} \rightarrow 2^X$ which replaces every set S of \mathcal{S} such that $\{e_i, e_j\} \subseteq S$ and $S \setminus \{e_i, e_j\} \notin \mathcal{S}$ by the set $S \setminus \{e_i, e_j\}$:

$$\begin{aligned} \varphi_{ij} : \mathcal{S} &\rightarrow 2^X \\ S &\mapsto \begin{cases} S \setminus \{e_i, e_j\}, & \text{if } \{e_i, e_j\} \subseteq S \text{ and } S \setminus \{e_i, e_j\} \notin \mathcal{S} \\ S, & \text{otherwise.} \end{cases} \end{aligned}$$

Proposition 1. *Let $\mathcal{S} \subseteq 2^X$ be a pointed even set family, let $\{e_i, e_j\} \subseteq X$ be a 2-set, and let $G_{1,2}(\mathcal{S}) = G = (V, E)$ and $G_{1,2}(\varphi_{ij}(\mathcal{S})) = G' = (V', E')$ be the subgraphs of the halved cube induced by \mathcal{S} and $\varphi_{ij}(\mathcal{S})$, respectively. Then $|V| = |V'|$ and $|E| \leq |E'|$ hold.*

Proof. The fact that a d-shifting φ_{ij} preserves the number of vertices of an induced subgraph of halved cube immediately follows from the definition. Therefore we only need to show that φ_{ij} cannot decrease the number of edges, i.e., that there exists an injective map $\psi_{ij} : E \rightarrow E'$. We will call an edge SS' of G *stable* if $\varphi_{ij}(S) = S$ and $\varphi_{ij}(S') = S'$ hold and *shiftable* otherwise. For each stable edge SS' we will set $\psi_{ij}(SS') := SS'$.

Now, pick any shiftable edge SS' of E . Notice that in this case $\{e_i, e_j\} \subseteq S$ or $\{e_i, e_j\} \subseteq S'$. To define $\psi_{ij}(SS')$, we distinguish two cases depending on whether $\{e_i, e_j\}$ is a subset of only one of the sets S, S' or of both of them.

Case 1'. $\{e_i, e_j\} \subseteq S$ and $\{e_i, e_j\} \not\subseteq S'$ (the case $\{e_i, e_j\} \subseteq S'$ and $\{e_i, e_j\} \not\subseteq S$ is similar).

Since $\{e_i, e_j\} \not\subseteq S'$, necessarily $\varphi_{ij}(S') = S'$. Since SS' is shiftable, $\varphi_{ij}(S) \neq S$, i.e., $\varphi_{ij}(S) = S \setminus \{e_i, e_j\} =: Z$. We consider two cases depending on whether one of the elements e_i or e_j belongs to S' or not.

Subcase 1'.1. $e_i \in S'$ and $e_j \notin S'$ (the case $e_j \in S'$ and $e_i \notin S'$ is similar). In this case, there is an element $e_k \in X$ such that $S\Delta S' = \{e_j, e_k\}$. Observe that $S \not\subseteq S'$ since $e_j \notin S'$ and $e_j \in S$. Hence either $S' \subseteq S$ or there exists $A \subset X$ such that $S' = A \cup \{e_k\}$ and $S = A \cup \{e_j\}$. In the

former case, we have $S = S' \cup \{e_j, e_k\}$, $Z = S' \cup \{e_k\} \setminus \{e_i\}$, and $Z\Delta S' = \{e_i, e_k\}$. In the later case, we have $Z = A \setminus \{e_i\}$ and $Z\Delta S' = \{e_i, e_k\}$. In both cases, $|Z\Delta S'| = 2$ and $ZS' \in E'$. We set $\psi_{ij}(SS') := ZS'$.

Subcase 1'.2. $e_i \notin S'$ and $e_j \notin S'$. Then $S\Delta S' = \{e_i, e_j\}$ and so $S \setminus \{e_i, e_j\} = Z = S'$. We obtain a contradiction that SS' is shiftable (i.e., $Z = \varphi_{ij}(S)$ cannot be in \mathcal{S}).

Case 2'. $\{e_i, e_j\} \subseteq S$ and $\{e_i, e_j\} \subseteq S'$.

Set $Z := S \setminus \{e_i, e_j\}$ and $Z' := S' \setminus \{e_i, e_j\}$. Then both sets Z, Z' belong to $\varphi_{ij}(\mathcal{S})$ and ZZ' defines an edge of G' . Since SS' is shiftable, at least one of the sets Z, Z' does not belong to \mathcal{S} .

Subcase 2'.1. $Z, Z' \notin \mathcal{S}$. Then $\varphi_{ij}(S) = Z$ and $\varphi_{ij}(S') = Z'$ and ZZ' is an edge of G' . In this case, we set $\psi_{ij}(SS') := ZZ'$.

Subcase 2'.2. $Z \in \mathcal{S}$ and $Z' \notin \mathcal{S}$ (the case $Z \notin \mathcal{S}$ and $Z' \in \mathcal{S}$ is similar). Then $\varphi_{ij}(S) = S$, $\varphi_{ij}(S') = Z'$, and ZZ' is an edge of G' but not of G . In this case, we set $\psi_{ij}(SS') := ZZ'$.

It remains to show that the map $\psi_{ij} : E \rightarrow E'$ is injective. Suppose by way of contradiction that G' contains an edge ZZ' for which there exist two distinct edges SS' and CC' of G such that $\psi_{ij}(SS') = \psi_{ij}(CC') = ZZ'$. Since at least one of the edges SS' and CC' is different from ZZ' , from the definition of d-shifting we conclude that ZZ' is not an edge of G , say $Z' \notin \mathcal{S}$. This also implies that SS' and CC' are shiftable edges of G .

Case 1''. $Z \notin \mathcal{S}$.

From the definition of the map ψ_{ij} and since $Z, Z' \notin \mathcal{S}$, both edges SS' and CC' are in Subcase 2'.1. This shows that $Z = S \setminus \{e_i, e_j\}$, $Z' = S' \setminus \{e_i, e_j\}$, and $Z = C \setminus \{e_i, e_j\}$, $Z' = C' \setminus \{e_i, e_j\}$, yielding $S = C$ and $S' = C'$, a contradiction.

Case 2''. $Z \in \mathcal{S}$.

After an appropriate renaming of the sets S, S' and C, C' , we can suppose that $\varphi_{ij}(S) = \varphi_{ij}(C) = Z$ and $\varphi_{ij}(S') = \varphi_{ij}(C') = Z'$. Since $Z' \notin \mathcal{S}$, from the definition of the map ψ_{ij} , we deduce that $S' = Z' \cup \{e_i, e_j\} = C'$. On the other hand, since $Z \in \mathcal{S}$, we have either $S = C = Z$ which contradicts the choice of $SS' \neq CC'$, or $S \setminus \{e_i, e_j\} = C = Z$ (or the symmetric possibility $C \setminus \{e_i, e_j\} = S = Z$) which contradicts the fact that SS' (or CC') is shiftable.

This shows that the map $\psi_{ij} : E \rightarrow E'$ is injective, thus $|E| \leq |E'|$. \square

Lemma 6. *If φ_{ij} is a d-shifting of a pointed even family $\mathcal{S} \subset 2^X$, then $\text{cVC-dim}(\varphi_{ij}(\mathcal{S})) \leq \text{cVC-dim}(\mathcal{S})$.*

Proof. Let (e, Y) be c-shattered by $\mathcal{S}_{ij} := \varphi_{ij}(\mathcal{S})$ (recall that $Y \subset X$ and $e \notin Y$). Let $\mathcal{S}' := \pi_{Q(e, Y)}(\mathcal{S})$ and $\mathcal{S}'_{ij} := \pi_{Q(e, Y)}(\varphi_{ij}(\mathcal{S}))$. By definition of c-shattering, there exists a surjective function f associating every element of \mathcal{S}'_{ij} to a 2-set $\{e, e'\} \in P(e, Y)$. We will define a surjective function g from \mathcal{S}' to \mathcal{S}'_{ij} , and derive from f a c-shattering function $f' := f \circ g$ from \mathcal{S}' to $P(e, Y)$. Let $S_{e'} \in \mathcal{S}'_{ij}$ be a set such that $f(S_{e'}) = \{e, e'\}$. If $S_{e'} \in \mathcal{S}'$, then the 2-set $\{e, e'\}$ also has an extension in \mathcal{S}' and we can set $g(S_{e'}) := S_{e'}$. If $S_{e'} \notin \mathcal{S}'$, it means that there exists a set $S \in \mathcal{S}$ such that $S \neq \varphi_{ij}(S)$ and $\varphi_{ij}(S)$ is in the fiber $F(S_{e'})$ of $S_{e'}$ with respect to $\pi_{Q(e, Y)}$ in \mathcal{S}_{ij} . The set S is in the fiber $F(S')$ of some set $S' \in \mathcal{S}'$ with respect to $\pi_{Q(e, Y)}$. Since $\varphi_{ij}(S) \subseteq S$, we have $S_{e'} \subseteq S'$ and $S' \in \mathcal{S}'$ is an extension of the 2-set $\{e, e'\}$. We set $g(S') := S_{e'}$. Moreover, for every set $S' \in \mathcal{S}' \setminus \mathcal{S}'_{ij}$, there is a set $S \in F(S')$ such that $\varphi_{ij}(S) \neq S$. In this case, there is a set $S_{e'} \in \mathcal{S}'_{ij}$ such that $\varphi_{ij}(S) \in F(S_{e'})$. We set $g(S') := S_{e'}$. We have $S_{e'} \subseteq S'$ since $\varphi_{ij}(S) \subset S$.

The function g is surjective by definition and maps every set of \mathcal{S}' either on itself or on a subset of it. Since f is a c-shattering function, so is $f' := f \circ g$ and (e, Y) is c-shattered by \mathcal{S} .

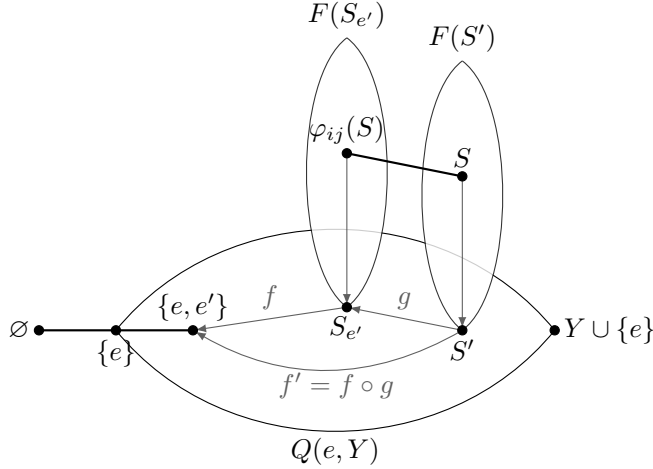


FIGURE 4. To the proof of Lemma 6.

Consequently, we have $\text{cVC-dim}(\varphi_{ij}(\mathcal{S})) \leq \text{cVC-dim}(\mathcal{S})$ since every (e, Y) \mathcal{S}_{ij} is also \mathcal{S} -shattered by \mathcal{S} . \square

5.2. Bouquets of halved cubes. A *bouquet of cubes* (called usually a *downward closed family* or a *simplicial complex*) is a set family $\mathcal{B} \subseteq 2^X$ such that $S \in \mathcal{B}$ and $S' \subseteq S$ implies $S' \in \mathcal{B}$. Obviously \mathcal{B} is a pointed family. Note that any bouquet of cubes \mathcal{B} is the union of all cubes of the form $Q[\emptyset, S]$, where S is an inclusion-wise maximal subset of \mathcal{B} .

A *bouquet of halved cubes* is an even set family $\mathcal{B} \subseteq 2^X$ such that for any $S \in \mathcal{B}$, any subset S' of S of even size is included in \mathcal{B} . In other words, a bouquet of halved cubes \mathcal{B} is the union of all halved cubes spanned by \emptyset and inclusion-wise maximal subsets S of \mathcal{B} .

Lemma 7. *After a finite number of d -shiftings, any pointed even set family \mathcal{S} of 2^X can be transformed into a bouquet of halved cubes.*

Proof. Let $\mathcal{S}_0, \mathcal{S}_1, \mathcal{S}_2, \dots$ be a sequence of even set families such that $\mathcal{S}_0 = \mathcal{S}$ and, for any $i \geq 1$, \mathcal{S}_i was obtained from \mathcal{S}_{i-1} by a d -shifting and $\mathcal{S}_i \neq \mathcal{S}_{i-1}$. This sequence is necessarily finite because each d -shifting strictly decreases the sum of sizes of the sets in the family. Let \mathcal{S}_r denote the last family in the sequence. This means that the d -shifting of \mathcal{S}_r with respect to any pair of elements of X leads to the same set family \mathcal{S}_r . Therefore, for any set $S \in \mathcal{S}_r$ and for any pair $\{e_j, e_k\} \subseteq S$, the set $S \setminus \{e_j, e_k\}$ belongs to \mathcal{S}_r , i.e., \mathcal{S}_r is a bouquet of halved cubes. \square

We continue with simple properties of bouquets of halved cubes.

Lemma 8. *Let $\mathcal{B} \subseteq 2^X$ be a bouquet of halved cubes of clique-VC-dimension $d := \text{cVC-dim}(\mathcal{B})$. Then the following properties hold:*

- (i) *for any element $e_i \in X$, $|\{\{e_i, e_j\} \in \mathcal{B} : e_j \in X \setminus \{e_i\}\}| \leq d - 1$;*
- (ii) *if S is a set of \mathcal{B} , then $|S| \leq d$;*
- (iii) *if S is a set of \mathcal{B} maximal by inclusion, then $\mathcal{B} \setminus \{S\}$ is still a bouquet of halved cubes.*

Proof. The inequality $|\{\{e_i, e_j\} \in \mathcal{S} : e_j \in X \setminus \{e_i\}\}| \leq d - 1$ directly follows from the definition of $\text{cVC-dim}(\mathcal{B})$. The property (iii) immediately follows from the definition of a bouquet of halved cubes. To prove (ii), suppose by way of contradiction that $|S| > d$. Since \mathcal{B} is a bouquet of halved cubes, every subset of S of even cardinality belongs to \mathcal{B} . Therefore, if we pick any $e \in S$ and if we set $Y := S \setminus \{e\}$, then all the 2-sets of the form $\{e, e'\}$ with $e' \in Y$ are subsets of S ,

and thus are sets of \mathcal{B} . Consequently (e, Y) is c-shattered by \mathcal{B} . Since $|Y| = |S| - 1 > d - 1$, this contradicts the assumption that $d = \text{cVC-dim}(\mathcal{B})$. \square

5.3. Degeneracy of bouquets of halved cubes. In this subsection we prove the following upper bound for degeneracy of 1,2-inclusion graphs of bouquets of halved cubes:

Proposition 2. *Let $\mathcal{B} \subset 2^X$ be a bouquet of halved cubes of clique-VC-dimension $d := \text{cVC-dim}(\mathcal{B})$, and let $G := G_{1,2}(\mathcal{B})$. Then the degeneracy of G is at most $\binom{d}{2}$.*

Proof. Let S be a set of maximal size of \mathcal{B} . By Lemma 8(iii), $\mathcal{B} \setminus \{S\}$ is a bouquet of halved cubes. Thus, it suffices to show that the degree of S in G is upper bounded by $\binom{d}{2}$. From Lemma 8(ii), we know that $|S| \leq d$. This implies that S is incident in G to at most $\binom{d}{2}$ vertical edges. Therefore, it remains to bound the number of horizontal edges sharing S . The following lemma will be useful for this purpose:

Lemma 9. *If $|S| = d - k \leq d$, then S is incident in G to at most $(d - k)k$ horizontal edges.*

Proof. Pick any $s \in S$ and set $Y := S \setminus \{s\}$. For an element $e \in X \setminus S$, let $S_s^e := Y \cup \{e\}$. Notice that such S_s^e are exactly the neighbors of S in $\frac{1}{2}Q_m$ connected by a horizontal edge. Let $X' = \{e \in X \setminus S : S_s^e \in \mathcal{B}\}$.

Pick any element $y \in Y$. Then $y \in S_s^e$ for any $e \in X'$. Since \mathcal{B} is a bouquet of halved cubes, each of the $d - k - 1$ pairs $\{y, e'\}$ with $e' \in S \setminus \{y\}$ belongs to \mathcal{B} (yielding $P(y, S \setminus \{y\}) \subseteq \mathcal{B}$). To each set $S_s^e, e \in X'$, corresponds the unique pair $\{y, e\}$ and $\{y, e\} \in \mathcal{B}$ because $y, e \in S_s^e$. Therefore $P(y, X') \subset \mathcal{B}$. Since $|P(y, S \setminus \{y\})| + |P(y, X')| \leq d - 1$ and $|P(y, S \setminus \{y\})| = d - k - 1, |X'| = |P(y, X')|$, we conclude that $|X'| \leq k$. Therefore, for a fixed element $s \in S$, S has at most k neighbors of the form S_s^e with $e \in X'$. Since there are $|S| = d - k$ possible choices of the element s , S has at most $(d - k)k$ neighbors of cardinality $|S|$. \square

We now continue the proof of Proposition 2. Let $|S| = d - k \leq d$. Then S has $\binom{d-k}{2}$ neighbors of the form $S \setminus \{e, e'\}$ with $e \neq e' \in S$, i.e., S has $\binom{d-k}{2}$ incident vertical edges. It remains to bound the number of neighbors of S of the form $S \setminus \{e\} \cup \{e'\}$ with $e \in S$ and $e' \in X \setminus S$. By Lemma 9, S has at most $(d - k)k$ such neighbors. Summarizing, S possesses $(d - k)k + \binom{d-k}{2} = \frac{1}{2}(d^2 - d - k^2 + k)$ neighbors in G , and this number is maximal for $k = 0$ because

$$\frac{1}{2}(d^2 - d - k^2 + k) = \frac{1}{2}(d^2 - d) - \frac{1}{2}(k^2 - k) = \binom{d}{2} - \binom{k}{2} \leq \binom{d}{2}.$$

Hence, the degree of S in G is at most $\binom{d}{2}$, as asserted. \square

5.4. Proof of Theorem 1. First, let \mathcal{S} be an even set family over X with $|X| = m$, $d = \text{cVC-dim}^*(\mathcal{S})$ be the clique-VC-dimension of \mathcal{S} , and $G_{1,2}(\mathcal{S}) = (V, E)$ be the 1,2-inclusion graph of \mathcal{S} . We have to prove that $\frac{|E|}{|V|} \leq \binom{d}{2} =: D$.

Let A be a set of \mathcal{S} such that $\text{cVC-dim}(\mathcal{S}\Delta A) = \text{cVC-dim}^*(\mathcal{S}) = d$. By Lemma 3, $G_{1,2}(\mathcal{S}\Delta A) \simeq G_{1,2}(\mathcal{S})$. Thus it suffices to prove the inequality $\frac{|E(G_{1,2}(\mathcal{S}\Delta A))|}{|V(G_{1,2}(\mathcal{S}\Delta A))|} \leq D$. Consider a complete sequence of d-shiftings of $\mathcal{S}\Delta A$ and denote by $(\mathcal{S}\Delta A)^*$ the resulting set family. Since $\mathcal{S}\Delta A$ is a pointed even set family, applying Lemma 6 to each d-shifting, we deduce that $\text{cVC-dim}((\mathcal{S}\Delta A)^*) \leq \text{cVC-dim}(\mathcal{S}\Delta A) = d$. By Lemma 7, $(\mathcal{S}\Delta A)^*$ is a bouquet of halved cubes, thus, by Proposition 2, the degeneracy of its 1,2-inclusion graph $G^* = G_{1,2}((\mathcal{S}\Delta A)^*)$ is at most D . Therefore, if $G^* = (V^*, E^*)$, then $\frac{|E^*|}{|V^*|} \leq D$ (here we used the fact that the degeneracy of a graph $G = (V, E)$ is an upper bound for the ratio $\frac{|E|}{|V|}$). Applying Proposition 1 to each of the d-shiftings and taking into account that $G_{1,2}(\mathcal{S}\Delta A) \simeq G_{1,2}(\mathcal{S})$, we conclude that $\frac{|E|}{|V|} \leq \frac{|E^*|}{|V^*|}$,

yielding the required density inequality $\frac{|E|}{|V|} \leq D$ and finishing the proof of Theorem 1 in case of even set families. If \mathcal{S} is an arbitrary set family, then $\text{cVC-dim}^*(\mathcal{S}) = \text{cVC-dim}^*(\mathcal{S}^+)$, where \mathcal{S}^+ is the lifting of \mathcal{S} to an even set family. Since by Lemma 1, \mathcal{S} and \mathcal{S}^+ have isomorphic 1,2-inclusion graphs, the density result for \mathcal{S} follows from the density result for \mathcal{S}^+ . This concludes the proof of Theorem 1.

Example 4. As in the case of classical VC-dimension and Theorem 2, the inequality from Theorem 1 between the density of 1,2-inclusion graph $G_{1,2}(\mathcal{S})$ and the clique-VC-dimension of \mathcal{S} is sharp in the following sense: there exist even set families \mathcal{S} such that the degeneracy of $G_{1,2}(\mathcal{S})$ equals to $\binom{d}{2}$. For example, the sporadic clique \mathcal{S}_2 has clique VC-dimension 3 (see Examples 2 and remark 1), degeneracy 3, and density $\frac{3}{2}$. Notice that $G_{1,2}(\mathcal{S}_2)$ is the halved cube $\frac{1}{2}Q_3$. More generally, let \mathcal{S}_4 be the even set family consisting of all even subsets of an m -set X . Clearly $d := \text{cVC-dim}^*(\mathcal{S}_4) = |X| = m$ and \mathcal{S}_4 induces the halved cube $\frac{1}{2}Q_m$. We assert that $\frac{1}{2}Q_m$ has degeneracy $\binom{d}{2}$. Indeed, every $S \in \mathcal{S}_4$ is incident to $\binom{|X|-|S|}{2}$ supersets of cardinality $|S|+2$, to $\binom{|S|}{2}$ subsets of cardinality $|S|-2$, and to $|S|(|X|-|S|)$ sets of cardinality $|S|$. Setting $s := |S|$, we conclude that each set S has degree

$$\frac{(m-s)(m-s-1) + s(s-1)}{2} + s(m-s) = \frac{1}{2}(m^2 - m) = \frac{1}{2}(d^2 - d) = \binom{d}{2}.$$

Remark 3. In the following table, for pointed even set families $\mathcal{S}_0, \mathcal{S}_1, \dots, \mathcal{S}_4$ defined in Examples 1-3 and 4, we present their VC-dimension, the two clique VC-dimensions, the 2VC-dimension, the degeneracy, and the density.

\mathcal{S}	VC-dim	cVC-dim	cVC-dim*	degeneracy	density	2VC-dim
\mathcal{S}_0	1	–	m	$m-1$	$\frac{m-1}{2}$	0
\mathcal{S}_1	1	m	m	$m-1$	$\frac{m-1}{2}$	2
\mathcal{S}_2	2	3	3	3	$\frac{3}{2}$	3
\mathcal{S}_3	2	$k+2$	$k+2$	k	$\frac{k}{2} + o(1)$	2
$\mathcal{S}_3 \triangle X$	2	$(m-1)k+1$	$k+2$	k	$\frac{k}{2} + o(1)$	2
\mathcal{S}_4	$m-1$	m	m	$\binom{m}{2}$	$\frac{1}{2}\binom{m}{2}$	m

6. FINAL DISCUSSION

In this note, we adapted the shifting techniques to prove that if \mathcal{S} is an arbitrary set family and $G_{1,2}(\mathcal{S}) = (V, E)$ is the 1,2-inclusion graph of \mathcal{S} , then $\frac{|E|}{|V|} \leq \binom{d}{2}$, where $d := \text{cVC-dim}^*(\mathcal{S})$ is the clique-VC-dimension of \mathcal{S} . The essential ingredients of our proof are Proposition 1 (showing that d-shiftings preserve the number of vertices and do not decrease the number of edges), Lemma 6 (showing that d-shiftings do not increase the clique-VC-dimension), and Proposition 2 (bounding the density of bouquets of halved cubes, resulting from complete d-shiftings), all established for even set families. While Propositions 1 and 2 are not very sensitive to the chosen definition of the clique-VC-dimension (but they require using the definition of 1,2-inclusion graphs as the subgraphs of the halved cube $\frac{1}{2}Q_m$), Lemma 6 strongly depends on how the clique-VC-dimension is defined. For example, this lemma does not hold for the notion of 2VC-dimension of [4] discussed in Section 2. Notice also that, differently from the classical VC-dimension and similarly to our notion of clique-VC-dimension, 2VC-dimension is not invariant under twistings.

In analogy to 2-shattering and 2VC-dimension, we can define the concepts of star-shattering and star-VC-dimension, which might be useful for finding sharper upper bounds (than those obtained in this paper) for density of 1,2-inclusion graphs. Let $Y \subset X$ and $e \notin Y$. We say that a set family \mathcal{S} *star-shatters* (or *s-shatters*) the pair (e, Y) if for any $y \in Y$ there exists a set $S \in \mathcal{S}$ such that $S \cap (Y \cup \{e\}) = \{e, y\}$. The *star-VC-dimension* of a pointed set family \mathcal{S} is

$$\text{sVC-dim}(\mathcal{S}) := \max\{|Y| + 1 : Y \subset X \text{ and } \exists e_i \in X \setminus Y \text{ such that } (e_i, Y) \text{ is s-shattered by } \mathcal{S}\}.$$

The difference with c-shattering is that, in the definition of s-shattering, a pair (e, Y) is s-shattered if all 2-sets of $P(e, Y)$ have non-empty fibers, i.e., if $P(e, Y) \subseteq \pi_{Q(e, Y)}(\mathcal{S})$. Consequently, any s-shattered pair (e, Y) is c-shattered, thus $\text{sVC-dim}(\mathcal{S}) \leq \text{cVC-dim}(\mathcal{S})$. Since $\text{sVC-dim}(\mathcal{S}_3 \Delta X) = 3$ and $G_{1,2}(\mathcal{S}_3 \Delta X)$ contains a clique of size $k + 1$, $\text{sVC-dim}(\mathcal{S})$ cannot be used directly to bound the density of 1,2-inclusion graphs. We can adapt this notion by taking the maximum over all twistings with respect to sets of \mathcal{S} : the *star-VC-dimension* $\text{sVC-dim}^*(\mathcal{S})$ of an arbitrary set family \mathcal{S} is $\max\{\text{sVC-dim}(\mathcal{S} \Delta A) : A \in \mathcal{S}\}^1$. Even if $\text{sVC-dim}(\mathcal{S}) \leq \text{cVC-dim}(\mathcal{S})$ holds for pointed families, as the following examples show, there are no relationships between $\text{cVC-dim}^*(\mathcal{S})$ and $\text{sVC-dim}^*(\mathcal{S})$ for even families.

Example 5. Let $X = \{1, 2, \dots, 2m - 1, 2m\}$, where m is an arbitrary even integer, and let $\mathcal{S}_5 := \{\emptyset\} \cup \{\{1, 2, \dots, 2i - 1, 2i\} : i = 1, \dots, m\}$. The nonempty sets of \mathcal{S}_5 can be viewed as intervals of even length of \mathbb{N} with a common origin. The 1,2-inclusion graph of \mathcal{S}_5 is a path of length m . For any set $\{1, 2, \dots, 2i\}$, the twisted family $\mathcal{S}_5^i := \mathcal{S}_5 \Delta \{1, 2, \dots, 2i\}$ is the union of the set families $\mathcal{S}' := \{\emptyset, \{2i + 1, 2i + 2\}, \dots, \{2i + 1, 2i + 2, \dots, 2m\}\}$ and $\mathcal{S}'' := \{\{1, 2, \dots, 2i - 1, 2i\}, \dots, \{2i - 1, 2i\}\}$. We assert that for any $i = 1, \dots, m$, we have $\text{sVC-dim}(\mathcal{S}_5^i) \leq 3$ and $\text{cVC-dim}(\mathcal{S}_5^i) = \max\{i, m - i\} + 1$. Indeed, for any element $j \in X$, \mathcal{S}_5^i cannot simultaneously s-shatter two pairs $\{j, l_1\}, \{j, l_2\}$ with $j < l_1 < l_2$ because every set of \mathcal{S}_5^i containing l_2 also contains l_1 . Analogously, \mathcal{S}_5^i cannot s-shatter two pairs $\{j, l_1\}$ and $\{j, l_2\}$ with $l_2 < l_1 < j$. Consequently, if the pair (j, Y) is s-shattered by \mathcal{S}_5^i , then $|Y| \leq 2$. This shows that $\text{sVC-dim}^*(\mathcal{S}_5) \leq 3$.

To see that $\text{cVC-dim}(\mathcal{S}_5^i) = \max\{i, m - i\} + 1$, notice that \mathcal{S}' c-shatters the pair $(2i + 1, Y')$ with $Y' := \{2i + 2, 2i + 4, \dots, 2m\}$ and \mathcal{S}'' c-shatters the pair $(2i, Y'')$ with $Y'' := \{1, 3, \dots, 2i - 1\}$. Since the minimum over all $i = 1, \dots, m$ of $\max\{i, m - i\} + 1$ is attained for $i = \frac{m}{2}$, we conclude that $\text{cVC-dim}^*(\mathcal{S}_5) = \frac{m}{2} + 1$. Therefore $\text{sVC-dim}^*(\mathcal{S})$ can be arbitrarily smaller than $\text{cVC-dim}^*(\mathcal{S})$.

Example 6. Let $X = X_1 \dot{\cup} X_2$ with $X_1 = \{e_1, \dots, e_m\}$ and $X_2 = \{x_1, \dots, x_m\}$, and let $\mathcal{S}_6 := \{\emptyset, \{e_1, x_1\}\} \cup \{\{e_i, e_i, x_1, x_i\} : 2 \leq i \leq m\}$. The 1,2-inclusion graph of \mathcal{S}_6 is a star. One can easily see that $\text{sVC-dim}(\mathcal{S}_6) = m$. On the other hand, for the twisted family $\mathcal{S}'_6 := \mathcal{S}_6 \Delta \{e_1, x_1\} = \{\emptyset\} \cup \{\{e_i, x_i\} : 1 \leq i \leq m\}$, one can check that $\text{cVC-dim}(\mathcal{S}'_6) = 2$, showing that $\text{cVC-dim}^*(\mathcal{S}_6) = 2$ and $\text{sVC-dim}^*(\mathcal{S}_6) = m$. Therefore $\text{sVC-dim}^*(\mathcal{S})$ can be arbitrarily larger than $\text{cVC-dim}^*(\mathcal{S})$.

Therefore, it is natural to ask whether in Theorem 1 one can replace $\text{cVC-dim}^*(\mathcal{S})$ by $\text{sVC-dim}^*(\mathcal{S})$. However, we were not able to decide the status of the following question:

Question 1. Is it true that for any (even) set family \mathcal{S} with the 1,2-inclusion graph $G_{1,2}(\mathcal{S}) = (V, E)$ and star-VC-dimension $d = \text{sVC-dim}^*(\mathcal{S})$, we have $\frac{|E|}{|V|} = O(d^2)$?

The main difficulty here is that a d-shifting may increase the star-VC-dimension, i.e., Lemma 6 does no longer hold. The difference between the s-shattering and c-shattering is that a 2-set $\{e, y\}$ with $y \in Y$ can be s-shattered only by a set $S \in \mathcal{S}$ which belongs to the fiber $F(\{e, y\})$ (the requirement $Y \cap S = \{e, y\}$), while $\{e, y\}$ can be c-shattered by a set S if S just includes

¹As noticed by one referee and O. Bousquet, in this form, the star-VC-dimension minus one coincides with the notion of *star number* that has been studied in the context of active learning [15, Definition 2].

this set (the requirement $\{e, y\} \subseteq S$). When performing a d -shifting φ_{ij} with respect to a pair $\{e_i, e_j\}$ such that $\{e_i, e_j\} \cap \{e, y\} = \emptyset$, a set $S \in \mathcal{S}$ can be mapped to a set $\varphi_{ij}(S)$ belonging to the fiber $F(\{e, y\})$. If $\varphi_{ij}(S)$ is used to c -shatter the 2-set $\{e, y\}$ by $\varphi_{ij}(\mathcal{S})$, then S can be used to shatter $\{e, y\}$ by \mathcal{S} (the proof of Lemma 6). However, this is no longer true for s -shattering, because initially S may not necessarily belong to $F(\{e, y\})$.

Also we have not found a counterexample to the following question (where the square of the clique-VC-dimension or of the star-VC-dimension is replaced by the product of the classical VC-dimension of \mathcal{S} and the clique number of $G_{1,2}(\mathcal{S})$):

Question 2. Is it true that for any set family \mathcal{S} with 1,2-inclusion graph $G_{1,2}(\mathcal{S}) = (V, E)$, $d = \text{VC-dim}(\mathcal{S})$, and clique number $\omega = \omega(G_{1,2}(\mathcal{S}))$, we have $\frac{|E|}{|V|} = O(d \cdot \omega)$?

Hypercubes are subgraphs of Johnson graphs, therefore they are 1,2-inclusion graphs. This shows the necessity of both parameters (VC-dimension and clique number) in the formulation of Question 2. As above, the bottleneck in solving Question 2 via shifting is that this operation may increase the clique number of 1,2-inclusion graphs.

An alternative approach to Questions 1 and 2 is to adapt the original proof of Theorem 2 given in [19]. In brief, for a set family \mathcal{S} of VC-dimension d and an element e , let $\mathcal{S}_e = \{S' \subseteq X \setminus \{e\} : S' = S \cap X \text{ for some } S \in \mathcal{S}\}$ and $\mathcal{S}^e = \{S' \subseteq X \setminus \{e\} : S' \text{ and } S' \cup \{e\} \text{ belong to } \mathcal{S}\}$. Then $|\mathcal{S}| = |\mathcal{S}_e| + |\mathcal{S}^e|$, $\text{VC-dim}(\mathcal{S}_e) \leq d$, and $\text{VC-dim}(\mathcal{S}^e) \leq d - 1$ hold. Denote by G_e and G^e the 1-inclusion graphs of \mathcal{S}_e and \mathcal{S}^e . Then $|E(G_e)| \leq d|V(G_e)| = d|\mathcal{S}_e|$ and $|E(G^e)| \leq (d - 1)|V(G^e)| = (d - 1)|\mathcal{S}^e|$ by induction hypothesis. The proof of the required density inequality follows by induction from the equality $|V(G)| = |\mathcal{S}| = |\mathcal{S}_e| + |\mathcal{S}^e| = |V(G_e)| + |V(G^e)|$ and the inequality $|E(G)| \leq |E(G_e)| + |E(G^e)| + |V(G^e)|$. Unfortunately, as was the case for shiftings, the clique number of $G_{1,2}(\mathcal{S}_e)$ may be strictly larger than the clique number of $G_{1,2}(\mathcal{S})$. Also the inequality $|E(G)| \leq |E(G_e)| + |E(G^e)| + |V(G^e)|$ is no longer true in this form if instead of 1-inclusion graphs one consider 1,2-inclusion graphs.

Acknowledgements. We would like to acknowledge the anonymous referees for a careful reading of the previous version and many useful remarks. We are especially indebted to one of the referees who found a critical error in the previous proof of Proposition 1. We would like to acknowledge another referee and Olivier Bousquet for pointing to us the paper [15]. This work was supported in part by ANR project DISTANCIA (ANR-17-CE40-0015).

REFERENCES

- [1] R. Ahlswede and N. Cai, A counterexample to Kleitman's conjecture concerning an edge-isoperimetric problem, *Combinatorics, Probability and Computing* 8 (1999), 301–305.
- [2] H.-J. Bandelt and V. Chepoi, Metric graph theory and geometry: a survey, in: J. E. Goodman, J. Pach, R. Pollack (Eds.), *Surveys on Discrete and Computational Geometry. Twenty Years later*, *Contemp. Math.*, vol. 453, AMS, Providence, RI, 2008, pp. 49–86.
- [3] S. L. Bezrukov, Edge isoperimetric problems on graphs, *Proc. Bolyai Math. Studies* 449 (1998).
- [4] N. Bousquet and S. Thomassé, VC-dimension and Erdős-Pósa property, *Discr. Math.* 338 (2015), 2302–2317.
- [5] A.E. Brouwer, A.M. Cohen, and A. Neumaier, *Distance Regular Graphs*, Springer-Verlag Berlin, New York, 1989.
- [6] N. Cesa-Bianchi and D. Haussler, A graph-theoretic generalization of Sauer-Shelah lemma, *Discr. Appl. Math.* 86 (1998), 27–35.
- [7] V. Chepoi, Basis graphs of even Delta-matroids, *J. Combin. Th. Ser B* 97 (2007), 175–192.
- [8] V. Chepoi, Distance-preserving subgraphs of Johnson graphs, *Combinatorica* (to appear).
- [9] V. Chepoi, A. Labourel, and S. Ratel, On density of subgraphs of Cartesian products, (in preparation).
- [10] M. Deza and M. Laurent, *Geometry of Cuts and Metrics*, Springer-Verlag, Berlin, 1997.
- [11] V. Diego, O. Serra, and L. Vena, On a problem by Shapozenko on Johnson graphs, arXiv:1604.05084, 2016.
- [12] R. Diestel, *Graph Theory*, Graduate texts in mathematics, Springer New York, Berlin, Paris, 1997.
- [13] D.Ž. Djoković, Distance-preserving subgraphs of hypercubes, *J. Combin. Th. Ser. B* 14 (1973), 263–267.

- [14] M.R. Garey and R.L. Graham, On cubical graphs, *J. Combin. Th. B* 18 (1975), 84–95.
- [15] S. Hanneke and L. Yang, Minimax analysis of active learning, *J. Mach. Learn. Res.* 16 (2015), 3487–3602.
- [16] L.H. Harper, Optimal assignments of numbers to vertices, *SIAM J. Appl. Math.*, 12 (1964), 131–135.
- [17] L.H. Harper, *Global Methods for Combinatorial Isoperimetric Problems*, Cambridge Studies in Advanced Mathematics (No. 90), Cambridge University Press 2004.
- [18] D. Haussler, Sphere packing numbers for subsets of the Boolean n -cube with bounded Vapnik-Chervonenkis dimension, *J. Comb. Th. Ser. A* 69 (1995), 217–232.
- [19] D. Haussler, N. Littlestone, and M. K. Warmuth, Predicting $\{0, 1\}$ -functions on randomly drawn points, *Inf. Comput.* 115 (1994), 248–292.
- [20] D. Haussler and P.M. Long, A generalization of Sauer’s lemma. *J. Combin. Th. Ser. A* 71 (1995), 219–240.
- [21] D. Kuzmin and M.K. Warmuth, Unlabelled compression schemes for maximum classes, *J. Mach. Learn. Res.* 8 (2007), 2047–2081.
- [22] S.B. Maurer, Matroid basis graphs I, *J. Combin. Th. Ser. B* 14 (1973), 216–240.
- [23] B. K. Natarajan, On learning sets and functions, *Machine Learning* 4 (1989), 67–97.
- [24] D. Pollard, *Convergence of Stochastic Processes*, Springer Science & Business Media, 2012.
- [25] B.I. Rubinstein, P.L. Bartlett, and J.H. Rubinstein, Shifting: one-inclusion mistake bounds and sample compression, *J. Comput. Syst. Sci.* 75 (2009), 37–59.
- [26] N. Sauer, On the density of families of sets, *J. Combin. Th., Ser. A* 13 (1972), 145–147.
- [27] S.V. Shpectorov, On scale embeddings of graphs into hypercubes, *Europ. J. Combin.* 14 (1993), 117–130.
- [28] V.N. Vapnik and A.Y. Chervonenkis, On the uniform convergence of relative frequencies of events to their probabilities, *Theory Probab. Appl.* 16 (1971), 264–280.