

Towards a geometric variational discretization of compressible fluids: the rotating shallow water equations

Werner Bauer^{1,2} and François Gay-Balmaz²

Abstract

This paper presents a geometric variational discretization of compressible fluid dynamics. The numerical scheme is obtained by discretizing, in a structure preserving way, the Lie group formulation of fluid dynamics on diffeomorphism groups and the associated variational principles. Our framework applies to irregular mesh discretizations in 2D and 3D. It systematically extends work previously made for incompressible fluids to the compressible case. We consider in detail the numerical scheme on 2D irregular simplicial meshes and evaluate the scheme numerically for the rotating shallow water equations. In particular, we investigate whether the scheme conserves stationary solutions, represents well the nonlinear dynamics, and approximates well the frequency relations of the continuous equations, while preserving conservation laws such as mass and total energy.

1 Introduction

This paper develops a geometric variational discretization for compressible fluid dynamics. Geometric integrators form a particular class of numerical schemes which aim to preserve the intrinsic geometric structures of the equations they discretize. As a consequence, such schemes are well-known to correctly reproduce the conservation laws and the global behavior of the underlying dynamical system, [16].

One efficient way to produce geometric integrators is to exploit the variational formulation of the continuous equations and to mimic this formulation at the spatial and/or temporal discrete level. For instance, in classical mechanics, a time discretization of the Lagrangian variational formulation allows for the derivation of numerical schemes, called variational integrators, that are symplectic, exhibit good energy behavior, and inherit a discrete version of Noether's theorem which guarantees the exact preservation of momenta arising from symmetries, see [21]. An extension of this approach to the context of certain partial differential equations may be made through an appeal to their spacetime variational formulation resulting in multisymplectic schemes, [22], [18], see, e.g., [9], [10], [15] for recent developments in variational multisymplectic integrators.

The development of geometric variational integrators for the partial differential equations of incompressible fluid dynamics has been initiated in [23] for the Euler equations of a perfect fluid. This approach exploits the geometric formulation due to [1] which interprets the motion

¹Imperial College London, Department of Mathematics. w.bauer@imperial.ac.uk

²CNRS and École Normale Supérieure, Laboratoire de Météorologie Dynamique, Paris, France. gaybalma@lmd.ens.fr

of the ideal fluid as a geodesic curve on the group of volume preserving diffeomorphisms of the fluid domain. As a consequence of this interpretation, the fluid equations arise in the Lagrangian description from the Hamilton variational principle on the group of volume preserving diffeomorphisms, for the Lagrangian given by the kinetic energy of the fluid. By making use of the relabelling symmetry of the fluid, this principle naturally induces a variational principle in the Eulerian description on the Lie algebra of this group, namely, the space of divergence free vector fields. In [23] this variational geometric formulation is implemented on a finite dimensional Lie group discretization of the group of volume preserving diffeomorphisms. A main feature of the discrete level is the occurrence of nonholonomic constraints which require the use of the Lagrange-d'Alembert principle, a variant of Hamilton's principle applicable to nonholonomic systems. The spatially discretized Euler equations emerge from an application of this principle on the finite dimensional Lie group approximation. This approach was extended in [13] to various equations of incompressible fluid dynamics with advected quantities, such as MHD and liquid crystals. The development of this geometric method for rotating and stratified fluids for atmospheric and oceanic dynamics was given in [11]. In [5], the geometric variational discretization was extended to anelastic and pseudo-incompressible fluids on 2D irregular simplicial meshes. Improvements of this variational method in efficiency, generality, and controllability were achieved in [20].

In the present paper, we develop this geometric variational discretization towards the treatment of compressible fluid dynamics. This extension is based on a suitable Lie group approximation of the group of general diffeomorphisms of the fluid domain, accompanied with an appropriate right invariant nonholonomic constraint obtained by requiring that Lie algebra elements are approximations of continuous vector fields. The spatial discretization of the compressible fluid equations is obtained by an application of the Lagrange-d'Alembert principle on the Lie group of discrete diffeomorphisms, for a semidiscrete Lagrangian which is assumed to have the same relabelling symmetries as the continuous Lagrangian. From these symmetries, one deduces the Eulerian version of this principle and gets the discrete equations by computing the critical curves. This geometric setting is independent of the choice of the spatial discretization of the fluid domain.

Plan of the paper. We end this introduction by giving a quick overview of the geometric variational discretization of incompressible fluids. In Sect. 2, we describe the geometric setting for the discretization of compressible fluids. In particular, for a given mesh on the fluid domain, we introduce the associated group of discrete diffeomorphisms, its Lie algebra, the nonholonomic constraint, and we identify the appropriate dual spaces and projections that allow us to apply the Lagrange-d'Alembert principle. In Sect. 3, we derive the discrete compressible fluid equations on 2D irregular simplicial grids. In particular, we identify the expression of the discrete Lie derivative of one-form densities on such meshes. In Sect. 4, we present a structure preserving time discretization (of Crank-Nicolson type) of the scheme and suggest a solving procedure. Moreover, we express the scheme in terms of velocity and fluid depth. In Sect. 5, we perform numerical test and evaluate if the scheme is capable of conserving stationary solutions and whether it presents well the nonlinear dynamics, frequency relations, and the conservation laws such as mass and total energy.

We conclude this introduction by quickly reviewing the approach of [23] based on a discretization of the group of volume preserving diffeomorphisms.

Variational discretization of incompressible fluids. Variational discretizations in mechanics always start with a proper understanding of the continuous Lagrangian description of the mechanical system, namely, the identification of its configuration manifold Q and of its Lagrangian, defined on the tangent bundle of Q , to which the Euler-Lagrange equations of motion are associated. In the case of the motion of an ideal fluid on a manifold M , following [1], the configuration space is the infinite dimensional Lie group $\text{Diff}_{\text{vol}}(M)$ of volume preserving diffeomorphisms of M . The Lagrangian is defined on its tangent bundle and is given by the L^2 kinetic energy of the Lagrangian velocity of the fluid. The motion of the fluid in the material description thus formally corresponds to L^2 geodesics on $\text{Diff}_{\text{vol}}(M)$. An essential property of the configuration manifold $\text{Diff}_{\text{vol}}(M)$ is its group structure, which allows one to understand the Eulerian description of fluid dynamics as a “symmetry reduced” version of the material description, associated to the relabelling symmetry of the Lagrangian. One of the main features of the approach undertaken in [23] is that it allows one to preserve this symmetry at the spatially discretized level.

Let us assume that the fluid domain M is discretized as a mesh \mathbb{M} of N disjoint cells tiling the domain M . We denote the cells by C_i , $i = 1, \dots, N$. The mesh is not assumed to be regular. We define the $N \times N$ diagonal matrix Ω with diagonal elements $\Omega_{ii} = \text{Vol}(C_i)$, the volume of cell C_i . It is shown in [23] that an appropriate discrete version of the group $\text{Diff}_{\text{vol}}(M)$ is the matrix group

$$\mathbf{D}_{\text{vol}}(\mathbb{M}) = \{q \in \text{GL}(N)^+ \mid q \cdot \mathbf{1} = \mathbf{1} \quad \text{and} \quad q^T \Omega q = \Omega\}, \quad (1.1)$$

where $\text{GL}(N)^+$ is the group of invertible $N \times N$ matrices with positive determinant and $\mathbf{1}$ denotes the column $(1, \dots, 1)^T$ so that the first condition reads $\sum_{j=1}^N q_{ij} = 1$, for all $i = 1, \dots, N$. The main idea behind this definition is the following, see [23]. Consider the linear action of the group $\text{Diff}_{\text{vol}}(M)$ on the space $\mathcal{F}(M)$ of functions on M given by composition, i.e.,

$$f \in \mathcal{F}(M) \mapsto f \circ \varphi^{-1} \in \mathcal{F}(M), \quad \varphi \in \text{Diff}_{\text{vol}}(M). \quad (1.2)$$

This linear map has the following two properties: it preserves the L^2 inner product of functions and preserves constant functions. The discrete diffeomorphism group (1.1) is obtained by imposing that its linear action on discrete functions satisfies these two properties. If one chooses a discrete function to be represented by a vector $F \in \mathbb{R}^N$, whose value F_i on cell i is regarded as the cell average of the continuous function on cell i , then the discrete L^2 inner product of two such discrete functions is given by

$$\langle F, G \rangle_0 = F^T \Omega G = \sum_{i=1}^N F_i \Omega_{ii} G_i. \quad (1.3)$$

With this choice, we get the conditions $q \cdot \mathbf{1} = \mathbf{1}$ and $q^T \Omega q = \Omega$ in (1.1).

The spatial discretization of the incompressible Euler equations is then obtained by applying a variational principle on the discrete diffeomorphism group $\mathbf{D}_{\text{vol}}(\mathbb{M})$ for an appropriate spatially discretized right invariant Lagrangian $L = L(q, \dot{q})$ and with respect to appropriate nonholonomic constraints. This approach directly follows from a variational discretization of the geometric description of the Euler equations given in [1] that we briefly mentioned above. Being associated to a right invariant Lagrangian, the variational principle can be equivalently rewritten on the Lie algebra of the matrix group $\mathbf{D}_{\text{vol}}(\mathbb{M})$, given by the space of Ω -antisymmetric, row-null $N \times N$ matrices

$$\mathfrak{d}_{\text{vol}}(\mathbb{M}) = \{A \in \mathfrak{gl}(N) \mid A \cdot \mathbf{1} = 0 \quad \text{and} \quad A^T \Omega + \Omega A = 0\}.$$

As shown in [23], a matrix $A \in \mathfrak{d}_{\text{vol}}(\mathbb{M})$ represents the discretization of a divergence free vector field \mathbf{u} through the identification of a matrix element with a weighted flux, i.e.,

$$A_{ij} \simeq -\frac{1}{2\Omega_{ii}} \int_{D_{ij}} (\mathbf{u} \cdot \mathbf{n}) dS,$$

where D_{ij} is the hyperface common to cells C_i and C_j and \mathbf{n}_{ij} is the normal vector field on D_{ij} pointing from C_i to C_j . This representation shows that only matrix elements associated to neighboring cells can be non-zero, which is understood as a nonholonomic constraint $\mathcal{S} \subset \mathfrak{d}_{\text{vol}}(\mathbb{M})$ imposed on the Lie algebra elements and appropriately used in the variational principle.

For later use, we recall that in the context of the discrete diffeomorphism group approach, a discrete zero-form (i.e., a discrete function) on \mathbb{M} is a vector $F \in \mathbb{R}^N$. The components of such a vector are regarded as the cell averages of a continuous scalar field $f \in C^0(M)$, i.e., $F_i = \frac{1}{\Omega_{ii}} \int_{C_i} f(\mathbf{x}) d\mathbf{x}$. The space of discrete zero-forms is denoted $\Omega_d^0(\mathbb{M})$. A discrete one-form on \mathbb{M} is a skew-symmetric matrix $K \in \mathfrak{so}(N)$. The space of discrete one-form is denoted $\Omega_d^1(\mathbb{M})$.

The discrete diffeomorphism group approach was developed towards applications to rotating stratified fluids in [11]. In [5] appropriate discrete diffeomorphism groups were defined to develop variational discretization of the equations of anelastic and pseudo-incompressible fluids.

2 Variational Lie group discretization of compressible fluids

In this section, we shall appropriately extend the structure preserving spatial discretization of [23] to the compressible case. As we shall see, the treatment of compressible fluids requires the inclusion of an additional nonholonomic constraint.

Group of discrete diffeomorphisms. Given a mesh \mathbb{M} on the fluid domain M , an evident candidate for a discretization of the group of all (i.e., not necessarily volume preserving) diffeomorphisms is obtained by removing the volume preserving condition $q^T \Omega q = \Omega$ in (1.1), thereby obtaining the matrix Lie group

$$\mathbf{D}(\mathbb{M}) = \{q \in \text{GL}(N)^+ \mid q \cdot \mathbf{1} = \mathbf{1}\} \quad (2.1)$$

of dimension $N^2 - N$. Its Lie algebra is the space of row-null $N \times N$ matrices

$$\mathfrak{d}(\mathbb{M}) = \{A \in \mathfrak{gl}(N) \mid A \cdot \mathbf{1} = 0\}. \quad (2.2)$$

The following lemma characterizes the dual space to $\mathfrak{d}(\mathbb{M})$ relative to the duality pairing on $\mathfrak{gl}(N)$ given by

$$\langle L, A \rangle = \text{Tr}(L^T \Omega A). \quad (2.3)$$

Lemma 2.1 *The dual space to $\mathfrak{d}(\mathbb{M})$ with respect to the pairing (2.3) can be identified with the space of $N \times N$ matrices with zero diagonal:*

$$\mathfrak{d}(\mathbb{M})^* = \{L \in \mathfrak{gl}(N) \mid L_{ii} = 0, \text{ for all } i\}. \quad (2.4)$$

In particular, given $L \in \mathfrak{gl}(N)$, we have $\langle L, A \rangle = 0$, for all $A \in \mathfrak{d}(\mathbb{M})$ if and only if $\mathbf{Q}(L) = 0$, for the projector

$$\mathbf{Q} : \mathfrak{gl}(N) \rightarrow \mathfrak{d}(\mathbb{M})^*, \quad \mathbf{Q}(L) := L - \widehat{L},$$

with $\widehat{L}_{ij} := L_{ii}$.

Proof: The annihilator of $\mathfrak{d}(\mathbb{M})$ in $\mathfrak{gl}(N)$, relative to the pairing (2.3) is $\mathfrak{d}(\mathbb{M})^\circ = \{L \in \mathfrak{gl}(N) \mid L_{ij} = k_i, \text{ for all } i, j\}$. The dual space is therefore identified with the quotient space $\mathfrak{gl}(N)/\mathfrak{d}(\mathbb{M})^\circ$, which is clearly isomorphic to the space $\mathfrak{d}(\mathbb{M})^*$. \square

From the preceding Lemma, the coadjoint operator $\text{ad}_A^* : \mathfrak{d}(\mathbb{M})^* \rightarrow \mathfrak{d}(\mathbb{M})^*$ defined by $\langle \text{ad}_A^* L, B \rangle := \langle L, [A, B] \rangle$, for all $A, B \in \mathfrak{d}(\mathbb{M})$ and $L \in \mathfrak{d}(\mathbb{M})^*$ is given by

$$\text{ad}_A^* L = \mathbf{Q} \left(\Omega^{-1} [A^\top, \Omega L] \right), \quad (2.5)$$

where $[\cdot, \cdot]$ is the commutator of matrices, i.e., $[A, B] = AB - BA$.

As we shall see below, an element in $\mathfrak{d}(\mathbb{M})^*$ does not represent necessarily a discrete momentum, since A does not necessarily represent a discrete velocity.

Exactly as in the incompressible case considered in [23], given a family $\{\mathbb{M}_h\}_{h>0}$ of meshes \mathbb{M}_h of size h with N^h cells, we say that a family $\{q_h\}_{h>0}$ of matrices $q_h \in \mathbf{D}(\mathbb{M}_h)$ approximates a diffeomorphism $\varphi \in \text{Diff}(M)$ if

$$S_{\mathbb{M}_h}(q_h P_{\mathbb{M}_h}(f)) \rightarrow f \circ \varphi^{-1} \quad \text{in } C^0, \text{ for all } f \in C^0(M),$$

as $h \rightarrow 0$, where

$$(P_{\mathbb{M}_h}(f))_i := \frac{1}{\Omega_{ii}} \int_{C_i} f(\mathbf{x}) d\mathbf{x} \quad \text{and} \quad (S_{\mathbb{M}_h}(f_h))(\mathbf{x}) := (f_h)_i, \quad \text{if } \mathbf{x} \in C_i,$$

see Def. 1 of [23].

Consider a time dependent diffeomorphism $\varphi(t) \in \text{Diff}(M)$, fix a function f_0 on M and define the time dependent function $f(t) := f_0 \circ \varphi(t)^{-1}$. The time derivative of f is $\dot{f}(t) = -\mathbf{d}f(t) \cdot \mathbf{u}(t)$, the derivative of $f(t)$ in the direction $\mathbf{u}(t)$. Suppose that a family $q_h(t)$ of discrete flows approximates $\varphi(t) \in \text{Diff}(M)$. From the definition of the discrete diffeomorphism group, the discrete version of $f(t) = f_0 \circ \varphi(t)^{-1}$ is given by $F_h(t) = q_h(t) F_h^0$, where F_h^0 is a discrete function on \mathbb{M}_h . The time derivative of F_h reads $\dot{F}_h(t) = A_h(t) F_h(t)$, where $A_h(t) := \dot{q}_h(t) q_h(t)^{-1}$. Left multiplication by the matrix $A_h(t)$ thus corresponds to (minus) the discrete derivative along the discrete vector field $A_h(t)$. This motivates the following definition, see Def. 3. of [23]. Given a family $\{\mathbb{M}_h\}_{h>0}$ of meshes \mathbb{M}_h of size h with N^h cells, we say that a family $\{A_h\}_{h>0}$ of matrices $A_h \in \mathfrak{d}(\mathbb{M})$ approximates a vector field \mathbf{u} on M if

$$S_{\mathbb{M}_h}(A_h P_{\mathbb{M}_h}(f)) \rightarrow -\mathbf{d}f \cdot \mathbf{u}, \quad \text{in } C^0, \text{ for all } f \in C^\infty(M).$$

The element A_{ij} of the matrix $A(t) = \dot{q}(t) q(t)^{-1}$ describes the infinitesimal exchange of fluid particles between cells C_i and C_j . We thus assume the same nonholonomic constraint as in the incompressible case, namely that A_{ij} is non-zero only if cells C_i and C_j share a common boundary. This leads to the constraint

$$\mathcal{S} = \{A \in \mathfrak{d}(\mathbb{M}) \mid A_{ij} = 0, \text{ for all } j \notin N(i)\}, \quad (2.6)$$

where $N(i)$ denotes the set of all indices (including i) of cells sharing a hyperface with cell C_i .

From now on, we assume that the family of meshes $\{\mathbb{M}_h\}_{h>0}$ is *quasi-uniform* and *shape-regular*, see [12]. The following result shows the relation between the elements of the matrix $A \in \mathcal{S}$ and the continuous vector field this matrix approximates.

Lemma 2.2 *Suppose that the matrix A is an approximation of the vector field \mathbf{u} , then*

$$\begin{aligned} A_{ij} &\simeq -\frac{1}{2\Omega_{ii}} \int_{D_{ij}} (\mathbf{u} \cdot \mathbf{n}) dS, \quad \text{for all } j \in N(i), j \neq i, \\ A_{ii} &\simeq \frac{1}{2\Omega_{ii}} \int_{C_i} (\text{div } \mathbf{u}) d\mathbf{x}. \end{aligned} \quad (2.7)$$

Proof: From the approximation $AF \simeq -\mathbf{d}f \cdot \mathbf{u}$, we have

$$\begin{aligned} -\Omega_{ii}(AF)_i &\simeq \int_{C_i} (\mathbf{d}f \cdot \mathbf{u}) d\mathbf{x} = \int_{C_i} \operatorname{div}(f\mathbf{u}) d\mathbf{x} - \int_{C_i} f(\operatorname{div} \mathbf{u}) d\mathbf{x} \\ &= \int_{\partial C_i} (f\mathbf{u} \cdot \mathbf{n}) dS - \int_{C_i} f(\operatorname{div} \mathbf{u}) d\mathbf{x}. \end{aligned}$$

For the first term, we have

$$\begin{aligned} \int_{\partial C_i} (f\mathbf{u} \cdot \mathbf{n}) dS &= \sum_{j \in N(i), j \neq i} \int_{D_{ij}} (f\mathbf{u} \cdot \mathbf{n}) dS \simeq \sum_{j \in N(i), j \neq i} \frac{F_i + F_j}{2} \int_{D_{ij}} (\mathbf{u} \cdot \mathbf{n}) dS \\ &= \frac{F_i}{2} \sum_{j \in N(i), j \neq i} \int_{D_{ij}} (\mathbf{u} \cdot \mathbf{n}) dS + \sum_{j \in N(i), j \neq i} \frac{F_j}{2} \int_{D_{ij}} (\mathbf{u} \cdot \mathbf{n}) dS \\ &= \frac{F_i}{2} \int_{C_i} (\operatorname{div} \mathbf{u}) d\mathbf{x} + \sum_{j \in N(i), j \neq i} \frac{F_j}{2} \int_{D_{ij}} (\mathbf{u} \cdot \mathbf{n}) dS. \end{aligned}$$

For the second term, we have $\int_{C_i} f \operatorname{div} \mathbf{u} d\mathbf{x} \simeq F_i \int_{C_i} (\operatorname{div} \mathbf{u}) d\mathbf{x}$. We thus get

$$-\Omega_{ii}(AF)_i \simeq -\frac{F_i}{2} \int_{C_i} (\operatorname{div} \mathbf{u}) d\mathbf{x} + \sum_{j \in N(i), j \neq i} \frac{F_j}{2} \int_{D_{ij}} (\mathbf{u} \cdot \mathbf{n}) dS.$$

Since $-\Omega_{ii}(AF)_i = -\Omega_{ii}A_{ii}F_i - \sum_{j \in N(i), j \neq i} \Omega_{ii}A_{ij}F_j$ and since F is arbitrary, we get the desired approximations in (2.7). \square

Note that the approximations in (2.7) are consistent with the condition $A \cdot \mathbf{1} = 0$ in (2.2). From (2.7), we also deduce that the matrices $A \in \mathfrak{d}(\mathbb{M})$ have to satisfy, in addition to $A \in \mathcal{S}$, the constraint $\Omega_{ii}A_{ij} = -\Omega_{jj}A_{ji}$, for all $j \neq i$, i.e., $A^\top \Omega + \Omega A$ is a diagonal matrix. We include this in an additional nonholonomic constraint given by

$$\mathcal{R} = \{A \in \mathfrak{d}(\mathbb{M}) \mid A^\top \Omega + \Omega A \text{ is diagonal}\}. \quad (2.8)$$

Note that the constraint is equivalently described by saying that A decomposes as $A = A^a + A^d$, where $A^a \in \mathfrak{d}_{\text{vol}}(\mathbb{M})$ and A^d is diagonal. For $A \in \mathcal{R}$, the diagonal part is found from the equality $A^\top \Omega + \Omega A = 2\Omega A^d$. Note also that from $A \cdot \mathbf{1} = 0$, we get $A_{ii}^d = -\sum_j A_{ij}^a$.

Discrete variational equations for compressible fluids. The derivation of the spatially discretized equations for compressible fluids is based on the following proposition.

Proposition 2.3 (Discrete momenta) *The dual space to the constraint space $\mathcal{R} \subset \mathfrak{d}(\mathbb{M})$ can be identified with the space of discrete one-forms, i.e.,*

$$\mathfrak{d}(\mathbb{M})^*/\mathcal{R}^\circ = \Omega_d^1(\mathbb{M}).$$

In particular, given $L \in \mathfrak{gl}(N)$, we have $\langle L, A \rangle = 0$, for all $A \in \mathcal{R}$ if and only if $\mathbf{P}(L) = 0$, where

$$\mathbf{P} : \mathfrak{gl}(N) \rightarrow \Omega_d^1(\mathbb{M}), \quad \mathbf{P}(L) := (L - \widehat{L})^{(A)}, \quad (2.9)$$

with $\widehat{L}_{ij} := L_{ii}$ and $L^{(A)} := \frac{1}{2}(L - L^\top)$.

Proof: Recall from Sect. 1 that $\Omega_d^1(\mathbb{M})$ is identified with the space of $N \times N$ skew-symmetric matrices. From Lemma 2.1, we have $\mathfrak{d}(\mathbb{M})^* = \{L \in \mathfrak{gl}(N) \mid L_{ii} = 0, \text{ for all } i\}$. The annihilator of \mathcal{R} in $\mathfrak{d}(\mathbb{M})^*$ with respect to the pairing (2.3) is given by $\mathcal{R}^\circ = \{L \in \mathfrak{d}(\mathbb{M})^* \mid L = L^\top\}$. Indeed, one checks that for $L \in \mathcal{R}^\circ$, we have $\langle L, A \rangle = 0$, for all $A \in \mathcal{R}$. The result follows since $\dim \mathcal{R}^\circ = \dim \mathfrak{d}(\mathbb{M})^* - \dim \mathcal{R}$.

The second part of the proposition easily follows from the first part. \square

The right action of a discrete diffeomorphism q on a discrete function $F \in \Omega_d^0(\mathbb{M})$ is given by matrix multiplication, i.e., $F \cdot q = q^{-1}F$. The space of discrete densities $\text{Den}_d(\mathbb{M})$ is defined as the dual space to $\Omega_d^0(\mathbb{M})$ with respect to the pairing (1.3). The right action on a density $D \in \text{Den}_d(\mathbb{M})$ is defined by duality as $\langle D \cdot q, F \rangle_0 := \langle D, F \cdot q^{-1} \rangle_0$, for all $F \in \Omega_d^0(\mathbb{M})$. It is explicitly given by

$$D \in \text{Den}_d(\mathbb{M}) \longmapsto D \cdot q = \Omega^{-1} q^\top \Omega D \in \text{Den}_d(\mathbb{M}), \quad q \in \mathcal{D}(\mathbb{M}). \quad (2.10)$$

The associated infinitesimal action of a Lie algebra element $A \in \mathfrak{d}(\mathbb{M})$ on a discrete density $D \in \text{Den}_d(\mathbb{M})$ is found by taking the derivative of the action with respect to q at the neutral element. We get

$$D \in \text{Den}_d(\mathbb{M}) \longmapsto D \cdot A := \Omega^{-1} A^\top \Omega D \in \text{Den}_d(\mathbb{M}), \quad A \in \mathfrak{d}(\mathbb{M}). \quad (2.11)$$

Let us assume that a spatially discretized Lagrangian $L_{D_0} : T\mathcal{D}(\mathbb{M}) \rightarrow \mathbb{R}$ is defined on the tangent bundle $T\mathcal{D}(\mathbb{M})$ of the discrete diffeomorphism group. This Lagrangian depends on the initial density D_0 of the fluid in Lagrangian description, hence the notation L_{D_0} . We assume that this Lagrangian preserves the symmetry of the continuous Lagrangian, namely, there exists a Lagrangian $\ell = \ell(A, D) : \mathfrak{d}(\mathbb{M}) \times \mathbb{R}^N \rightarrow \mathbb{R}$ in Eulerian coordinates such that for any given initial density D_0 , we can write

$$L_{D_0}(q, \dot{q}) = \ell(A, D), \quad A = \dot{q}q^{-1}, \quad D = D_0 \cdot q^{-1}. \quad (2.12)$$

The spatially discretized equations follow from the Lagrange-d'Alembert variational principle (see, e.g., [6]) applied to the Lagrangian L_{D_0} and with respect to the nonholonomic constraint $\mathcal{S} \cap \mathcal{R} \subset \mathfrak{d}(\mathbb{M})$. This variational principle reads

$$\delta \int_0^T L_{D_0}(q, \dot{q}) dt = 0, \quad (2.13)$$

where $\dot{q}q^{-1} \in \mathcal{S} \cap \mathcal{R}$ and with respect to variations δq such that $\delta q q^{-1} \in \mathcal{S} \cap \mathcal{R}$ and with $\delta q(0) = \delta q(T) = 0$. In the Eulerian description, using (2.12), this variational principle can be rewritten as

$$\delta \int_0^T \ell(A, D) dt = 0, \quad (2.14)$$

where $A \in \mathcal{S} \cap \mathcal{R}$ and for variations δA and δD such that

$$\delta A = \partial_t B + [B, A], \quad \delta D = -\Omega^{-1} B^\top \Omega D \quad \text{with } B \in \mathcal{S} \cap \mathcal{R} \text{ and } B(0) = B(T) = 0. \quad (2.15)$$

We call the principle (2.14)–(2.15) an *Euler-Poincaré-d'Alembert principle*. The expression of the variation δA is obtained from the definition $A = \dot{q}q^{-1}$, where B is defined as $B = \delta q q^{-1} \in \mathcal{S} \cap \mathcal{R}$. The expression of δD is obtained from the definition $D = D_0 \cdot q^{-1}$ and from (2.10). The passage from the Lagrange-d'Alembert principle (2.13) to the Euler-Poincaré-d'Alembert principle (2.14)–(2.15) is rigorously justified by employing the Euler-Poincaré reduction theory, see [17], extended to include the nonholonomic constraint $\mathcal{S} \cap \mathcal{R}$.

Theorem 2.4 (Discrete variational equations) Consider a semidiscrete Lagrangian $\ell = \ell(A, D) : \mathfrak{d}(\mathbb{M}) \times \text{Den}_d(\mathbb{M}) \rightarrow \mathbb{R}$. Then, the curves $A(t), D(t)$ are critical for the variational principle (2.14) if and only if it satisfies the equations

$$\mathbf{P} \left(\frac{d}{dt} \frac{\delta \ell}{\delta A} + \Omega^{-1} \left[A^\top, \Omega \frac{\delta \ell}{\delta A} \right] + D \frac{\delta \ell}{\delta D}^\top \right)_{ij} = 0, \quad \text{for all } i \in N(j), \quad (2.16)$$

where $\mathbf{P} : \mathfrak{g}(N) \rightarrow \Omega_d^1(\mathbb{M})$ is the projection (2.9). The discrete continuity equation reads

$$\frac{d}{dt} D + \Omega^{-1} A^\top \Omega D = 0. \quad (2.17)$$

Proof: Given $\ell : \mathfrak{d}(\mathbb{M}) \times \text{Den}_d(\mathbb{M}) \rightarrow \mathbb{R}$, the functional derivatives $\frac{\delta \ell}{\delta A} \in \mathfrak{d}(\mathbb{M})$ and $\frac{\delta \ell}{\delta D} \in \Omega_d^0(\mathbb{M})$ are defined with respect to the appropriate pairings as

$$\left\langle \frac{\delta \ell}{\delta A}, \delta A \right\rangle = \frac{d}{d\varepsilon} \Big|_{\varepsilon=0} \ell(A + \varepsilon \delta A, D), \quad \left\langle \frac{\delta \ell}{\delta D}, \delta D \right\rangle_0 = \frac{d}{d\varepsilon} \Big|_{\varepsilon=0} \ell(A, D + \varepsilon \delta D),$$

for all $\delta A \in \mathfrak{d}(\mathbb{M})$ and $\delta D \in \mathbb{R}^N$.

Application of the variational principle (2.14) yields

$$\delta \int_0^T \ell(A, D) dt = \int_0^T \left\langle \frac{\delta \ell}{\delta A}, \partial_t B + [B, A] \right\rangle dt + \int_0^T \left\langle \frac{\delta \ell}{\delta D}, -\Omega^{-1} B^\top \Omega D \right\rangle_0 dt.$$

Isolating the matrix B , integrating by parts, and using $B(0) = B(T) = 0$, we get

$$\int_0^T \left\langle \frac{d}{dt} \frac{\delta \ell}{\delta A} + \Omega^{-1} \left[A^\top, \Omega \frac{\delta \ell}{\delta A} \right] + D \frac{\delta \ell}{\delta D}^\top, B \right\rangle dt = 0,$$

for all $B \in \mathcal{S} \cap \mathcal{R}$. The result then follows from Proposition 2.3 and by noting that since $B \in \mathcal{S}$, the equations are verified only for neighboring cells, i.e., $j \in N(i)$.

The discrete continuity equation follows from the definitions

$$D(t) = D_0 \cdot q(t)^{-1} = \Omega^{-1} q(t)^{-\top} \Omega D_0 \quad \text{and} \quad A(t) = \dot{q}(t) q(t)^{-1}.$$

□

Remark 2.5 (Coadjoint operator and discrete Lie derivative) We have seen that the coadjoint operator for the group $\text{D}(\mathbb{M})$ with respect to the pairing (2.3) has the expression

$$\text{ad}_A^* L = \mathbf{Q} \left(\Omega^{-1} [A^\top, \Omega L] \right), \quad A \in \mathfrak{d}(\mathbb{M}), \quad L \in \mathfrak{d}(\mathbb{M})^*.$$

The discrete advection term in (2.16) is thus related to the coadjoint operator as follows

$$\mathbf{P} \left(\Omega^{-1} [A^\top, \Omega L] \right) = \left(\mathbf{Q} \left(\Omega^{-1} [A^\top, \Omega L] \right) \right)^{(A)} = (\text{ad}_A^* L)^{(A)},$$

where we recall that $L^{(A)} := \frac{1}{2}(L - L^\top)$ denotes the skew-symmetric part of a matrix. We shall compute explicitly this advection operator on simplicial grids below and obtain a discretization of the Lie derivative operator on one-form densities.

Discrete Lagrangian for barotropic fluids. The Lagrangian of a compressible rotating barotropic fluid on a manifold M with Riemannian metric g has the general form

$$\ell(\mathbf{u}, \rho) = \int_M \left[\frac{1}{2} \rho \mathbf{u}^\flat \cdot \mathbf{u} + \rho \mathbf{R}^\flat \cdot \mathbf{u} - \varepsilon(\rho) \right] d\mathbf{x}, \quad (2.18)$$

with \mathbf{u} the fluid Eulerian velocity, ρ the mass density, and $\varepsilon(\rho)$ the internal energy density. The vector field \mathbf{R} is the vector potential of the angular velocity of the Earth. The first and second term of the Lagrangian involve the flat operator \flat associated to the Riemannian metric. The intrinsic expression of the equations for the compressible fluid on Riemannian manifolds is

$$\partial_t \mathbf{u} + \mathbf{u} \cdot \nabla \mathbf{u} + 2(\mathbf{i}_u \Omega)^\sharp = -\frac{1}{\rho} \text{grad } p, \quad \partial_t \rho + \text{div}(\rho \mathbf{u}) = 0, \quad (2.19)$$

where ∇ , grad , and div are, respectively, the covariant derivative, the gradient, and the divergence associated to the Riemannian metric g , Ω is the 2-form defined by $2\Omega := d\mathbf{R}^\flat$, and $\mathbf{i}_u \Omega = \Omega(\mathbf{u}, -)$. The pressure is given by $p = \frac{\partial \varepsilon}{\partial \rho} \rho - \varepsilon$. On $M = \mathbb{R}^3$, we recover the classical Coriolis term $2(\mathbf{i}_u \Omega)^\sharp = 2\Omega \times \mathbf{u}$ (see, e.g., [4]). If, in addition to ρ , the internal energy depends on other non dynamical fields, like the bottom topography, then (2.19) has the more general expression

$$\partial_t \mathbf{u} + \mathbf{u} \cdot \nabla \mathbf{u} + 2(\mathbf{i}_u \Omega)^\sharp = -\text{grad } \frac{\partial \varepsilon}{\partial \rho}, \quad \partial_t \rho + \text{div}(\rho \mathbf{u}) = 0. \quad (2.20)$$

A main ingredient in the definition of a discretization of the Lagrangian (2.18) on $\mathfrak{d}(\mathbb{M}) \times \text{Den}_d(\mathbb{M})$ is a consistent discretization of the Riemannian metric or, equivalently, of the flat operator, on a given mesh \mathbb{M} . Since only the skew symmetric part of the discrete momenta counts (i.e., the discrete momenta are in $\mathfrak{so}(N)$), we can still use the same flat operators as in [23]. Given such a discrete flat operator \flat , the discrete Lagrangian associated to (2.18) is

$$\ell(A, D) = \frac{1}{2} \sum_{i,j=1}^N D_i A_{ij}^\flat A_{ij} \Omega_{ii} + \sum_{i,j=1}^N D_i R_{ij}^\flat A_{ij} \Omega_{ii} - \sum_{i=1}^N \epsilon(D_i) \Omega_{ii}. \quad (2.21)$$

3 Compressible rotating fluids on simplicial grids

In this section we shall use Theorem 2.4 to derive a structure preserving variational discretization of 2 dimensional rotating compressible fluids on irregular simplicial grids. We shall then consider the special case of the rotating shallow water equations.

Simplicial grid. We consider a 2D simplicial mesh on the fluid domain, as described in Fig. 3.1. We adopt the following notations:

- $f_{ij} :=$ length of a primal edge, triangle edge located between triangle i and triangle j ;
- $h_{ij} :=$ length of a dual edge that connect the circumcenters of triangle i and triangle j ;
- $\Omega_{ii} :=$ area of a primal simplex (triangle) T_i .

The flat operator on a 2D simplicial mesh is defined by the following two conditions, see [23],

$$\begin{aligned} A_{ij}^\flat &= 2\Omega_{ii} \frac{h_{ij}}{f_{ij}} A_{ij}, \quad \text{for } j \in N(i), \\ A_{ij}^\flat + A_{jk}^\flat + A_{ki}^\flat &= K_j^e \langle \omega(A^\flat), \zeta_e \rangle, \quad \text{for } i, k \in N(j), k \notin N(i), \end{aligned} \quad (3.1)$$

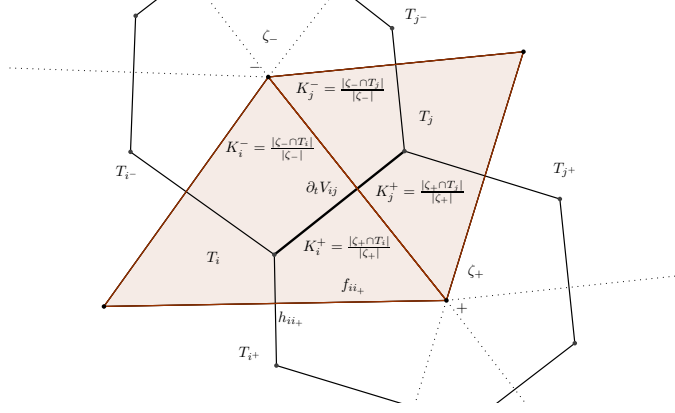


Figure 3.1: Notation and indexing conventions for the 2D simplicial mesh.

where e denotes the node common to triangles T_i, T_j, T_k and ζ_e denotes the dual cell to e . The vorticity ω of a discrete one-form $L \in \Omega_d^1(\mathbb{M})$ is defined by

$$\langle \omega(L), \zeta_e \rangle := \sum_{h_{mn} \in \partial \zeta_e} L_{mn}$$

and the constant K_i^e is defined as

$$K_k^e := \frac{|\zeta_e \cap T_k|}{|\zeta_e|}, \quad (3.2)$$

where $|\zeta_e \cap T_k|$ denotes the area of the intersection of ζ_e and T_k .

Variational discretization of compressible fluids. A main ingredient in the variational discretization (2.16) is the expression of the discrete advection term. We shall compute it separately in the next lemma, before giving the semidiscrete compressible fluid equations.

Lemma 3.1 (Discrete Lie derivative on simplicial grids) *On a 2D simplicial grid the discrete advection term for $A, B \in \mathfrak{d}(\mathbb{M})$ and $D \in \text{Den}_d(\mathbb{M})$ is given by*

$$\begin{aligned} & \mathbf{P} \left(\Omega^{-1} [A^\top, \Omega D B^b] \right)_{ij} \\ &= \omega(B^b)_- \left(K_i^- \overline{D}_{ji_-} A_{ii_-} + K_j^- \overline{D}_{ij_-} A_{jj_-} \right) - \omega(B^b)_+ \left(K_i^+ \overline{D}_{ji_+} A_{ii_+} + K_j^+ \overline{D}_{ij_+} A_{jj_+} \right) \\ &+ \overline{D}_{ij} \left(\sum_{k \in N(i)} A_{ik} B_{ik}^b - \sum_{k \in N(j)} A_{jk} B_{jk}^b \right) - (\overline{D} \cdot A)_{ij} B_{ij}^b \\ &=: (\mathcal{L}_A^d(D B^b))_{ij}. \end{aligned} \quad (3.3)$$

In this formula, the indices i, j correspond to two neighboring cells T_i and T_j , the indices i_\pm and j_\pm refer to cells as indicated on Fig. 3.1. The discrete vorticity associated to B^b at the nodes \pm is defined by

$$\omega(B^b)_\pm = \sum_{h_{mn} \in \partial \zeta_\pm} B_{mn}^b$$

and $\overline{D}_{ij} := \frac{1}{2}(D_i + D_j)$. In the last term of the third line of (3.3), $D \cdot A$ denotes the infinitesimal action of $A \in \mathfrak{d}(\mathbb{M})$ on $D \in \text{Den}_d(\mathbb{M})$, see (2.11).

In the last line we introduce the notation $\mathcal{L}_A^d(D B^b)$ to indicate that this expression is a discrete version of the Lie derivative, see Remark 3.2.

Proof: Using the second equation in (3.1) and $A_{ki}\Omega_{kk} = -\Omega_{ii}A_{ik}$, we compute the matrix element $i \neq j$ for $i \in N(j)$,

$$\begin{aligned} \left(\Omega^{-1}[A^\top, \Omega DB^b] \right)_{ij} = & \\ & \omega(B)_- \left(K_i^- D_{i-} A_{ii-} + K_j^- D_i A_{jj-} \right) - \omega(B)_+ \left(K_i^+ D_{i+} A_{ii+} + K_j^+ D_i A_{jj+} \right) \\ & - A_{ii-} D_{i-} (B_{i-i}^b + B_{ij}^b) - A_{ii+} D_{i+} (B_{i+i}^b + B_{ij}^b) - A_{jj-} D_i (B_{jj-}^b + B_{ij}^b) \\ & - A_{jj+} D_i (B_{jj+}^b + B_{ij}^b) + D_i B_{ij}^b (A_{ii} - A_{jj}). \end{aligned}$$

We also compute the diagonal matrix elements

$$\left(\Omega^{-1}[A^\top, \Omega DB^b] \right)_{ii} = \sum_{k \in N(i)} (D_k - D_i) A_{ik} B_{ik}^b.$$

and the expression

$$(D \cdot A)_i = (\Omega^{-1} A^\top \Omega D)_i = A_{ii} D_i - \sum_{k \in N(i), k \neq i} A_{ik} D_k.$$

The final formula (3.3) is obtained by using the three expressions above, the formula $\mathbf{P}(X)_{ij} = \frac{1}{2}(X_{ij} - X_{ji} - X_{ii} + X_{jj})$, and noting several cancellations and rearrangements. \square

Remark 3.2 (Continuous and discrete Lie derivative) Given two vector fields \mathbf{u}, \mathbf{v} on a manifold and a density ρ , the Lie derivative of the one-form density $\rho \mathbf{v}^b$ is given by

$$\mathcal{L}_{\mathbf{u}}(\rho \mathbf{v}^b) = \rho \mathbf{i}_{\mathbf{u}} \mathbf{d} \mathbf{v}^b + \rho \mathbf{d}(\mathbf{v}^b \cdot \mathbf{u}) + \text{div}(\rho \mathbf{u}) \mathbf{v}^b, \quad (3.4)$$

where \mathbf{d} is the exterior derivative. Denoting by $\omega := \mathbf{d} \mathbf{v}^b$ the vorticity of \mathbf{v} , we note the strict analogy between this formula and its discrete counterpart (3.3). The link between the discrete and continuous objects is established by $\mathbf{v} \sim B$, $\mathbf{u} \sim A$, $\rho \sim D$. The first two terms in (3.3) correspond to the term $\rho \mathbf{i}_{\mathbf{u}} \mathbf{d} \mathbf{v}^b = \mathbf{i}_{\rho \mathbf{u}} \omega$, the third term in (3.3) corresponds to $\rho \mathbf{d}(\mathbf{v}^b \cdot \mathbf{u})$ and the fourth term corresponds to $\text{div}(\rho \mathbf{u}) \mathbf{v}^b$.

Theorem 3.3 *The discrete equations (2.16) for the discrete Lagrangian (2.21) on a simplicial grid are given by*

$$\left\{ \begin{aligned} & \overline{D}_{ij} \frac{d}{dt} A_{ij}^b + \omega_+ (K_i^+ \overline{D}_{ji+} A_{ii+} + K_j^+ \overline{D}_{ij+} A_{jj+}) - \omega_- (K_i^- \overline{D}_{ji-} A_{ii-} + K_j^- \overline{D}_{ij-} A_{jj-}) \\ & \quad + \overline{D}_{ij} \frac{1}{2} (A_{ii-}^b A_{ii-} + A_{ii+}^b A_{ii+} + A_{ij}^b A_{ij} - A_{ji}^b A_{ji} - A_{jj-}^b A_{jj-} - A_{jj+}^b A_{jj+}) \\ & \quad + \overline{D}_{ij} \left(\frac{\partial \epsilon}{\partial D_i} - \frac{\partial \epsilon}{\partial D_j} \right) = 0 \\ & \frac{d}{dt} D_i = A_{ii-} D_{i-} + A_{ii+} D_{i+} + A_{ij} D_j - A_{ii} D_i, \end{aligned} \right. \quad (3.5)$$

where $\overline{D}_{ij} := \frac{1}{2}(D_i + D_j)$ and $\omega_{\pm} := \sum_{h_{mn} \in \partial \zeta_{\pm}} (A_{mn}^b + R_{mn}^b)$ is the discrete absolute vorticity at the node \pm , see Fig. 3.1.

Proof: The functional derivatives of the discrete Lagrangian (2.21) with respect to the pairing $\langle \cdot, \cdot \rangle_0$ and $\langle \cdot, \cdot \rangle_1$ are

$$\frac{\delta \ell}{\delta A_{ij}} = D_i(A_{ij}^b + R_{ij}^b) \quad \text{and} \quad \frac{\delta \ell}{\delta D_i} = \frac{1}{2} \sum_j A_{ij}^b A_{ij} + \sum_j R_{ij}^b A_{ij} - \frac{\partial \epsilon}{\partial D_i}.$$

The system (3.5) results from a series of computations. For the first term in (2.16), we have

$$\begin{aligned} \frac{d}{dt} \mathbf{P} \left(\frac{\delta \ell}{\delta A} \right)_{ij} &= \frac{d}{dt} (\overline{D}_{ij} (A_{ij}^b + R_{ij}^b)) = \frac{d}{dt} \overline{D}_{ij} (A_{ij}^b + R_{ij}^b) + \overline{D}_{ij} \frac{d}{dt} A_{ij}^b \\ &= -(\overline{D \cdot A})_{ij} (A_{ij}^b + R_{ij}^b) + \overline{D}_{ij} \frac{d}{dt} A_{ij}^b, \end{aligned}$$

where in the last equality we use the discrete continuity equation (2.17). For the second term we use Lemma 3.1 with $B^b = A^b + R^b$. For the last term in (2.16), we compute

$$\begin{aligned} \mathbf{P} \left(D \frac{\delta \ell}{\delta D} \right)_{ij} &= \overline{D}_{ij} \left(\sum_{k \in N(j)} \left(\frac{1}{2} A_{jk}^b + R_{jk}^b \right) A_{jk} - \frac{\partial \epsilon}{\partial D_j} \right) \\ &\quad - \overline{D}_{ij} \left(\sum_{k \in N(i)} \left(\frac{1}{2} A_{ik}^b + R_{ik}^b \right) A_{ik} - \frac{\partial \epsilon}{\partial D_i} \right). \end{aligned}$$

Adding these three terms and noting some cancellations, we get (3.5). \square

Remark 3.4 The momentum equations (2.19) can equivalently be written in the space of one-forms as

$$\rho \partial_t \mathbf{u}^b + \mathbf{i}_{\rho \mathbf{u}} \mathbf{d}(\mathbf{u}^b + \mathbf{R}^b) = -\rho \mathbf{d} \left(\frac{1}{2} |\mathbf{u}|^2 + \frac{\partial \epsilon}{\partial \rho} \right). \quad (3.6)$$

It is this expression of the compressible equations that appears in a discretized form in the variational discretization (3.5).

Remark 3.5 The advection term in (3.5) consists of two parts associated to either node $+$ or node $-$: the weighted sums of the absolute vorticity ω_+ with those elements A_{ii_+} and A_{jj_+} that contribute to ω_+ and another weighted sum of ω_- with A_{ii_-} and A_{jj_-} . This form follows naturally from the variational principle. In particular, it does not require the reconstruction of tangential velocities out of the prognostic normal ones, in contrast to standard C-grid schemes.

In standard C-grid discretizations of the shallow water equations (see, e.g., [2, 27, 31]), the advection term is different. Usually, it is a product of a reconstructed tangential velocity value and an averaged absolute vorticity value evaluated at the triangles' edge midpoints. However, it is a nontrivial task to develop reconstructions and suitable average methods that provide well-behaving, conservative discretizations, as the resulting schemes might be inconsistent [32].

The case of the rotating shallow water equations. For the rotating shallow water equations, the density variable is the fluid depth denoted h . The Lagrangian is

$$\ell(\mathbf{u}, h) = \int_M \left[\frac{1}{2} h \mathbf{u}^b \cdot \mathbf{u} + h \mathbf{R}^b \cdot \mathbf{u} - \frac{1}{2} g(h + B)^2 \right] d\mathbf{x},$$

where B is the bottom topography and where $h + B$ describes the free surface elevation of the fluid. The above developments directly apply to this case by choosing the internal energy $\varepsilon(h) = \frac{1}{2}g(h + B)^2$. Equations (2.20) becomes

$$\partial_t \mathbf{u} + \mathbf{u} \cdot \nabla \mathbf{u} + 2(\mathbf{i}_u \Omega)^\sharp = -g \operatorname{grad}(h + B), \quad \partial_t h + \operatorname{div}(h \mathbf{u}) = 0,$$

i.e., the rotating shallow water equations. The formulation (3.6) becomes

$$h \partial_t \mathbf{u}^b + \mathbf{i}_{h\mathbf{u}} \mathbf{d}(\mathbf{u}^b + \mathbf{R}^b) = -h \mathbf{d}\left(\frac{1}{2}|\mathbf{u}|^2 + g(h + B)\right). \quad (3.7)$$

The discrete rotating shallow water equations are obtained from the first equation in (3.5) by replacing the last term with

$$\overline{D}_{ij} g((D_i + B_i) - (D_j + B_j)),$$

where D_i is the discretization of the fluid depth h . In this case (3.5) becomes the discrete form of the formulation (3.7) of the rotating shallow water momentum equation.

Remark 3.6 Note that the first equation in (3.5) follows from (2.16) by using the advection equation (2.17). Without making use of this, we get

$$\begin{aligned} & \frac{d}{dt} (\overline{D}_{ij} (A_{ij}^b + R_{ij}^b)) \\ & + \omega_+ (K_i^+ \overline{D}_{ji+} A_{ii+} + K_j^+ \overline{D}_{ij+} A_{jj+}) - \omega_- (K_i^- \overline{D}_{ji-} A_{ii-} + K_j^- \overline{D}_{ij-} A_{jj-}) \\ & + \overline{D}_{ij} \frac{1}{2} (A_{ii-}^b A_{ii-} + A_{ii+}^b A_{ii+} + A_{ij}^b A_{ij} - A_{ji}^b A_{ji} - A_{jj-}^b A_{jj-} - A_{jj+}^b A_{jj+}) \\ & - (\overline{D} \cdot A)_{ij} (A_{ij}^b + R_{ij}^b) + \overline{D}_{ij} \left(\frac{\partial \epsilon}{\partial D_i} - \frac{\partial \epsilon}{\partial D_j} \right) = 0. \end{aligned} \quad (3.8)$$

We end this section by giving in Table 3.1 a summary that enlighten the correspondence between the continuous and discrete objects.

4 Time discretization and solving algorithm

We write the variational scheme of equations (3.5) for the rotating shallow water equations explicitly in terms of the normal velocities V_{ij} and the cell densities (i.e. fluid depth) D_i . In particular, the elements of A are given by:

$$\begin{aligned} A_{ij} &= -\frac{1}{2\Omega_{ii}} f_{ij} V_{ij}, \quad \text{for all } j \in N(i), j \neq i, \\ A_{ii} &= -A_{ij} - A_{ii-} - A_{ii+} = \sum_{k=j, i-, i+} \frac{1}{2\Omega_{ii}} f_{ik} V_{ik} =: \operatorname{div}(V)_i. \end{aligned} \quad (4.1)$$

These are explicit representations of A introduced in Lemma 2.2 on the simplicial mesh \mathbb{M} . Here, $\operatorname{div}(V)$ is a standard FV divergence operator on a triangular mesh, see [2] for instance.

Continuous diffeomorphism	Discrete diffeomorphisms
$\text{Diff}(M) \ni \varphi$	$\mathcal{D}(\mathbb{M}) \ni q$
Lie algebra	Discrete diffeomorphisms
$\mathfrak{X}(M) \ni \mathbf{u}$	$\mathfrak{d}(\mathbb{M}) \ni A$
Group action on functions	Group action on discrete functions
$f \mapsto f \circ \varphi$	$F \mapsto q^{-1}F$
Lie algebra action on functions	Lie algebra action on discrete functions
$f \mapsto \mathbf{d}f \cdot \mathbf{u}$	$F \mapsto -AF$
Group action on densities	Group action on discrete densities
$\rho \mapsto (\rho \circ \varphi)J\varphi$	$D \mapsto \Omega^{-1}q^{\mathsf{T}}\Omega D$
Lie algebra action on densities	Lie algebra action on discrete densities
$\rho \mapsto \text{div}(\rho\mathbf{u})$	$D \mapsto \Omega^{-1}A^{\mathsf{T}}\Omega D$
Hamilton's principle	Lagrange-d'Alembert principle
$\delta \int_0^T L_{\rho_0}(\varphi, \dot{\varphi})dt = 0,$ for arbitrary variations $\delta\varphi$	$\delta \int_0^T L_{D_0}(q, \dot{q})dt = 0, \dot{q}q^{-1} \in \mathcal{S} \cap \mathcal{R},$ for variations $\delta qq^{-1} \in \mathcal{S} \cap \mathcal{R}$
Eulerian velocity and density	Eulerian discrete velocity and discrete density
$\mathbf{u} = \dot{\varphi} \circ \varphi^{-1}, \rho = (\rho_0 \circ \varphi^{-1})J\varphi^{-1}$	$A = \dot{q}q^{-1}, D = \Omega^{-1}q^{-\mathsf{T}}\Omega D_0$
Euler-Poincaré principle	Euler-Poincaré-d'Alembert principle
$\delta \int_0^T \ell(\mathbf{u}, \rho)dt = 0, \delta\mathbf{u} = \partial_t \boldsymbol{\zeta} + [\boldsymbol{\zeta}, \mathbf{u}],$ $\delta\rho = -\text{div}(\rho\boldsymbol{\zeta})$	$\delta \int_0^T \ell(A, D)dt = 0, \delta A = \partial_t B + [B, A],$ $\delta D = -\Omega^{-1}B^{\mathsf{T}}\Omega D,$ $A, B \in \mathcal{S} \cap \mathcal{R}$
Compressible Euler equations	Discrete compressible Euler equations
Form I: $\partial_t(\rho(\mathbf{u}^b + \mathbf{R}^b)) + \mathbf{i}_{\rho\mathbf{u}}\omega + \text{div}(\rho\mathbf{u})(\mathbf{u}^b + \mathbf{R}^b)$ $= -\rho \mathbf{d}(\frac{1}{2} \mathbf{u} ^2 + \frac{\partial\varepsilon}{\partial\rho})$ Form II : $\rho\partial_t\mathbf{u}^b + \mathbf{i}_{\rho\mathbf{u}}\omega = -\rho \mathbf{d}(\frac{1}{2} \mathbf{u} ^2 + \frac{\partial\varepsilon}{\partial\rho})$	Form I: on 2D simplicial grid Equation (3.8) Form II: on 2D simplicial grid Equation (3.5)

Table 3.1: Continuous and discrete objects

Semi-discrete equations. In terms of V_{ij} , the semidiscrete shallow water momentum equation (3.5) becomes

$$\partial_t V_{ij} + \text{Adv}(V, D)_{ij} = \text{K}(V)_{ij} - \text{G}(D)_{ij}, \quad (4.2)$$

where we defined

$$\begin{aligned}
\text{Adv}(V, D)_{ij} &:= \\
&- \frac{1}{\bar{D}_{ij} h_{ij}} \left(\frac{1}{|\zeta_-|} \sum_{h_{mn} \in \partial \zeta_-} h_{mn} (V_{mn} + \bar{R}_{mn}) \right) \left(\frac{|\zeta_- \cap T_i|}{2\Omega_{ii}} \bar{D}_{ji_-} f_{ii_-} V_{ii_-} + \frac{|\zeta_- \cap T_j|}{2\Omega_{jj}} \bar{D}_{ij_-} f_{jj_-} V_{jj_-} \right) \\
&+ \frac{1}{\bar{D}_{ij} h_{ij}} \left(\frac{1}{|\zeta_+|} \sum_{h_{mn} \in \partial \zeta_+} h_{mn} (V_{mn} + \bar{R}_{mn}) \right) \left(\frac{|\zeta_+ \cap T_i|}{2\Omega_{ii}} \bar{D}_{ji_+} f_{ii_+} V_{ii_+} + \frac{|\zeta_+ \cap T_j|}{2\Omega_{jj}} \bar{D}_{ij_+} f_{jj_+} V_{jj_+} \right), \\
K(V)_{ij} &:= -\frac{1}{2h_{ij}} \left(\frac{h_{jj_-} f_{jj_-} (V_{jj_-})^2}{2\Omega_{jj}} + \frac{h_{jj_+} f_{jj_+} (V_{jj_+})^2}{2\Omega_{jj}} + \frac{h_{ij} f_{ij} (V_{ji})^2}{2\Omega_{jj}} \right. \\
&\quad \left. - \frac{h_{ii_-} f_{ii_-} (V_{ii_-})^2}{2\Omega_{ii}} - \frac{h_{ii_+} f_{ii_+} (V_{ii_+})^2}{2\Omega_{ii}} - \frac{h_{ij} f_{ij} (V_{ij})^2}{2\Omega_{ii}} \right), \\
G(D)_{ij} &:= \frac{g}{h_{ij}} \left(D_j + B_j - (D_i + B_i) \right),
\end{aligned}$$

for values \bar{R}_{mn} related to R_{mn} by $R_{ij} = -\frac{1}{2\Omega_{ii}} f_{ij} \bar{R}_{ij}$, analogously to the relation between V_{mn} and A_{mn} given by (4.1).

For later use we define the curl-operator and a discrete tangential gradient operator

$$\text{curl}(V)|_{\zeta_{\pm}} := \frac{1}{|\zeta_{\pm}|} \sum_{h_{mn} \in \partial \zeta_{\pm}} h_{mn} V_{mn}, \quad G^{\perp}(D)_{ij} := \frac{1}{f_{ij}} (D_- + B_- - (D_+ + B_+)), \quad (4.3)$$

where D_{\pm} is the fluid depth at the node \pm , see Fig. 3.1. Moreover, we define

$$f|_{\zeta_{\pm}} := \frac{1}{|\zeta_{\pm}|} \sum_{h_{mn} \in \partial \zeta_{\pm}} h_{mn} \bar{R}_{mn}. \quad (4.4)$$

Later on, we will apply the f -plane approximation, i.e., for a Coriolis parameter f (defined further below) the values $f|_{\zeta_{\pm}} = f$ are identical on each node.

Here, we include an explicit representation of the continuity equation (3.5) by means of V and D to enable comparisons to standard methods. Using the fact that $A_{ii} = -A_{ij} - A_{ii_-} - A_{ii_+}$, there follows

$$\begin{aligned}
\partial_t D_i + A_{ii} D_i - A_{ij} D_j - A_{ii_-} D_{i_-} - A_{ii_+} D_{i_+} &= 0, \\
\partial_t D_i - A_{ij} (D_i + D_j) - A_{ii_-} (D_i + D_{i_-}) - A_{ii_+} (D_i + D_{i_+}) &= 0, \\
\partial_t D_i + \underbrace{\frac{1}{\Omega_{ii}} f_{ij} V_{ij} \bar{D}_{ij} + \frac{1}{\Omega_{ii}} f_{ii_-} V_{ii_-} \bar{D}_{ii_-} + \frac{1}{\Omega_{ii}} f_{ii_+} V_{ii_+} \bar{D}_{ii_+}}_{:= \text{div}(V, D)_i} &= 0,
\end{aligned} \quad (4.5)$$

where $\bar{D}_{ij} = \frac{D_i + D_j}{2}$. Hence, the continuity equation (3.5) can be written by means of a standard FV divergence operator div defined on triangles (cf. e.g. [2]).

Time discretization. The explicit representations (4.2) and (4.5) permit one to apply standard time discretization methods, such as Runge-Kutta or Crank-Nicolson schemes while applying operator splitting methods. Here we proceed differently. Since the spatial discretization has been realized by variational principles in a structure preserving way, a temporal variational discretization can be implemented by following the discrete (in time) Euler-Poincaré approach,

analogously to what has been done in [13] and [11], to which we refer for a detailed treatment. Following [7], the discrete Euler-Poincaré approach is based on the introduction of a local approximant to the exponential map of the Lie group, chosen here as the Cayley transform τ .

The temporal scheme consists of the following two steps. First, we compute the advected quantities, here the fluid density D applying the Cayley transform τ . The update equation is then given by $D^{t+1} = \tau(\Delta t A^t) D^t$ for the time t and a time step size Δt . This equation, in particular τ , can be represented as

$$(I - \frac{1}{2} \Delta t A^t) D^{t+1} = (I + \frac{1}{2} \Delta t A^t) D^t, \quad (4.6)$$

with I the identity matrix (cf. [11] for more details). The elements of the matrix A in terms of V_{ij} for the simplicial mesh \mathbb{M} are given in (4.1).

Second, the following update equations for the momentum equation has to be solved:

$$\begin{aligned} \frac{V_{ij}^{t+1} - V_{ij}^t}{\Delta t} = & -\frac{1}{2} \text{Adv}(V^{t+1}, D^{t+1})_{ij} - \frac{1}{2} \text{Adv}(V^t, D^t)_{ij} \\ & + \frac{1}{2} K(V^{t+1})_{ij} + \frac{1}{2} K(V^t)_{ij} - G(D^{t+1})_{ij} \quad \text{for all } j \in N(i), j \neq i. \end{aligned} \quad (4.7)$$

We solve this implicit nonlinear momentum equation by fixed point iteration for all edges ij . To enhance readability, we skip the corresponding subindices in the following. The solving algorithm reads:

1. Start loop over $k = 0$ with initial guess at t : $V_{k=0}^* = V^t$;
2. Calculate velocity at $k + 1$:

$$\begin{aligned} V_{k+1}^* = & F(V^t, D^t) - \frac{\Delta t}{2} \text{Adv}(V_k^*, D^{t+1}) + \frac{\Delta t}{2} K(V_k^*) - \Delta t G(D^{t+1})_{ij} \\ \text{for } F(V^t, D^t) := & V^t - \frac{\Delta t}{2} \text{Adv}(V^t, D^t) + \frac{\Delta t}{2} K(V^t), \end{aligned} \quad (4.8)$$

then set $k + 1 = k$;

3. Stop loop over k if $\|V_{k+1}^* - V_k^*\| < \epsilon$ for a small positive ϵ .

In case of convergence $V_{k+1}^* \rightarrow V^{t+1}$, this algorithm solves the momentum equation (4.7).

Remark 4.1 In general, a structure preserving time discretization for the equations of the Euler-Poincaré type (2.16) is obtained by applying a discrete analogue of the variational principle (2.14). This is the point of view followed in [13] and [11], to which we refer for the complete treatment. As explained in these papers, by an appropriate choice of the Cayley transform and by dropping cubic terms, it results in a Crank-Nicolson type time update for the momentum equation (2.16), i.e., (3.8) for 2D simplicial grids. We have used above this time update directly on the momentum equation as reformulated in (3.5) which slightly differs from what would have been obtained by applying it to the (3.8). This considerably simplifies the solving procedure without altering the behavior of the scheme.

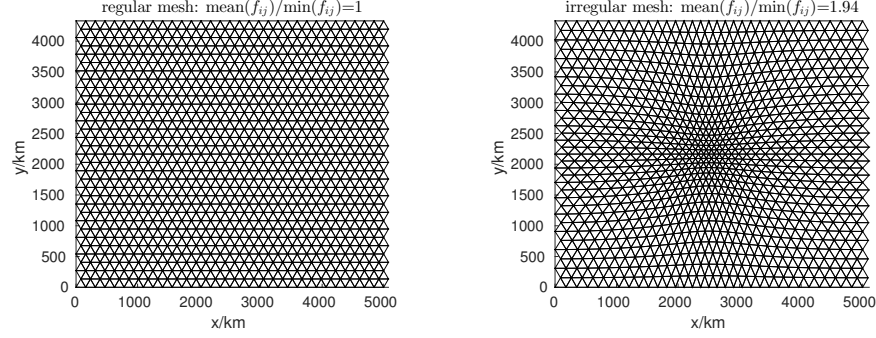


Figure 5.1: Regular mesh with equilateral triangles and irregular mesh with central refinement region, both with $2 \cdot 32^2$ triangular grid cells.

5 Numerical experiments

In this section we evaluate numerically the discrete variational shallow water equations derived in the previous chapters. To this end we investigate whether (i) the scheme conserves stationary solutions such as a lake at rest or a steady isolated vortex, whether (ii) it represents well the nonlinear dynamics, and whether (iii) the scheme approximates well the frequency relations of the continuous equations.

We perform all simulations in the f -plane approximation on a rectangular domain $[0, L_x] \times [0, L_y]$ with $L_x = 5000$ km and $L_y = 4330$ km denoting the domain's length in x - and y -directions, respectively. The f -plane approximation corresponds to describing in (2.18) the Earth rotation by the vector potential $\mathbf{R}(\mathbf{x}) = \frac{1}{2}(-fy, fx)$. We apply double periodic boundary conditions and a constant Coriolis parameter of $f = 5.3108$ days $^{-1}$ ($6.147 \cdot 10^{-5} s^{-1}$) which corresponds to a latitude of 25° . To account for the test cases' dimensions and enhance readability, we use in the following units of km and days instead of m and s.

The simulations are performed on regular and irregular triangular meshes, as shown in Fig. 5.1. We denote their resolutions by $N = 2(N_{1D})^2$, the number of triangular cells, in which N_{1D} is the number of subintervals in x - and y -direction. This number is defined with respect to a regular mesh by $N_{1D} := L_x/f_{\text{uni}} = 2L_y/\sqrt{3}f_{\text{uni}}$ for the uniform triangle edge length $f_{\text{uni}} = f_{ij}$ for all edges ij . The irregular mesh exhibit a refined region in the center of the domain. The mean edge lengths of the cells in the center are about twice as small as of those in the outer regions. The refinement procedure starts from a regular mesh and is controlled by a monitor function such that the topology of the mesh is conserved and entanglement of the mesh is avoided (r-adaptivity). For more details on how to construct such irregular meshes, we refer the reader to [3] and references therein.

These irregular meshes mimic realistic situations in operational forecasting, in which locally refined meshes are employed to better resolve local small scale features. It is important that these local refinement areas do not impact on the quality of the global large scale flows. We employ these irregular meshes hence to illustrate that the variational RSW scheme is capable to provide excellent results even on meshes with locally refined areas consisting of cells that are possibly strongly non-regular.

For all test cases we are particularly interested in studying the time evolution of the relative errors in the following quantities of interest (QOI): mass, total energy, mass-weighted potential vorticity, and potential enstrophy. As these values are conserved quantities in time of the

continuous shallow water equations, we study if the corresponding discrete values are conserved too. These quantities can be calculated as follows. The total mass $m(t)$ follows as an integral of the fluid depth $h(\mathbf{x}, t)$ over the domain M and is approximated by

$$m(t) = \int_M h(\mathbf{x}, t) d\mathbf{x} \approx \sum_{i=1}^N D_i(t) \Omega_{ii}. \quad (5.1)$$

The total energy $E_{\text{tot}}(t)$ is the sum of kinetic $E_{\text{kin}}(t)$ and potential energy $E_{\text{pot}}(t)$ which are given, respectively, by

$$\begin{aligned} E_{\text{kin}}(t) &= \int_M \frac{1}{2} h(\mathbf{x}, t) \mathbf{u}(\mathbf{x}, t)^2 d\mathbf{x} \approx \sum_{i=1}^N \frac{1}{2} D_i(t) \Omega_{ii} \sum_{k=j, i-, i+} \frac{h_{ik} f_{ik} (V_{ik}(t))^2}{2\Omega_{ii}}, \\ E_{\text{pot}}(t) &= \int_M \frac{1}{2} g(h(\mathbf{x}, t) + B(\mathbf{x}))^2 d\mathbf{x} \approx \sum_{i=1}^N \frac{1}{2} g(D_i(t) + B_i)^2 \Omega_{ii}. \end{aligned} \quad (5.2)$$

Defining the functions for absolute vorticity $\omega_a(\mathbf{x}, t) := (\text{curl}(\mathbf{u}(\mathbf{x}, t)) + f)$, for potential vorticity $q(\mathbf{x}, t) := \frac{\omega_a(\mathbf{x}, t)}{h(\mathbf{x}, t)}$, and for relative potential vorticity $q_{\text{rel}}(\mathbf{x}, t) := \frac{\text{curl}(\mathbf{u}(\mathbf{x}, t))}{h(\mathbf{x}, t)}$, the conserved quantities of *mass-weighted potential vorticity* $PV(t)$ and *potential enstrophy* $PE(t)$ are given by

$$\begin{aligned} PV(t) &= \int_M q(\mathbf{x}, t) h(\mathbf{x}, t) d\mathbf{x} \approx \sum_{e=1}^{N_e} (\text{curl}(V(t))|_{\zeta_e} + f) |\zeta_e|, \\ PE(t) &= \frac{1}{2} \int_M q(\mathbf{x}, t)^2 h(\mathbf{x}, t) d\mathbf{x} \approx \frac{1}{2} \sum_{e=1}^{N_e} \frac{(\text{curl}(V(t))|_{\zeta_e} + f)^2}{D_e(t)} |\zeta_e|, \end{aligned} \quad (5.3)$$

using (4.3), where N_e denotes the total number of nodes. The depth $D_e(t)$ associated to dual cells e is obtained by an area weighted average of neighboring cell values $D_i(t)$ using the coefficients K_i^e of (3.2), i.e., $D_e(t) = \sum_{i=1}^6 K_i^e D_i(t)$. The functions in (5.3) are examples of Casimir functions for the rotating shallow water equations, whose general form is $\int_M \Phi(q) h d\mathbf{x}$, where Φ is an arbitrary function of the potential vorticity.

5.1 Well-balancedness and frequency representation

By means of two test cases, a lake at rest and a lake at rest with small disturbance in the surface elevation but trivial bottom topography, we investigate whether the variational integrator is capable to preserve stationary solutions of the shallow water equations without generating spurious oscillations and without generating or destroying mass. In particular we study if the scheme is well-balanced with respect to the lake at rest steady state. In addition, we numerically determine the frequency spectrum of occurring surface waves and compare it with the theory.

5.1.1 Lake at rest

This test case serves us to illustrate that our implementation can perfectly handle nontrivial bottom topography. Initializing with constant surface elevation $h + B = \text{const.}$ and zero velocity $u = 0$ (cf. [19]), we expect the scheme to conserve this steady solution in case of flat and nontrivial bottom topography without exciting spurious modes. We expect further that the QOI are preserved too.

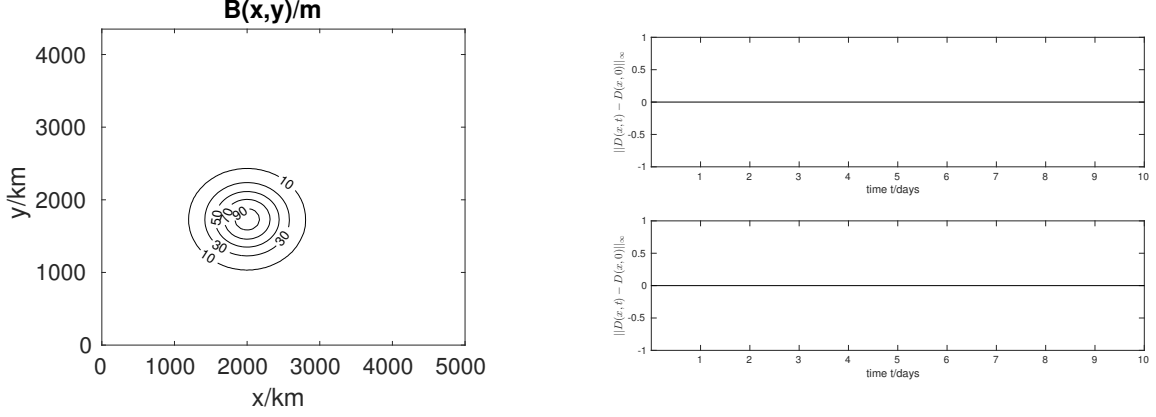


Figure 5.2: Left: contour lines of the bottom topography $B(x, y)$ on the computational domain. Right: maximum errors in surface elevation at rest relative to $H_0 = 750$ m for regular (upper right) and irregular (lower right) meshes.

Initialization. The setup for the lake at rest consists in a fluid in rest with zero initial velocity, $V_{ij} = 0$ for all edges, and with a surface elevation that coincides with the background depth, here $H_0 = 750$ m, such that $D_i + B_i = H_0$. The function for bottom topography $B(\mathbf{x})$ describes an underwater island, positioned next to the domain center, that is given by

$$B(x, y) = B' e^{-\frac{1}{2} \left(\frac{1}{\sigma_x^2} (x - x_{c1})^2 + \frac{1}{\sigma_y^2} (y - y_{c1})^2 \right)}, \quad (5.4)$$

for $B' = 100$ m, $x_{c1} = (\frac{1}{2} - o)L_x$, $y_{c1} = (\frac{1}{2} - o)L_y$, $o = 0.1$, $\sigma_x = \frac{3}{40}L_x$, and $\sigma_y = \frac{3}{40}L_y$. We obtain the discrete function for B_i by sampling (5.4) at the centers of the triangles T_i . For this test case, we use a time step size of $\Delta t = 60$ s.

Here and henceforth, we denote the discrete fields such as B_i , D_i and $(q_{\text{rel}})_i$ with $B(x, y)$, $D(x, y)$, and $q_{\text{rel}}(x, y)$, respectively, when considering them as 2D fields that depend on the x - and y -directions (cf. Fig. 5.2, for instance).

Results. We consider the maximum error over all cells i of the surface elevation $D_i(t) + B_i$ minus the initial value $D_i(0) + B_i = H_0$, denoted by $\|D(t) - D(0)\|_\infty$ when solving the nonlinear equations (4.6)-(4.7). The corresponding error values for regular and irregular meshes are shown in the upper-right and lower-right panels of Fig. 5.2, respectively. Clearly, even in case of a nontrivial bottom topography (Fig. 5.2, left), the surface elevation is preserved at machine precision for both mesh types. In addition, all QOI are preserved at machine precision too (not shown). This allows us to conclude that the scheme perfectly satisfy the well-balanced property and does not generate spurious modes in case of nontrivial bottom topography.

5.1.2 Frequency spectrum of linearized shallow water equations

Here we check if the occurring wave frequencies agree with the theory. We assume trivial bottom topography. Linearizing the equations around the undisturbed fluid depth H_0 and zero velocity and inserting plane wave solutions of the form $h(x, y, t) = H_0 \exp(i(kx + ly - \omega t))$, there follow the solutions

$$\omega = 0 \quad \text{or} \quad \omega^2 = f^2 + c^2(k^2 + l^2) \quad (5.5)$$

for $c = \sqrt{gH_0}$, wave frequency ω , and wave numbers k, l in x, y -direction, respectively. From this relation we thus have either a stationary solution ($\omega = 0$) or waves with frequencies greater than the Coriolis frequency f , i.e., $\omega \geq f$. The case $\omega = f$, i.e., $k = l = 0$, corresponds to *inertial oscillations* which do not propagate. Because of the double periodic boundary conditions, these waves are not excited here. The case $\omega > f$, corresponds to inertia-gravity (or Poincaré) waves, cf. [34]. Since we have a bounded, double periodic computational domain, the permitted wave numbers for inertia-gravity waves are $k = \frac{n_x 2\pi}{L_x}$ and $l = \frac{n_y 2\pi}{L_y}$ for $n_x, n_y = 0, 1, 2, \dots$ with $n_x + n_y > 0$. This gives a minimum wavenumber in each direction. Hence, all frequencies are greater than f but there is no maximal wavenumber.

Initialization of surface disturbance. To obtain an initialization that is close to the values $\bar{h}(\mathbf{x}, t) = H_0$ and $\bar{\mathbf{u}}(\mathbf{x}, t) = 0$ around which we linearized the shallow water equations, we superimpose on the lake at rest a small disturbance of magnitude $H' = 7.5$ m in the surface elevation. Hence, we apply the fluid depth

$$h(x, y, 0) = H_0 - H' \left[e^{-\frac{1}{2}(x_1'^2 + y_1'^2)} - \frac{4\pi\sigma_x\sigma_y}{L_x L_y} \right], \quad (5.6)$$

using the periodic extensions

$$x_1' = \frac{L_x}{\pi\sigma_x} \sin\left(\frac{\pi}{L_x}(x - x_{c1})\right), \quad y_1' = \frac{L_y}{\pi\sigma_y} \sin\left(\frac{\pi}{L_y}(y - y_{c1})\right). \quad (5.7)$$

The center of the perturbation is positioned at $x_{c1} = \frac{1}{2}L_x, y_{c1} = \frac{1}{2}L_y$. To obtain a circular initial (negative) surface evaluation, we use only one value for sigma, i.e. $\sigma_x = \sigma_y = \frac{3}{40}L_y$. Note that in terms of implementation, we initialize the fluid depth D_i by sampling (5.6) at each cell center and we set all velocity values V_{ij} to zero. We set all $B_i = 0$ to apply trivial bottom topography and we use $\Delta t = 60$ s.

Results of the frequency spectrum study. Recall that we use a gravitational constant of $g = 7.32 \cdot 10^7$ km days⁻² and a double periodic domain with wave numbers $k = \frac{n_x 2\pi}{L_x}$ and $l = \frac{n_y 2\pi}{L_y}$ for $n_x, n_y = 0, 1, 2, \dots$. According to the dispersion relation in Eqn. (5.5) (right), we find for two sets of parameters, namely case (i) $f = 5.31$ days⁻¹, $H_0 = 750$ m, and case (ii) $f = 6.903$ days⁻¹, $H_0 = 1267.5$ m, the following frequencies $\omega(n_x, n_y)$ in units of rad days⁻¹ for some combinations of n_x and n_y :

	$\omega(0,0)$	$\omega(1,0)$	$\omega(0,1)$	$\omega(1,1)$	$\omega(2,0)$	$\omega(2,1)$	$\omega(0,2)$	$\omega(1,2)$	$\omega(2,2)$
case (i)	5.3	10.7	12.0	15.2	19.4	22.1	22.2	24.0	28.9
case (ii)	6.9	13.9	15.6	19.7	25.2	28.8	28.8	31.2	37.6

The parameters for f and H_0 have been chosen such that the flow remains for both case (i) and case (ii) in the quasi-geostrophic regime (i.e. $Bu \approx 1$, cf. (5.13)).

To verify if these theoretical values are well represented by the variational shallow water scheme, we determine the frequencies occurring during the simulations. To this end, we numerically calculate at the center of the domain the Fourier transforms of a time series of the fluid depth $D(x, z, t)$ for the time interval $t \in [0, 10 \text{ days}]$ with a sample frequency of 0.01 days. The resulting spectra for the two choices of parameters are shown in Fig. 5.3, left for case (i) and right for case (ii).

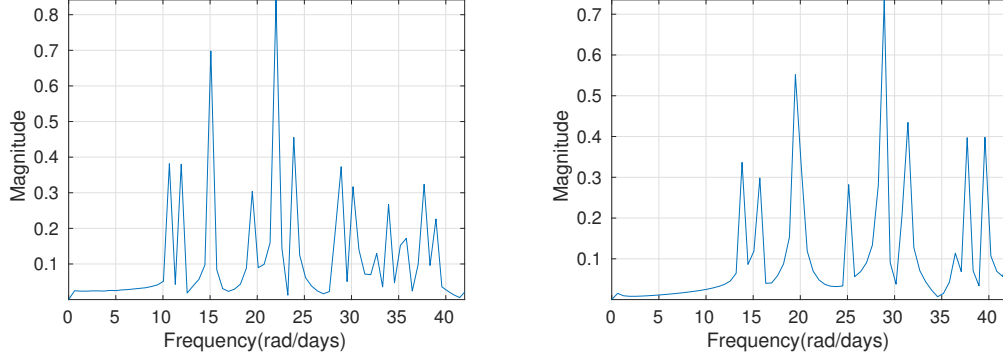


Figure 5.3: Frequency spectra of the disturbed lake at rest after 10 days for parameters $f = 5.31$ days $^{-1}$, $H_0 = 750$ m (left) or $f = 6.903$ days $^{-1}$, $H_0 = 1267.5$ m (right) determined on an irregular mesh with $2 \cdot 64^2$ cells. The frequency spectra determined on regular meshes looks very similar (not shown).

Besides some small background noise of waves occupying all possible wave numbers, we clearly distinguish sharp peaks in the spectra exactly at the predicted wave numbers for both parameter sets. For the illustrated combinations of $k, l \leq 2$, this perfect match of expected and numerically determined values can easily be seen when comparing the values from the table with those from Fig. 5.3, while for combinations with larger wave numbers the associated peaks might overlap (not shown). The overlap of the frequencies $\omega(2, 1)$ and $\omega(0, 2)$ reflects itself in a nearly doubled magnitude of the associated peak. Neither at case (i) nor (ii) we observe unphysical solutions at the frequencies $f = 5.31$ days $^{-1}$ or $f = 6.903$ days $^{-1}$, respectively. In addition, we notice the dependency of the spectra on the parameter f when comparing the left and the right spectra. In the latter, the peaks are shifted slightly to higher wave numbers because of the greater Coriolis parameter, in agreement with (5.5).

5.2 Conservation of exact, steady solution of an isolated vortex

Here we test if the variational shallow water scheme preserves the stationary solution of an isolated vortex. We perform long-term simulations up to 100 days and evaluate alongside the conservation properties of mass, total energy, mass-weighted potential vorticity, and potential enstrophy. For the simulation we apply either regular or irregular computational meshes with only $2 \cdot 64^2$ triangular cells because potential instabilities usually occur earlier for coarser mesh resolutions.

Comparing the numerical solutions at day 1, for instance, with the initial state allows us further to determine the solutions spatial convergence behavior since, being stationary, every deviation is due to numerical errors.

Initialization. A stationary vortex solution of the rotating shallow water equations with trivial bottom topography has the velocity $\mathbf{u}(\mathbf{x})$ and fluid depth $h(\mathbf{x})$ given by

$$\mathbf{u}(\mathbf{x}) = V(r) \frac{(-y, x)}{r} \quad \text{and} \quad h(\mathbf{x}) = H(r), \quad r = \sqrt{x_1'^2 + y_1'^2}, \quad (5.8)$$

where $V(r)$ and $H(r)$ verify the gradient wind balance

$$\frac{V(r)^2}{r} + fV(r) = g\frac{\partial H(r)}{\partial r}, \quad (5.9)$$

(cf. [30], for instance). This condition complies with the construction method for steady state solutions of the RSW equations suggested by [28]. Here, we apply relation (5.9) to construct a stationary solutions and consider a test case with trivial bottom topography $B(\mathbf{x}) = 0$.

We consider the following radial function to describe the velocity (resp. streamfunction):

$$V(r) = u_0 \frac{r}{r_0} e^{-\frac{1}{2}(\frac{r}{r_0})^2}, \quad \text{resp.} \quad \Psi(r) = -u_0 r_0 e^{-\frac{1}{2}(\frac{r}{r_0})^2}. \quad (5.10)$$

The function $V(r)$ results from choosing the exponential vorticity profile suggested by [30] for $\alpha = 2$ combined with the geophysically relevant scaling discussed in [28]. Its integration with respect to r gives the streamfunction $\Psi(r)$. The corresponding radial function for the fluid depth, which follows from (5.9), reads

$$H(r) = H_0 - \frac{u_0^2}{2g} e^{-(\frac{r}{r_0})^2} - \frac{f u_0 r_0}{g} e^{-\frac{1}{2}(\frac{r}{r_0})^2}, \quad (5.11)$$

where u_0 describes the maximal velocity and r_0 is a scaling constant, both to be determined further below.

Remark 5.1 Equations (5.10) and (5.11) propose an exact, stationary solution of the rotating shallow water equations (3.7) on the plane for trivial bottom topography. Topography can be easily included, as this steady solution is consistent with the construction method of [28] which allows for such modification. Moreover, our steady solution is an alternative example to that suggested by [28] of a steady isolated vortex. It provides a Cartesian analog for the famous test case 2 of [33] of a steady solution of the shallow water equations in spherical geometry which is frequently applied to measure a scheme's ability to preserve large-scale geostrophic balance (see [27], for instance).

To position the vortex in the center of the domain, we use the definitions $x'_1 = (x - x_{c_1})$ and $y'_1 = (y - y_{c_1})$ for $x_{c_1} = \frac{1}{2}L_x, y_{c_1} = \frac{1}{2}L_y$, similarly to (5.7) but omitting the periodic extension. We take a sufficiently large domain and a corresponding scaling parameter r_0 so that the fluid is at rest at the boundaries. We initialize the fluid depth D_i by sampling (5.11) at each cell center. For the velocity, we have two options to map the analytical initial conditions to the mesh. We either sample (i) the velocity field \mathbf{u} of (5.8) and (5.10, left) at each triangle edge midpoint before we project it onto the edge's normal direction to obtain V_{ij} . Alternatively, we sample (ii) the streamfunction Ψ of (5.10, right) at the triangles' vertices and calculate the normal velocities as $V_{ij} = \mathbf{k} \times \mathbf{G}^\perp(\Psi)_{ij}$ for $\mathbf{k} = (0, 0, 1)$, using the tangential gradient operator (4.3). Both options lead to very similar results, in particular when comparing the numerical solutions visually. However, a comparison in terms of L_2 and L_∞ error norms reveals that initialization (i) leads to slightly smaller error values, in particular on coarse meshes (not shown). Hence, in the following we only present results obtained using the velocities initialization (5.10, left).

Parameter choice and flow regimes. We consider a set of dimensionless parameters to characterise the flow resulting from (5.10) and (5.11). The characteristic velocity is described by

$$U = 2 \frac{gH'}{fd}, \quad (5.12)$$

with characteristic length scale $d = 4r_0$ and H' as maximal deviation of the surface elevation from the background depth H_0 . We consider further the Rossby number Ro , Froude number Fr , and Burger number Bu :

$$\text{Ro} = \frac{U}{fd} = 2 \frac{gH'}{f^2 d^2}, \quad \text{Fr} = \frac{U}{\sqrt{gH_0}}, \quad \text{Bu} = \frac{\text{Ro}^2}{\text{Fr}^2} = \frac{L_D^2}{d^2} = \frac{gH_0}{f^2 d^2}, \quad (5.13)$$

with Rossby deformation radius $L_D = \frac{\sqrt{gH_0}}{f}$.

For this study, we want to consider fluids in geostrophic regime in which the flow is dominated by the geostrophic balance. This requires $\text{Ro} \ll 1$. The geostrophic regime can further be classified in: (i) semi-geostrophic regime for $\text{Bu} \ll 1$, (ii) quasi-geostrophic regime for $\text{Bu} \approx 1$, and (iii) incompressible regime for $\text{Bu} \gg 1$ (cf. [8, 24], for instance). Because Fr describes the stratification of the fluid – with strong stratification in case of small Fr – the choice of Bu allows us to describe shallow water flows with different degree of compressibility: with (i) and (ii) for compressible and (iii) for almost divergence free flows. As suggested by [14] for the vortex pair interaction, we fix $H' = 75\text{m}$ which gives a Rossby number of $\text{Ro} \approx 0.199$. Then, the choice of the background depth H_0 allows us to model flows in the different geostrophic regimes: (i) $H_0 = 450\text{m}$ for semi-geostrophic, (ii) $H_0 = 750\text{m}$ for quasi-geostrophic, and (iii) $H_0 = 10\text{km}$ for incompressible flows.

We study both the isolated vortex test case and the dual vortex interaction of Sect. 5.3.1 in these three different flow regimes. In particular, we apply the same characteristic values as suggested by [14], which allows us to compare qualitatively as well as quantitatively the different numerical solutions. Hence, we assume for both test cases the same characteristic length of $d = 4r_0 = 4\sigma$ with $\sigma = \frac{1}{2}(\sigma_x + \sigma_y)$ for $\sigma_x = \frac{3}{40}L_x$ and $\sigma_y = \frac{3}{40}L_y$ (cf. (5.18)). As maximum velocity we use the characteristic velocity, i.e. we use $u_0 = U = 2 \frac{gH'}{fd}$. Given this parameter choice, the isolated vortex is stable, cf. [30].

Results. Being a stationary solution of the rotating shallow water equations, we expect the variational integrator to exactly preserve the initial distributions of fluid depth D and relative potential vorticity q_{rel} of the isolated vortex even for long integration times. Here and consistently throughout the manuscript, we illustrate the quantity q_{rel} rather than, e.g., the absolute vorticity ω_a or the conserved potential vorticity q . This is because q_{rel} highlights the positive and negative regions of the vorticity distribution and it allows us to compare further below our results with those obtained by [14].

As it can be inferred from Fig. 5.4 and 5.5 in which we compare solutions after 100 days of integration on a regular (middle) and an irregular (right) mesh with the initial conditions (left), our variational scheme performs very well because it preserves in fact both field for both mesh types very well without generation spurious modes. In particular for the regular mesh, the position, extend, and magnitude of the vortex at initial and end states very much agree while we realize for the irregular case a slight oval shape of the initially round vortex in both D and q_{rel} . This deviation is due to numerical errors that are caused by strongly deformed

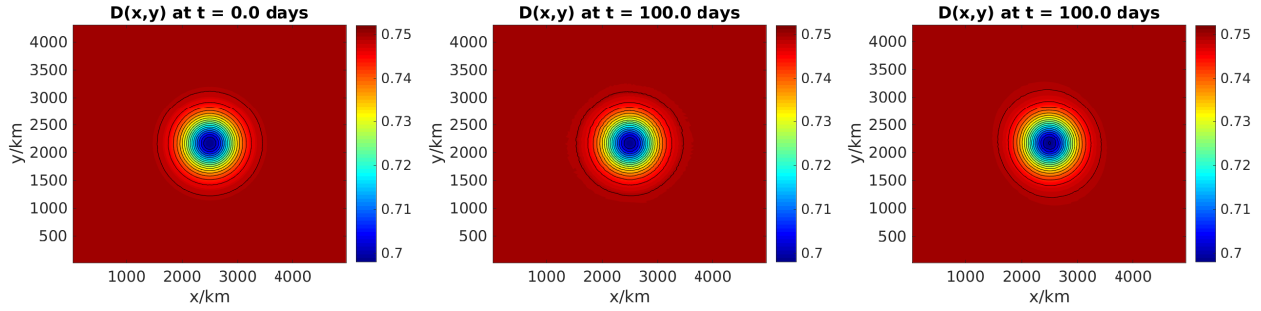


Figure 5.4: Isolated vortex test case: fluid depth $D(x, y)$ at initial time $t = 0$ (left) and at $t = 100$ days on a regular (center) and an irregular (right) mesh with $2 \cdot 64^2$ triangular cells. Contours between 0.698 km and 0.752 km with interval of 0.003 km.

mesh cells, which is particularly apparent on coarse mesh resolution as here for a grid with only $2 \cdot 64^2$ cells. However, as it can be inferred from the convergence study below (cf. Fig. 5.7), this deviation reduces with, at least, 1st-order with increasing mesh resolution.

In Fig. 5.6 we show the time evolutions of the relative errors (determined as ratio of current values at time t over initial value at $t = 0$) of the total energy E , determined on a mesh with $2 \cdot 64^2$ cells (upper row) and with $2 \cdot 32^2$ cells (lower row), for fluids in semi-geostrophic (first and second column), in quasi-geostrophic (third and fourth column), and in incompressible (fifth and sixth column) regimes. As above, we compare results for regular (first, third, fifth column) with irregular (second, fourth, sixth column) meshes. Here, and for all other cases studied, mass m is preserved up to machine precision (not shown).

Comparing the three different flow regimes, we note that the errors in total energy depend on the fluid depth, with smallest values of 10^{-10} in the incompressible case. In the other regimes that allow compressibility, total energy is also very well preserved at the order of 10^{-8} . All energy error values relate to the largest possible time step size of $\Delta t = 48$ s, restricted by the smallest cells of the irregular $2 \cdot 64^2$ mesh, and reduce further at 1st-order convergence with smaller Δt . But they are more or less independent from the spatial resolution (cf. Fig. 5.6). The indicated marginal trends of loss in total energy, visible in the energy plots of the irregular mesh cases, diminish with higher spatial resolution for all three flow regimes (compare lower and upper rows of Fig. 5.6).

Here for the stationary test case, we do not discuss neither PV nor PE because this does not provide further insight, as explained in the following. The quantities E , PV , and PE are conserved along both stationary and non-stationary solutions of the RSW equations. However, any quantity (also unphysical ones) built from a stationary solution is conserved along stationary solutions, which makes a discussion of PV and PE as particular quantities obsolete here.

Results of convergence study. We compute L_2 and L_∞ error norms of the numerical solutions for fluid depth D and relative potential vorticity q_{rel} to study the spatial convergence behavior of solutions of the variational RSW integrator. For the steady state case, any deviation of the numerical solutions from the initial fields is considered as numerical error. Hence, we define the L_2 and L_∞ error measures for a discrete function $f_i(t)$ with respect to its initial

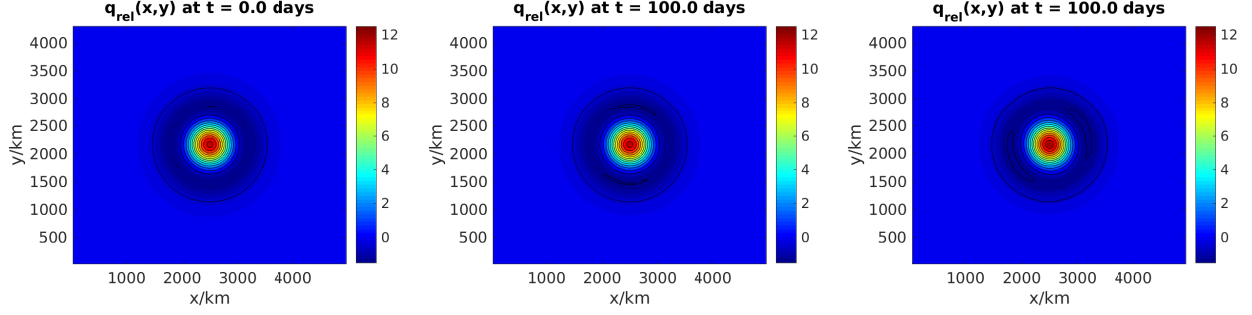


Figure 5.5: Isolated vortex test case: relative potential vorticity $q_{\text{rel}}(x, y)$ at initial time $t = 0$ (left) and at $t = 100$ days on a regular (center) and an irregular (right) mesh with $2 \cdot 64^2$ triangular cells. Contours between $-1.5 \text{ days}^{-1} \text{ km}^{-1}$ and $12.5 \text{ days}^{-1} \text{ km}^{-1}$ with interval of $1 \text{ days}^{-1} \text{ km}^{-1}$.

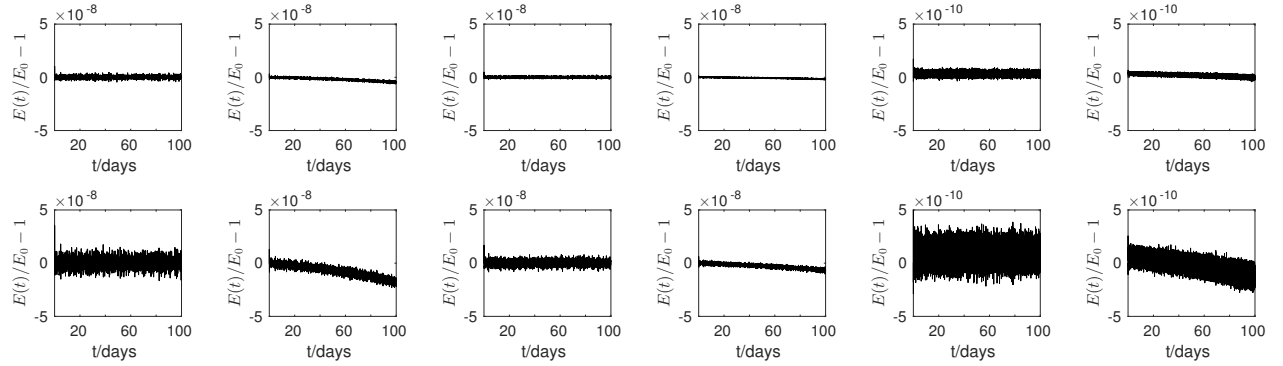


Figure 5.6: Isolated vortex test case: relative errors of total energy $E(t)$ on meshes with $2 \cdot 64^2$ cells (upper row) and with $2 \cdot 32^2$ cells (lower row) for a fluid in semi-geostrophic ($1^{\text{st}}, 2^{\text{nd}}$ column), in quasi-geostrophic ($3^{\text{rd}}, 4^{\text{th}}$ column), and in incompressible ($5^{\text{th}}, 6^{\text{th}}$ column) regime for regular ($1^{\text{st}}, 3^{\text{rd}}, 5^{\text{th}}$ column) and irregular ($2^{\text{nd}}, 4^{\text{th}}, 6^{\text{th}}$ column) meshes.

values $f_i(0)$ over all triangles T_i by

$$L_2[f] = \frac{\sqrt{\sum_i (f_i(t)\Omega_{ii} - f_i(0)\Omega_{ii})^2}}{\sqrt{\sum_i (f_i(0)\Omega_{ii})^2}}, \quad L_\infty[f] = \frac{\max |f_i(t)\Omega_{ii} - f_i(0)\Omega_{ii}|}{\max |f_i(0)\Omega_{ii}|}. \quad (5.14)$$

For all simulations we use a time step size of 12s – the largest possible one on the applied irregular mesh with $2 \cdot 256^2$ cells – in order to consider only the spatial convergence behavior.

Fig. 5.7 illustrates the error values of the numerical solutions for D and q_{rel} after 1 day with respect to the corresponding initial states. As q_{rel} differs from q only by f/h , which is almost constant here, the convergence rates for q are very similar to those of q_{rel} (hence not shown). Also not shown are error values for the absolute vorticity ω_a which are, too, very similar to those of q_{rel} . Using numerical solutions for later times provided qualitatively the same results, only the absolute error values would be larger. We compare a fluid in semi-geostrophic (left), quasi-geostrophic (middle), and incompressible (right) regimes. Similarly to the conservation properties of the QOI, the absolute error values are the smallest in the incompressible regime while we realize a slightly increase of the errors for semi-geostrophic and quasi-geostrophic flows. Independently from the regime, all solutions for D and q_{rel} show in both error norms convergence rates between 2^{nd} - and 1^{st} -order.

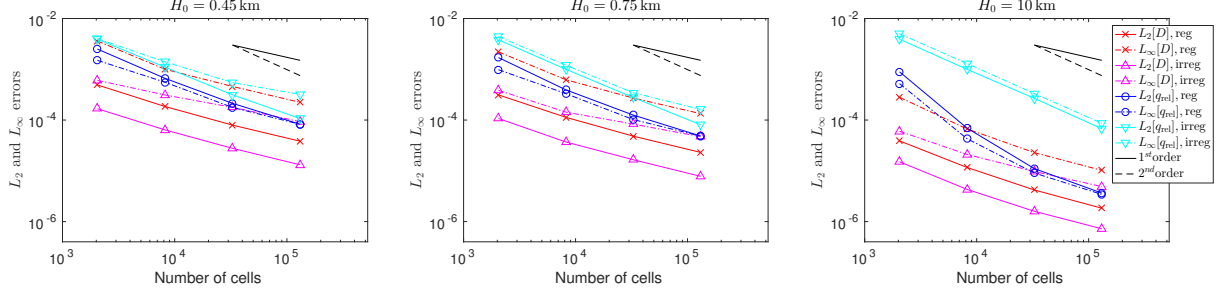


Figure 5.7: Isolated vortex test case: L_2 and L_∞ error values of numerical solutions for D and q_{rel} after 1 day as a function of grid resolution for a fluid in semi-geostrophic (left), quasi-geostrophic (middle), and incompressible (right) regime for regular and irregular meshes.

Considering the absolute error values for D , one realizes that for all regimes both L_2 and L_∞ errors on irregular meshes are significantly smaller than on regular meshes with same resolution N , i.e. with the same number of cells. In particular for $L_2[D]$, the error values on an irregular mesh with $N = 2(\frac{1}{2}N_{1D})^2$ cells are close to those with $N = 2(N_{1D})^2$ cells on a regular mesh. This agrees well with the fact that on irregular meshes the central region has cells with halved triangle edge length providing effectively a doubled resolution.

In contrast to the improvements for D , the error values for q_{rel} are higher on irregular meshes. Here, the irregular cells might trigger numerical noise in form of additional small scale eddies earlier than on regular meshes leading to the increased error values. Nevertheless, the numerical solutions for q_{rel} converge also here with, at least, 1^{st} -order to the correct solution.

5.3 Nonlinear dynamics

Let us focus next on flows that are dominated by nonlinear processes. By means of two test cases we study whether our variational integrator is able to correctly represent the general dynamical behavior while conserving the quantities of interest discussed above.

In the first test case we study the evolution of two interacting corotating vortices in different regimes, i.e. we study semi-geostrophic, quasi-geostrophic, and incompressible flows. This allows us to examine how accurate the scheme represents flows that are in advection and/or divergence dominated regimes. In the second test case, the time evolution of a shear flow in quasi-geostrophic regime is studied. We examine the general flow pattern, such as position and magnitude of the vortex cores in the first test case or the growth rate of the instability in the second test case, and compare the solutions with literature, in particular with [2, 14, 25]. As above, we apply also here regular and irregular computational meshes for the simulations.

5.3.1 Vortex pair interaction

In this test case, the flow evolution of two interacting corotating vortices in the inviscid case is studied. This vortex pair problem is described in [14, 25, 26, 29] for instance. Here, we give a brief description of the test case and its initialization according to [14].

Initialization. We choose the initial conditions in geostrophic equilibrium by prescribing the fluid depth h by an analytic solution while determining the velocity by the constraint of

geostrophic balance, i.e. $f\mathbf{k} \times \mathbf{u} = -g\nabla h$ with $\mathbf{k} = (0, 0, 1)^\top$, cf. [14] for more details. We use the initial fields

$$h(x, y, 0) = H_0 - H' \left[e^{-\frac{1}{2}(x_1'^2 + y_1'^2)} + e^{-\frac{1}{2}(x_2'^2 + y_2'^2)} - \frac{4\pi\sigma_x\sigma_y}{L_x L_y} \right], \quad (5.15)$$

$$\begin{aligned} u(x, y, 0) &= -\frac{gH'}{f\sigma_y} \left[y_1'' e^{-\frac{1}{2}(x_1'^2 + y_1'^2)} + y_2'' e^{-\frac{1}{2}(x_2'^2 + y_2'^2)} \right], \\ v(x, y, 0) &= +\frac{gH'}{f\sigma_x} \left[x_1'' e^{-\frac{1}{2}(x_1'^2 + y_1'^2)} + x_2'' e^{-\frac{1}{2}(x_2'^2 + y_2'^2)} \right], \end{aligned} \quad (5.16)$$

where we apply for $i = 1, 2$ the periodic extensions

$$\begin{aligned} x_i' &= \frac{L_x}{\pi\sigma_x} \sin\left(\frac{\pi}{L_x}(x - x_{c_i})\right), & y_i' &= \frac{L_y}{\pi\sigma_y} \sin\left(\frac{\pi}{L_y}(y - y_{c_i})\right), \\ x_i'' &= \frac{L_x}{2\pi\sigma_x} \sin\left(\frac{2\pi}{L_x}(x - x_{c_i})\right), & y_i'' &= \frac{L_y}{2\pi\sigma_y} \sin\left(\frac{2\pi}{L_y}(y - y_{c_i})\right). \end{aligned} \quad (5.17)$$

The centers of the vortices and σ_x, σ_y are given by

$$\begin{aligned} x_{c_1} &= \left(\frac{1}{2} - o\right) L_x, & x_{c_2} &= \left(\frac{1}{2} + o\right) L_x, & \sigma_x &= \frac{3}{40} L_x, \\ y_{c_1} &= \left(\frac{1}{2} - o\right) L_y, & y_{c_2} &= \left(\frac{1}{2} + o\right) L_y, & \sigma_y &= \frac{3}{40} L_y, \end{aligned} \quad (5.18)$$

using $o = 0.1$ and $H' = 75$ m.

As in Sect. 5.2, we map the analytical function (5.15) onto the mesh by sampling it at each cell center to obtain D_i . Considering h as stream function, we initialize the normal velocity values at the cell faces by using the discrete tangential gradient operator (4.3), i.e. $V_{ij} = -\frac{g}{f} G^\perp(h)_{ij}$, rather than initializing the velocity directly via (5.16). This approach leads to discrete fields for fluid depth and velocity that are in geostrophic balance. The initial fields are shown in Fig. 5.8. Again, we examine the variational scheme with respect to the three flow regimes: (i) $H_0 = 450$ m for semi-geostrophic, (ii) $H_0 = 750$ m for quasi-geostrophic, and (iii) $H_0 = 10$ km for incompressible flows. To allow for comparisons to [14], we apply also here a test case with trivial bottom topography.

Results. Let us first discuss the flow evolution of the two interacting corotating vortices. For the chosen initial distance between the vortex cores exhibiting an area of negative vorticity in between them (cf. Fig. 5.8), the vortex cores are too far apart to allow for a merger (see e.g. [3] for more details). Instead, the two cores are mutually repelled due to nonlinear effects. The corresponding time evolution of the relative potential vorticity field is shown in Fig. 5.9 for the incompressible case, but the flow evolves very similar for all flow regimes studied (cf. Fig. 5.11).

Comparing in Fig. 5.9 simulations performed on either a regular (upper row) or an irregular mesh (lower row), we notice that both relative potential vorticity fields agree very well, in particular the speed of the mutual repulsion of the two vortex cores and the thin filaments between them. Also both fields of fluid depth agree very well (not shown). This very good match between the corresponding fields is also given in case of semi-geostrophic and quasi-geostrophic flows (also not shown).

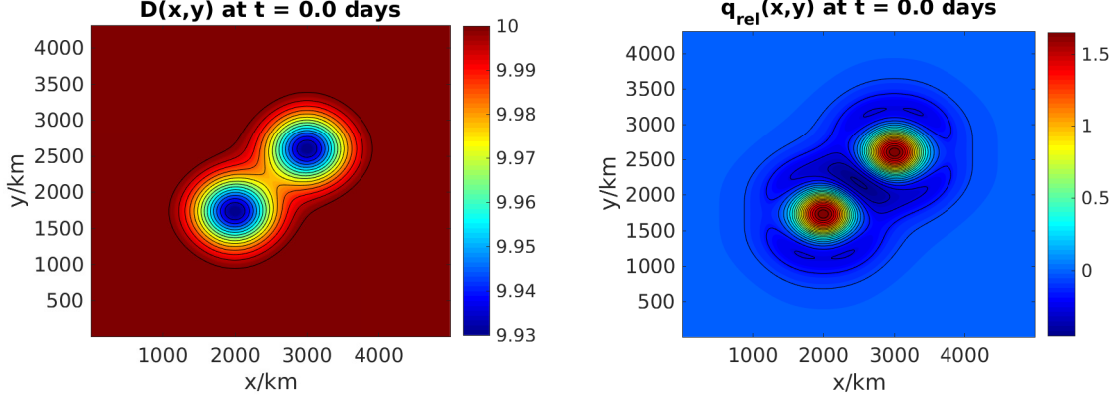


Figure 5.8: Initial fluid depth D and relative potential vorticity q_{rel} in geostrophic balance. Contours for D between 9.93 km and 10 km with interval of 0.005 km and for q_{rel} between $-0.45 \text{ days}^{-1} \text{ km}^{-1}$ and $1.7 \text{ days}^{-1} \text{ km}^{-1}$ with interval of $0.1 \text{ days}^{-1} \text{ km}^{-1}$.

The snapshots of relative potential vorticity and fluid depth at day 10, presented in Fig. 5.10 for regular meshes, allows us further to compare our simulations with those performed in [2, 14]. For both mesh types and for all flow regimes, i.e. semi-geostrophic (right column), quasi-geostrophic (middle column), and incompressible (right column), we obtain solutions that are very close to those determined in [14] with a conventional triangular C-grid discretization of the shallow water equations. In particular the fields agree very well when considering the magnitude of q_{rel} and D fields and the position of the two vortex cores. This good match is also given when comparing our results with those in [2] obtained by a corresponding hexagonal C-grid scheme.

The relative errors of the QOI are shown in Fig. 5.11. The first and second column correspond to the semi-geostrophic case, the third and forth to the quasi-geostrophic case, and the fifth and sixth to the incompressible case. The relative errors in total energy (upper row) for flows in semi- and quasi-geostrophic regimes are at the order of 10^{-7} for both mesh types. In the incompressible case, these errors are about two orders of magnitudes smaller, just as in the isolated vortex test case. They are related to the time step $\Delta t = 12 \text{ s}$ – the largest possible time step size for an irregular mesh with $2 \cdot 256^2$ cells which we commonly apply for all dual vortices simulations – and decrease further at 1st-order when using smaller time step sizes. The error values are very much independent from the spatial resolution and they exhibit the expected oscillatory behavior of a symplectic time integrator.

Here, and for all simulations performed, the mass-weighted potential vorticity PV is conserved at the order of machine precision, just as mass m , for both regular and irregular meshes and for all temporal and spatial resolutions studied. Considering the relative errors of PE on regular meshes, they show a similar dependency on the flow regime as E , with an accuracy at the order of 10^{-4} in the semi- and quasi-geostrophic regimes and one order of magnitude smaller in the incompressible case. Our RSW scheme conserves these values well, although the variational discretization method does not treat neither PV nor PE as discrete Casimirs. Hence we do not expect them to be strictly conserved. In fact, here for the vorticity dominated vortex interaction test case, we notice a growth of PE on irregular meshes at the order of 10^{-3} for a simulation of 10 days. This growth rate is however rather small and in the shear flow test case studied below, even much smaller. Finally we point out that also the error values for PE are more or less independent from spatial *and* temporal resolutions (not shown).

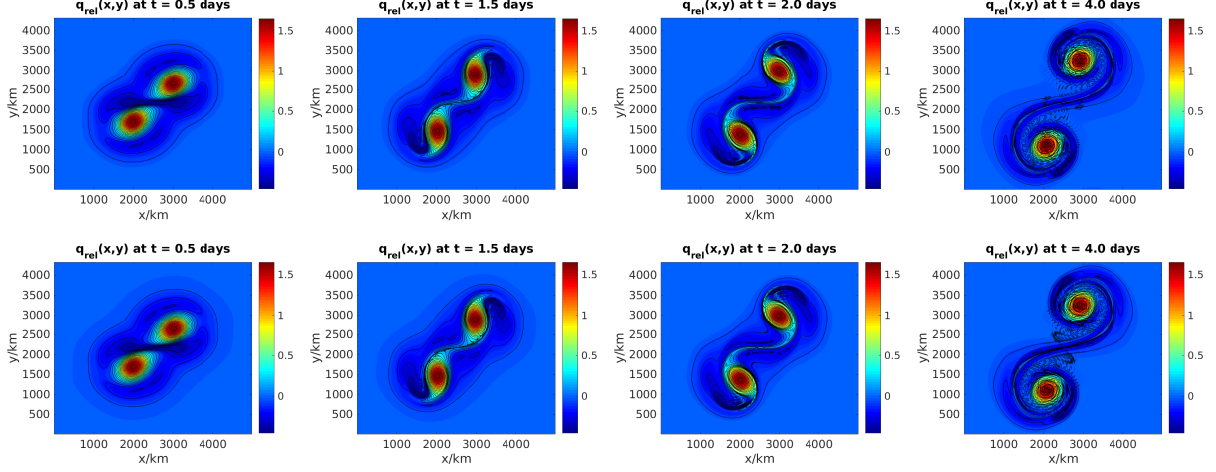


Figure 5.9: Snapshots of relative potential vorticity q_{rel} for $H_0 = 10$ km on regular (upper row) and irregular (lower row) meshes with $2 \cdot 256^2$ cells. Contours between $-0.45 \text{ days}^{-1} \text{ km}^{-1}$ and $1.7 \text{ days}^{-1} \text{ km}^{-1}$ with interval of $0.1 \text{ days}^{-1} \text{ km}^{-1}$.

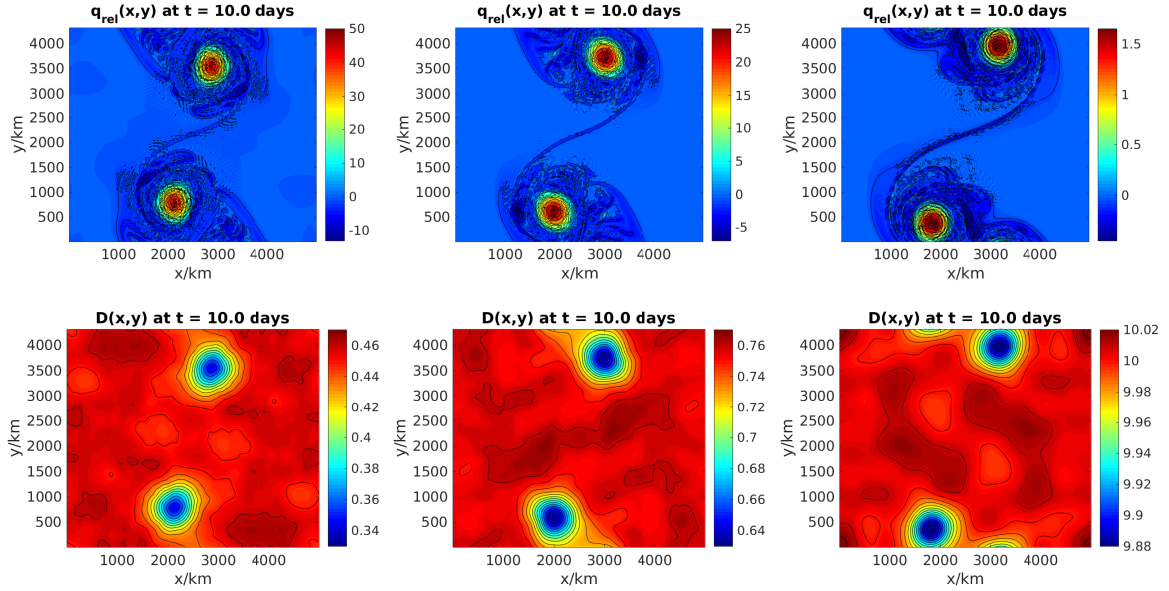


Figure 5.10: Comparison of q_{rel} and D for fluids in semi-geostrophic (left), quasi-geostrophic (middle), and incompressible regimes (right) for a regular mesh with $2 \cdot 256^2$ cells. Contours for D between $-0.12 \text{ km} + H_0$ and $0.02 \text{ km} + H_0$ with interval of 0.01 km . Contours for q_{rel} ; left: between $-13 \text{ days}^{-1} \text{ km}^{-1}$ and $50 \text{ days}^{-1} \text{ km}^{-1}$ with interval of $3 \text{ days}^{-1} \text{ km}^{-1}$; middle: between $-7 \text{ days}^{-1} \text{ km}^{-1}$ and $25 \text{ days}^{-1} \text{ km}^{-1}$ with interval of $2 \text{ days}^{-1} \text{ km}^{-1}$; right: between $-0.45 \text{ days}^{-1} \text{ km}^{-1}$ and $1.7 \text{ days}^{-1} \text{ km}^{-1}$ with interval of $0.1 \text{ days}^{-1} \text{ km}^{-1}$.

5.3.2 Shear flow in semi-geostrophic regime

In the second test case with dominantly nonlinear effects, we study the evolution of a shear flow in quasi-geostrophic regime. The flow is initialized so that it is in unstable equilibrium. During the flow evolution, perturbations that are superimposed on an initial zonal jet in x -direction (cf. Fig. 5.12) evolve towards two pairs of counter-rotating vortices (cf. Fig. 5.13).

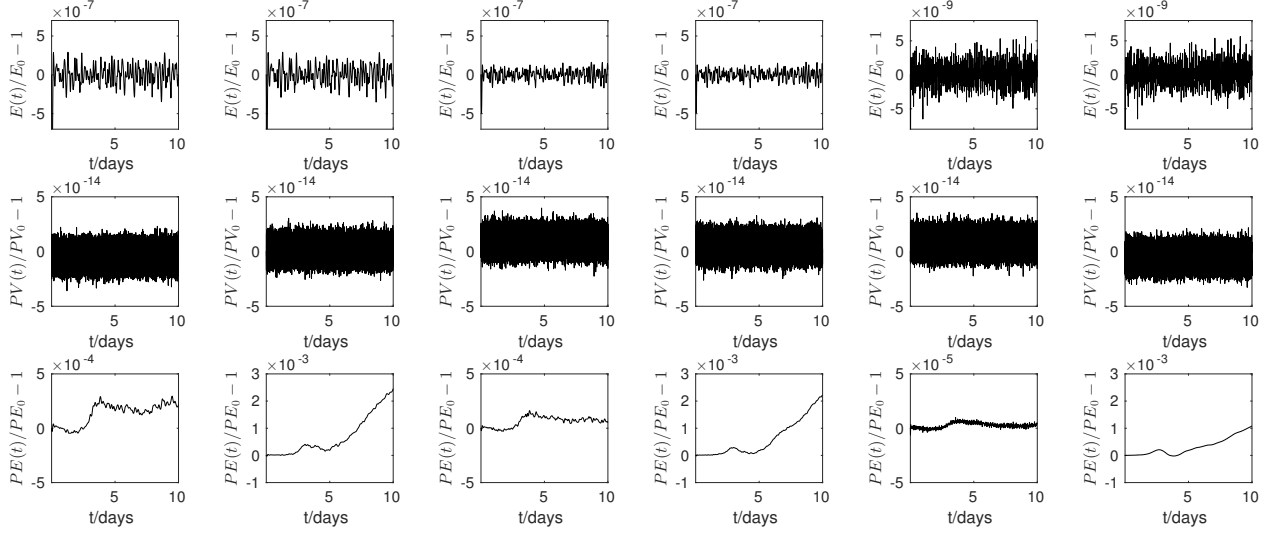


Figure 5.11: Vortex interaction test case: relative errors of $E(t)$ (upper row), of $PV(t)$ (middle row), and $PE(t)$ (lower row) for a fluid in semi-geostrophic (1st, 2nd column), in quasi-geostrophic (3rd, 4th column), and in incompressible (5th, 6th column) regime for regular (1st, 3rd, 5th column) and irregular (2nd, 4th, 6th column) meshes with $2 \cdot 256^2$ cells.

As the development and growth rate of these instabilities essentially depend on nonlinear effects, we thus evaluate the accurate representation of these effects by the nonlinear terms of the variational RSW scheme.

Initialization. An initialization according to [14] will allow us also for this test case a direct comparisons of the corresponding numerical results. Hence, we initialize the shear flow in quasi-geostrophic regime by the following fluid depth h while enforcing the geostrophic balance. There follows

$$h(x, y, 0) = H_0 - H' \frac{y''}{\sigma_y} e^{-\frac{y'^2}{2\sigma_y^2} + \frac{1}{2}} \left(1 + \kappa \sin \left(\frac{2\pi x'}{\lambda_x} \right) \right), \quad (5.19)$$

$$\begin{aligned} u(x, y, 0) &= \frac{gH'}{f\sigma_y L_y} \left(c(y) - \frac{y''^2}{\sigma_y^2} \right) e^{-\frac{y'^2}{2\sigma_y^2} + \frac{1}{2}} \left(1 + \kappa \sin \left(\frac{2\pi x'}{\lambda_x} \right) \right), \\ v(x, y, 0) &= -\frac{gH'}{fL_x} \frac{2\pi\kappa}{\lambda_x} \frac{y''}{\sigma_y} e^{-\frac{y'^2}{2\sigma_y^2} + \frac{1}{2}} \cos \left(\frac{2\pi x'}{\lambda_x} \right) \end{aligned} \quad (5.20)$$

using the definitions $c(y) = \cos \left(\frac{2\pi}{L_y} \left(y - \frac{L_y}{2} \right) \right)$ and

$$x' = \frac{x}{L_x}, \quad y' = \frac{1}{\pi} \sin \left(\frac{\pi}{L_y} \left(y - \frac{L_y}{2} \right) \right), \quad y'' = \frac{1}{2\pi} \sin \left(\frac{2\pi}{L_y} \left(y - \frac{L_y}{2} \right) \right), \quad (5.21)$$

for the parameters $\lambda_x = \frac{1}{2}$, $\sigma_y = \frac{1}{12}$, $\kappa = 0.1$. To obtain an inviscid flow in quasi-geostrophic (compressible) flow regime with $Bu \approx 1$, we choose $H_0 = 1076$ km and $H' = 30$ m, cf. [14]. We set $B(\mathbf{x}) = 0$. The analytic fields are mapped to the mesh exactly as in Sect. 5.3.1. The corresponding initial fields are shown in Fig. 5.12.

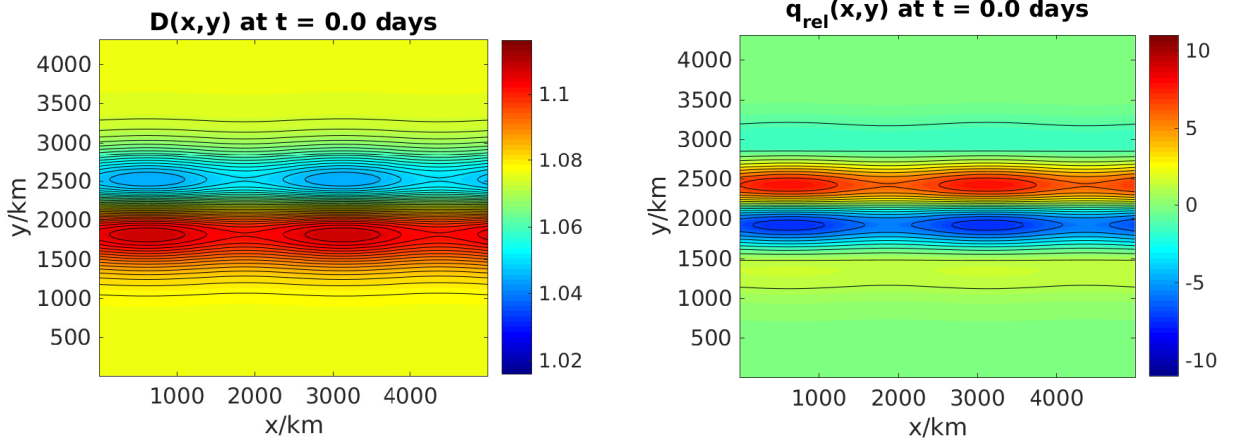


Figure 5.12: Initial fields of fluid depth (left) and relative potential vorticity (right) in geostrophic balance for the shear flow test case on a regular mesh with $N = 2 \cdot 256^2$ cells. Contours for q_{rel} between $-11 \text{ days}^{-1}\text{km}^{-1}$ and $11 \text{ days}^{-1}\text{km}^{-1}$ with interval of $1 \text{ days}^{-1}\text{km}^{-1}$, and for D between $-0.06 \text{ km} + H_0$ and $0.04 \text{ km} + H_0$ with interval of 0.002 km .

Results. Fig. 5.13 shows the time evolution of the shear flow in unstable equilibrium. The initial perturbations grow within the first three days to an instability with a dominant wave number of two. This instability develops further to two pairs of counter-rotating vortices that are well developed at about day six. The filaments between these vortex cores get thinner for later times and reach scales beyond spatial resolution, which causes the noisy pattern visible at day 10.

A comparison of the snapshots of Fig. 5.13 for regular (upper row) and irregular meshes (lower row) confirms that (i) the scheme is capable to produce accurate solutions even on very deformed, irregular meshes and that (ii) these solutions agree well with literature, i.e. with a triangular [14] and a hexagonal [2] C-grid discretization of the shallow water equations. In more detail, all schemes' solutions for q_{rel} and D provide very similar general flow pattern – compared at days 3, 6, and 10 – consisting in the number of vortex pairs, their magnitudes and positions, and the structure of the thin filaments.

Fig. 5.15 shows the variational integrator's relative errors in total energy (upper row), mass-weighted potential vorticity PV (middle row), and potential enstrophy PE (lower row) for the shear flow simulations in quasi-geostrophic regime performed on a regular (left column) and an irregular (right column) grid. For both mesh types, the variational integrator conserves the total energy at the order of 10^{-7} for a time step size of $\Delta t = 36 \text{ s}$. As above, the errors decreases at 1^{st} -order rate for smaller Δt and are independent from the spatial resolution. Again, mass (not shown) and PV are preserved at the order of machine precision, independently from the chosen mesh type or from the spatial and temporal resolutions. Also the errors in PE do not significantly depend on this choice and remain preserved at the order of 10^{-3} . Here in case of the shear flow, we do not observe a growth of PE in case of irregular meshes unlike the vortex interaction test case.

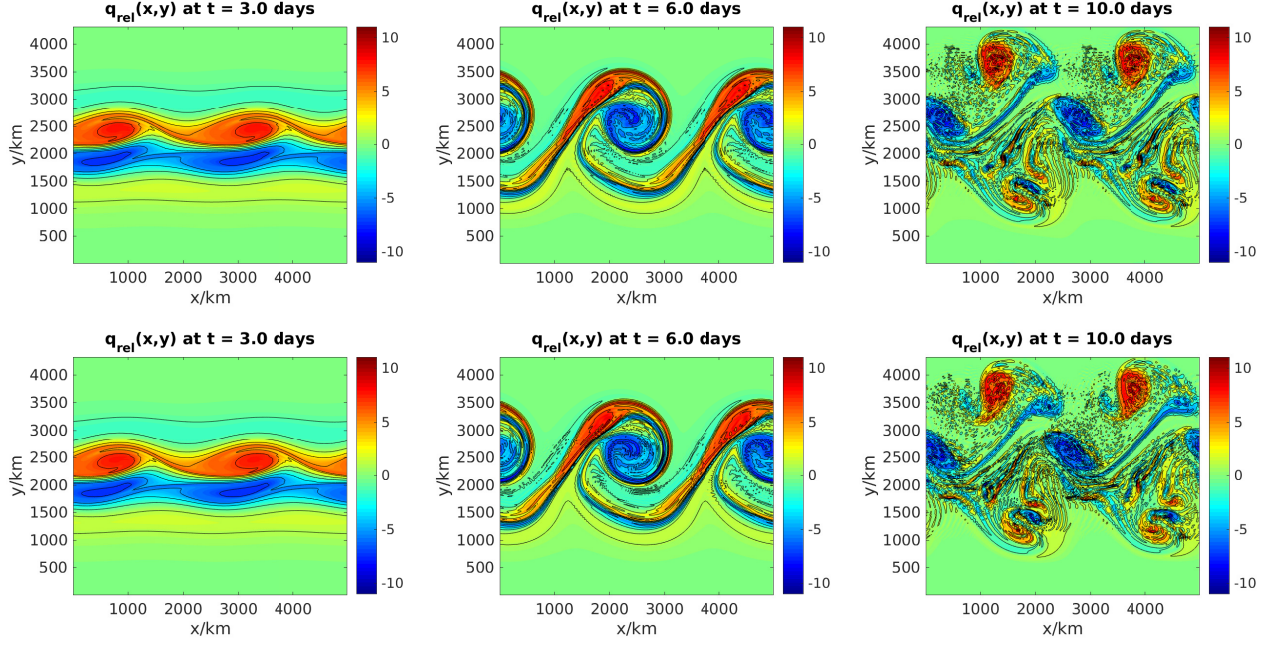


Figure 5.13: Shear flow test case: snapshots of relative potential vorticity q_{rel} on regular (upper row) and irregular (lower row) mesh with $2 \cdot 256^2$ cells. Contours between $-11 \text{ days}^{-1} \text{ km}^{-1}$ and $11 \text{ days}^{-1} \text{ km}^{-1}$ with interval of $2 \text{ days}^{-1} \text{ km}^{-1}$.

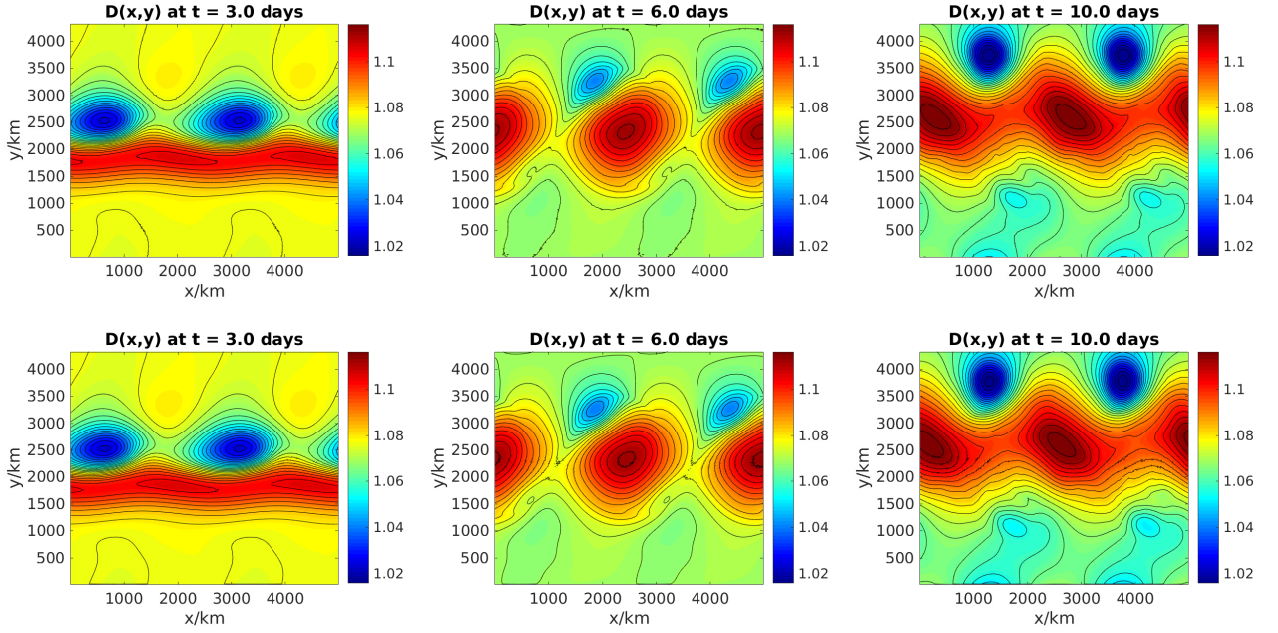


Figure 5.14: Shear flow test case: snapshots of D on regular (upper row) and irregular (lower row) mesh with $2 \cdot 256^2$ cells. Contours between $-0.06 \text{ km} + H_0$ and $0.04 \text{ km} + H_0$ with interval of 0.004 km .

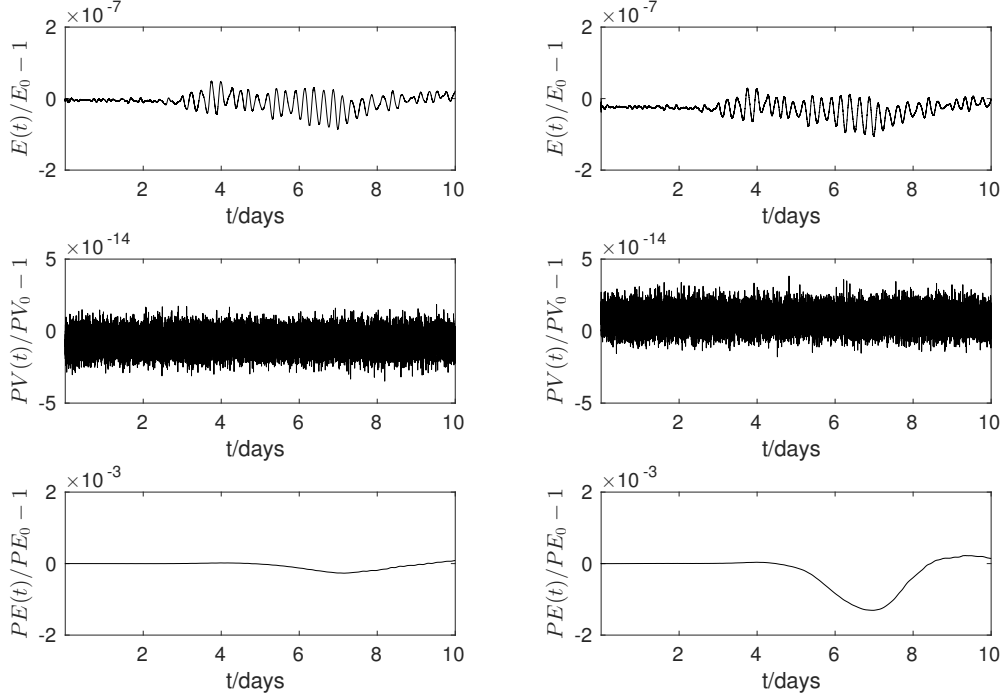


Figure 5.15: Shear flow test case: relative errors of total energy $E(t)$ (upper row), of mass-weighted potential vorticity $PV(t)$ (middle row), and potential enstrophy $PE(t)$ (lower row) for a fluid in quasi-geostrophic regime for regular (left) and irregular (right) meshes with $2 \cdot 256^2$ cells.

6 Conclusions and outlook

This study provides a first step in the development of geometry preserving numerical integrators for compressible fluids. We derived a variational discretization for compressible fluids by extending the variational discretization framework developed in [23] for incompressible ideal fluids, based on a Lie group approximation of the group of volume preserving diffeomorphisms. This extension was achieved by relaxing the volume preserving condition on the discrete diffeomorphisms and imposing appropriate nonholonomic constraints that naturally follow from the relation between the discrete and continuous velocities. Given a semidiscrete Lagrangian, the semidiscrete equations followed by applying the Lagrange-d'Alembert principle in reduced Eulerian form, i.e., the Euler-Poincaré-d'Alembert equations. The resulting semidiscrete equations are valid on any mesh discretization of the fluid domain, in 3D and 2D. We derived them explicitly for 2D irregular simplicial meshes. In particular, a discrete Lie derivative operator was obtained on such meshes. We then specialized our study by focusing on the case of the rotating shallow water equations.

For this case, we numerically verified that our variational discretization (i) preserves stationary solutions of the shallow water equations, (ii) conserves very accurately quantities of interest such as mass, total energy, mass-weighted potential vorticity, and potential enstrophy, (iii) correctly represents nonlinear dynamics, and (iv) correctly represents (inertia-gravity) waves. In more detail, simulating the time evolution of a lake at rest and of a steady isolated vortex,

we showed that the shallow water scheme conserves these stationary solutions to a high degree even for long-term simulations. In addition, the numerical solutions of a stationary isolated vortex converge with, at least 1^{st} -order, towards the exact solutions for both regular or irregular computational meshes. For all test cases studied, mass-weighted potential vorticity and mass were conserved at machine precision while the total energy shows excellent long terms conservation properties with a maximal error at the order of 10^{-7} that decreases further at 1^{st} -order rate for smaller time step sizes. Moreover, the scheme correctly represents (inertia-gravity) waves as a comparison between numerically determined and theoretically predicted wave spectra confirmed. The study of the nonlinear dynamics with respect to a dual vortex interaction and a shear flow test case showed further that the scheme presents very accurately the dynamics triggered by nonlinear interaction. The quality of the results is similarly good for regular and irregular computational meshes. The correctness of our simulations are underpinned by a comparison to literature.

Providing here a variational integrator for the two dimensional shallow water equations, object of current and future work is the extension of the variational discretization framework to derive structure-preserving discretizations for fully three dimensional compressible flows.

Acknowledgements

The authors thank D. Cugnet, M. Desbrun, E. Gawlik, F. de Goes, D. Pavlov, P. Mullen, and V. Zeitlin for extremely useful discussions during the course of this work. WB and FGB were partially supported by the ANR project GEOMFLUID, ANR-14-CE23-0002-01; WB has received funding from the European Union’s Horizon 2020 research and innovation programme under the Marie Skłodowska-Curie grant agreement No 657016.

References

- [1] V. I. Arnold, Sur la géométrie différentielle des groupes de Lie de dimension infinie et ses applications à l’hydrodynamique des fluides parfaits, *Ann. Inst. Fourier, Grenoble*, **16** (1966), 319–361.
- [2] W. Bauer, *Toward Goal-Oriented R-adaptive Models in Geophysical Fluid Dynamics using a Generalized Discretization Approach*, Ph.D thesis, Department of Geosciences, University of Hamburg, 2013.
- [3] W. Bauer, M. Baumann, L. Scheck, A. Gassmann, V. Heuveline and S. C. Jones, Simulation of tropical-cyclone-like vortices in shallow-water icon-hex using goal-oriented r-adaptivity, *Theoretical and Computational Fluid Dynamics*, **28** (2014), 107–128.
- [4] W. Bauer, A new hierarchically-structured n -dimensional covariant form of rotating equations of geophysical fluid dynamics, *GEM - International Journal on Geomathematics*, **7** (2016), 31–101.
- [5] W. Bauer and F. Gay-Balmaz, Variational integrators for the anelastic and pseudo-incompressible flows, preprint (2017): <https://arxiv.org/pdf/1701.06448.pdf>.

- [6] A. M. Bloch, *Nonholonomic Mechanics and Control*, Volume 24 of *Interdisciplinary Applied Mathematics*, Springer-Verlag, New York, 2003. With the collaboration of J. Baillieul, P. Crouch and J. E. Marsden, and with scientific input from P. S. Krishnaprasad, R. M. Murray and D. Zenkov.
- [7] N. Bou-Rabee and J. E. Marsden, Hamilton-Pontryagin integrators on Lie groups. Part I: Introduction and structure-preserving properties, *Foundations of Computational Mathematics*, **9** (2009), 197–219.
- [8] M. J. P. Cullen, *A Mathematical Theory of Large-scale Atmosphere/ocean Flow*, Imperial College Press, London, 2006.
- [9] F. Demoures, F. Gay-Balmaz and T. S. Ratiu, Multisymplectic variational integrators for nonsmooth Lagrangian continuum mechanics, *Forum of Mathematics, Sigma*, **4** (2016).
- [10] F. Demoures, F. Gay-Balmaz, M. Kobilarov and T. S. Ratiu, Multisymplectic Lie group variational integrators for a geometrically exact beam in \mathbb{R}^3 , *Commun. Nonlinear Sci. Numer. Simulat.*, **19** (2016), 3492–3512.
- [11] M. Desbrun, E. Gawlik, F. Gay-Balmaz and V. Zeitlin, Variational discretization for rotating stratified fluids, *Disc. Cont. Dyn. Syst. Series A*, **34** (2014), 479–511.
- [12] A. Ern and J.-L. Guermond, *Theory and Practice of Finite Elements*, Springer, 2004.
- [13] E. Gawlik, P. Mullen, D. Pavlov, J. E. Marsden and M. Desbrun, Geometric, variational discretization of continuum theories, *Physica D*, **240** (2011), 1724–1760.
- [14] M. Giorgetta, T. Hundertmark, P. Korn, S. Reich and M. Restelli, Conservative space and time regularizations for the icon model, *Technical report, Berichte zur Erdsystemforschung*, Report **67**, MPI for Meteorology, Hamburg, 2009.
- [15] F. Gay-Balmaz and V. Putkaradze, Variational discretizations for the dynamics of fluid-conveying flexible tubes, *C. R. Mécanique*, **344** (2016), 769–775.
- [16] E. Hairer, C. Lubich and G. Wanner, *Geometric Numerical Integration: Structure-Preserving Algorithms for Ordinary Differential Equations*, Springer Series in Computational Mathematics, **31**, Springer-Verlag, 2006.
- [17] D. D. Holm, J. E. Marsden and T. S. Ratiu, The Euler-Poincaré equations and semidirect products with applications to continuum theories, *Adv. in Math.*, **137** (1998), 1–81.
- [18] A. Lew, J. E. Marsden, M. Ortiz and M. West, Asynchronous variational integrators, *Arch. Rat. Mech. Anal.*, **167** (2003), 85–146.
- [19] R. J. LeVeque, Balancing source terms and flux gradients in high-resolution Godunov methods: The quasi-steady wave-propagation algorithm, *J. Comput. Phys.*, **146** (1998), 346–365.
- [20] B. Liu, G. Mason, J. Hodgson, Y. Tong, and M. Desbrun, Model-reduced variational fluid simulation, *ACM Trans. Graph. (SIG Asia)*, **34** (2015), Art. 244.

- [21] J. E. Marsden and M. West, Discrete mechanics and variational integrators, *Acta Numer.*, **10** (2001), 357–514.
- [22] J. E. Marsden, G. W. Patrick and S. Shkoller, Multisymplectic geometry, variational integrators and nonlinear PDEs, *Comm. Math. Phys.*, **199** (1998), 351–395.
- [23] D. Pavlov, P. Mullen, Y. Tong, E. Kanso, J. E. Marsden and M. Desbrun, Structure-preserving discretization of incompressible fluids, *Physica D*, **240** (2010), 443–458.
- [24] J. Pedlosky, *Geophysical fluid dynamics*, Springer Verlag, New York, 1979.
- [25] S. Reich, Linearly implicit time stepping methods for numerical weather prediction, *BIT Numerical Mathematics*, **46** (2006), 607–616.
- [26] S. Reich, N. Wood and A. Staniforth, Semi-implicit methods, nonlinear balance, and regularized equations, *Atmospheric Science Letters*, **8** (2007), 1–6.
- [27] T. D. Ringler, J. Thuburn, J. B. Klemp and W. C. Skamarock, A unified approach to energy conservation and potential vorticity dynamics for arbitrarily-structured C-grids, *J. Comput. Phys.*, **229** (2010), 3065–3090.
- [28] A. Staniforth and A. A. White, Some exact solutions of geophysical fluid-dynamics equations for testing models in spherical and plane geometry, *Q. J. R. Meteorol. Soc.*, **133** (2007), 1605–1614.
- [29] A. Staniforth, N. Wood and S. Reich, A time-staggered semi-lagrangian discretization of the rotating shallow-water equations, *Quarterly Journal of the Royal Meteorological Society*, **132** (2006), 3107–3116.
- [30] A. Stegner and D. Dritschel, A numerical investigation of the stability of isolated shallow-water vortices, *J. Phys. Ocean.*, **30** (2000), 2562–2573.
- [31] J. Thuburn, T. D. Ringler, W. C. Skamarock and J. B. Klemp, Numerical representation of geostrophic modes on arbitrarily structured C-grids, *J. Comput. Phys.*, **228** (2009), 8321–8335.
- [32] J. Thuburn and C. J. Cotter, A primal-dual mimetic finite element scheme for the rotating shallow water equations on polygonal spherical meshes, *Journal of Computational Physics*, **290** (2015), 274–297.
- [33] D. L. Williamson, J. B. Drake, J. J. Hack, R. Jakob and P. N. Swarztrauber, A standard test set for numerical approximations to the shallow-water equations in spherical geometry, *J. Comput. Phys.*, **102** (1992), 221–224.
- [34] V. Zeitlin (Ed.), *Nonlinear Dynamics of Rotating Shallow Water: Methods and Advances*, Elsevier, New York, 2007.