

Feedback Acquisition and Reconstruction of Spectrum-Sparse Signals by Predictive Level Comparisons

Mahdi Boloursaz Mashhadi, *Student Member, IEEE*, Saeed Gazor, Nazanin Rahnavard, and Farokh Marvasti, *Senior Members, IEEE*

Abstract—In this letter, we propose a sparsity promoting feedback acquisition and reconstruction scheme for sensing, encoding and subsequent reconstruction of spectrally sparse signals. In the proposed scheme, the spectral components are estimated utilizing a sparsity-promoting, sliding-window algorithm in a feedback loop. Utilizing the estimated spectral components, a level signal is predicted and sign measurements of the prediction error are acquired. The sparsity promoting algorithm can then estimate the spectral components iteratively from the sign measurements. Unlike many batch-based Compressive Sensing (CS) algorithms, our proposed algorithm gradually estimates and follows slow changes in the sparse components utilizing a sliding-window technique. We also consider the scenario in which possible flipping errors in the sign bits propagate along iterations (due to the feedback loop) during reconstruction. We propose an iterative error correction algorithm to cope with this error propagation phenomenon considering a binary-sparse occurrence model on the error sequence. Simulation results show effective performance of the proposed scheme in comparison with the literature.

Index Terms—Sparse Signal Acquisition, 1-Bit Compressive Sensing (CS), Level Comparison (LC) Sign Measurements, Binary-Sparse Error Correction.

I. INTRODUCTION

SPECTRUM sparse signals arise in many applications such as cognitive radio networks, frequency hopping communications, radar/sonar imaging systems, musical audio signals and many more. In such cases, the signal components may be sparsely spread over a wide spectrum and need to be acquired without prior knowledge of their frequencies. This is a major challenge in spectrum sensing that is an essential block in any spectrum-aware communication system. In this research, we propose a scheme and the corresponding signal processing algorithms for acquisition of spectrally sparse signals. The proposed scheme utilizes tools from the general theory of Compressive Sensing (CS) [1], [2] to address spectral sparsity.

Several schemes have already been proposed for sparse signal acquisition. These include the Random Demodulator (RD) [3], the Multi-coset Sampler [4] and the Modulated Wideband Converter (MWC) [5]. However, the acquired measurements

need to be quantized and encoded to bits for subsequent transmission or processing. This is addressed in the Quantized Compressive Sensing [6], [7], [8] literature.

The extreme case of 1-bit compressive sensing has been extensively studied [9], [10], [11], [12], [13], [14] and proved to be robust against high levels of additive noise on the measurements [8]. However, the 1-bit measurements acquired in these works provide no information on the norm of the sparse signal. Hence in these works, reconstruction is possible only up to a scale factor.

In the proposed scheme, the input signal is compared with a level signal [15], [16], [17] and sign measurements of the error are acquired. The level signal is estimated adaptively in a feedback loop utilizing a sparse reconstruction algorithm. The reconstruction algorithm utilizes the previously acquired sign values to estimate the sparse signal components and predict the level signal, subsequently. This overcomes the scale ambiguity of 1-bit CS reconstruction.

The idea of acquiring sign measurements of level comparisons was also applied in [18], [19], [20]. Previous studies on one-bit sigma-delta quantization [21], [22], [23] investigate how adaptivity in the level values can improve the reconstruction error bound in terms of the number of measurements. The approach in [24] achieves exponential decay in the reconstruction error as a function of the number of measurements but requires the levels themselves to be transmitted for reconstruction. This is in contrast to our proposed scheme where the adaptive levels are estimated from the sequence of previously acquired sign measurements themselves. Moreover, unlike many previously proposed batch-based reconstruction algorithms, our proposed algorithm applies one iteration on each sliding window on the input signal using the previous estimate of the sparse vector as an initial estimate. This not only can decrease the computational complexity for large values of batch sizes and iteration counts, but also enables the proposed algorithm to better follow possible slow changes in the sparse components along iterations. In Section IV, we provide performance comparisons with state-of-the-art techniques in [23], [24] and show effective performance of the proposed scheme by simulations.

In case the acquired sign bits are subsequently transmitted over a channel, the sign bits available to the receiver may contain flipping errors. Due to the feedback, these errors will propagate and make reconstruction unstable. To cope with this, we propose an iterative algorithm for correcting possible

Mahdi Boloursaz Mashhadi is both with the ECE Department, University of Central Florida, Orlando, USA and the Advanced Communications Research Institute (ACRI), Sharif University of Technology, Tehran, Iran, e-mail: boloursaz@eecs.ucf.edu.

Saeed Gazor is with the ECE Department, Queens' University, Kingston, Canada, Nazanin Rahnavard is with the ECE Department, University of Central Florida, Orlando, USA, and Farokh Marvasti is with the Advanced Communications Research Institute (ACRI), Sharif University of Technology, Tehran, Iran.

sign flip errors assuming a binary-sparse occurrence model on the error sequence. The iterations for error correction are performed along iterations of the main sparse component estimation algorithm at the receiver to gradually estimate the error sequence and avoid error propagation. Unlike the previously proposed error-robust 1-bit CS reconstruction techniques [25], [26], [27], our proposed error correction algorithm alleviates the need for prior knowledge of the number of errors by applying a binary-sparse occurrence model on the error sequence.

This paper is organized as follows. In section II we describe our proposed feedback acquisition and the corresponding reconstruction scheme. Section III presents the algorithms performed in the main building blocks of our proposed scheme. Section IV provides the simulation results and finally section V concludes the paper.

II. THE PROPOSED ACQUISITION AND RECONSTRUCTION SCHEME

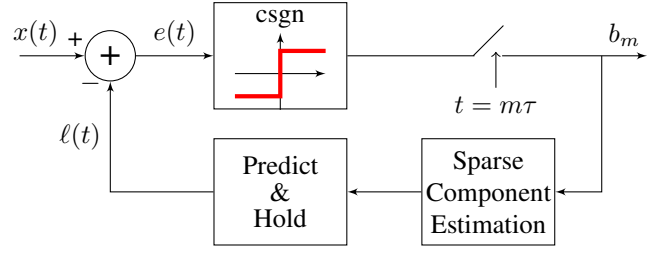
In this research, we adopt the sparse exponential model in order to accommodate the general class of spectrally sparse signals that arise in many real world applications. Assuming that power spectrum of $x(t)$ is sparse, we may approximate $x(t) = \sum_{z \in Z} s_z(t)$ as the sum of exponential components for $Z = \{z_1, z_2, \dots, z_N\}$, $z_i \in \mathbb{C}$ where each component can be predicted by $s_{z_i}(t + \epsilon) = e^{z_i \epsilon} s_{z_i}(t)$. Also assume that $x(t)$ is sparse in the sense that only a few of its components have significant amplitudes $|s_z(t)|$ at any time. Note that the adopted model allows non-equidistant frequencies and hybrid real/imaginary exponentials.

Fig. 1a shows the block diagram of the proposed feedback acquisition scheme. In this figure, the complex input signal $x(t)$ is compared with the level signal $\ell(t)$ utilizing a simple comparator. The error signal $e(t)$ goes through the complex sign¹ block and is then sampled uniformly at $t = m\tau$ resulting the output sequence of sign values $b_m \in \{\pm 1 \pm 1j\}$. To encode the signal more efficiently, $\ell(t)$ is calculated from b_m in a feedback loop utilizing a sparse component estimation algorithm followed by prediction.

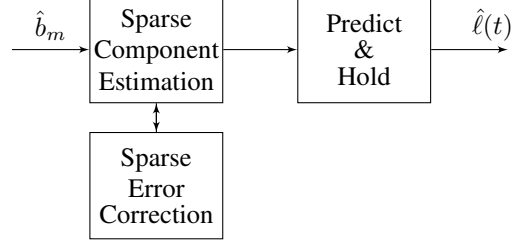
In many cases, the acquired signal needs to be subsequently transmitted over a channel. In these cases, the sign bits available for reconstruction at the receiver experience flipping errors. These errors cause the receiver to estimate inaccurate level values. If the levels estimated at the receiver are inaccurate, the subsequent sign bits received will be wrongly interpreted which introduces further errors to reconstruction. In other words, due to the feedback, the error propagates and may destabilize the whole reconstruction. To prevent error propagation, we propose secondary iterations that are applied along iterations of the main sparse component estimation algorithm at the receiver to correct the sign-flip errors as depicted in Fig. 1b.

In the next section, we elaborate the algorithms performed in the main building blocks of the proposed scheme.

¹The complex sign function is defined as $\text{csgn}(\cdot) = \text{sgn}(\text{Re}(\cdot)) + j\text{sgn}(\text{Im}(\cdot))$ where $\text{sgn}(x) = \begin{cases} 1, & x \geq 0 \\ -1, & x < 0 \end{cases}$, $j = \sqrt{-1}$. $\text{csgn}(\cdot)$ operates element-wisely on vectors.



(a) Block diagram for the proposed acquisition scheme.



(b) Block diagram for reconstruction at the receiver.

III. THE PROPOSED ALGORITHMS

In this section, we first elaborate our proposed algorithm to be performed in the sparse component estimation block to reconstruct the spectral components from the sign bits. Then, we introduce our proposed sparsity-promoting algorithm to correct sign-flip errors at the receiver.

A. Sparse Component Estimation

Consider a sliding window on the input samples as $X_m = [x(m\tau), x((m-1)\tau), \dots, x((m-M+1)\tau)]^T$ in which τ is the sampling period. Moreover, denote the corresponding level and sign values by $L_m = [\ell(m\tau), \ell((m-1)\tau), \dots, \ell((m-M+1)\tau)]^T$ and $B_m = [b_m, b_{m-1}, \dots, b_{m-M+1}]^T$, respectively. Utilizing this vector notation, we get $B_m = \text{csgn}(X_m - L_m)$. Now define $S_m = [s_{z_1}(m\tau), s_{z_2}(m\tau), \dots, s_{z_N}(m\tau)]^T$ as the state vector for the observed signal $x(t)$, we can write $X_m = \Phi S_m$, where Φ is a Vandermonnd matrix defined by

$$\Phi = \begin{bmatrix} 1 & 1 & \dots & 1 \\ e^{-z_1\tau} & e^{-z_2\tau} & \dots & e^{-z_N\tau} \\ \vdots & \vdots & \ddots & \vdots \\ e^{-z_1(M-1)\tau} & e^{-z_2(M-1)\tau} & \dots & e^{-z_N(M-1)\tau} \end{bmatrix}. \quad (1)$$

The exponential modeling $s_{z_i}(t + \epsilon) = e^{z_i \epsilon} s_{z_i}(t)$ simplifies to a one step predictor as $S_m = P \odot S_{m-1}$ where $P = [e^{z_1\tau}, e^{z_2\tau}, \dots, e^{z_N\tau}]$ and \odot is element wise multiplication of two vectors. To estimate and update the sparse state vector S_m , we propose to iteratively minimize

$$\hat{S}_m = \arg \min_S \|\hat{B}_m - \text{csgn}(\Phi S - L_m)\|_2^2 + \lambda_1 \|S - P\hat{S}_{m-1}\|_2^2 + \lambda_2 \sum_{i=1}^N g_\sigma([S]_i), \quad (2)$$

where \hat{S}_m and \hat{S}_{m-1} represent estimates of the vector of sparse components for the sliding windows corresponding to $t = m\tau$ and $t = (m-1)\tau$, respectively, and $[S_m]_i$ denotes

the i th element of the vector S_m . Note that \hat{B}_m is the vector of observed sign bits and is different from the true B_m in the sense that it may contain bit-flip errors. The first term of the cost function in (2) enforces consistency with the encoded sequence of sign values, the second term guarantees smooth update of the solution and the last term promotes sparsity.

For the sparsity promoting term, we set $g_\sigma(s) = \frac{\arctan(\sigma|s|)}{\arctan(\sigma)}$ [28], [29], [30]. It is easy to show that $\lim_{\sigma \rightarrow \infty} \sum_i g_\sigma([S]_i) = \|S\|_0$ and $\lim_{\sigma \rightarrow 0} \sum_i g_\sigma([S]_i) = \|S\|_1$. Thus, by starting from a small σ value and increasing it along the iterations, we migrate from the convex ℓ_1 to the non-convex ℓ_0 norm gradually. Similarly, for ease of calculating the gradient, we replace the sign function with an S-shaped, infinitely differentiable function [31], [32], [33]. We set $f_\delta(s) = \frac{2}{\pi} \arctan(\delta s)$, for some $\delta > 0$ which is differentiable with the derivative $f'(s) = \frac{d}{ds} f(s) = \frac{2}{\pi} \frac{\delta}{1+\delta^2 s^2}$. It is obvious that $\lim_{\delta \rightarrow \infty} f_\delta(s) = \text{sgn}(s)$ and hence we increase δ value exponentially along the iterations. Making these substitutions we get (3)²

$$\begin{aligned} \hat{S}_m &= \arg \min_S C(S) \\ &= \arg \min_S \|\hat{B}_m - \text{cf}(\Phi S - L_m)\|_2^2 \\ &\quad + \lambda_1 \|S - P\hat{S}_{m-1}\|_2^2 + \lambda_2 \frac{\sum_{i=1}^N \arctan(\sigma|[S]_i|)}{\arctan(\sigma)}. \end{aligned} \quad (3)$$

To solve (3), we shall find the roots of $\frac{\partial}{\partial S} C(S) = 0$. In order to decrease the computational cost, we apply only one iteration on each sliding window but gradually increase the σ and δ parameters along temporal iterations. Utilizing a sliding-window approach also enables following possible changes in the spectral components along iterations. We get,

$$\begin{aligned} 2\Phi^H \text{cf}'(\Phi S - L_m) \odot (\text{cf}(\Phi S - L_m) - \hat{B}_m) \\ + 2\lambda_1 (S - P\hat{S}_{m-1}) + \frac{\lambda_2}{\arctan(\sigma)} G \odot S = 0, \end{aligned} \quad (4)$$

where

$$[G]_i = \frac{1}{|[S]_i|(1 + \sigma^2|[S]_i|^2)}, \quad \text{for } i = 1, \dots, N. \quad (5)$$

To solve this non-linear equation, we approximate the first term in (4) by its value at the prior state estimate and denote $Y_{m-1} = 2\lambda_1 P\hat{S}_{m-1} - 2\Phi^H f'(\Phi\hat{S}_{m-1} - L_m) \odot (f(\Phi\hat{S}_{m-1} - L_m) - \hat{B}_m)$, we get (6)

$$(2\lambda_1 \mathbf{1}_N + \frac{\lambda_2}{\arctan(\sigma)} G) \odot S = Y_{m-1}, \quad (6)$$

where $\mathbf{1}_N = [1, \dots, 1] \in \mathbb{R}^N$. The elements of $2\lambda_1 \mathbf{1} + \frac{\lambda_2}{\arctan(\sigma)} G$ are $2\lambda_1 + \frac{\lambda_2}{\arctan(\sigma)|[S]_i|(1 + \sigma^2|[S]_i|^2)}$, which are all real positive values, therefore, from (6) we obtain

$$\angle[S]_i = \angle[Y_{m-1}]_i, \quad (7)$$

$$2\lambda_1 |[S]_i| + \frac{\lambda_2}{\arctan(\sigma)(1 + \sigma^2|[S]_i|^2)} = |[Y_{m-1}]_i|. \quad (8)$$

²For a function $f: \mathbb{R} \rightarrow \mathbb{R}$, we denote $\text{cf}(\cdot) = f(\text{Re}(\cdot)) + jf(\text{Im}(\cdot))$.

By denoting $\beta = \frac{\lambda_2}{\arctan(\sigma)}$ and $\alpha_i = |[Y_{m-1}]_i|$, we can rewrite (8) as a cubic polynomial equation in terms of $r_i = |[S]_i|$ given by

$$2\lambda_1 \sigma^2 r_i^3 - \alpha_i \sigma^2 r_i^2 + 2\lambda_1 r_i + (\beta - \alpha_i) = 0. \quad (9)$$

The coefficients of the cubic polynomial (9) are real. Hence (9) has either three real roots or a single real root and a complex conjugate pair. To enforce sparsity, coefficients with smaller amplitudes are encouraged and hence (3) is minimized by choosing the smallest non-negative real root of (9). We propose to solve (9) as follows

Case 1 All roots of (9) are real: The sum of the three roots $\frac{\alpha_i \sigma^2}{2\lambda_1 \sigma^2} = \frac{\alpha_i}{2\lambda_1} > 0$ is always positive and hence there exists at least a positive root. The smallest positive root is feasible for the algorithm.

Case 2 One of the roots is real and the other two are a complex conjugate pair: If the product of the roots is positive, i.e., $\frac{\alpha_i - \beta}{2\lambda_1 \sigma^2} > 0$, the real root is positive and hence feasible. Hence we must enforce $\beta = \frac{\lambda_2}{\arctan(\sigma)} < \alpha_i$ or equivalently increase σ such that $\sigma > \arctan(\frac{\lambda_2}{\alpha_i})$. Note that σ is already increased along the iterations, hence if this situation happens, σ is further increased till $\sigma > \arctan(\frac{\lambda_2}{\alpha_i})$ holds.

As described above, the magnitude and phase of $[\hat{S}_m]_i$ are given by the solution of (9) and (7), respectively.

Using the state estimate \hat{S}_m , the predict & hold block calculates the next level value as $\ell((m+1)\tau) = \sum_{i=1}^N [P \odot \hat{S}_m]_i$. Finally, to get $\ell(t)$ from its samples, each $\ell(m\tau)$ is held by this block at the output for as long as the sampling period τ .

B. Sparse Error Correction

Let us define the real and imaginary error vectors E_m^r and E_m^i with elements $e_m^r, e_m^i \in \{0, 1\}$. Define $e_m^r = 1$ if $\text{Re}(b_m)$ is flipped and $e_m^r = 0$, otherwise. Hence, we get $\text{Re}(b_m) = \text{Re}(\hat{b}_m)(1 - 2e_m^r)$ and $\text{Im}(b_m) = \text{Im}(\hat{b}_m)(1 - 2e_m^i)$. Note that for ease of calculations, we consider the real and imaginary error vectors separately and provide our algorithm for the real part. The imaginary part is similar. It is obvious that E_m^r itself, is a sparse vector with elements in $\{0, 1\}$. Hence, we propose secondary iterations to update and estimate E_m^r along the primary iterations of the sparse component estimation algorithm. Let us denote $\hat{E}_{m-1}^r = S(\hat{E}_{m-1}^r)$, in which the $S(\cdot)$ operator denotes sliding the estimated error vector for one sample and inserting a zero as the initial estimate of its new element. Now to estimate E_{m-1}^r , we solve the following

$$\hat{E}_m^r = \arg \min_E h(E) + \theta \sum_{i=1}^M [E]_i \quad (10)$$

$$\text{s.t. } \|E - \hat{E}_{m-1}^r\|_2 \leq \epsilon, \quad [E]_i \in [0, 1],$$

where the range for $[E_m^r]_i$ is relaxed to be the convex interval $[0, 1]$ and the second term of the cost function is the l_1 norm which promotes sparsity in E_m^r since the elements of E_m^r are non-negative. $h(E) = \|\text{Re}(\hat{B}_m) \odot (1 - 2E) - \text{sgn}(\text{Re}(\Phi S_m - L_m))\|_2^2$ is a quadratic convex term with regard to E .

TABLE I: The MSE Values (dB) Achieved by the Proposed Scheme

		$k = 2.5\%$	$k = 5\%$	$k = 10\%$	$k = 20\%$
$p = 0$		-19.9	-19.6	-17.9	-10.4
$p = 0.0125$	w/o EC	-16.3	-12.1	-10.3	-6.3
	w/ EC	-19.4	-18.3	-14.5	-7.8
$p = 0.025$	w/o EC	-10.2	-8.7	-4.6	F
	w/ EC	-18.2	-17.4	-12.5	-7.1
$p = 0.05$	w/o EC	-4.1	-2.3	F	F
	w/ EC	-17.8	-16.5	-10.2	-5.8

To solve (10), we use the gradient descent algorithm followed by projection onto $[0, 1]$ and stochastic rounding [34], [35] to $\{0, 1\}$. Note that both the projected gradient and stochastic rounding techniques have convergence guarantees for the convex case as in (10). The gradient descent step is given by

$$T_m = \hat{E}_{m-1}^r - \epsilon \frac{D}{\|D\|_2}, \quad (11)$$

where ϵ is a small step-size and

$$D = -4\text{Re}(\hat{B}_m) \odot (\text{Re}(\hat{B}_m) \odot (1 - 2\hat{E}_{m-1}^r) - \text{sgn}(\Phi \hat{S}_m - L_m)) + \theta \mathbf{1}_M, \quad (12)$$

The projection and stochastic rounding are performed by

$$[E_m]_i = \begin{cases} 0, & [T_m]_i \leq \mathbf{u} \\ 1, & [T_m]_i > \mathbf{u}, \end{cases} \quad (13)$$

where \mathbf{u} is generated as a uniformly distributed random variable over the interval $[0, 1]$.

IV. SIMULATION RESULTS

To numerically evaluate the performance of our proposed scheme, we generate random spectrally sparse signals according to the model presented in Section II with $N = 500$, $M = 50$, $\tau = 5 \times 10^{-4}$ sec, and $Z = \{1j, 2j, \dots, 500j\} \times \omega_0$, $\omega_0 = 10$ rad/sec. The non-zero spectral components are selected uniformly at random and the corresponding amplitudes come from a $\mathcal{N}(0, 1)$ distribution. For comparisons, the final normalized reconstruction Mean Square Error ($MSE = 10 \log_{10}(\frac{\|S - \hat{S}\|_2^2}{\|S\|_2^2})$) values averaged over 100 runs are reported in Table I for different sparsity factors. The sparsity factor k is defined as the ratio of the number of nonzero spectral components over the total number of components N . The algorithm parameters are experimentally optimized for the best performance as $\delta_m = 1.01 \times \delta_{m-1}$, $\sigma_m = 1.1 \times \sigma_{m-1}$. In this table, p denotes the rate at which sign-flip errors occur, "w/ EC" and "w/o EC" represent the results with and without the proposed error correction (EC) iterations and the letter "F" shows divergence of the proposed algorithm ($MSE > -5\text{dB}$) due to the error propagation phenomenon. As shown, EC is necessary to avoid error propagation.

Next, we investigate the general scenario in which $x(t)$ both contains frequencies that do not lie on any of the quantized frequencies $Z = \{1j, 2j, \dots, 500j\} \times 10$ rad/sec (the off-grid problem) and may also have stable real exponential parts. Note that $\exp(\gamma t + j(K\omega_0 + \Delta\omega)t) = \exp((\gamma +$

TABLE II: MSE Comparisons (dB) between our Proposed Scheme and the Literature

	$M = 50$	$M = 100$	$M = 200$
[23]	-13.34	-18.54	-25.88
[24]	-15.76	-29.61	-57.21
This Work	-16.12	-29.73	-56.96

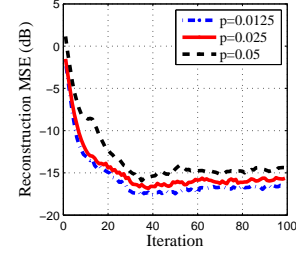


Fig. 2: MSE vs. Iteration for the Off-Grid Scenario ($k = 0.05$).

$j\Delta\omega)t) \times \exp(jK\omega_0 t)$, $\gamma \in \mathbb{R}^-$ which is the grid frequency $\exp(jK\omega_0 t)$ with an amplitude that varies with time according to $\exp((\gamma + j\Delta\omega)t)$. Hence, if γ and $\Delta\omega$ are small, the algorithm will still be able to converge and follow the smooth changes in the component amplitudes. To investigate this, we generate $x(t)$ with a sparsity factor of $k = 0.05$ that contains components on $\omega = j214.8 \times 10, -1.5 + j442.1 \times 10$ rad/sec and provide the MSE curves versus iteration in Fig. 2. These curves confirm effective performance of the proposed algorithm to follow smooth changes in the component amplitudes.

Finally in Table II, we compare the performance of our proposed algorithm with state-of-the-art techniques in [23], [24] for different values of the window length M where $k = 5\%$, $p = 0$ and the other simulation parameters are fixed as previously. This table provides the final normalized reconstruction MSEs (dB) achieved by the three acquisition/reconstruction schemes averaged over 20 runs when there exists an additive zero-mean Gaussian pre-quantization noise with standard deviation 0.1 and [24] is applied in a hard thresholding scheme. As observed in this table, both our proposed algorithm and [24] outperform [23] especially for larger values of M . This is due to an exponential error decay bound for our proposed algorithm and [24] in comparison with a root exponential decay bound for the $\Sigma\Delta$ scheme in [23]. Our proposed scheme shows a slightly improved performance in comparison with [24] for smaller values of M which may be due to improved robustness to noise by the proposed error correction algorithm.

V. CONCLUSION

In this letter, we proposed a feedback acquisition scheme for encoding of spectrally sparse signals to a stream of 1-bit measurements. We proposed a sparsity promoting reconstruction algorithm to predict comparison levels in a feedback loop to facilitate more efficient 1-bit measurements of the input signal. We also proposed a sparse error correction technique to cope with possible sign flip errors during transmission. Finally, we reported simulation results to confirm effective performance of the proposed scheme and algorithms.

REFERENCES

- [1] D.L. Donoho, "Compressed sensing," *IEEE Transactions on Information Theory*, vol. 52, no. 4, pp. 1289–1306, 4 2006.
- [2] E.J. Candes and M.B. Wakin, "An Introduction To Compressive Sampling," *IEEE Signal Processing Magazine*, vol. 25, no. 2, pp. 21–30, 3 2008.
- [3] Joel A. Tropp, Jason N. Laska, Marco F. Duarte, Justin K. Romberg, and Richard G. Baraniuk, "Beyond Nyquist: Efficient Sampling of Sparse Bandlimited Signals," *IEEE Transactions on Information Theory*, vol. 56, no. 1, pp. 520–544, 1 2010.
- [4] M. Mishali and Y.C. Eldar, "Blind Multiband Signal Reconstruction: Compressed Sensing for Analog Signals," *IEEE Transactions on Signal Processing*, vol. 57, no. 3, pp. 993–1009, 3 2009.
- [5] M. Mishali and Y.C. Eldar, "From Theory to Practice: Sub-Nyquist Sampling of Sparse Wideband Analog Signals," *IEEE Journal of Selected Topics in Signal Processing*, vol. 4, no. 2, pp. 375–391, 4 2010.
- [6] A. Zymnis, S. Boyd, and E. Candes, "Compressed Sensing With Quantized Measurements," *IEEE Signal Processing Letters*, vol. 17, no. 2, pp. 149–152, 2 2010.
- [7] Wei Dai and Olga Milenkovic, "Information Theoretical and Algorithmic Approaches to Quantized Compressive Sensing," *IEEE Transactions on Communications*, vol. 59, no. 7, pp. 1857–1866, 7 2011.
- [8] Jason N. Laska and Richard G. Baraniuk, "Regime Change: Bit-Depth Versus Measurement-Rate in Compressive Sensing," *IEEE Transactions on Signal Processing*, vol. 60, no. 7, pp. 3496–3505, 7 2012.
- [9] Petros T. Boufounos, "Greedy sparse signal reconstruction from sign measurements," in *2009 Conference Record of the Forty-Third Asilomar Conference on Signals, Systems and Computers*. 2009, pp. 1305–1309, IEEE.
- [10] J. N. Laska, Zaiwen Wen, Wotao Yin, and R. G. Baraniuk, "Trust, But Verify: Fast and Accurate Signal Recovery From 1-Bit Compressive Measurements," *IEEE Transactions on Signal Processing*, vol. 59, no. 11, pp. 5289–5301, 11 2011.
- [11] Yaniv Plan and Roman Vershynin, "Robust 1-bit Compressed Sensing and Sparse Logistic Regression: A Convex Programming Approach," *IEEE Transactions on Information Theory*, vol. 59, no. 1, pp. 482–494, 1 2013.
- [12] Laurent Jacques, Jason N. Laska, Petros T. Boufounos, and Richard G. Baraniuk, "Robust 1-Bit Compressive Sensing via Binary Stable Embeddings of Sparse Vectors," *IEEE Transactions on Information Theory*, vol. 59, no. 4, pp. 2082–2102, 4 2013.
- [13] Fuwei Li, Jun Fang, Hongbin Li, and Lei Huang, "Robust One-Bit Bayesian Compressed Sensing with Sign-Flip Errors," *IEEE Signal Processing Letters*, vol. 22, no. 7, pp. 857–861, 7 2015.
- [14] Sohail Bahmani, Petros T. Boufounos, and Bhiksha Raj, "Robust 1-bit Compressive Sensing via Gradient Support Pursuit," .
- [15] Mahdi Boloursaz Mashhadi and Farokh Marvasti, "Iterative Methods for Sparse Signal Reconstruction from Level Crossings," 11 2016.
- [16] F. Marvasti and M.B. Mashhadi, "Wideband analog to digital conversion by random or level crossing sampling," Aug. 8 2017, US Patent 9,729,160.
- [17] M. B. Mashhadi, N. Salarieh, E. S. Farahani, and F. Marvasti, "Level crossing speech sampling and its sparsity promoting reconstruction using an iterative method with adaptive thresholding," *IET Signal Processing*, vol. 11, no. 6, pp. 721–726, 2017.
- [18] U. S. Kamilov, A. Bourquard, A. Amini, and M. Unser, "One-bit measurements with adaptive thresholds," *IEEE Signal Processing Letters*, vol. 19, no. 10, pp. 607–610, Oct 2012.
- [19] K. Knudson, R. Saab, and R. Ward, "One-bit compressive sensing with norm estimation," *IEEE Transactions on Information Theory*, vol. 62, no. 5, pp. 2748–2758, May 2016.
- [20] C. Qian and J. Li, "Admm for harmonic retrieval from one-bit sampling with time-varying thresholds," in *2017 IEEE International Conference on Acoustics, Speech and Signal Processing (ICASSP)*, March 2017, pp. 3699–3703.
- [21] C. S. Gntk, M. Lammers, A. Powell, R. Saab, and . Yilmaz, "Sigma delta quantization for compressed sensing," in *2010 44th Annual Conference on Information Sciences and Systems (CISS)*, March 2010, pp. 1–6.
- [22] Felix Kraemer, Rayan Saab, and zgr Ylmaz, "Sigma-Delta quantization of sub-Gaussian frame expansions and its application to compressed sensing," 6 2013.
- [23] Rayan Saab, Rongrong Wang, and Ozgur Ylmaz, "Quantization of compressive samples with stable and robust recovery," 2015.
- [24] R. G. Baraniuk, S. Foucart, D. Needell, Y. Plan, and M. Wootters, "Exponential decay of reconstruction error from binary measurements of sparse signals," *IEEE Transactions on Information Theory*, vol. 63, no. 6, pp. 3368–3385, June 2017.
- [25] M. Yan, Y. Yang, and S. Osher, "Robust 1-bit compressive sensing using adaptive outlier pursuit," *IEEE Transactions on Signal Processing*, vol. 60, no. 7, pp. 3868–3875, July 2012.
- [26] A. Movahed, A. Panahi, and G. Durisi, "A robust rfp-based 1-bit compressive sensing reconstruction algorithm," in *2012 IEEE Information Theory Workshop*, Sept 2012, pp. 567–571.
- [27] A. Movahed, A. Panahi, and M. C. Reed, "Recovering signals with variable sparsity levels from the noisy 1-bit compressive measurements," in *2014 IEEE International Conference on Acoustics, Speech and Signal Processing (ICASSP)*, May 2014, pp. 6454–6458.
- [28] Y. E. Salehani, S. Gazor, I. M. Kim, and S. Yousefi, "Sparse hyperspectral unmixing via arctan approximation of l0 norm," in *2014 IEEE Geoscience and Remote Sensing Symposium*, July 2014, pp. 2930–2933.
- [29] I. W. Selesnick and . Bayram, "Sparse signal estimation by maximally sparse convex optimization," *IEEE Transactions on Signal Processing*, vol. 62, no. 5, pp. 1078–1092, March 2014.
- [30] Yaser Esmaeili Salehani, Saeed Gazor, Il-Min Kim, and Shahram Yousefi, "0-norm sparse hyperspectral unmixing using arctan smoothing," *Remote Sensing*, vol. 8, no. 3, 2016.
- [31] Stanley Osher Zhaohui Guo, Todd Wittman, "L1 unmixing and its application to hyperspectral image enhancement," 2009.
- [32] H. Zayyani, M. Korki, and F. Marvasti, "Dictionary learning for blind one bit compressed sensing," *IEEE Signal Processing Letters*, vol. 23, no. 2, pp. 187–191, Feb 2016.
- [33] H. Zamani, H. Zayyani, and F. Marvasti, "An iterative dictionary learning-based algorithm for doa estimation," *IEEE Communications Letters*, vol. 20, no. 9, pp. 1784–1787, Sept 2016.
- [34] Prabhakar Raghavan and Clark D. Tompson, "Randomized rounding: A technique for provably good algorithms and algorithmic proofs," *Combinatorica*, vol. 7, no. 4, pp. 365–374, 12 1987.
- [35] "Probabilistic construction of deterministic algorithms: Approximating packing integer programs," *Journal of Computer and System Sciences*, vol. 37, no. 2, pp. 130–143, 10 1988.