

Finite sample change point inference and identification for high-dimensional mean vectors

Mengjia Yu and Xiaohui Chen

Department of Statistics, University of Illinois at Urbana-Champaign, 725 S. Wright Street, Champaign, IL 61820, USA.

E-mail: myu17@illinois.edu

Summary. Cumulative sum (CUSUM) statistics are widely used in the change point inference and identification. For the problem of testing for existence of a change point in an independent sample generated from the mean-shift model, we introduce a Gaussian multiplier bootstrap to calibrate critical values of the CUSUM test statistics in high dimensions. The proposed bootstrap CUSUM test is fully data-dependent and it has strong theoretical guarantees under arbitrary dependence structures and mild moment conditions. Specifically, we show that with a boundary removal parameter the bootstrap CUSUM test enjoys the uniform validity in size under the null and it achieves the minimax separation rate under the sparse alternatives when the dimension p can be larger than the sample size n .

Once a change point is detected, we estimate the change point location by maximizing the ℓ^∞ -norm of the generalized CUSUM statistics at two different weighting scales corresponding to covariance stationary and non-stationary CUSUM statistics. For both estimators, we derive their rates of convergence and show that dimension impacts the rates only through logarithmic factors, which implies that consistency of the CUSUM estimators is possible when p is much larger than n . In the presence of multiple change points, we propose a principled bootstrap-assisted binary segmentation (BABS) algorithm to dynamically adjust the change point detection rule and recursively estimate their locations. We derive its rate of convergence under suitable signal separation and strength conditions.

The results derived in this paper are non-asymptotic and we provide extensive simulation studies to assess the finite sample performance. The empirical evidence shows an encouraging agreement with our theoretical results.

Keywords: High-dimensional data, change point analysis, CUSUM, Gaussian approximation, bootstrap, binary segmentation.

1. Introduction

This paper studies the problems of change point inference and identification for mean vectors of high-dimensional data in finite samples. High-dimensional data are now ubiquitous in many scientific and engineering fields and data heterogeneity is the rule rather than the exception. A central problem of studying data heterogeneity is to detect structural breaks in the underlying data generation process. Perhaps the two most fundamental questions for abrupt changes are: i) is there a change point in data? ii) if so, when does the change

occur? In this work, we consider change point detection and identification for temporally independent data with cross-sectional dependence. Specifically, let $X_1^n = \{X_1, \dots, X_n\}$ be a sequence of independent random vectors in \mathbb{R}^p generated from the mean-shift model:

$$X_i := (X_{i1}, \dots, X_{ip})^\top = \mu + \delta_n \mathbf{1}(i > m) + \xi_i, \quad i = 1, \dots, n, \quad (1)$$

where $\mu \in \mathbb{R}^p$ is the population mean parameter, $\delta_n \in \mathbb{R}^p$ is the mean-shift signal parameter, m is the change point location, and ξ_1, \dots, ξ_n are (temporally) independent and identically distributed (i.i.d.) mean-zero noise random vectors in \mathbb{R}^p with common distribution function F . Let $\Sigma = \text{Cov}(\xi_1)$ be the unknown noise covariance matrix that is not necessarily diagonal, and thus we allow cross-sectional (sometimes also referred as spatial) dependence among the components X_{i1}, \dots, X_{ip} for each $i = 1, \dots, n$. Under the mean-shift model, if $\delta_n = 0$ or $m = n$, then X_1, \dots, X_n form a sample of i.i.d. random vectors and no change point occurs. In this paper, our first goal is to test for whether or not there is a change point in the mean vectors $\mu_i = \mathbb{E}(X_i)$, i.e., to test for

$$H_0 : \delta_n = 0 \quad \text{and} \quad H_1 : \delta_n \neq 0 \quad \text{and there exists an } m \in \{1, \dots, n-1\}, \quad (2)$$

where the alternative hypothesis H_1 is parameterized by the change point signal δ_n and location m . If a change point is detected in the mean vectors (i.e., H_0 is rejected), then our second goal is to estimate the change point location m .

For i.i.d. Gaussian noise $\xi_i \sim N(0, \Sigma)$, the log-ratio of the maximized likelihoods between H_1 with a change point at $s = 1, \dots, n-1$ and H_0 without change point is given by

$$\log(\Lambda_s) = Z_n(s)^\top \Sigma^{-1} Z_n(s) / 2, \quad (3)$$

where

$$Z_n(s) = \sqrt{\frac{s(n-s)}{n}} \left(\frac{1}{s} \sum_{i=1}^s X_i - \frac{1}{n-s} \sum_{i=s+1}^n X_i \right) \quad (4)$$

is a sequence of the normalized mean differences before and after s . Then H_0 is rejected if $\max_{1 \leq s < n} \log(\Lambda_s)$ is larger than a critical value. In literature, $\{Z_n(s)\}_{s=1}^{n-1}$ are often called the *cumulative sum* (CUSUM) statistics (Csörgő and Horváth, 1997). Note that the log-ratio statistics of the maximized likelihoods in (3) require the knowledge or an estimate of the unknown covariance matrix Σ . In the high-dimensional setting where p is larger (or even much larger) than n , estimation of Σ itself becomes a challenging problem. Spectral norm consistency of Σ (or the inverse Σ^{-1}) is possible under additional structural assumptions (such as sparsity or low-rankness) on the covariance matrix (Bickel and Levina, 2008*a,b*, Cai et al., 2010, Cai and Zhou, 2012, Chen et al., 2013, Barigozzi et al., 2018), which may not hold in practical applications. In contrast, tests based on the CUSUM statistics in (4) do not involve Σ and they are more robust to the misspecification on covariance structures. Therefore, this motivates us to study the problems of change point testing and estimation based on the high-dimensional CUSUM statistics.

To build a decision rule for change-point detection, we need to cautiously aggregate the (dependent) random vectors $Z_n(s)$, $s = 1, \dots, n-1$. Enikeeva and Harchaoui (2019)

considers the change point detection on mean vectors under the mean-shift model (1) with i.i.d. $\xi_i \sim N(0, \sigma^2 I_p)$. They propose the linear and scan statistics based on the ℓ^2 -norm aggregation of the CUSUM statistics and derive the change point detection boundary. Jirak (2015) considers the ℓ^∞ -norm aggregation of the CUSUM statistics and establishes a Gumbel limiting distribution under H_0 . Jirak (2015) also considers the bootstrap approximations to improve the rate of convergence. Wang and Samworth (2018) considers the estimation in the high-dimensional mean vectors in reduced dimensions by sparse projections and they derive the rate of convergence for estimating the change point location. In the three aforementioned papers, strong structural assumptions (i.e., cross-sectional sparsity in the sense that the components $\{X_{ij}\}_{j=1}^p$ of X_i are independent or weakly dependent) are imposed to substantially reduce the intrinsic complexity. Cho and Fryzlewicz (2015) relaxes the sparsity assumption and consider the estimation problem in the (marginal) variances of high-dimensional time series under a multiplicative model. They propose a *sparsified binary segmentation* (SBS) performing the ℓ^1 -norm aggregation on a thresholded version of the CUSUM statistics where an additional sparsifying step with a tuning parameter is used to avoid noise accumulation in the aggregation. Since the SBS is sensitive to threshold tuning parameters, Cho (2016) proposes a double CUSUM test procedure sorting the magnitudes of the p components of CUSUM statistics and it may be viewed as a data-driven alternative for selecting the threshold in Cho and Fryzlewicz (2015).

In this paper, besides some mild moment conditions, we do not make any assumption on the cross-sectional dependence structure of the underlying data distribution. We consider the multivariate CUSUM statistics (4) in the ℓ^∞ -norm aggregated form:

$$T_n = \max_{\underline{s} \leq s \leq n-\underline{s}} |Z_n(s)|_\infty := \max_{\underline{s} \leq s \leq n-\underline{s}} \max_{1 \leq j \leq p} |Z_{nj}(s)|, \quad (5)$$

where $\underline{s} \in [1, n/2]$ is a user-specified *boundary removal* parameter. Removing boundary points is necessary in change point detection since the distributions of $|Z_n(s)|_\infty$ that are closer to endpoints are more difficult to approximate because of fewer data points. Then H_0 is rejected if T_n is larger than a critical value such as the $(1 - \alpha)$ quantile of T_n . Under H_0 , $\{Z_n(s)\}_{s=1}^{n-1}$ is a centered and covariance stationary process in \mathbb{R}^p (i.e., $\mathbb{E}[Z_n(s)] = 0$ and $\text{Cov}(Z_n(s)) = \Sigma$). To approximate the distribution of T_n , extreme value theory is a common technique to derive the Gumbel-type limiting distributions (Leadbetter et al., 1983, Resnick, 1987). However, even for $p = 1$, the convergence rate of maxima of the CUSUM process $\{Z_n(s)\}_{s=1}^{n-1}$ is known to be slow (Resnick, 1987, Hall, 1991).

1.1. Our contributions

To overcome the fundamental difficulty in calibrating the distribution of T_n , we consider the bootstrap approximation to the *finite sample distribution* of T_n without referring to a weak limit of $\{Z_n(s)\}_{s=1}^{n-1}$. In Section 2, we propose a Gaussian multiplier bootstrap tailored to the CUSUM test statistics in (4). The proposed test is fully data-dependent and requires no tuning parameter (except for a pre-specified boundary removal parameter \underline{s}). This is in contrast with the thresholding-aggregation method in Cho and Fryzlewicz (2015), which

requires further procedure to select threshold that is not easy to justify. We will show in Section 3.1 that the proposed test is a uniformly valid inferential procedure under H_0 where p can grow sub-exponentially fast in n and no explicit condition on the dependence structure among $\{X_{ij}\}_{j=1}^p$ is needed. This is in contrast with Enikeeva and Harchaoui (2019), Jirak (2015) and Wang and Samworth (2018) where the components are assumed to be either independent or weakly dependent, and with Cho and Fryzlewicz (2015) and Cho (2016) where the dimension can only grow polynomially fast in sample size. Moreover, we will show that, under a mild signal strength condition, our bootstrap CUSUM test is consistent in the sense that the sum of type I and type II errors is asymptotically vanishing (Giné and Nickl, 2015, Chapter 6.2). In addition, the requirement on the signal strength can achieve the minimax separation rate derived in Enikeeva and Harchaoui (2019) under the sparse alternative (i.e., the change occurs only in a few number of components).

If a change point is detected, then we estimate its location by maximizing the ℓ^∞ -norm of the generalized CUSUM statistics (8) at two different weighting scales. The first estimator is based on the covariance stationary CUSUM statistics in (4). In Section 3.2, we show that it is consistent in estimating the location at the parametric rate $n^{-1/2}$ (up to logarithmic factors) for sub-exponential observations. The second estimator is a non-stationary CUSUM statistics assigning less weights on the boundary data points. In this case, we show that it achieves the best possible rate of convergence on the order n^{-1} (up to logarithmic factors) under stronger side conditions. In both cases, dimension impacts the rate of convergence only through the logarithmic factors. Thus consistency of the CUSUM location estimators can be achieved when p grows sub-exponentially fast in n .

Our bootstrap change point inference can be naturally extended to handle multiple change points via the generic binary segmentation (BS) technique. Once a change point is claimed by our bootstrap test and located by our estimator, BS continues the same testing and estimation procedure on the segments before and after the change until no further change point can be detected by the bootstrap test (cf. Algorithm 1 in Section 2.3). Thus, the bootstrap CUSUM test can dynamically adjust detection rule during the iterations. We derive the rate of convergence of this *bootstrap-assisted binary segmentation* (BABS) for recursively estimating the multiple change points under suitable signal separation and strength conditions.

1.2. Literature review

CUSUM statistics (Page, 1955) are originally introduced in the sequential testing problems to distinguish between the in-control hypothesis $\delta_n = 0$ and the out-control mean-shift hypothesis for a given $\delta_n \neq 0$ in model (1), aiming to minimize the expected average run length (Lai, 2001, Wald, 1945, Wald and Wolfowitz, 1948, Page, 1955, Chernoff and Zacks, 1964, Hinkley, 1970, Woodall and Ncube, 1985, Wald and Wolfowitz, 1948, Lorden, 1971, Qiu, 2014). The current paper uses CUSUM statistics for fixed sampled size tests, as in many other statistical change point testing and estimation works (Yao, 1987, Brodsky and Darkhovsky, 1993, Csörgő and Horváth, 1997, Kokoszka and Leipus, 2000, Berkes et al., 2009, Fryzlewicz, 2014, Carlstein, 1988, Loader, 1996, Hariz et al., 2007, Harchaoui and

Lévy-Leduc, 2010, Frick et al., 2014, Garreau and Arlot, 2018, Ombao et al., 2005, Aue et al., 2009, Bai, 1997, Bhattacharya, 1987, Zhang et al., 2010, Harlé et al., 2016). There is a recent surge of literature on change point analysis for high-dimensional data: change point detection is considered in (Enikeeva and Harchaoui, 2019, Jirak, 2015), estimation of the number and locations of change points is considered in (Cho and Fryzlewicz, 2015, Jirak, 2015, Wang and Samworth, 2018, Cho, 2016), and bootstrap inference is considered in (Cho, 2016) (without giving rigorous statistical guarantees).

Finite sample approximations to the distribution of maxima for sums of *independent* mean-zero random vectors in high dimensions are studied in Chernozhukov et al. (2013, 2017). We highlight that validity of our bootstrap CUSUM test for the change point does not (at least directly) follow the Gaussian and bootstrap approximation results in Chernozhukov et al. (2013, 2017). The reason is that, in the change-point detection context, the extreme-value type test statistic T_n defined in (5) is the maximum of a sequence of *dependent* random vectors $Z_n(s), s = \underline{s}, \dots, n - \underline{s}$. Therefore, the distributional approximation results developed in Chernozhukov et al. (2013, 2017) require considerable modifications tailored to the change point analysis. A main technical innovation of this work is that the CUSUM statistics are affine transformations of the independent data points in an augmented space so that we can make use of the high-dimensional Gaussian and bootstrap approximations without overpaying the price of the increased dimensionality in the embedded larger space.

1.3. Organization

The rest of this paper is organized as follows. The bootstrap change point test, change point location estimators and extension to multiple change points algorithm are described in Section 2. In Section 3, we derive the size validity and power properties of the bootstrap test, the rate of convergence for two change point location estimators and the consistency of BABS. Section 4 and 5 provide extensive simulation results and two real data examples, respectively. Discussions on detailed comparisons with literature, proofs of the main results, and additional simulation results are given in the Supplementary Material (SM).

1.4. Notation

For $q > 0$ and a generic vector $x \in \mathbb{R}^p$, we denote $|x|_q = (\sum_{i=1}^p |x_i|^q)^{1/q}$ for the ℓ^q norm of x and we write $|x| = |x|_2$. For a random variable X , denote $\|X\|_q = (\mathbb{E}|X|^q)^{1/q}$. For $\beta > 0$, let $\psi_\beta(x) = \exp(x^\beta) - 1$ be a function defined on $[0, \infty)$ and L_{ψ_β} be the collection of all real-valued random variables X such that $\mathbb{E}[\psi_\beta(|X|/C)] < \infty$ for some $C > 0$. For $X \in L_{\psi_\beta}$, define $\|X\|_{\psi_\beta} = \inf\{C > 0 : \mathbb{E}[\psi_\beta(|X|/C)] \leq 1\}$. Then, for $\beta \in [1, \infty)$, $\|\cdot\|_{\psi_\beta}$ is an Orlicz norm and $(L_{\psi_\beta}, \|\cdot\|_{\psi_\beta})$ is a Banach space (Ledoux and Talagrand, 1991). For $\beta \in (0, 1)$, $\|\cdot\|_{\psi_\beta}$ is a quasi-norm, i.e., there exists a constant $C(\beta) > 0$ such that $\|X + Y\|_{\psi_\beta} \leq C(\beta)(\|X\|_{\psi_\beta} + \|Y\|_{\psi_\beta})$ holds for all $X, Y \in L_{\psi_\beta}$ (Adamczak, 2008). Let $\rho(X, Y) = \sup_{t \in \mathbb{R}} |\mathbb{P}(X \leq t) - \mathbb{P}(Y \leq t)|$ be the Kolmogorov distance between two random variables X and Y . We shall use C_1, C_2, \dots and K_1, K_2, \dots to denote positive and finite

constants that may have different values. We assume $n \geq 4$ and $p \geq 3$.

2. Methodology

2.1. Bootstrap CUSUM test

We first introduce a bootstrap procedure to approximate the distribution of T_n . Let e_1, \dots, e_n be i.i.d. $N(0, 1)$ random variables independent of X_1^n . Let $\bar{X}_s^- = s^{-1} \sum_{i=1}^s X_i$ and $\bar{X}_s^+ = (n-s)^{-1} \sum_{i=s+1}^n X_i$ be the left and right sample averages at s . Define

$$Z_n^*(s) = \sqrt{\frac{n-s}{ns}} \sum_{i=1}^s e_i (X_i - \bar{X}_s^-) - \sqrt{\frac{s}{n(n-s)}} \sum_{i=s+1}^n e_i (X_i - \bar{X}_s^+). \quad (6)$$

Then the bootstrap test statistic is defined as

$$T_n^* = \max_{s \leq s \leq n-s} |Z_n^*(s)|_\infty, \quad (7)$$

and the $(1-\alpha)$ conditional quantile of T_n^* given X_1^n , defined as $q_{T_n^*|X_1^n}(1-\alpha) = \inf\{t \in \mathbb{R} : \mathbb{P}(T_n^* \leq t | X_1^n) \geq 1-\alpha\}$, is used as critical values of the bootstrap test to approximate the quantiles of T_n . In particular, for any $\alpha \in (0, 1)$, we reject H_0 if $T_n > q_{T_n^*|X_1^n}(1-\alpha)$. Note that the Gaussian multiplier bootstrap test statistic T_n^* and its conditional quantile $q_{T_n^*|X_1^n}(1-\alpha)$ are *computable* since we can draw Monte Carlo samples by simulating the multiplier random variables e_1, \dots, e_n to approximate the distribution of T_n^* .

Remark 1 (Comments on centering terms in the bootstrap CUSUM statistics)

We may also consider the following version of bootstrap CUSUM statistics

$$\tilde{Z}_n^*(s) = \sqrt{\frac{n-s}{ns}} \sum_{i=1}^s e_i X_i - \sqrt{\frac{s}{n(n-s)}} \sum_{i=s+1}^n e_i X_i$$

without left and right centering by \bar{X}_s^- and \bar{X}_s^+ . It can be shown that the bootstrap CUSUM tests based on $Z_n^*(s)$ and $\tilde{Z}_n^*(s)$ have the same rate of convergence in the size and power analysis (Theorem 3.1, Corollary 3.2, and Theorem 3.3). Since $\text{Cov}(Z_n^*(s) | X_1^n) \leq \text{Cov}(\tilde{Z}_n^*(s) | X_1^n)$ as a matrix inequality, $\tilde{Z}_n^*(s)$ incurs a larger (conditional) covariance matrix than $Z_n^*(s)$ and it is recommended to use $Z_n^*(s)$ rather than $\tilde{Z}_n^*(s)$. \square

Remark 2 (Generalization to time series: a block multiplier bootstrap CUSUM

test) Since the CUSUM test statistics $Z_n(s)$ in (4) can be re-written as a block sum, the Gaussian multiplier bootstrap CUSUM test statistics in (6) and (7) can be modified to a block version to accommodate the temporal dependence for time series data. Let M, B be positive integers such that $n = MB$. We divide the sample X_1^n into B blocks of size M . In particular, for $b = 1, \dots, B$, let $L_b = \{(b-1)M + 1, \dots, bM\}$ be the b -th block indices. Then, for $s = 1, \dots, n-1$, we can write $Z_n(s)$ in (4) as

$$Z_n(s) = \sqrt{\frac{n-s}{ns}} \sum_{b=1}^B \sum_{i \in L_b} X_i \mathbf{1}(i \leq s) - \sqrt{\frac{s}{n(n-s)}} \sum_{b=1}^B \sum_{i \in L_b} X_i \mathbf{1}(i > s).$$

For any $\alpha \in (0, 1)$, we reject H_0 if the test statistic $T_n = \max_{s \leq s \leq n-s} |Z_n(s)|_\infty$ is larger than a critical value. Since the distributions of $Z_n(s)$ under H_0 and H_1 for dependent error processes are different from the i.i.d. errors, we need to accommodate the dependence in calibrating the distributions of the test statistic T_n . The idea is to modify the Gaussian multiplier bootstrap $Z_n^*(s)$ in (6) and the bootstrap CUSUM test statistic T_n^* in (7) to their block versions. Specifically, to approximate the (finite sample) distribution of T_n , we use a block Gaussian multiplier bootstrap tailored to the CUSUM statistics setting. Let e_1, \dots, e_B be i.i.d. standard Gaussian random variables. Define

$$Z_n^\sharp(s) = \sqrt{\frac{n-s}{ns}} \sum_{b=1}^B e_b V_b^-(s) - \sqrt{\frac{s}{n(n-s)}} \sum_{b=1}^B e_b V_b^+(s),$$

where $V_b^-(s) = \sum_{i \in L_b} (X_i - \bar{X}_s^-) \mathbf{1}(i \leq s)$ and $V_b^+(s) = \sum_{i \in L_b} (X_i - \bar{X}_s^+) \mathbf{1}(i > s)$. Then the distribution of T_n is approximated by its bootstrap analog given by $T_n^\sharp = \max_{s \leq s \leq n-s} |Z_n^\sharp(s)|_\infty$ and we reject H_0 if $T_n > q_{T_n^\sharp | X_1^n}(1-\alpha)$, where $q_{T_n^\sharp | X_1^n}(1-\alpha)$ is the $(1-\alpha)$ conditional quantile of T_n^\sharp given X_1^n . Note that if the block size $M = 1$ (i.e., $B = n$), then $Z_n^\sharp(s) = Z_n^*(s)$. Thus the bootstrap CUSUM test statistic for independent sequences is a special case of the block CUSUM test statistic. Generally, larger M is needed for stronger temporal dependence, while this would reduce the effective sample size. Some empirical performance of the block bootstrap CUSUM test is assessed in the SM Section D.3. \square

2.2. Estimating the change point location under the alternative hypothesis

If a change point is detected in the mean vectors (i.e., H_0 is rejected), then our next goal is to identify the change point location m . Specifically, we estimate $t_m = m/n, m = 1, \dots, n$, where the data X_1^n are observed at evenly spaced time points and their index variables are normalized to $[0, 1]$. We consider the change point location estimator based on the generalized CUSUM statistics (Hariz et al., 2007):

$$Z_{\theta,n}(s) = \left[\frac{s(n-s)}{n} \right]^{1-\theta} \left(\frac{1}{s} \sum_{i=1}^s X_i - \frac{1}{n-s} \sum_{i=s+1}^n X_i \right), \quad (8)$$

where $0 \leq \theta < 1$ is a weighting parameter. Obviously, the CUSUM statistics $Z_n(s)$ in (4) is a special case of $\theta = 1/2$, i.e., $Z_n(s) = Z_{1/2,n}(s)$. Then we estimate m by

$$\hat{m}_\theta = \operatorname{argmax}_{1 \leq s \leq n} |Z_{\theta,n}(s)|_\infty. \quad (9)$$

and we use $t_{\hat{m}_\theta} = \hat{m}_\theta/n$ to estimate t_m . It is seen that, for smaller values of θ , $Z_{\theta,n}(s)$ assigns less weights on the boundary data points. Therefore, if the true change point location is bounded away from the two endpoints, we expect that $t_{\hat{m}_\theta}$ with a smaller weighting parameter can achieve better rate of convergence. For example, if $t_m \in (0, 1)$ is fixed and $p = 1$, then it is known that the $\{Z_{0,n}(s)\}_{s=1}^{n-1}$ converges weakly to a functional of the Wiener process and the corresponding maximizer \hat{m}_0 achieves the best possible rate

of convergence of the order n^{-1} (Bai, 1997, Hariz et al., 2007). Instead of considering the whole family of the generalized CUSUM statistics indexed by $\theta \in [0, 1)$, we consider two important cases of $\theta = 1/2$ (covariance stationary) and $\theta = 0$ (non-stationary) in this paper. For $\theta = 1/2$, $Z_{1/2,n}(s)$ is related to the proposed bootstrap CUSUM statistics $Z_n^*(s)$ in (6) and the log-ratio statistics in (3) under normality with $\Sigma = \sigma^2 \text{Id}_p$. For $\theta = 0$, $Z_{0,n}(s)$ is related to the parametric bootstrap in (Jirak, 2015).

Remark 3 (Comments on the boundary removal) *It should be noted that we must remove boundary points to approximate the distribution of T_n . If the boundary points are included in the maxima T_n and T_n^* , then the conditional distribution of T_n^* (given X_1^n) does not provide an accurate approximation to the distribution of T_n . Theorem 3.1 and 3.3 provide the precise rate of convergence that characterizes the boundary removal parameter \underline{s} to ensure the consistency (in terms of the sum of type I and type II errors) of the bootstrap CUSUM test. On the other hand, the estimation problem in (9) does not exclude the endpoints outside $[\underline{s}, n - \underline{s}]$. However, in practice, if the existence of a change point is not known a priori and it is decided by a test, then the boundary restriction is implicitly imposed for both testing and estimation in empirical applications (Bai, 1997). Further discussions on the theoretical choice of \underline{s} can be found in Remark 4. \square*

2.3. Bootstrap-assisted binary segmentation (BABS) for multiple change points

Suppose there are ν change points $m_0 = 1 < m_1 < \dots < m_\nu < m_{\nu+1} = n$ and consider the following multiple mean-shifts model:

$$X_i = \mu + \sum_{k=1}^{\nu} \delta_n^{(k)} 1(i > m_k) + \xi_i, \quad i = 1, \dots, n, \quad (10)$$

where $\delta_n^{(k)} \in \mathbb{R}^p$ are non-zero mean-shift vectors and ξ_i are again i.i.d. mean-zero random vectors in \mathbb{R}^p . Without loss of generality, we may assume $\mu = 0$ and $\delta_n^{(0)} = \delta_n^{(\nu+1)} = 0$ such that the mean vectors $\mu_i = \mathbb{E}[X_i]$ are piecewise constant $\mu_{1+m_k} = \dots = \mu_{m_{k+1}} = \sum_{l=0}^k \delta_n^{(l)}$. Given a beginning time point b and an ending time point e , we can compute the CUSUM statistics on the initial data segment $\{X_i\}_{i=b}^e$:

$$Z_{n,b,e}(s) = \sqrt{\frac{(s-b+1)(e-s)}{e-b+1}} \left(\frac{1}{s-b+1} \sum_{i=b}^s X_i - \frac{1}{e-s} \sum_{i=s+1}^e X_i \right).$$

Note that the normalization in $Z_{n,b,e}(s)$ corresponds to the case $\theta = 1/2$ in (8). It can be shown that the maximizer of $|\mathbb{E}Z_{n,b,e}(s)|_\infty$, $s = b, \dots, e$ always occurs at one of the change points $\{m_k, k = 1, \dots, \nu\} \cap [b, e]$ (cf. Lemma B.6 in the SM Section B). Therefore, under multiple change points model (10), we can use $Z_{n,b,e}(s)$ to locate one shift in the interval $[b, e]$. If our bootstrap CUSUM test (calculated based on $\{X_i\}_{i=b}^e$) rejects H_0 at the significance level α , then $\hat{m}_b^e = \operatorname{argmax}_{s=b, \dots, e} |Z_{n,b,e}(s)|_\infty$ is marked as a change point. Thus, we may recursively apply the binary segmentation to search along the two directions $[b, \hat{m}_b^e]$

and $[\hat{m}_b^e + 1, e]$ until no further change point would be detected by the subsequent bootstrap tests. The pseudo-code for our bootstrap-assisted binary segmentation algorithm for multiple change points detection and estimation, referred as $\text{BABS}(\alpha, b, e)$, is summarized in Algorithms 1.

Algorithm 1 $\text{BABS}(\alpha, b, e)$

```

1: if  $e - b + 1 < 2s$  then
2:   STOP
3: else
4:    $\hat{m}_b^e = \operatorname{argmax}_{s=b, \dots, e} |Z_{n,b,e}(s)|_\infty$ 
5:   if our bootstrap CUSUM test concludes the existence of a change in  $[b, e]$  then
6:     add  $\hat{m}_b^e$  to the set of estimated change-points;
7:      $\text{BABS}(\alpha, b, \hat{m}_b^e)$ ;
8:      $\text{BABS}(\alpha, \hat{m}_b^e + 1, e)$ .
9:   else
10:    STOP
11:  end if
12: end if
13: return estimated change points.

```

3. Theoretical results

3.1. Size and power of the bootstrap CUSUM test: single change point

Denote $\mathbb{P}_0(\cdot)$ and $\mathbb{P}_1(\cdot)$ as the probability computed under H_0 and H_1 , respectively. Our first main result (cf. Theorem 3.1) is to establish finite sample bounds for the (random) Kolmogorov distance between T_n and T_n^* : $\rho^*(T_n, T_n^*) = \sup_{t \in \mathbb{R}} |\mathbb{P}_0(T_n \leq t) - \mathbb{P}_0(T_n^* \leq t | X_1^n)|$. From this, we can derive the asymptotic bootstrap validity for certain high-dimensional scaling limit of (n, p) . Particularly, with $\rho^*(T_n, T_n^*) = o_{\mathbb{P}}(1)$, we can show that type I error of the test is asymptotically controlled at the exact nominal level $\alpha \in (0, 1)$, i.e., $\mathbb{P}_0(T_n > q_{T_n^* | X_1^n}(1 - \alpha)) \rightarrow \alpha$ (cf. Corollary 3.2). Let $b, \bar{b}, q > 0$. We make the assumptions:

- (A) $\operatorname{Var}(\xi_{ij}) \geq b$ for all $j = 1, \dots, p$.
- (B) $\mathbb{E}[|\xi_{ij}|^{2+\ell}] \leq \bar{b}^\ell$ for $\ell = 1, 2$ and for all $i = 1, \dots, n$ and $j = 1, \dots, p$.
- (C) $\|\xi_{ij}\|_{\psi_1} \leq \bar{b}$ for all $i = 1, \dots, n$ and $j = 1, \dots, p$.
- (D) $\mathbb{E}[\max_{1 \leq j \leq p} (|\xi_{ij}|/\bar{b})^q] \leq 1$ for all $i = 1, \dots, n$.

Condition (A) is a non-degeneracy assumption. Condition (B) is a mild moment growth condition. Without loss of generality, we may take $\bar{b} \geq 1$. Conditions (C) and (D) impose sub-exponential and uniform polynomial moment requirements on the observations, respectively. Define $\varpi_{1,n} = \left(\frac{\log^7(np)}{s}\right)^{1/6}$ and $\varpi_{2,n} = \left(\frac{n^{2/q} \log^3(np)}{\gamma^{2/q} s}\right)^{1/3}$.

Theorem 3.1 (Main result I: bounds on the Kolmogorov distance between T_n and T_n^* under H_0) Suppose H_0 is true and assume (A) and (B) hold. Let $\gamma \in (0, e^{-1})$ and suppose that $\log(\gamma^{-1}) \leq K \log(pn)$ for some constant $K > 0$.

(i) If (C) holds, then there exists a constant $C > 0$ only depending on $\underline{b}, \bar{b}, K$ such that

$$\mathbb{P}(\rho^*(T_n, T_n^*) \leq C\varpi_{1,n}) \geq 1 - \gamma. \quad (11)$$

(ii) If (D) holds, then there exists a constant $C > 0$ only depending on $\underline{b}, \bar{b}, K, q$ such that

$$\mathbb{P}(\rho^*(T_n, T_n^*) \leq C\{\varpi_{1,n} + \varpi_{2,n}\}) \geq 1 - \gamma. \quad (12)$$

Based on Theorem 3.1, we have the uniform size validity of the bootstrap CUSUM test.

Corollary 3.2 (Uniform size validity of the bootstrap CUSUM test) Suppose H_0 is true and assume (A) and (B) hold. Let $\gamma \in (0, e^{-1})$ and suppose that $\log(\gamma^{-1}) \leq K \log(pn)$ for some constant $K > 0$.

(i) If (C) holds, then there exists a constant $C > 0$ only depending on $\underline{b}, \bar{b}, K$ such that

$$\sup_{\alpha \in (0,1)} |\mathbb{P}_0(T_n \leq q_{T_n^*|X_1^n}(\alpha)) - \alpha| \leq C\varpi_{1,n} + \gamma. \quad (13)$$

Consequently, if $\log^7(np) = o(\underline{s})$, then $\mathbb{P}_0(T_n \leq q_{T_n^*|X_1^n}(\alpha)) \rightarrow \alpha$ uniformly in $\alpha \in (0, 1)$ as $n \rightarrow \infty$.

(ii) If (D) holds, then there exists a constant $C > 0$ only depending on $\underline{b}, \bar{b}, K, q$ such that

$$\sup_{\alpha \in (0,1)} |\mathbb{P}_0(T_n \leq q_{T_n^*|X_1^n}(\alpha)) - \alpha| \leq C\{\varpi_{1,n} + \varpi_{2,n}\} + \gamma. \quad (14)$$

Consequently, if $\max\{\log^7(np), n^{2/q} \log^{3+\varepsilon}(np)\} = o(\underline{s})$ for some $\varepsilon > 0$, then $\mathbb{P}_0(T_n \leq q_{T_n^*|X_1^n}(\alpha)) \rightarrow \alpha$ uniformly in $\alpha \in (0, 1)$ as $n \rightarrow \infty$.

Remark 4 (Choice of boundary removal parameter) There is a trade-off for the choice of boundary removal parameter: the larger \underline{s} , the smaller of the error bounds and the more data points are removed from the change point detection (so that the regime allowed by the bootstrap CUSUM test is smaller). In theory, the lower bound of \underline{s} is given in Corollary 3.2 for size validity of the bootstrap CUSUM test. Specifically, if the data distribution has sub-exponential tail (i.e., Condition (C) holds), then we need $\underline{s} \gg \log^7(np)$ for $\varpi_{1,n} = o(1)$; if the data distribution has polynomial tail (i.e., Condition (D) holds) with $q > 0$, then we need $\underline{s} \gg \max\{\log^7(np), n^{2/q} \log^{3+\varepsilon}(np)\}$ for $\varpi_{1,n} + \varpi_{2,n} = o(1)$. This implies that we can choose $\underline{s} = c_1 n^{c_2}$ for some constants $c_1 > 0, 1 \geq c_2 > 0$ in either sub-exponential or polynomial case.

As a leading example, we consider a fixed normalized true change point location $t_m = m/n \in (0, 1)$. Then we may choose $\underline{s} = c_0 n$ for some small constant $c_0 > 0$ in order to include the true change point in the interval $[\underline{s}, n - \underline{s}]$. For this setup, asymptotic size validity of the bootstrap CUSUM test is obtained if $p = O(e^{n^c})$ for some $1/7 > c > 0$ under the sub-exponential moment condition on the observations. \square

Our second main result is to analyze the power of the bootstrap CUSUM test. We are mainly interested in characterizing the change point signal strength (quantified by the ℓ^∞ norm of δ_n) and the location t_m such that H_0 and H_1 can be (asymptotically) separated by our bootstrap CUSUM test. Without loss of generality, we may assume that $|\delta_n|_\infty \leq 1$.

Theorem 3.3 (Main result II: power of the bootstrap CUSUM test under H_1)
 Suppose H_1 is true with a change point $m \in [\underline{s}, n - \underline{s}]$ and assume (A) and (B) hold. Let $\zeta \in (0, 1/2)$ and $\gamma \in (0, e^{-1})$ such that $\log(\gamma^{-1}) \leq K \log(np)$ for some constant $K > 0$.
 (i) If (C) holds and

$$|\delta_n|_\infty \geq C_1 \sqrt{\frac{\log(\zeta^{-1}) \log(np) + \log(np/\alpha)}{nt_m(1-t_m)}} \quad (15)$$

for some large enough constant $C_1 := C_1(\bar{b}, \underline{b}, K) > 0$, then there exists a constant $C_2 := C_2(\bar{b}, \underline{b}, K) > 0$ such that

$$\mathbb{P}_1(T_n > q_{T_n^*|X_1^n}(1-\alpha)) \geq 1 - \gamma - C_2 \varpi_{1,n} - 2\zeta. \quad (16)$$

(ii) If (D) holds and $|\delta_n|_\infty$ obeys (15) for some large enough constant $C_1 := C_1(\bar{b}, \underline{b}, K, q) > 0$, then there exists a constant $C_2 := C_2(\bar{b}, \underline{b}, K, q) > 0$ such that

$$\mathbb{P}_1(T_n > q_{T_n^*|X_1^n}(1-\alpha)) \geq 1 - \gamma - C_2 \{\varpi_{1,n} + \varpi_{2,n}\} - 2\zeta. \quad (17)$$

Remark 5 (Rate-optimality on the change point detection for sparse alternatives) For i.i.d. Gaussian errors $\xi_i \sim N(0, Id_p)$ in the mean-shift model (1), the change point detection boundary is characterized in Enikeeva and Harchaoui (2019). Suppose a change $a > 0$ occurs in the first k components of $\delta_n = (a, \dots, a, 0, \dots, 0)^\top$ at the location m in the sequence X_1, \dots, X_n . Following Enikeeva and Harchaoui (2019), we consider the scaling limit $p = n^{c_1}$ and $k = p^{1-c_2}$ for some $c_1 > 0$ and $c_2 \in [0, 1]$. If $c_2 \in (1/2, 1)$, then the number of components with a change point is highly sparse. In this case, the minimax separation for H_0 and H_1 is given by $a = r_p \sqrt{\log(p)/nt_m(1-t_m)}$. Specifically, detection is impossible if $\limsup_{p \rightarrow \infty} r_p < \sqrt{2c_2 - 1}$ and detection is possible if $\liminf_{p \rightarrow \infty} r_p > \sqrt{2c_2/(1 - \log 2)}$. Choosing $\alpha_n = n^{-c}$ for some constant $c > 0$ in Corollary 3.2 and Theorem 3.3, we see that if $a \geq C_* \sqrt{\log(\zeta^{-1}) \log(p)/nt_m(1-t_m)}$ for some large constant $C_* > 0$, then our bootstrap CUSUM change point test achieves the minimax separation rate in the high sparsity regime (with stronger side conditions to ensure the bootstrap validity). Hence, the signal strength requirement for detection in the proposed bootstrap test achieves the minimax optimal rate under the sparse alternatives. On the other hand, under the dense alternatives $c_2 \in [0, 1/2]$, our bootstrap CUSUM test remains consistent in detection in the sense that the sum of type I and type II errors converges to zero. However, in such case, the bootstrap CUSUM test does not achieve the detection boundary and the minimax separation rate (Enikeeva and Harchaoui, 2019). \square

Remark 6 (Monotonicity of power in the signal strength) Inspecting the proof of Theorem 3.3, we see that the type II error of the bootstrap CUSUM test is bounded by a

probability depending on the change point signal strength $|\delta_n|_\infty$ and location m (cf. equation (44) in the SM Section B). Specifically,

$$\text{Type II error} \leq \mathbb{P}_1(\tilde{T}_n \geq \tilde{\Delta} - q_{T_n^*|X_1^n}(1 - \alpha)),$$

where $\tilde{\Delta} = \sqrt{nt_m(1 - t_m)}|\delta_n|_\infty$, $\tilde{T}_n = \max_{s \leq n \leq n-s} |Z_n^\xi(s)|$, and $Z_n^\xi(s)$ are the CUSUM statistics computed on the ξ_1^n noise random vectors. Since the distribution of \tilde{T}_n does not depend on δ_n and the conditional quantile $q_{T_n^*|X_1^n}(1 - \alpha)$ is bounded by $O(\sqrt{\log(np)})$ with high probability under H_1 , the power of the bootstrap CUSUM test is lower bounded by a quantity that is non-decreasing in $|\delta_n|_\infty$. Simulation examples in Section 4 confirm our theoretical observation. In addition, since $t_m(1 - t_m)$ is maximized at $t_m = 1/2$, a change point near the middle is easier to detect than it is near the boundary. \square

3.2. Rate of convergence of the change point location estimator

Our third main result is concerned with the rate of convergence of the change point location estimator $t_{\hat{m}_\theta}$, where \hat{m}_θ is defined through (9) and (8). We first consider the case of $\theta = 1/2$ corresponding to the covariance stationary CUSUM statistics.

Theorem 3.4 (Main result III: rate of convergence for change point location estimator): $\theta = 1/2$) Suppose that (B) holds and H_1 is true. Suppose that $\log(\gamma^{-1}) \leq K \log(np)$ for some constant $K > 0$.

(i) If (C) holds, then there exists a constant $C := C(\bar{b}, K) > 0$ such that

$$\mathbb{P}_1\left(|t_{\hat{m}_{1/2}} - t_m| \leq \frac{C \log^2(np)}{\sqrt{nt_m(1 - t_m)}|\delta_n|_\infty}\right) \geq 1 - \gamma. \quad (18)$$

(ii) If (D) holds with $q > 2$, then there exists a constant $C := C(\bar{b}, K, q) > 0$ such that

$$\mathbb{P}_1\left(|t_{\hat{m}_{1/2}} - t_m| \leq \frac{Cn^{1/q}(\log(np) + \gamma^{-1/q})}{\sqrt{nt_m(1 - t_m)}|\delta_n|_\infty}\right) \geq 1 - \gamma. \quad (19)$$

Note that the non-degeneracy Condition (A) is not needed in estimating the change point location. Consider a fixed $t_m \in (0, 1)$ as a leading example in Remark 4. Theorem 3.4 guarantees consistency of $t_{\hat{m}_{1/2}}$ if the signal strength satisfying: i) $|\delta|_\infty \gg n^{-1/2} \log^2(np)$ in the sub-exponential moment case; ii) $|\delta|_\infty \gg n^{-1/2+1/q} \log(np)$ in the polynomial moment case. From Part (i) of Theorem 3.4, it should also be noted that the change point location estimator $t_{\hat{m}_{1/2}}$ does not attain the optimal rate of convergence. Consider the setup where $t_m \in (0, 1)$, $p = 1$, and $|\delta_n| = c$ is a constant signal. Then the rate of convergence in (18) reads $O(\log^2(n)/\sqrt{n})$; that is, up to a logarithmic factor, the change point estimator has the rate of convergence $n^{-1/2}$. In such setup, however, it is known that the best possible rate of convergence for estimating the change point location is n^{-1} (Hariz et al., 2007), which is achieved by maximizing $|Z_{0,n}(s)|$. Therefore, it is interesting to study the impact of dimensionality on the rate in the case of $\theta = 0$ when the true change point $t_m \in (0, 1)$ is fixed. This is the content of the next theorem. Denote $\underline{\delta}_n = \min_{j \in S} |\delta_{nj}|$.

Theorem 3.5 (Main result IV: rate of convergence for change point location estimator: $\theta = 0$) Suppose that (B) holds and H_1 is true with a change point m satisfying $c_1 \leq t_m \leq c_2$ for some constants $c_1, c_2 \in (0, 1)$. Suppose that $\log^3(np) \leq Kn$ and $\log(\gamma^{-1}) \leq K \log(np)$ for some constant $K > 0$.

(i) If (C) holds, then there exists a constant $C := C(\bar{b}, K, c_1, c_2) > 0$ such that

$$\mathbb{P}_1 \left(|t_{\hat{m}_0} - t_m| \leq \frac{C \log^4(np)}{n \underline{\delta}_n^2} \right) \geq 1 - \gamma. \quad (20)$$

(ii) If (D) holds for some $q \geq 2$, then there exists a constant $C := C(\bar{b}, K, q, c_1, c_2) > 0$ such that

$$\mathbb{P}_1 \left(|t_{\hat{m}_0} - t_m| \leq \frac{C \log(np)}{n \underline{\delta}_n^2} \max \left\{ 1, \frac{n^{2/q} \log(np)}{\gamma^{2/q}} \right\} \right) \geq 1 - \gamma. \quad (21)$$

Based on Theorem 3.5, we see that the dimension impacts the optimal rate of convergence for estimating the change point location only on the logarithmic scale. Compared with Theorem 3.4, we see that faster convergence of $t_{\hat{m}_0}$ than that of $t_{\hat{m}_{1/2}}$ is possible when $t_m \in (0, 1)$ is fixed and the dimension is allowed to grow sub-exponentially fast in the sample size. On the other hand, $t_{\hat{m}_{1/2}}$ is more robust to estimate the change point when its location is near the boundary, i.e., $t_m \rightarrow 0$ and $t_m \rightarrow 1$ are allowed to maintain the consistency in Theorem 3.4; see our simulation result in Section 4 for numeric comparisons.

3.3. Rate of convergence of BABS

Under the multiple mean-shifts model (10), we consider the testing problem for H_0 against the alternative hypothesis with multiple change points

$$H'_1 : \delta_n^{(k)} \neq 0 \text{ for some } 1 = m_0 < m_1 < \dots < m_\nu < m_{\nu+1} = n \text{ and } \nu \geq 1. \quad (22)$$

The following Lemma 3.6 controls the power of our bootstrap CUSUM test based on T_n^* in (7) in presence of multiple change points. This is the initial step of the BABS (Algorithm 1) and the power control is crucial for deriving the overall rate of convergence of recursively estimating the multiple change points. Denote $\bar{\delta}_n = \min_{k=1, \dots, \nu} |\delta_n^{(k)}|_\infty$.

Lemma 3.6 (Power of the bootstrap CUSUM test under H'_1) Suppose H'_1 is true under the multiple mean-shift model (10) with $\{m_k\}_{k=1}^\nu \subset [\underline{s}, n - \underline{s}]$. Assume (A), (B) and $\min_{k=0, \dots, \nu} |m_{k+1} - m_k| \geq D_\nu$ for some $D_\nu > \underline{s}$. Let $\zeta \in (0, 1/2)$ and $\gamma \in (0, e^{-1})$ such that $\log(\gamma^{-1}) \leq K \log(np)$ for some constant $K > 0$.

(i) If (C) holds and

$$\max_{k=1, \dots, \nu} \frac{D_\nu^2 \bar{\delta}_n}{\sqrt{n^3 t_{m_k} (1 - t_{m_k})}} \geq C_1 \left[\sqrt{\log(\zeta^{-1}) \log(np) + \nu^2 \log(np/\alpha)} \right] \quad (23)$$

for some large enough constant $C_1 := C_1(\bar{b}, \underline{b}, K) > 0$, then there exists a constant $C_2 := C_2(\bar{b}, \underline{b}, K) > 0$ such that (16) holds.

(ii) If (D) holds and $|\delta_n|_\infty$ obeys (23) for some large enough constant $C_1 := C_1(\bar{b}, \underline{b}, K, q) > 0$, then there exists a constant $C_2 := C_2(\bar{b}, \underline{b}, K, q) > 0$ such that (17) holds.

Remark 7 (Comments on the signal strength under multiple change points alternative) *The signal strength on the LHS of (23) depends on the smallest mean shift $\bar{\delta}_n$ in ℓ^∞ -norm and change point locations that are closest to boundary, which is the most difficult situation for CUSUM statistic to detect mean change. If $\nu = 1$, then $D_\nu = \min\{m, n - m\}$ and $m(n - m)/n \leq D_\nu \leq 2m(n - m)/n$. Thus the LHS of (23) has the same order as $n^{1/2}(t_m(1 - t_m))^{3/2}|\delta_n|_\infty$, which is stronger than the requirement of lower bound $n^{1/2}(t_m(1 - t_m))^{1/2}|\delta_n|_\infty$ in Theorem 3.3. This extra cost comes from handling the possible mean shift cancellation in analyzing the general case of multiple change points. If the single change point is bounded from boundaries (i.e., t_m can be treated as a constant), then Lemma 3.6 gives the same lower bound (15) as in Theorem 3.3. \square*

Now we turn to the bootstrap-assisted binary segmentation algorithm BABS(α, b, e). We make the following assumptions in addition to (A)-(D).

- a) $\min_{k=0, \dots, \nu} |m_{k+1} - m_k| \geq D_\nu$, where $D_\nu \geq n^\Theta$ for some $\Theta \leq 1$.
- b) $\min_{k=1, \dots, \nu} \min_{j \in \mathcal{D}_k} |\delta_{nj}^{(k)}| \geq \underline{\delta}_n$, where $\mathcal{D}_k = \{1 \leq j \leq p : \delta_{nj}^{(k)} \neq 0\}$ and $\underline{\delta}_n \geq n^{-\omega}$ for some $\omega \geq 0$.
- c) $\Theta - \frac{\omega}{2} > \frac{3}{4}$.
- d) $n^{\frac{3}{2}\Theta - 1 - \omega} > C \max\{\log^2(np), \sqrt{\log(\zeta^{-1}) \log(np) + \nu^2 \log(np/\alpha)}\}$, where ζ, K are constants defined in Lemma 3.6. Here $C > 0$ is a constant depending only on $\bar{b}, \underline{b}, K$ under (C) and on $\bar{b}, \underline{b}, K, q$ under (D).
- e) $\epsilon_n < \underline{s} < D_\nu$, where ϵ_n is defined in (24) below.

Assumptions a)-c) are standard signal separation and strength requirements in estimating the multiple change point locations via binary segmentation, see e.g., Theorem 1 in (Fryzlewicz, 2014). Assumption d) ensures that the bootstrap CUSUM test is able to consistently detect the mean-shift signals (cf. Lemma 3.6). Under Assumption d), the expected signal size $|\mathbb{E}Z_{n,b,e}(s)|_\infty$ dominates the random behavior of $Z_{n,b,e}(s)$, thus obeying (23) with large probability. Assumption e) is a minimal condition on the boundary removal parameter \underline{s} , which is smaller than the separation distance between any consecutive change points and larger than the rate of convergence ϵ_n for consistently estimating all change point locations. Note that the signal strength requirement in estimation depends on $\min_{j \in \mathcal{D}_k} |\delta_{nj}^{(k)}|$ in assumption b), which is typically stronger than $\max_{1 \leq j \leq p} |\delta_{nj}^{(k)}|$ used in the testing problem.

Theorem 3.7 (Main result V: rate of convergence of BABS) *Let $\hat{\nu}$ denote the number of change points and $\hat{m}_1 < \dots < \hat{m}_{\hat{\nu}}$ the change point locations estimated from BABS($\alpha, 1, n$). Assume (A), (B) and a)-e) hold. Let $\gamma \in (0, e^{-1})$ such that $\log(\gamma^{-1}) \leq K \log(D_\nu p) \leq K \log(np)$ and ζ is defined as in Theorem 3.3. Define*

$$\epsilon_n = \begin{cases} \frac{n^2 \log^4(np)}{D_\nu^2 \bar{\delta}_n^2}, & \text{if (C) holds} \\ \frac{n^{2+6/q} (\log^2(np) + \gamma^{-2/q})}{D_\nu^2 \bar{\delta}_n^2}, & \text{if (D) holds} \end{cases}. \quad (24)$$

(i) If (C) holds, then there exist constants $C_0 = C_0(\bar{b}, \underline{b}, K)$, $C'_0 = C'_0(\alpha, \bar{b}, K)$ such that

$$\mathbb{P}(\mathcal{S}_n) \geq 1 - 2\gamma - \nu(\gamma + 2\zeta + C_0\varpi_{1,n}) - (\nu + 1)\alpha,$$

where $\mathcal{S}_n = \{\hat{\nu} = \nu \text{ and } \max_{k=1, \dots, \nu} |\hat{m}_k - m_k| \leq C'_0 \epsilon_n\}$.

(ii) If (D) holds, then there exist constants $C_0 = C_0(\bar{b}, \underline{b}, K, q)$, $C'_0 = C'_0(\alpha, \bar{b}, K, q)$ such that

$$\mathbb{P}(\mathcal{S}_n) \geq 1 - 2\gamma - \nu\{\gamma + 2\zeta + C_0(\varpi_{1,n} + \varpi_{2,n})\} - (\nu + 1)\alpha.$$

Theorem 3.7 reveals an interesting size-power trade-off of the BABS algorithm in multiple change point detection and estimation. For smaller α , stronger signal strength and larger change point separation are needed to fulfill Assumption d) required by Theorem 3.7. For larger α , the bootstrap CUSUM test used in BABS tends to reject more H_0 and consequently the BABS is likely to over-estimate the number of change points under H'_1 . This is reflected by the multiple testing term $(\nu + 1)\alpha$ in the lower bound of $\mathbb{P}(\mathcal{S}_n)$ in Theorem 3.7. Moreover, under H'_1 , both type I error (quantified by α) and type II error (quantified by ζ), together with their Bonferroni type multiple testing adjustment (quantified by ν), affect consistency of the BABS algorithm.

Binary segmentation was also considered in Cho and Fryzlewicz (2015) and Cho (2016), both of which are consistent under their own conditions with different rate of convergence ϵ_n . Our rate of ϵ_n is similar to that in Cho and Fryzlewicz (2015) up to a logarithmic factor when $\Theta \in (3/4, 1]$ and it is sharper than that in Cho (2016) for sparse alternative. Comparisons on explicit rates are given in Remark 11 in the SM.

4. Simulation studies

In this section, we perform extensive simulation studies to investigate the size and power of the proposed bootstrap change point test, the estimation error of the change point location(s), as well as empirical performance of BABS. In all setups, 200 bootstrap samples (if necessary) are drawn for each simulation.

4.1. Setup

We generate i.i.d. ξ_i in the mean-shift model (1) from three distributions.

- (a) Multivariate Gaussian distribution: $\xi_i \sim N(0, V)$.
- (b) Multivariate elliptical t -distribution with degree of freedom ν : $\xi_i \sim t_\nu(V)$ with the probability density function (Muirhead, 1982, Chapter 1)

$$f(x; \nu, V) = \frac{\Gamma(\nu + p)/2}{\Gamma(\nu/2)(\nu\pi)^{p/2} \det(V)^{1/2}} \left(1 + \frac{x^\top V^{-1}x}{\nu}\right)^{-(\nu+p)/2}.$$

The covariance matrix of ξ_i is $\Sigma = \nu/(\nu - 2)V$. In our simulation, we use $\nu = 6$.

(c) Contaminated Gaussian: $\xi_i \sim \text{ctm-Gaussian}(\varepsilon, \nu, V)$ with density

$$f(x; \varepsilon, \nu, V) = (1 - \varepsilon) \frac{\exp\left(-\frac{x^\top V^{-1}x}{2}\right)}{(2\pi)^{p/2} \det(V)^{1/2}} + \varepsilon \frac{\exp\left(-\frac{x^\top V^{-1}x}{2\nu^2}\right)}{(2\pi\nu^2)^{p/2} \det(V)^{1/2}}.$$

The covariance matrix of ξ_i is $\Sigma = [(1 - \varepsilon) + \varepsilon\nu^2]V$. We will fix $\varepsilon = 0.2$ and $\nu = 2$.

We consider three cross-sectional dependence structures of V for each distribution.

- (I) Independent: $V = \text{Id}_p$, where Id_p is the $p \times p$ identity matrix.
- (II) Strongly dependent (compound symmetry): $V = 0.8J + 0.2\text{Id}_p$, where J is the $p \times p$ matrix containing all ones.
- (III) Moderately dependent (autoregressive): $V_{ij} = 0.8^{|i-j|}$.

4.2. Simulation results for single change point model.

4.2.1. Size of the bootstrap CUSUM test

We fix the sample size $n = 500$ and vary the dimension $p = 10, 300, 600$. For the bootstrap CUSUM test, we set the boundary removal parameter $\underline{s} = 30, 40$. For a significance level $\alpha \in (0, 1)$, we denote $\hat{R}(\alpha)$ as the proportion of empirically rejected null hypothesis in 1000 simulations.

Under H_0 , the upper half of Table 1 reports the uniform error-in-size $\sup_{\alpha \in (0, 1)} |\hat{R}(\alpha) - \alpha|$, a quantity that reflects the Kolmogorov distance between distributions of T_n and its bootstrap analog T_n^* : the smaller uniform error-in-size, the closer $\rho^*(T_n, T_n^*)$. Each column corresponds to a combination of noise distributions and cross-sectional dependence structures. The lower half of Table 1 shows the empirical type I error $\hat{R}(\alpha)$ at the significance level $\alpha = 0.05$. We can draw several conclusions for our bootstrap CUSUM test by comparing results under different choices of boundary removal parameter, distribution family, and cross-sectional dependence structure. First, in most cases the uniform error-in-size of $\underline{s} = 40$ are smaller than those of $\underline{s} = 30$, meaning that the greater the \underline{s} , the better the approximation under H_0 . Moreover, $\hat{R}(0.05)$ is generally close to the nominal size 0.05 for $\underline{s} = 40$. Next, uniform errors-in-size is usually smaller for the Gaussian distribution than that of t_6 or ctm-Gaussian cases. Lower Table 1 delivers a similar message that Gaussianity helps to control $\hat{R}(0.05)$. Finally, our method is robust to the cross-sectional dependence structure. In many cases, stronger dependence (II>III>I) is more beneficial for reducing the approximation errors. In summary, size can be better controlled if \underline{s} is large, data are Gaussian distributed, and strong cross-sectional dependence exists. As a visualization of the accuracy for size control, Figure 1 displays three example curves of $\hat{R}(\alpha)$ for our proposed test where $p = 600, \underline{s} = 40$. The rejection rate $\hat{R}(\alpha)$ follows closely along the diagonal line in dash (i.e. the line of $\hat{R}(\alpha) = \alpha$).

A thorough comparison between our bootstrap CUSUM test and two benchmark methods (i.e., bootstrap log-ratio of maximized likelihood test and the oracle test with known

covariance matrix) can be found in the SM Section D.1. In SM Section D.1, we also compare our method with the test statistics in Jirak (2015) (denoted as B_n) and Enikeeva and Harchaoui (2019) (denoted as ψ) under the setting $n = 500, p = 600, \underline{s} = 40$.

Table 1. Uniform error-in-size, $\sup_{\alpha \in [0,1]} |\hat{R}(\alpha) - \alpha|$, and empirical type I error with nominal level 0.05, $\hat{R}(0.05)$, for our bootstrap CUSUM test under H_0 , where $p = 10, 300, 600, \underline{s} = 30, 40$ and data are simulated from all combinations of distribution families and covariance dependence structures.

		Gaussian			t_6			ctm-Gaussian		
		I	II	III	I	II	III	I	II	III
$\sup_{\alpha \in [0,1]} \hat{R}(\alpha) - \alpha $										
$p = 10$	$\underline{s} = 30$	0.034	0.036	0.041	0.048	0.041	0.039	0.036	0.042	0.021
	$\underline{s} = 40$	0.042	0.034	0.037	0.043	0.037	0.033	0.041	0.042	0.043
$p = 300$	$\underline{s} = 30$	0.054	0.051	0.050	0.085	0.036	0.049	0.115	0.025	0.065
	$\underline{s} = 40$	0.046	0.026	0.035	0.058	0.030	0.040	0.057	0.032	0.055
$p = 600$	$\underline{s} = 30$	0.051	0.035	0.048	0.122	0.044	0.088	0.103	0.030	0.096
	$\underline{s} = 40$	0.060	0.055	0.046	0.083	0.038	0.087	0.079	0.026	0.057
$\hat{R}(0.05)$										
$p = 10$	$\underline{s} = 30$	0.051	0.052	0.051	0.044	0.056	0.034	0.043	0.056	0.052
	$\underline{s} = 40$	0.046	0.055	0.052	0.045	0.050	0.048	0.054	0.053	0.040
$p = 300$	$\underline{s} = 30$	0.026	0.054	0.039	0.018	0.034	0.018	0.021	0.043	0.027
	$\underline{s} = 40$	0.045	0.043	0.044	0.024	0.046	0.036	0.026	0.056	0.034
$p = 600$	$\underline{s} = 30$	0.026	0.060	0.027	0.010	0.034	0.020	0.010	0.053	0.019
	$\underline{s} = 40$	0.031	0.038	0.036	0.020	0.044	0.016	0.015	0.042	0.027

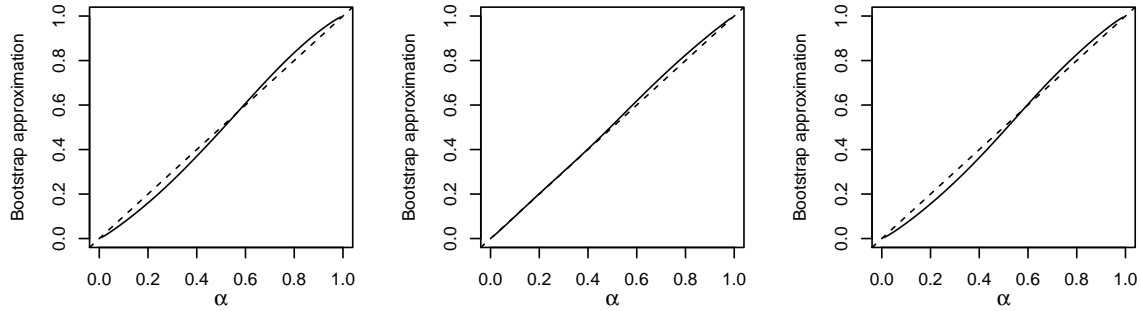


Fig. 1. Empirical rejection rate, $\hat{R}(\alpha)$, in selected data generating schemes under H_0 : (Left) Gaussian distribution with Covariance I; (Middle) t_6 distribution with Covariance II; (Right) ctm-Gaussian distribution with Covariance III. Parameters: $n = 500, p = 600, \underline{s} = 40$.

4.2.2. Power of the bootstrap CUSUM test

Under $H_1 : \mu_1 = \dots = \mu_m \neq \mu_{m+1} = \dots = \mu_n$, we consider the single change point location m at $\{50, 150, 250\}$ (i.e., $t_m = m/n = 1/10, 3/10, 5/10$ for $n = 500$). Denote k

as the number of components that have change points, i.e., $\delta_{n,1} = \dots = \delta_{n,k} \neq 0$. Two types of the mean-shift signal are considered: $k = 1$ for sparse signal and $k = 50$ for dense signal. Due to the space limit, we only present the sparse alternative case of $k = 1$ in this section, and results of dense signal for ψ can be found in the SM Section D.4. To analyze the power under H_1 , we fix $n = 500$, $p = 600$, $\underline{s} = 40$ and the significance level $\alpha = 0.05$.

We first investigate the impact of change point location and distribution to our test. Figure 2(a) shows the empirical power curves v.s. the signal strength $|\delta_n|_\infty = |\delta_{n,1}|$. In all cases, the powers monotonically increase and eventually reach 1 as $|\delta_n|_\infty$ gets large enough. Comparing the three curves corresponding to ctm-Gaussian distribution (I) in Figure 2(a), we observe that change points closer to boundaries are harder to detect at the same signal strength. When we narrow down to the four curves corresponding to $t_m = 1/10$, we can see the distributional influence: Gaussianity and cross-sectional dependence is helpful to improve the power. More simulation results of powers can be found in Table 7 in the SM Section D.4.

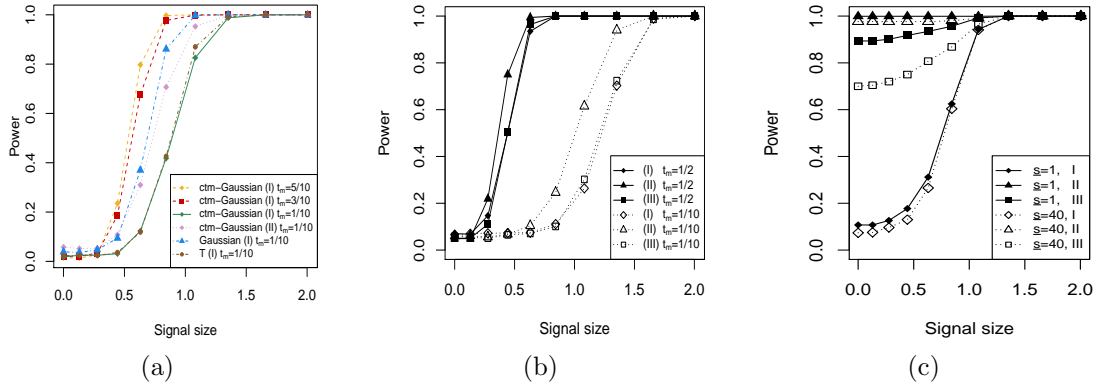


Fig. 2. Power curves under sparse alternative: (a) T_n^* (our) under selected distributions, covariances and $t_m = 1/10, 3/10, 5/10$; (b) B_n (Jirak, 2015) under t_6 distribution, three covariances and $t_m = 1/2, 1/10$; (c) original and improved ψ (i.e., $\underline{s} = 1$ and $\underline{s} = 40$) (Enikeeva and Harchaoui, 2019) under Gaussian distribution, three covariances and $t_m = 1/2$. Parameters: $n = 500, p = 600$.

Next, we compare our method with B_n of Jirak (2015) and ψ of Enikeeva and Harchaoui (2019). Figure 2(b) shows power trends of B_n under t -distributed data for $k = 1$ when $t_m = 1/2, 1/10$. The test B_n performs better for central change point ($t_m = 1/2$) than boundary change point ($t_m = 1/10$). Compared to Figure 2(a), we see that boundary change point brings more challenge to B_n than to our test because our powers increase faster than B_n under the same setup. Table 8 in the SM Section D.4 gives a more detailed power report of B_n in all scenarios under sparse H_1 . We note that although B_n returns slightly higher power than ours at $t_m = 1/2$, it is computed with true long-run variance and it tends to over reject H_0 (i.e., size distortion). Figure 2(c) displays power trends of the ψ ($\underline{s} = 1$, no boundary removal) and ψ -improved (boundary removal with $\underline{s} = 40$) for Gaussian distributed data at $t_m = 1/2$. Neither ψ test has valid power curve when

the independent covariance assumption is violated. Furthermore, unreported results (due to the space concern) show invalid power curves in all other non-Gaussian distributed data. It is unsurprising since ψ suffers from serious size distortion (cf. Table 6 in the SM Section D.4). We refer to Table 9 in the SM Section D.4 for complete power reports of ψ in Gaussian scenarios with independent components under both sparse and dense H_1 .

4.2.3. Performance of the location estimators

Now we examine the performance of our location estimators $t_{\hat{m}_{1/2}}$ and $t_{\hat{m}_0}$ under sparse alternative where $t_m = 1/10, 3/10, 5/10$. The performance measure is the root-mean-square error (RMSE). Figure 3 shows comparison between $t_{\hat{m}_{1/2}}$ and $t_{\hat{m}_0}$ across different change point locations and signal sizes $|\delta_n|_\infty$. First, Figure 3(a) illustrates that boundary change points (such as $t_m = 1/10$) are harder to estimate as the RMSEs are uniformly larger than that for $t_m = 5/10$. Second, as implied by Theorem 3.4 and 3.5, RMSEs of $t_{\hat{m}_0}$ are smaller than that of $t_{\hat{m}_{1/2}}$ at $t_m = 1/2$ because $Z_{\theta,n}(s)$ assigns less weights to the boundary points for smaller values of θ . This is also empirically confirmed by Figure 3(b): $t_{\hat{m}_{1/2}}$ is more in favor of boundary points when $|\delta_n|_\infty = 0$, and $t_{\hat{m}_0}$ slightly leans to the center when change ($|\delta_n|_\infty = 0.842$) is not in the middle of sequence.

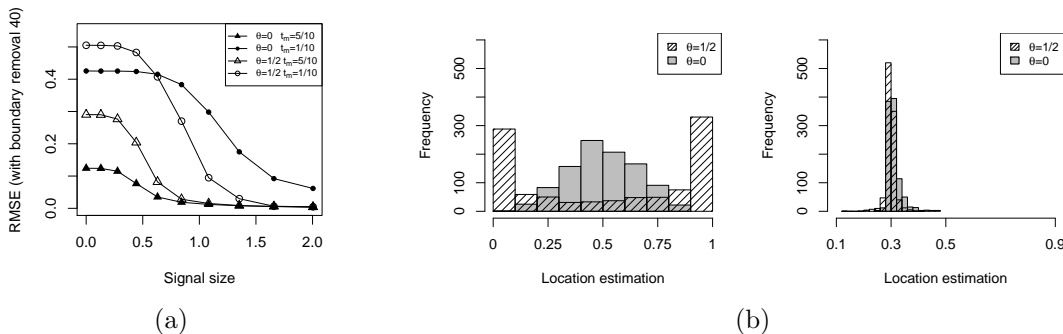


Fig. 3. Comparison of our two estimators $t_{\hat{m}_{1/2}}$ and $t_{\hat{m}_0}$: (a) RMSEs v.s. $|\delta_{n,1}|$ for $t_m = 1/10, 5/10$ under ctm -Gaussian distribution with Covariance III; (b) histograms of estimated $t_m = 3/10$ over 1000 simulation for two scales of θ at $\delta_{n,1} = 0$ under t_6 distribution with Covariance II (left) and at $\delta_{n,1} = 0.842$ under Gaussian distribution with Covariance I (right). Parameters: $n = 500, p = 600$.

Next, we compare our estimators with Wang and Samworth (2018) and Cho and Fryzlewicz (2015). In Wang and Samworth (2018), a projection based estimator `Inspect` is proposed. Theoretical analysis of this algorithm requires the data follow Gaussian distribution. In Cho and Fryzlewicz (2015), the proposed `SBS` estimator is the maximizer of threshold ℓ^1 -aggregated CUSUM statistics after thresholding. This method is sensitive to threshold tuning parameters selected by bootstrap. Both approaches allow multiple change points. For now, we first compare with their single change point versions (see R packages `InspectChangepoint` and `hdbinseg`). We also include a truncated version of our location estimator $\hat{m}_\theta = \operatorname{argmax}_{s \leq s < n-s} |Z_{\theta,n}(s)|_\infty$ (cf. Remark 3) for fair comparison. Both $k = 1, 50$ are considered, where k represents signal density ($\delta_{n,1} = \dots = \delta_{n,k} \neq 0$).

Figure 4(a) compares our non-truncated $t_{\hat{m}_0}$ with **Inspect** that has no boundary removal, where $t_m = 3/10$ and data are t_6 distributed with Covariance II. The RMSEs of our estimator is uniformly smaller than **Inspect** if $k = 1$ or data do not have an isotropic Gaussian distribution. Figure 4(b) shows non-monotone RMSEs of **SBS** returned from **hdbinseg** when $\underline{s} = 40, t_m = 5/10, k = 1$ and data are from **ctm-Gaussian** with Covariance II. We also note that the empirical detection rate of change point drops from 91% to 72% when $|\delta_n|_\infty$ grows from 0.84 to 2. Although the **SBS** works well for $t_m = 5/10, k = 50$ or $t_m = 1/10, k = 1$ (cf. SM Section D.2), it means that large CUSUM values under sparse H_1 may lead to unreasonable selection of their threshold. The full RMSEs of our method with sparse signal and selected RMSEs of Wang and Samworth (2018) and Cho and Fryzlewicz (2015) are reported in Table 10, 11 and 12 in the SM Section D.2.

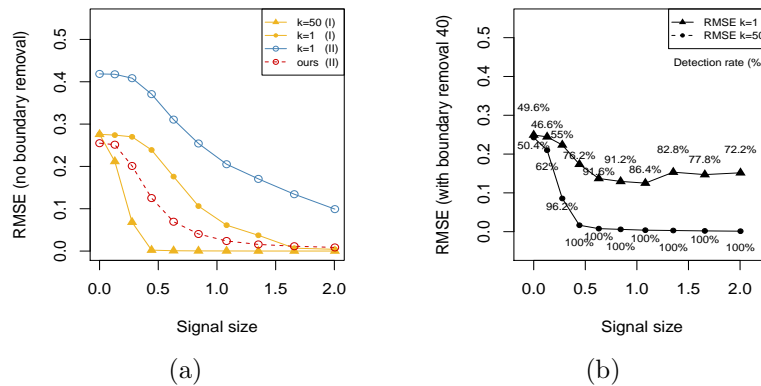


Fig. 4. RMSEs: (a) **Inspect** under t_6 distribution with Covariance II and $t_m = 3/10$; (b) **SBS** under **ctm-Gaussian** distribution with Covariance II and $t_m = 5/10$. Parameters: $n = 500, p = 600$.

4.3. Multiple change points estimation using BABS

In the multiple change-point scenario, we first consider the k -th component of $\delta_n^{(k)}$ to have the same mean shift, i.e. $\delta_{n,1}^{(1)} = \delta_{n,2}^{(2)} = \dots = \delta_{n,\nu}^{(\nu)} = \delta \neq 0$. Since change point estimation can be viewed as a special case of clustering, the accuracy (consistency) can be measured by the Adjusted Rand Index (ARI) (Rand, 1971, Hubert and Arabie, 1985). We also report the average ARI over 500 simulations. The bootstrap resampling is $B = 200$.

First, we provide simulation results for BABS using t_6 distribution with Covariance III as an illustrative example. We consider $n = 1000, p = 1200, \underline{s} = 40, \alpha = 0.05$ and the two change points $(m_1, m_2) = (300, 600)$. From Table 2 (left), we see that when signal is small (e.g., $\delta = 0.317$), BABS cannot locate mean shift accurately. As signal gets larger, both the number and the locations of change points can be estimated more consistently, and ARI is also increasing to 1 (i.e., perfect estimation). We further add one more change point, $(m_1, m_2, m_3) = (300, 600, 800)$. Table 2 (right) shows that the estimation is slightly worse under the same signal size in the left. This is because the effective sample size cuts down after each binary segmentation and one more multiple testing adjustment is needed

in the stopping criterion of BABS. Nonetheless, our algorithm eventually detects all change points consistently when signal is large enough (e.g., $\delta = 2$). Figure 11 and 12 in the SM Section D.4 visualize this observation for the two cases, respectively.

Table 2. Counts of estimated $\hat{\nu}$ and ARI along δ in multiple change point setup for BABS, where $(m_1, m_2) = (300, 600)$ (left) and $(m_1, m_2, m_3) = (300, 600, 800)$ (right). The numbers of correct estimation in each column are highlighted in bold. (Parameters: $n = 1000, p = 1200, \underline{s} = 40, \alpha = 0.05$ and data are from t_6 -distribution with Covariance III.)

	$(m_1, m_2) = (300, 600)$					$(m_1, m_2, m_3) = (300, 600, 800)$				
δ	0	0.317	0.733	1.282	2.004	0	0.317	0.733	1.282	2.004
0	497	378	1	0	0	491	360	0	0	0
Estimated 1	3	117	13	0	0	9	133	5	0	0
number of 2	0	5	458	464	470	0	7	141	0	0
change 3	0	0	26	35	30	0	0	328	455	474
points 4	0	0	2	1	0	0	0	25	40	25
5	0	0	0	0	0	0	0	1	5	1
Sum	500	500	500	500	500	500	500	500	500	500
ARI	0.994	0.128	0.935	0.978	0.989	0.982	0.106	0.871	0.973	0.989

Next, we experiment the setup in Section 5.3 of Wang and Samworth (2018) to compare BABS with *Inspect*. Consider $n = 2000, p = 200, (m_1, m_2, m_3) = (500, 1000, 1500)$ and data are Gaussian distributed with identity cross-sectional covariance. We consider the complete-overlap mean structure, i.e., changes occur in the same k coordinates, and set $(|\delta_n^{(1)}|_2, |\delta_n^{(2)}|_2, |\delta_n^{(3)}|_2) = (\delta, 2\delta, 3\delta)$ for signal strength $\delta \in \{0.4, 0.6\}$. Table 3 below and Figure 13 in the SM Section D.4 summarize estimation performance of our BABS and the *Inspect*. If $k = 40, |\delta_n^{(i)}|_\infty = i \cdot \delta / \sqrt{k}$ is too small for our method to detect. However, when $k = 1$ such that $\delta_n^{(i)}, i = 1, 2, 3$ is sparse (with the ℓ^2 -norm unchanged), then our algorithm shows superiority in terms of both $\hat{\nu}$ and ARI. Again, our BABS algorithm has advantage when the ℓ^∞ -norm of signal is bounded below and likewise when data are non-Gaussian or cross-sectionally dependent as shown in Section 4.2.3 and 4.2.2. For comparison with Cho and Fryzlewicz (2015), Cho (2016), Jirak (2015), we refer to Section 5.3 of Wang and Samworth (2018) for a comprehensive simulation study.

5. Real data applications

5.1. Array CGH data

The microarray dataset aCGH from the *ecp* R package in James and Matteson (2015) consists of $p = 43$ individuals with bladder tumors. There are $n = 2215$ log-intensity-ratio fluorescent measurements of DNA segments that share almost identical change points because the individuals have the same disease. We set $B = 1000, \alpha = 0.05, \underline{s} = 60$. Our BABS finds 27 change points in the copy-number that are marked as red vertical dashed lines in Figure 5. Compared to *Inspect*, which identifies 254 change points by using

Table 3. Comparison between BABS and *Inspect* for complete-overlap mean structure of change points that are dense ($k = 40$) and sparse ($k = 1$). Parameters: $n = 2000, p = 200, (m_1, m_2, m_3) = (500, 1000, 1500)$ and $(|\delta_n^{(1)}|_2, |\delta_n^{(2)}|_2, |\delta_n^{(3)}|_2) = (\delta, 2\delta, 3\delta)$ for signal strength $\delta \in \{0.4, 0.6\}$.

Parameters in methods	$k = 40$				$k = 1$				
	$\delta = 0.4$		$\delta = 0.6$		$\delta = 0.4$		$\delta = 0.6$		
	BABS	<i>Inspect</i>	BABS	<i>Inspect</i>	BABS	<i>Inspect</i>	BABS	<i>Inspect</i>	
0	0	0	0	0	0	0	0	0	
Estimated	1	16	0	0	0	0	0	0	
number	2	329	426	194	182	14	466	0	172
of	3	121	71	206	295	399	30	438	305
change	4	28	3	83	17	78	4	56	19
points	5	6	0	16	6	7	0	6	4
	6	0	0	1	0	2	0	0	0
Sum		500	500	500	500	500	500	500	500
ARI		0.591	0.711	0.683	0.854	0.941	0.704	0.975	0.883

the default threshold, our discovery is more reasonable and stable under the existence of outliers (e.g., the segment (1724,1836) or (1965, 2044)).

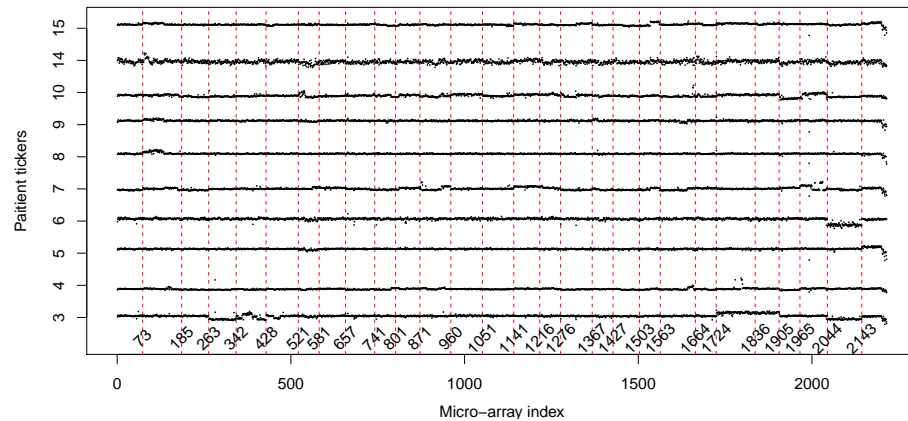


Fig. 5. Change point estimation in the log-intensity-ratio fluorescent measurements of aCGH data (the first 10 patients displayed) estimated by BABS using whole aCGH data. Parameters: $n = 2215, p = 43, B = 1000, \alpha = 0.05, \underline{s} = 60$.

5.2. Stock return data

We run our block bootstrap CUSUM test and location estimators to stock return data that is available on <https://finance.yahoo.com>. The dataset (read through the R package *BatchGetSymbols*) contains daily closing prices of $p = 440$ stocks from the S&P500 index during the trading days between August 27, 2007 to August 24, 2009 ($n = 503$ time points).

The daily closing prices are transformed to log scales due to their multiplicative nature. For this dataset, the CUSUM test statistic $T_n = 38.699$. We set $\underline{s} = \lfloor 0.05n \rfloor = 25$, bootstrap repeats $B = 200$ and the block sizes $M = 1, 2, 5, 10$ for our block bootstrap calibration. Table 4 shows the (conditional) quantiles of our block bootstrap CUSUM test statistic. Compared with the critical value 8.861 corresponding to the 99%-quantile for $M = 10$, we reject H_0 . In addition, $\hat{m}_{1/2} = 265$ corresponds to September 12, 2008, the last trading day before Lehman Brothers Holdings Inc. declared bankruptcy on September 15, 2008. Figure 14 in the SM Section D.4 plots the top 5 stocks in this financial crash.

Table 4. Quantiles of bootstrapped CUSUM test statistic in the stock return data on log-scale for different block sizes.

	$M = 1$	$M = 2$	$M = 5$	$M = 10$
$q_{0.90}$	2.350	3.380	5.219	6.981
$q_{0.95}$	2.470	3.860	5.464	7.327
$q_{0.99}$	2.782	4.580	5.746	8.861

A binary segmentation extension based on the block bootstrap CUSUM test is considered as well. We implement this extension with $\hat{m}_{1/2}$ and \hat{m}_0 separately, whose estimations are shown in Figure 6 on top and bottom, respectively. We set $\underline{s} = 25$, $B = 400$, $M = 5$ and $\alpha = 0.05$ for both scenarios. Overall, the two estimators share common time points on detection when mean-shift signals are large enough. There are seven overlapping change points identified by both algorithms, and the one using $\hat{m}_{1/2}$ additionally locates June 12 and July 21 in 2008 but misses October 17, 2008. That is, in the interval between April 21 and September 12 in 2008, $\hat{m}_{1/2}$ is sensitive to change points on the boundary points (i.e., June 12 and July 21, 2008). However, \hat{m}_0 is sensitive to the middle change point, namely October 17, 2008, in the interval between September 12 and November 26 in 2008. This exactly reflects our observation in the simulation.

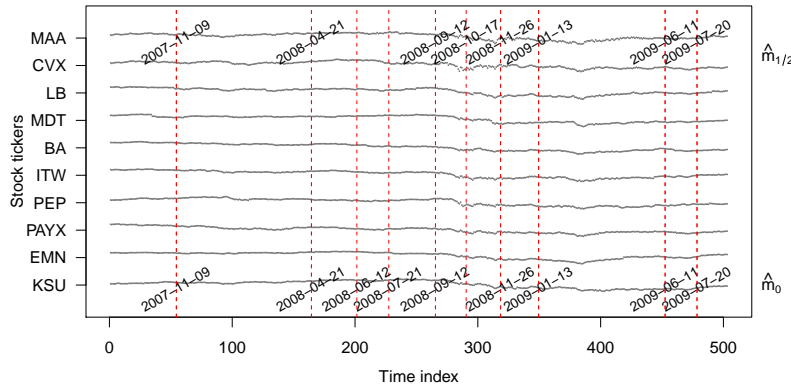


Fig. 6. Change points detected by extension of BABS using the block CUSUM bootstrap test and two different location estimators $\hat{m}_{1/2}$ and \hat{m}_0 in the stock return data on log-scale. Parameters: $\underline{s} = 25$, $B = 400$, $M = 5$ and $\alpha = 0.05$.

We would like to make two comments for this example. First, the estimator $\hat{m}_{1/2}$ is

compatible with our test statistic T_n using stationary weight $\theta = 1/2$, while \hat{m}_0 is also a reasonable choice since stock prices are likely to be integrated. Therefore, we evaluate both of them in this stock prices dataset. Second, neither of the two algorithms identifies change point between January 13, 2009 and June 11, 2009, even though there seems to be fluctuations in the mean return. One possible reason is that there exists non-synchronous change points (e.g., around time index at 380), which are not estimable. However, this is a common issue in multiple change-point analysis and it is necessary to make some minimal separation or spacing assumptions, cf. Fryzlewicz (2014), Cho and Fryzlewicz (2015), Cho (2016), Barigozzi et al. (2018).

Acknowledgments

The authors would like to thank two anonymous referees, an Associate Editor, and the Co-Editor Simon Wood for their careful and constructive comments that greatly improved the quality of this paper. This work was completed in part with the high-performance computing resource provided by the Illinois Campus Cluster Program at UIUC. X. Chen's research was supported in part by NSF DMS-1404891, NSF CAREER Award DMS-1752614, UIUC Research Board Awards (RB17092, RB18099), and a Simons Fellowship. X. Chen acknowledges that part of this work was carried out at the MIT Institute for Data, System, and Society (IDSS).

References

- Adamczak, R. (2008), 'A tail inequality for suprema of unbounded empirical processes with applications to Markov chains', *Electronic Journal of Probability* **13**(34), 1000–1034.
- Adamczak, R. (2010), 'A few remarks on the operator norm of random Toeplitz matrices', *Journal of Theoretical Probability* **23**(1), 85–108.
- Aue, A., Hörmann, S., Horváth, L. and Reimherr, M. (2009), 'Break detection in the covariance structure of multivariate time series models', *Annals of Statistics* **37**(6B), 4046–4087.
- Bai, J. (1997), 'Estimation of a change point in multiple regression models', *The Review of Economics and Statistics* **79**(4), 551–563.
- Barigozzi, M., Cho, H. and Fryzlewicz, P. (2018), 'Simultaneous multiple change-point and factor analysis for high-dimensional time series', *Journal of Econometrics* **206**(1), 187–225.
- Berkes, I., Gabrys, R., Horváth, L. and Kokoszka, P. (2009), 'Detecting changes in the mean of functional observations', *Journal of the Royal Statistical Society: Series B* **71**(5), 475–507.
- Bhattacharya, P. K. (1987), 'Maximum likelihood estimation of a change-point in the distribution of independent random variables: General multiparameter case', *Journal of Multivariate Analysis* **23**(2), 183–208.
- Bickel, P. J. and Levina, E. (2008a), 'Covariance regularization by thresholding', *Annals of Statistics* **36**(6), 2577–2604.
- Bickel, P. J. and Levina, E. (2008b), 'Regularized estimation of large covariance matrices', *Annals of Statistics* **36**(1), 199–227.
- Brodsky, B. E. and Darkhovsky, B. S. (1993), *Nonparametric methods in change point problems*, Netherlands: Springer.

- Cai, T. T., Zhang, C.-H. and Zhou, H. H. (2010), ‘Optimal rates of convergence for covariance matrix estimation’, *Annals of Statistics* **38**(4), 2118–2144.
- Cai, T. T. and Zhou, H. H. (2012), ‘Optimal rates of convergence for sparse covariance matrix estimation’, *Annals of Statistics* **40**(5), 2389–2420.
- Carlstein, E. (1988), ‘Nonparametric change-point estimation’, *Annals of Statistics* **14**(1), 188–197.
- Chen, X. (2018), ‘Gaussian and bootstrap approximations for high-dimensional U-statistics and their applications’, *Annals of Statistics* **46**(2), 642–678.
- Chen, X., Xu, M. and Wu, W. B. (2013), ‘Covariance and precision matrix estimation for high-dimensional time series’, *Annals of Statistics* **41**(6), 2994–3021.
- Chernoff, H. and Zacks, S. (1964), ‘Estimating the current mean of a normal distribution which is subjected to changes in time’, *Annals of Mathematical Statistics* **35**(3), 999–1018.
- Chernozhukov, V., Chetverikov, D. and Kato, K. (2013), ‘Gaussian approximations and multiplier bootstrap for maxima of sums of high-dimensional random vectors’, *Annals of Statistics* **41**(6), 2786–2819.
- Chernozhukov, V., Chetverikov, D. and Kato, K. (2017), ‘Central limit theorems and bootstrap in high dimensions’, *Annals of Probability* **45**(4), 2309–2352.
- Cho, H. (2016), ‘Change-point detection in panel data via double CUSUM statistic’, *Electronic Journal of Statistics* **10**(2), 2000–2038.
- Cho, H. and Fryzlewicz, P. (2015), ‘Multiple-change-point detection for high dimensional time series via sparsified binary segmentation’, *Journal of the Royal Statistical Society: Series B* **77**(2), 475–507.
- Csörgő, M. and Horváth, L. (1997), *Limit Theorems in Change-Point Analysis*, New York: Wiley.
- Enikeeva, F. and Harchaoui, Z. (2019), ‘High-dimensional change-point detection under sparse alternatives’, *Annals of Statistics* **47**(4), 2051–2079.
- Frick, K., Munk, A. and Sieling, H. (2014), ‘Multiscale change point inference’, *Journal of the Royal Statistical Society: Series B* **76**(3), 495–580.
- Fryzlewicz, P. (2014), ‘Wild binary segmentation for multiple change-point detection’, *Annals of Statistics* **42**(6), 2243–2281.
- Garreau, D. and Arlot, S. (2018), ‘Consistent change-point detection with kernels’, *Electronic Journal of Statistics* **12**(2), 4440–4486.
- Giné, E. and Nickl, R. (2015), *Mathematical foundations of infinite-dimensional statistical models*, Cambridge: Cambridge University Press.
- Hall, P. (1991), ‘On convergence rates of suprema’, *Probability Theory and Related Fields* **89**, 447–455.
- Harchaoui, Z. and Lévy-Leduc, C. (2010), ‘Multiple change-point estimation with a total variation penalty’, *Journal of the American Statistical Association* **105**(492), 1480–1493.
- Hariz, S. B., Wylie, J. J. and Zhang, Q. (2007), ‘Optimal rate of convergence for nonparametric change-point estimators for nonstationary sequences’, *Annals of Statistics* **35**(4), 1802–1826.
- Harlé, F., Chatelain, F., Gouy-Pailler, C. and Achard, S. (2016), ‘Bayesian model for multiple change-points detection in multivariate time series’, *IEEE Transactions Signal Processing* **64**(16), 4351–4362.
- Hinkley, D. V. (1970), ‘Inference about the change-point in a sequence of random variables’, *Biometrika* **57**(1), 1–17.
- Hubert, L. and Arabie, P. (1985), ‘Comparing partitions’, *Journal of Classification* **2**, 193–218.
- James, N. A. and Matteson, D. S. (2015), ‘ecp: An R package for nonparametric multiple change point analysis of multivariate data’, *Journal of Statistical Software* **62**(7), 1–25.

- Jirak, M. (2015), ‘Uniform change point tests in high dimension’, *Annals of Statistics* **43**(6), 2451–2483.
- Kokoszka, P. and Leipus, R. (2000), ‘Change-point estimation in ARCH models’, *Bernoulli* **6**(3), 513–539.
- Lai, T. L. (2001), ‘Sequential analysis: Some classical problems and new challenges’, *Statistica Sinica* **11**(2), 303–351.
- Leadbetter, M. R., Lindgren, G. and Rootzén, H. (1983), *Extremes and related properties of random sequences and processes*, New York: Springer-Verlag.
- Ledoux, M. and Talagrand, M. (1991), *Probability in Banach spaces: isoperimetry and processes*, New York: Springer-Verlag.
- Loader, C. R. (1996), ‘Change point estimation using nonparametric regression’, *Annals of Statistics* **24**(4), 1667–1678.
- Lorden, G. (1971), ‘Procedures for reacting to a change in distribution’, *Annals of Mathematical Statistics* **42**(6), 1897–1908.
- Muirhead, R. J. (1982), *Aspects of multivariate statistical theory*, New Jersey: John Wiley & Sons, Inc.
- Ombao, H., von Sachs, R. and Guo, W. (2005), ‘SLEX analysis of multivariate nonstationary time series’, *Journal of the American Statistical Association* **100**(470), 519–531.
- Page, E. S. (1955), ‘A test for a change in a parameter occurring at an unknown point’, *Biometrika* **42**(3), 523–527.
- Qiu, P. (2014), *Introduction to statistical process control*, Boca Raton: CRC Press.
- Rand, W. M. (1971), ‘Objective criteria for the evaluation of clustering methods’, *Journal of the American Statistical Association* **66**(336), 846–850.
- Resnick, S. I. (1987), *Extreme values, regular variation and point processes*, New York: Springer-Verlag.
- van der Vaart, A. W. and Wellner, J. A. (1996), *Weak convergence and empirical processes: with applications to statistics*, New York: Springer.
- Wald, A. (1945), ‘Sequential tests of statistical hypotheses’, *Annals of Mathematical Statistics* **16**(2), 117–186.
- Wald, A. and Wolfowitz, J. (1948), ‘Optimum character of the sequential probability ratio test’, *Annals of Mathematical Statistics* **19**(3), 326–339.
- Wang, D., Yu, Y. and Rinaldo, A. (2017), ‘Optimal covariance change point localization in high dimension’, *Preprint arXiv: 1712.09912*.
- Wang, T. and Samworth, R. J. (2018), ‘High dimensional change point estimation via sparse projection’, *Journal of Royal Statistical Society: Series B* **80**(1), 57–83.
- Woodall, W. and Ncube, M. (1985), ‘Multivariate CUSUM quality-control procedures’, *Technometrics* **27**(3), 285–292.
- Yao, Y.-C. (1987), ‘Approximating the distribution of the maximum likelihood estimate of the change-point in a sequence of independent random variables’, *Annals of Statistics* **15**(3), 1321–1328.
- Zhang, D. and Wu, W. B. (2017), ‘Gaussian approximation for high dimensional time series’, *Annals of Statistics* **45**(5), 1895–1919.
- Zhang, N. R., Siegmund, D. O., Ji, H. and Li, J. Z. (2010), ‘Detecting simultaneous changepoints in multiple sequences’, *Biometrika* **97**(3), 631–645.
- Zhang, X. and Cheng, G. (2018), ‘Gaussian approximation for high dimensional vector under physical dependence’, *Bernoulli* **24**(4A), 2640–2675.

Supplementary Material

This supplementary material contains the discussions, proofs, and additional simulation and real data results of the main paper.

A. Further discussions

In this section, we provide more detailed comparisons with other change point detection and estimation methods in literature.

Remark 8 (Comparison with Jirak (2015) under H_0) *In a related work, Jirak (2015) considers the change point tests for high-dimensional time series based on the following version of the CUSUM statistics*

$$B_{nj} = \frac{1}{\hat{\sigma}_j \sqrt{n}} \max_{1 \leq s \leq n} \left| \sum_{i=1}^s X_{ij} - \frac{s}{n} \sum_{i=1}^n X_{ij} \right|, \quad j = 1, \dots, p,$$

where $\hat{\sigma}_j^2$ is a consistent estimator for the long-run variance of $\{X_{ij}\}_{i \in \mathbb{N}}$. Then H_0 is rejected if $\tilde{T}_n = \max_{1 \leq j \leq p} B_{nj}$ is larger than a critical value. Under H_0 and the spatial sparsity conditions (Assumption 2.2 in Jirak (2015)), the author establishes a Gumbel limiting distribution for \tilde{T}_n (after suitable normalizations). To improve the rate of convergence, the author also proposes a parametric bootstrap $\tilde{T}_n^Y = \max_{1 \leq j \leq p} B_{nj}^Y$, where

$$B_{nj}^Y = \frac{1}{\sqrt{n}} \max_{1 \leq s \leq n} \left| \sum_{i=1}^s Y_{ij} - \frac{s}{n} \sum_{i=1}^n Y_{ij} \right|, \quad j = 1, \dots, p,$$

and $\{Y_{ij} : 1 \leq i \leq n, 1 \leq j \leq p\}$ is an array of i.i.d. $N(0, 1)$ random variables. Asymptotic bootstrap validity is derived under the same spatial sparsity assumption as in the Gumbel limit. There is an important difference between \tilde{T}_n^Y in Jirak (2015) and our bootstrap test based on T_n^* . Note that the conditional covariance matrices of $Z_n^*(s)$ given X_1^n are sample analogs of covariance matrices of $Z_n(s)$. On the contrary, since $\{Y_{ij}\}$ are i.i.d., even when X_1, \dots, X_n are independent observations, the parametric bootstrap B_{nj}^Y does not mimic the general dependence structure among the components $\{X_{ij}\}_{j=1}^p$. \square

Remark 9 (Comparison with Jirak (2015) under H_1) *Jirak (2015) proposed bootstrap testing procedures for change point under the alternative, which are different from the parametric bootstrap under H_0 (cf. Remark 8). Specifically, the author considers several block versions of the multiplier and empirical bootstraps under H_1 in the time series setting. All of the tests under H_1 in Jirak (2015) require a minimum signal strength condition (cf. Assumption 4.3 therein):*

$$\limsup_{n \rightarrow \infty} \frac{\log n}{K_b \min_{j \in S} \delta_{nj}^2} = 0, \quad (25)$$

where $\mathcal{S} = \{j \in \{1, \dots, p\} : \delta_{nj} \neq 0\}$ and K_b is the size of blocks. There are two major differences from the bootstraps in Jirak (2015). First, our Gaussian multiplier bootstrap CUSUM test is asymptotically valid and powerful for a change point under both H_0 and H_1 . On the contrary, Section 4 in Jirak (2015) designed a series estimators of t_m to adapt to estimation of $\hat{\sigma}_j^2, j = 1, \dots, p$ under H_1 , and the estimators must rely on the assumption that each dimension has at most one change point. However, our approach without estimation of t_m can test against more generalized multiple change-point problem where power can still be guaranteed (cf. Lemma 3.6). Second, detection by our bootstrap CUSUM test relies on a lower bound on the signal strength quantified by $|\delta_n|_\infty$, which is much weaker than (25). For example, it is possible that the minimum signal strength $\min_{j \in \mathcal{S}} \delta_{nj}^2$ decays to zero faster than $(\log n)/K_b$, while our bootstrap CUSUM test remains valid since it only requires $|\delta_n|_\infty$ satisfies a mild lower bound in (15). \square

Remark 10 (Comparison with the sparse projection CUSUM method in Wang and Samworth (2018)) Wang and Samworth (2018) considered a different sparse projection estimator, denoted as \tilde{m} , for change point location (even though their estimator is based on the $\theta = 1/2$ normalization). Then, Theorem 1 in Wang and Samworth (2018) for single change point in our notation reads: if $X_i \sim N(\mu_i, \sigma^2 I_p)$ are independent and the change point signal δ_n satisfies $\|\delta_n\|_0 \leq k$ and $\|\delta_n\|_2 \geq \vartheta$ such that

$$\frac{\sigma}{\vartheta \tau} \sqrt{\frac{k \log(p \log n)}{n}} \lesssim 1, \quad (26)$$

where $\tau = \min\{t_m, 1 - t_m\}$, then with probability tending to one, \tilde{m} obeys

$$n^{-1} |\tilde{m} - m| \lesssim \frac{\sigma^2 \log \log n}{n \vartheta^2}. \quad (27)$$

Here, ϑ/σ can be thought as a signal-to-noise ratio.

Let us compare \tilde{m} in Wang and Samworth (2018) with our estimators $\hat{m}_{1/2}$ and \hat{m}_0 in the highly sparse regime where $k = 1$, $\vartheta = n^{-c_1}$, and $m = n^{c_2}$ for some $c_1, c_2 \geq 0$. For simplicity, let $\sigma = 1$. For such configuration, $t_{\tilde{m}} = \tilde{m}/n$ attains the nearly minimax-optimal rate of convergence $n^{-1+2c_1} \log \log n$ if (26) holds, i.e., we need

$$\sqrt{\log(p \log n)} \lesssim n^{c_2 - c_1 - 1/2},$$

which necessarily requires that $c_2 > c_1 + 1/2$ as $n \rightarrow \infty$. It means that the change point location cannot be too close to the boundary $m \gg n^{c_1 + 1/2}$ in order to obtain the optimal rate for Wang and Samworth (2018). Thus, if the change point is not close to the boundary, then the sparse projection estimator is nearly optimal at the rate $O(n^{-1+2c_1})$ (where c_1 can be arbitrarily small to zero), and for the boundary scenario, their estimator loses such optimality.

In our Theorem 3.5, it is shown that $t_{\hat{m}_0}$ achieves the nearly optimal rate (up to logarithmic factors) if $m = Cn$ for some constant $C \in (0, 1)$. On the other hand, we showed in

our Theorem 3.4 that our estimator $t_{\hat{m}_{1/2}}$ can deal with the “more boundary” case as long as

$$\log^2(np) \ll n^{c_2/2-c_1}.$$

In addition, there are other side differences between our assumptions and the ones in Wang and Samworth (2018), where the latter are more stringent on the data generation mechanism. \square

Remark 11 (Comparison with other binary segmentation type methods) In Cho and Fryzlewicz (2015) and Cho (2016), binary segmentation was also used to extend their single change-point algorithms to the multiple change-point alternative. Theorem 1 in Cho and Fryzlewicz (2015) discussed the asymptotic consistency of $\mathbb{P}(\mathcal{S}_n) \rightarrow 1$ for SBS algorithm under two cases. With proper tuning on their threshold parameter π_n , they claimed $\epsilon_n = O(\log^{2+c_1}(n))$ for any $c_1 > 0$ when $\Theta = 1$ for $D_\nu = O(n^\Theta)$ and $\epsilon_n = O(n^{2-2\Theta})$ when $\Theta \in (3/4, 1)$, while the rate of BABS for both cases is $\epsilon_n = O(n^{2-2\Theta} \log^4(np))$, which is nearly the same as Cho and Fryzlewicz (2015) up to a logarithmic factor. In Cho (2016), the author proposed a binary segmentation via double CUSUM algorithm (DCBS). The DCBS statistic has two CUSUM transforms in both time points with $\theta = 1/2$ in (8) and ordered spatial variables (i.e., cross-sectional features) in a different weighting φ . Consider the special case where $\varphi = 1/2$ and $\delta_{n,1}^{(l)} = \dots = \delta_{n,k}^{(l)} = \underline{\delta}_n \neq 0, l = 1, \dots, \nu$. Then Theorem 3.3 in Cho (2016) shows that $\mathbb{P}(\mathcal{S}_n) \rightarrow 1$ for DCBS where $\epsilon_n = \underline{\delta}_n^{-2} p k^{-2} n^{5-4\Theta} \log^2(n)$ when $\Theta \in (6/7, 1]$, while our BABS needs $\epsilon_n = \underline{\delta}_n^{-2} n^{2-2\Theta} \log^4(np)$. Under sparse alternative where $k < p^{1/2} n^{3/2-\Theta} \log^{-2}(np)$, BABS always has a better rate. However, we allow p to be as sub-exponentially large in n , while Assumption 4 in Cho and Fryzlewicz (2015) required $pn^{-\log n} \rightarrow 0$ and Condition (A2) in Cho (2016) fixed p as a polynomial order of n . \square

Remark 12 (Extension to change point estimation in covariance matrices) Our BABS algorithm can be tailored to other high-dimensional change point estimation problems beyond the mean vectors. For instance, one can consider the estimation problem of multiple change points in covariance matrices for centered and component-wise sub-Gaussian data $X_i \in \mathbb{R}^p$ such that $\|X_{ij}\|_{\psi_2} \leq B$. Since $\|X_{ij}\|_{\psi_2} = \|X_{ij}^2\|_{\psi_1}$, the triangle inequality of the ψ_1 -norm implies that

$$\|X_{ij}X_{ik}\|_{\psi_1} \leq \|X_{ij}^2/2\|_{\psi_1} + \|X_{ik}^2/2\|_{\psi_1} = \|X_{ij}\|_{\psi_2}/2 + \|X_{ik}\|_{\psi_2}/2.$$

Thus, if X_i has bounded sub-Gaussian entries, then the vectorized version of the empirical covariance matrix $\xi_i = \text{vec}(X_i X_i^T) \in \mathbb{R}^{p^2}$ has all entries satisfying the bounded sub-exponential assumption (C) in Section 3.1. So Theorem 3.7 (part (i)) implies that with a constant signal strength, $\mathbb{P}(\mathcal{S}_n) \geq 1 - O(\nu \varpi_{1,n})$ for $\epsilon_n = O(D_\nu^{-2} n^2 \log^4(np))$.

Wang et al. (2017) studied a similar covariance matrix change points estimation procedure for centered and sub-Gaussian data points $X_i \in \mathbb{R}^p$ such that $\max_{1 \leq i \leq n} \|X_i\|_{\psi_2} \leq B$, where $\|X\|_{\psi_2} = \sup_{v \in \mathbb{S}^{p-1}} \|v^T X\|_{\psi_2}$ and \mathbb{S}^{p-1} is the unit sphere in \mathbb{R}^p . Wang et al. (2017) proposed a binary segmentation in operator norm (BSOP) by recursively maximizing the operator norm of the matrix-valued CUSUM statistics (without the bootstrap

calibration). Theorem 1 in Wang et al. (2017) stated that $\mathbb{P}(\mathcal{S}_n) \geq 1 - O(9^p n^{3-cp})$ for $\epsilon_n = O(D_\nu^{-2} n^{5/2} \sqrt{p \log(n)})$ and $p = O(n/\log(n))$. Our BABS improves the BSOP in the following aspects. First, our sub-exponential tail condition is weaker than Wang et al. (2017) in view of $\max_{1 \leq j \leq p} \|X_{ij}\|_{\psi_2} \leq \|X_i\|_{\psi_2}$. Second, we allow the dimension p to be sub-exponentially large in the sample size n . This is an essential benefit by working with the ℓ^∞ -norm (rather than the operator norm). \square

B. Proof of main results in Section 3

In this section, we prove the main theoretical results in Section 3. We first present a useful maximal inequality for weighted partial sums of independent and centered random vectors.

Lemma B.1 (Talagrand's inequality for weighted partial sums of independent and centered random vectors) *Let X_1, \dots, X_n be independent and centered random vectors in \mathbb{R}^p and $\{a_{is}\}_{i,s=1}^n$ be an $n \times n$ matrix of real numbers. Define*

$$W_{n,sj} = \sum_{i=1}^n a_{is} X_{ij}, \quad Z_n = \max_{1 \leq s \leq n} \max_{1 \leq j \leq p} |W_{n,sj}|,$$

$$M = \max_{1 \leq s, i \leq n} \max_{1 \leq j \leq p} |a_{is} X_{ij}|, \quad \sigma^2 = \max_{1 \leq s \leq n} \max_{1 \leq j \leq p} \sum_{i=1}^n a_{is}^2 \mathbb{E}(X_{ij}^2).$$

(i) *Let $\beta \in (0, 1]$ and suppose that $\|X_{ij}\|_{\psi_\beta} < \infty$ for all $i = 1, \dots, n$ and $j = 1, \dots, p$. Then, $\forall \eta \in (0, 1]$, there exists a constant $C > 0$ depending only on β and η such that we have for $t > 0$*

$$\mathbb{P}(Z_n \geq (1 + \eta)\mathbb{E}[Z_n] + t) \leq \exp\left(-\frac{t^2}{3\sigma^2}\right) + 3 \exp\left\{-\left(\frac{t}{C\|M\|_{\psi_\beta}}\right)^\beta\right\}. \quad (28)$$

(ii) *Let $s \geq 1$ and suppose that $\mathbb{E}|X_{ij}|^s < \infty$ for all $i = 1, \dots, n$ and $j = 1, \dots, p$. Then, $\forall \eta \in (0, 1]$, there exists a constant $C > 0$ depending only on s and η such that we have for $t > 0$*

$$\mathbb{P}(Z_n \geq (1 + \eta)\mathbb{E}[Z_n] + t) \leq \exp\left(-\frac{t^2}{3\sigma^2}\right) + C \frac{\mathbb{E}[M^s]}{t^s}. \quad (29)$$

B.1. Proof of Theorem 3.1

PROOF (OF THEOREM 3.1). Suppose that H_0 is true. We may assume $\log^7(np) \leq s$ for otherwise (11) and (12) trivially hold by choosing the constant $C > 0$ large enough therein. For $s = 1, \dots, n-1$, let

$$a_{is} = \begin{cases} \sqrt{\frac{n-s}{ns}} & \text{if } 1 \leq i \leq s \\ -\sqrt{\frac{s}{n(n-s)}} & \text{if } s+1 \leq i \leq n \end{cases} \quad (30)$$

and $\mathbf{a}_s = (a_{1s}, \dots, a_{ns})^\top$. Denote $\mathbf{X} = (X_1, \dots, X_n)$ as the $p \times n$ data matrix and $A = (\mathbf{a}_{\underline{s}}, \dots, \mathbf{a}_{n-\underline{s}})$. Then we can write

$$Z_n(s) = \sum_{i=1}^n a_{is} X_i = \mathbf{X} \mathbf{a}_s. \quad (31)$$

Since $\mathbb{E}[Z_n(s)] = 0$ under H_0 , without loss of generality, we may assume $\mu_i \equiv 0$. Note that, for any $1 \leq s \leq s' \leq n-1$, we have

$$\text{Cov}(Z_n(s), Z_n(s')) = \sum_{i=1}^n a_{is} a_{is'} \Sigma = \Sigma \sqrt{\frac{s(n-s')}{s'(n-s)}}.$$

Step 1: Gaussian approximation for CUSUM statistic. Let

$$\mathbf{Z}_n = (Z_n(\underline{s}), \dots, Z_n(n-\underline{s})) = \mathbf{X}(\mathbf{a}_{\underline{s}}, \dots, \mathbf{a}_{n-\underline{s}}) = \mathbf{X}A$$

be the CUSUM transformation of \mathbf{X} . Let $\text{vec}(\mathbf{Z}_n)$ be the column stacked version of \mathbf{Z}_n , i.e. $\text{vec}(\mathbf{Z}_n) = (Z_n(\underline{s})^\top, \dots, Z_n(n-\underline{s})^\top)^\top$ is the $[(n-2\underline{s}+1)p] \times 1$ vector associated with \mathbf{Z}_n . Then we can write

$$\text{vec}(\mathbf{Z}_n) = \text{vec}(\mathbf{X}A) = (A^\top \otimes I_p) \text{vec}(\mathbf{X}),$$

where \otimes is the Kronecker product of two matrices. Since $\mathbb{E}[\text{vec}(\mathbf{X})] = 0$ and $\text{Cov}(\text{vec}(\mathbf{X})) = \Gamma$, where Γ is the block diagonal matrix of size $(pn) \times (pn)$ with Σ being the diagonal submatrices, we have $\mathbb{E}[\text{vec}(\mathbf{Z}_n)] = 0$ and $\text{Cov}(\text{vec}(\mathbf{Z}_n)) = (A^\top \otimes I_p) \Gamma (A \otimes I_p)$. Let

$$Y_n \sim N(0, (A^\top \otimes I_p) \Gamma (A \otimes I_p)). \quad (32)$$

be a joint mean-zero Gaussian random vector in $\mathbb{R}^{(n-2\underline{s}+1)p}$ with the same covariance matrix as $\text{vec}(\mathbf{Z}_n)$. Denote $\bar{Y}_n = |Y_n|_\infty$. Since $\text{Cov}(Z_n(s)) = \Sigma$ for all $s = 1, \dots, n-1$, it follows from (A) that $\text{Var}(Z_{nj}(s)) \geq \underline{b}$ for all $1 \leq j \leq p$ and $\underline{s} \leq s \leq n-\underline{s}$. Since $1 \leq \underline{s} \leq n/2$, we have

$$\begin{aligned} \sum_{i=1}^n |a_{is}|^3 &= \sqrt{\frac{n}{s(n-s)}} - \frac{2}{n} \sqrt{\frac{s(n-s)}{n}} \leq \sqrt{\frac{n}{\underline{s}(n-\underline{s})}} \leq \sqrt{\frac{2}{\underline{s}}}, \\ \sum_{i=1}^n |a_{is}|^4 &= \frac{n}{s(n-s)} - \frac{3}{n} \leq \frac{n}{\underline{s}(n-\underline{s})} \leq \frac{2}{\underline{s}}. \end{aligned}$$

Set $B_n = (2\bar{b}^2 \underline{s}^{-1} n)^{1/2}$. By assumption (B), we have for $\ell = 1, 2$,

$$n^{-1} \sum_{i=1}^n |n^{1/2} a_{is}|^{2+\ell} \mathbb{E}|X_{ij}|^{2+\ell} \leq B_n^\ell.$$

Note that $\underline{s}^{1/2} |a_{is}| \leq 1$ for all $s = \underline{s}, \dots, n-\underline{s}$.

Part (i). If (C) holds, then we have

$$\mathbb{E} \left[\exp \left(n^{1/2} |a_{is}| |X_{ij}| / B_n \right) \right] \leq \mathbb{E} \left[\exp \left(\underline{s}^{1/2} |a_{is}| |X_{ij}| / \bar{b} \right) \right] \leq 2.$$

By Proposition 2.1 in Chernozhukov et al. (2017), there exists a constant $C_1 > 0$ depending only on \underline{b} and \bar{b} such that

$$\rho(T_n, \bar{Y}_n) \leq C(\underline{b}) \left(\frac{B_n^2 \log^7(pn)}{n} \right)^{1/6} \leq C_1 \varpi_{1,n}. \quad (33)$$

Part (ii). If (D) holds, then we have

$$\mathbb{E} \left\{ \max_{1 \leq j \leq p} \max_{\underline{s} \leq s \leq n - \underline{s}} (|n^{1/2} a_{is}| |X_{ij}| / B_n)^q \right\} \leq \left[\underline{s}^{1/2} \left(\max_{\underline{s} \leq s \leq n - \underline{s}} |a_{is}| \right) \right]^q \mathbb{E} \left[\max_{1 \leq j \leq p} (|X_{ij}| / \bar{b})^q \right] \leq 1$$

for all $i = 1, \dots, n$. By Proposition 2.1 Chernozhukov et al. (2017), there exists a constant $C_1 > 0$ depending only on $\underline{b}, \bar{b}, q$ such that

$$\begin{aligned} \rho(T_n, \bar{Y}_n) &\leq C(\underline{b}, q) \left\{ \left(\frac{B_n^2 \log^7(pn)}{n} \right)^{1/6} + \left(\frac{B_n^2 \log^3(pn)}{n^{1-2/q}} \right)^{1/3} \right\} \\ &\leq C_1 \{ \varpi_{1,n} + \varpi_{2,n} \}. \end{aligned} \quad (34)$$

Step 2: Gaussian comparison for \bar{Y}_n and bootstrap CUSUM statistic T_n^* . Let

$$\begin{aligned} \hat{S}_{n,s}^- &= \frac{1}{s} \sum_{i=1}^s (X_i - \bar{X}_s^-)(X_i - \bar{X}_s^-)^\top, \\ \hat{S}_{n,s}^+ &= \frac{1}{n-s} \sum_{i=s+1}^n (X_i - \bar{X}_s^+)(X_i - \bar{X}_s^+)^\top, \end{aligned} \quad (35)$$

be the sample covariance matrices based on the left and right observations at s , respectively. Then

$$Z_n^*(s) | X_1^n \sim N \left(0, \frac{n-s}{n} \hat{S}_{n,s}^- + \frac{s}{n} \hat{S}_{n,s}^+ \right).$$

Let

$$\mathbf{a}_{is}^* = \begin{cases} \sqrt{\frac{n-s}{ns}} (X_i - \bar{X}_s^-) & \text{if } 1 \leq i \leq s \\ -\sqrt{\frac{s}{n(n-s)}} (X_i - \bar{X}_s^+) & \text{if } s+1 \leq i \leq n \end{cases}$$

and $A_s^* = (\mathbf{a}_{1s}^*, \dots, \mathbf{a}_{ns}^*)$. Let $\mathbf{e} = (e_1, \dots, e_n)^\top$. Then we can write

$$Z_n^*(s) = \sum_{i=1}^n \mathbf{a}_{is}^* e_i = A_s^* \mathbf{e}.$$

Let

$$Z_n^* = \begin{pmatrix} Z_n^*(\underline{s}) \\ \vdots \\ Z_n^*(n - \underline{s}) \end{pmatrix} = \begin{pmatrix} A_{\underline{s}}^* \mathbf{e} \\ \vdots \\ A_{n-\underline{s}}^* \mathbf{e} \end{pmatrix} = \begin{pmatrix} A_{\underline{s}}^* \\ \vdots \\ A_{n-\underline{s}}^* \end{pmatrix} \mathbf{e} := \mathbf{A}^* \mathbf{e}.$$

Since $\mathbf{e} \sim N(0, \text{Id}_n)$, it follows that $Z_n^* | X_1^n \sim N(0, \mathbf{A}^* \mathbf{A}^{*\top})$. Next, we compute an explicit expression for the covariance matrix of Z_n^* given X_1^n . Some routine algebra show that for any $\underline{s} \leq s \leq s' \leq n - \underline{s}$,

$$\begin{aligned} \text{Cov}(Z_n^*(s), Z_n^*(s') | X_1^n) &= \Sigma \sqrt{\frac{s(n-s')}{s'(n-s)}} + \frac{R_1}{n} \sqrt{\frac{(n-s)(n-s')}{ss'}} + \frac{R_2}{n} \sqrt{\frac{s(n-s')}{s'(n-s)}} \\ &+ \frac{R_3}{n} \sqrt{\frac{s(n-s')}{s'(n-s)}} + \frac{R_4}{n} \sqrt{\frac{ss'}{(n-s)(n-s')}} - \frac{R_5}{n} \sqrt{\frac{s(n-s')}{s'(n-s)}}, \end{aligned}$$

where $R_1 = \sum_{i=1}^s [(X_i - \bar{X}_s^-)(X_i - \bar{X}_{s'}^-)^\top - \Sigma]$, $R_2 = \sum_{i=1}^s [(X_i - \bar{X}_s^+)(X_i - \bar{X}_{s'}^-)^\top - \Sigma]$, $R_3 = \sum_{i=s'+1}^n [(X_i - \bar{X}_s^+)(X_i - \bar{X}_{s'}^-)^\top - \Sigma]$, $R_4 = \sum_{i=s'+1}^n [(X_i - \bar{X}_s^+)(X_i - \bar{X}_{s'}^+)^\top - \Sigma]$, and $R_5 = \sum_{i=1}^n [(X_i - \bar{X}_s^+)(X_i - \bar{X}_{s'}^+)^\top - \Sigma]$. Let

$$\begin{aligned} \hat{\Delta}_1 &= \max_{\underline{s} \leq s \leq n-\underline{s}} \left| \frac{1}{s} \sum_{i=1}^s (X_i X_i^\top - \Sigma) \right|_\infty, & \hat{\Delta}_3 &= \max_{\underline{s} \leq s \leq n-\underline{s}} |\bar{X}_s^-|_\infty, \\ \hat{\Delta}_2 &= \max_{\underline{s} \leq s \leq n-\underline{s}} \left| \frac{1}{n-s} \sum_{i=s+1}^n (X_i X_i^\top - \Sigma) \right|_\infty, & \hat{\Delta}_4 &= \max_{\underline{s} \leq s \leq n-\underline{s}} |\bar{X}_s^+|_\infty. \end{aligned} \tag{36}$$

Then there exists a universal constant $K_1 > 0$ such that

$$|\text{Cov}(Z_n^* | X_1^n) - \text{Cov}(Y_n)|_\infty \leq K_1 \hat{\Delta},$$

where

$$\hat{\Delta} = \max\{\hat{\Delta}_1, \hat{\Delta}_2\} + \max\{\hat{\Delta}_3^2, \hat{\Delta}_4^2\}. \tag{37}$$

Let $\bar{\Delta}$ be a positive real number and $E = \{\hat{\Delta} \leq \bar{\Delta}\}$. By Lemma C.1 in Chen (2018), there exists a constant $C_2 > 0$ depending only on \underline{b} such that on the event E , we have

$$\rho^*(\bar{Y}_n, \bar{Z}_n^*) \leq C_2 \bar{\Delta}^{1/3} \log^{2/3}(np).$$

Part (i). If (C) holds, then we choose

$$\bar{\Delta} = C_3 \underline{s}^{-1/2} \log^{3/2}(np) \tag{38}$$

for some large enough constant $C_3 := C_3(\underline{b}, \bar{b}, K) > 0$. By Lemma B.2, we have $\mathbb{P}(E) \geq 1 - \gamma$. Then there exists a constant $C_4 := C_4(\underline{b}, \bar{b}, K) > 0$ such that

$$\rho^*(\bar{Y}_n, \bar{Z}_n^*) \leq C_4 \varpi_{1,n} \tag{39}$$

holds with probability at least $1 - \gamma$. Combining (33) and (39), we obtain (11).

Part (ii). If (D) holds, then we choose

$$\bar{\Delta} = C_5 \{ \underline{s}^{-1/2} \log^{1/2}(np) + \gamma^{-2/q} \underline{s}^{-1} n^{2/q} \log(np) \} \quad (40)$$

for some large enough constant $C_5 := C_5(\underline{b}, \bar{b}, K, q) > 0$. By Lemma B.2, we have $\mathbb{P}(E) \geq 1 - \gamma$. Then there exists a constant $C_6 := C_6(\underline{b}, \bar{b}, K, q) > 0$ such that

$$\rho^*(\bar{Y}_n, \bar{Z}_n^*) \leq C_6 \{ \varpi_{1,n} + \varpi_{2,n} \}. \quad (41)$$

holds with probability at least $1 - \gamma$. Combining (34) and (41), we obtain (12).

Lemma B.2 (Bound on $\max_{1 \leq i \leq 4} \hat{\Delta}_i$) *Suppose H_0 is true and assume (A) and (B) hold. Let $\gamma \in (0, e^{-1})$ and suppose that $\log(\gamma^{-1}) \leq K \log(pn)$ for some constant $K > 0$. Let $\hat{\Delta}_i, i = 1, \dots, 4$ be defined in (36).*

(i) If (C) holds and $\log^5(np) \leq \underline{s}$, then there exists a constant $C > 0$ depending only on \bar{b}, K such that

$$\mathbb{P}(\max_{1 \leq i \leq 4} \hat{\Delta}_i \leq C \underline{s}^{-1/2} \log^{3/2}(np)) \geq 1 - \gamma.$$

(ii) If (D) holds with $q \geq 4$, then there exists a constant $C > 0$ depending only on \bar{b}, K, q such that

$$\mathbb{P}(\max_{1 \leq i \leq 4} \hat{\Delta}_i \leq C \{ \underline{s}^{-1/2} \log^{3/2}(np) + \gamma^{-2/q} \underline{s}^{-1} n^{2/q} \log(np) \}) \geq 1 - \gamma.$$

PROOF (OF COROLLARY 3.2). Under H_0 , we write $\mathbb{P} = \mathbb{P}_0$. Let Y_n be a joint Gaussian random vector defined in (32) and $\bar{Y}_n = |Y_n|_\infty$. Let $\rho_\ominus(\alpha) = \mathbb{P}(\{T_n \leq q_{T_n^*|X_1^n}(\alpha)\} \ominus \{T_n \leq q_{\bar{Y}_n}(\alpha)\})$ and $A \ominus B = (A \setminus B) \cup (B \setminus A)$ be the symmetric difference of two events A and B . Note that

$$\begin{aligned} |\mathbb{P}(T_n \leq q_{T_n^*|X_1^n}(\alpha)) - \alpha| &\leq |\mathbb{P}(T_n \leq q_{T_n^*|X_1^n}(\alpha)) - \mathbb{P}(T_n \leq q_{\bar{Y}_n}(\alpha))| + \rho(T_n, \bar{Y}_n) \\ &\leq \mathbb{P}(\{T_n \leq q_{T_n^*|X_1^n}(\alpha)\} \ominus \{T_n \leq q_{\bar{Y}_n}(\alpha)\}) + \rho(T_n, \bar{Y}_n) \\ &= \rho_\ominus(\alpha) + \rho(T_n, \bar{Y}_n). \end{aligned}$$

By Lemma C.3 in Chen (2018), there exists a constant $C > 0$ only depending on \underline{b} such that for any real number $\bar{\Delta} > 0$, we have

$$\rho_\ominus(\alpha) \leq 2[\rho(T_n, \bar{Y}_n) + C \bar{\Delta}^{1/3} \log^{2/3}(np) + \mathbb{P}(\hat{\Delta} > \bar{\Delta})],$$

where $\hat{\Delta}$ is defined in (37).

Part (i). Assume (C) and choose $\bar{\Delta}$ in (38). By Lemma B.2, we have $\mathbb{P}(\hat{\Delta} > \bar{\Delta}) < \gamma/2$. Combining with (33), we get (13). Uniform convergence of $\mathbb{P}(T_n \leq q_{T_n^*|X_1^n}(\alpha))$ to α follows by choosing $\gamma = n^{-1}$.

Part (ii). Assume (D) and choose $\bar{\Delta}$ in (40). By Lemma B.2, we have $\mathbb{P}(\hat{\Delta} > \bar{\Delta}) < \gamma/2$. Combining with (34), we get (14). Uniform convergence of $\mathbb{P}(T_n \leq q_{T_n^*|X_1^n}(\alpha))$ to α follows by choosing $\gamma = [\log(np)]^{-q\varepsilon/2}$.

B.2. Proof of Theorem 3.3

PROOF (OF THEOREM 3.3). Under H_1 , without loss of generality, we may assume $\mu = 0$. Then

$$\xi_i = \begin{cases} X_i, & \text{if } 1 \leq i \leq m \\ X_i - \delta_n, & \text{if } m+1 \leq i \leq n \end{cases}. \quad (42)$$

Observe that the CUSUM statistic (computed on X_1, \dots, X_n) in (4) can be written as

$$Z_n(s) = Z_n^\xi(s) + \Delta_s,$$

where

$$Z_n^\xi(s) = \sqrt{\frac{s(n-s)}{n}} \left\{ \frac{1}{s} \sum_{i=1}^s \xi_i - \frac{1}{n-s} \sum_{i=s+1}^n \xi_i \right\}$$

and

$$\Delta_s = \begin{cases} -\sqrt{\frac{s}{n(n-s)}}(n-m)\delta_n, & \text{if } 1 \leq s \leq m \\ -\sqrt{\frac{n-s}{ns}}m\delta_n, & \text{if } m+1 \leq s \leq n \end{cases} \quad (43)$$

is the mean shift. Note that $|\Delta_s|_\infty$ reaches its maximum at $s = m$, i.e.,

$$\max_{\underline{s} \leq s \leq n-\underline{s}} |\Delta_s|_\infty = \max_{1 \leq s \leq n} |\Delta_s|_\infty = |\Delta_m|_\infty = \sqrt{\frac{m(n-m)}{n}} |\delta_n|_\infty := \tilde{\Delta}.$$

Let $\tilde{T}_n = \max_{\underline{s} \leq s \leq n-\underline{s}} |Z_n^\xi(s)|_\infty$. Then we have

$$T_n = \max_{\underline{s} \leq s \leq n-\underline{s}} |Z_n(s)|_\infty = \max_{\underline{s} \leq s \leq n-\underline{s}} |Z_n^\xi(s) + \Delta_s|_\infty \geq \tilde{\Delta} - \tilde{T}_n,$$

from which it follows that the type II error of our bootstrap test obeys

$$\text{Type II error} = \mathbb{P}_1(T_n \leq q_{T_n^*|X_1^n}(1-\alpha)) \leq \mathbb{P}_1(\tilde{T}_n \geq \tilde{\Delta} - q_{T_n^*|X_1^n}(1-\alpha)). \quad (44)$$

Let $\beta_n \in (0, 1)$ and $\hat{\Delta} := \hat{\Delta}(X_1^n) = q_{T_n^*|X_1^n}(1-\alpha) + q_{\tilde{T}_n}(1-\beta_n)$. Clearly, $\hat{\Delta}$ is a random quantity that is $\sigma(X_1, \dots, X_n)$ -measurable. Then,

$$\begin{aligned} \mathbb{P}_1(\tilde{T}_n \geq \tilde{\Delta} - q_{T_n^*|X_1^n}(1-\alpha)) &\leq \mathbb{P}_1(\tilde{T}_n \geq \hat{\Delta} - q_{T_n^*|X_1^n}(1-\alpha)) + \mathbb{P}_1(\hat{\Delta} > \tilde{\Delta}) \\ &\leq \beta_n + \mathbb{P}_1(\hat{\Delta} > \tilde{\Delta}). \end{aligned} \quad (45)$$

Observe that the distribution of \tilde{T}_n does not depend on δ_n . Hence, \tilde{T}_n has the same distributions as T_n under H_0 .

Part (i). Assume (C). Let $Y_n \sim N(0, (A^\top \otimes I_p)\Gamma(A \otimes I_p))$ be a joint mean-zero Gaussian random vector in $\mathbb{R}^{(n-2\underline{s}+1)p}$, where A is defined in (30). Denote $\bar{Y}_n = |Y_n|_\infty$. By the Gaussian approximation (33), there exists a constant $C_1 := C_1(\underline{b}, \bar{b}, K) > 0$ such that

$$\mathbb{P}(\tilde{T}_n > t) \leq \mathbb{P}(\bar{Y}_n > t) + C_1 \varpi_{1,n}$$

holds for all $t \in \mathbb{R}$. By Lemma 2.2.2 in van der Vaart and Wellner (1996), $\|\bar{Y}_n\|_{\psi_2} \leq C_2 \log^{1/2}(np)$, where $C_2 > 0$ is a constant depending only on \bar{b} . So we have $\forall t > 0$,

$$\mathbb{P}(\bar{Y}_n > t) \leq 2 \exp[-(t/\|\bar{Y}_n\|_{\psi_2})^2] \leq 2 \exp[-C_2^{-2} \log^{-1}(np)t^2].$$

Choosing $t = C_3[\log(\zeta^{-1})\log(np)]^{1/2}$ for some large enough constant $C_3 > 0$, we get $\mathbb{P}(\bar{Y}_n > t) \leq 2\zeta C_3^2/C_2^2 \leq 2\zeta$. Now, take $\beta_n = C_1\varpi_{1,n} + 2\zeta$. Since $q_{\tilde{T}_n}(1 - \beta_n) = \inf\{t \in \mathbb{R} : \mathbb{P}(\tilde{T}_n > t) < \beta_n\}$, we deduce that

$$q_{\tilde{T}_n}(1 - \beta_n) \leq C_3[\log(\zeta^{-1})\log(np)]^{1/2}. \quad (46)$$

Next, we deal with $q_{T_n^*|X_1^n}(1 - \alpha)$. Recall that $\hat{S}_{n,s}^-$ and $\hat{S}_{n,s}^+$ are defined in (35). By the Bonferroni inequality, we have

$$\mathbb{P}_1\left(\max_{\underline{s} \leq s \leq n-\underline{s}} |Z_n^*(s)|_\infty > t | X_1^n\right) \leq 2np[1 - \Phi(t/\bar{\psi})],$$

where

$$\bar{\psi}^2 = \max_{\underline{s} \leq s \leq n-\underline{s}} \max_{1 \leq j \leq p} \left\{ \frac{n-s}{n} \hat{S}_{n,s,jj}^- + \frac{s}{n} \hat{S}_{n,s,jj}^+ \right\},$$

and $\hat{S}_{n,s,jj}^-$, $\hat{S}_{n,s,jj}^+$ are the (j, j) -th diagonal entry of $\hat{S}_{n,s}^-$, $\hat{S}_{n,s}^+$ respectively. Then it follows that there exists a universal constant $K_1 > 0$ such that

$$q_{T_n^*|X_1^n}(1 - \alpha) \leq \bar{\psi} \Phi^{-1}(1 - \alpha/(2np)).$$

Next, we bound the quantiles $t_{n,\alpha} := \Phi^{-1}(1 - \alpha/(2np))$. Recall that $n \geq 4$, $p \geq 3$, and $\alpha \in (0, 1)$. Since $\Phi^{-1}(\cdot)$ is a strictly increasing function, we have $t_{n,\alpha} \geq \Phi^{-1}(23/24) > 1.73$. By the standard Gaussian tail bound $1 - \Phi(x) < \phi(x)/x$ for all $x > 0$, we deduce that

$$\frac{\alpha}{2np} = 1 - \Phi(t_{n,\alpha}) < \frac{\phi(t_{n,\alpha})}{t_{n,\alpha}} < 0.25 \exp\left(-\frac{t_{n,\alpha}^2}{2}\right).$$

Therefore, $t_{n,\alpha} < \sqrt{2 \log(np/(2\alpha))}$ and

$$q_{T_n^*|X_1^n}(1 - \alpha) \leq K_1 \bar{\psi} \log^{1/2}(np/\alpha) \quad (47)$$

for some universal constant $K_1 > 0$. Define

$$\begin{aligned} \hat{S}_{n,s}^{\xi,-} &= \frac{1}{s} \sum_{i=1}^s (\xi_i - \bar{\xi}_s^-)(\xi_i - \bar{\xi}_s^-)^\top, \\ \hat{S}_{n,s}^{\xi,+} &= \frac{1}{n-s} \sum_{i=s+1}^n (\xi_i - \bar{\xi}_s^+)(\xi_i - \bar{\xi}_s^+)^\top, \end{aligned}$$

where $\bar{\xi}_s^- = s^{-1} \sum_{i=1}^s \xi_i$ and $\bar{\xi}_s^+ = (n-s)^{-1} \sum_{i=s+1}^n \xi_i$. By Lemma B.3, we have

$$\bar{\psi}^2 \leq 2 \max_{s \leq s \leq n-s} \max_{1 \leq j \leq p} \left\{ \frac{n-s}{n} \hat{S}_{n,s,jj}^{\xi,-} + \frac{s}{n} \hat{S}_{n,s,jj}^{\xi,+} \right\} + 4|\delta_n|_\infty^2.$$

Since

$$\max_{s \leq s \leq n-s} \max_{1 \leq j \leq p} \frac{n-s}{n} \hat{S}_{n,s,jj}^{\xi,-} \leq \max_{1 \leq j \leq p} \Sigma_{jj} + \max_{s \leq s \leq n-s} \max_{1 \leq j \leq p} \left| \frac{1}{s} \sum_{i=1}^s (\xi_{ij}^2 - \Sigma_{jj}) \right| + \max_{s \leq s \leq n-s} \max_{1 \leq j \leq p} |\bar{\xi}_{sj}^-|^2,$$

it follows from Lemma B.2 that there exists a constant $C_4 > 0$ depending only on \bar{b}, K such that

$$\mathbb{P} \left(\max_{s \leq s \leq n-s} \max_{1 \leq j \leq p} \left| \sum_{i=1}^s \frac{1}{s} (\xi_{ij}^2 - \Sigma_{jj}) \right| \geq C_4 \bar{s}^{-1/2} \log^{3/2}(np) \right) \leq \gamma/4$$

and the same probability bound holds for $\max_{s \leq s \leq n-s} \max_{1 \leq j \leq p} |\bar{\xi}_{sj}^-|^2$. Combining with (47), we deduce that there exists a constant $C_5 > 0$ depending only on \bar{b}, K such that

$$\mathbb{P}_1 \left(q_{T_n^* | X_1^n} (1 - \alpha) \geq C_5 \max\{|\delta_n|_\infty, 1\} \log^{1/2}(np/\alpha) \right) \leq \gamma.$$

Then (16) follows from the last inequality together with (15), (45), and (46).

Part (ii). Assume (D). By the Gaussian approximation (34), there exists a constant $C_1 := C_1(\bar{b}, \bar{b}, K, q) > 0$ such that

$$\mathbb{P}(\tilde{T}_n > t) \leq \mathbb{P}(\bar{Y}_n > t) + C_1 \{\varpi_{1,n} + \varpi_{2,n}\}$$

holds for all $t \in \mathbb{R}$. By the same argument as in Part (i), we have (47) and (46) hold with $\beta_n = C_1 \{\varpi_{1,n} + \varpi_{2,n}\} + 2\zeta$. By Lemma B.2, there exists a constant $C_2 > 0$ depending only on \bar{b}, K, q such that

$$\mathbb{P} \left(\max_{s \leq s \leq n-s} \max_{1 \leq j \leq p} \left| \sum_{i=1}^s \frac{1}{s} (\xi_{ij}^2 - \Sigma_{jj}) \right| \geq C_2 \{ \bar{s}^{-1/2} \log^{1/2}(np) + \gamma^{-2/q} \bar{s}^{-1} n^{2/q} \log(np) \} \right) \leq \gamma/4$$

and the same probability bound holds for $\max_{s \leq s \leq n-s} \max_{1 \leq j \leq p} |\bar{\xi}_{sj}^-|^2$. Then the rest of the proof follows similar lines as in Part (i).

Lemma B.3 (Bound on $\bar{\psi}$) *Assume that X_1, \dots, X_n are independent random vectors that are generated from the model (1). Then we have*

$$\bar{\psi}^2 \leq 2 \max_{s \leq s \leq n-s} \max_{1 \leq j \leq p} \left\{ \frac{n-s}{n} \hat{S}_{n,s,jj}^{\xi,-} + \frac{s}{n} \hat{S}_{n,s,jj}^{\xi,+} \right\} + 4|\delta_n|_\infty^2. \quad (48)$$

B.3. Proof of Theorem 3.4

PROOF (OF THEOREM 3.4). In this proof, we use K_1, K_2, \dots to denote universal constants. Note that $\mathbb{E}[Z_n(s)] = \Delta_s$, where Δ_s is defined in (43). Therefore, $|\mathbb{E}[Z_n(\cdot)]|_\infty$ reaches its maximum at m and we have

$$|\mathbb{E}[Z_n(m)]|_\infty - |\mathbb{E}[Z_n(s)]|_\infty = \begin{cases} \sqrt{\frac{m(n-m)}{n}} \left(1 - \sqrt{\frac{s(n-m)}{m(n-s)}}\right) |\delta_n|_\infty, & \text{if } 1 \leq s \leq m \\ \sqrt{\frac{m(n-m)}{n}} \left(1 - \sqrt{\frac{m(n-s)}{s(n-m)}}\right) |\delta_n|_\infty, & \text{if } m < s \leq n \end{cases}.$$

If $1 \leq s \leq m$, then

$$\begin{aligned} 1 - \sqrt{\frac{s(n-m)}{m(n-s)}} &= \frac{(\sqrt{m(n-s)} - \sqrt{s(n-m)})(\sqrt{m(n-s)} + \sqrt{s(n-m)})}{\sqrt{m(n-s)}(\sqrt{m(n-s)} + \sqrt{s(n-m)})} \\ &= \frac{n(m-s)}{m(n-s) + \sqrt{m(n-m)s(n-s)}} \\ &\geq \frac{n(m-s)}{mn + \frac{n}{2}\sqrt{m(n-m)}} \\ &\geq \frac{m-s}{\sqrt{m}(\sqrt{m} + \sqrt{n-m})}. \end{aligned}$$

So we get

$$\begin{aligned} \sqrt{\frac{m(n-m)}{n}} \left(1 - \sqrt{\frac{s(n-m)}{m(n-s)}}\right) |\delta_n|_\infty &\geq \sqrt{\frac{m(n-m)}{n}} \frac{m-s}{\sqrt{m}(\sqrt{m} + \sqrt{n-m})} |\delta_n|_\infty \\ &= \sqrt{n} \frac{\sqrt{1-t_m}}{\sqrt{t_m} + \sqrt{1-t_m}} (t_m - t_s) |\delta_n|_\infty. \end{aligned}$$

Likewise, if $m < s \leq n$, then

$$1 - \sqrt{\frac{m(n-s)}{s(n-m)}} \geq \frac{s-m}{\sqrt{n-m}(\sqrt{m} + \sqrt{n-m})}$$

and

$$\sqrt{\frac{m(n-m)}{n}} \left(1 - \sqrt{\frac{m(n-s)}{s(n-m)}}\right) |\delta_n|_\infty \geq \sqrt{n} \frac{\sqrt{t_m}}{\sqrt{t_m} + \sqrt{1-t_m}} (t_s - t_m) |\delta_n|_\infty.$$

Hence, for any $1 \leq s \leq n$, we have

$$|\mathbb{E}[Z_n(m)]|_\infty - |\mathbb{E}[Z_n(s)]|_\infty \geq \sqrt{n} \frac{\sqrt{t_m} \wedge \sqrt{1-t_m}}{\sqrt{t_m} + \sqrt{1-t_m}} |t_m - t_s| |\delta_n|_\infty. \quad (49)$$

By the triangle inequality,

$$\begin{aligned} |Z_n(s)|_\infty - |Z_n(m)|_\infty &\leq |Z_n(s) - \mathbb{E}[Z_n(s)]|_\infty + |\mathbb{E}[Z_n(s)]|_\infty \\ &\quad + |Z_n(m) - \mathbb{E}[Z_n(m)]|_\infty - |\mathbb{E}[Z_n(m)]|_\infty \\ &\leq 2 \max_{1 \leq s \leq n} |Z_n(s) - \mathbb{E}[Z_n(s)]|_\infty + |\mathbb{E}[Z_n(s)]|_\infty - |\mathbb{E}[Z_n(m)]|_\infty. \end{aligned}$$

Combining the last inequality with (49) and using $\sqrt{t_m} + \sqrt{1-t_m} \leq \sqrt{2}$, we get

$$\sqrt{\frac{n}{2}}(\sqrt{t_m} \wedge \sqrt{1-t_m})|t_m - t_s|\delta_n|_\infty \leq 2 \max_{1 \leq s \leq n} |Z_n(s) - \mathbb{E}[Z_n(s)]|_\infty + |Z_n(m)|_\infty - |Z_n(s)|_\infty.$$

Replacing s by $\hat{m}_{1/2}$ and noticing that $|Z_n(m)|_\infty \leq |Z_n(\hat{m}_{1/2})|_\infty$, we obtain that

$$\begin{aligned} |t_m - t_{\hat{m}_{1/2}}| &\leq \frac{2\sqrt{2} \max_{1 \leq s \leq n} |Z_n(s) - \mathbb{E}[Z_n(s)]|_\infty}{\sqrt{n}(\sqrt{t_m} \wedge \sqrt{1-t_m})\delta_n|_\infty} \\ &\leq \frac{2\sqrt{2} \max_{1 \leq s \leq n} |Z_n(s) - \mathbb{E}[Z_n(s)]|_\infty}{\sqrt{nt_m(1-t_m)}\delta_n|_\infty}, \end{aligned} \quad (50)$$

where the last step follows from the inequality $t(1-t) \leq t \wedge (1-t) \leq 2t(1-t)$ for all $t \in [0, 1]$. Next, we bound $\max_{1 \leq s \leq n} |Z_n(s) - \mathbb{E}[Z_n(s)]|_\infty$. Recall that $Z_n(s) - \mathbb{E}[Z_n(s)] = \sum_{i=1}^n a_{is}(X_i - \mu_i)$, where a_{is} is defined in (30).

Part (i). Assume (C). By Theorem 4 in Adamczak (2008), we have $\forall t > 0$,

$$\begin{aligned} \mathbb{P}\left(\max_{1 \leq s \leq n} |Z_n(s) - \mathbb{E}[Z_n(s)]|_\infty \geq 2\mathbb{E}\left[\max_{1 \leq s \leq n} |Z_n(s) - \mathbb{E}[Z_n(s)]|_\infty\right] + t\right) \\ \leq \exp\left(-\frac{t^2}{3\tau^2}\right) + 3 \exp\left(-\frac{t}{K_1\|M\|_{\psi_1}}\right), \end{aligned} \quad (51)$$

where

$$\begin{aligned} \tau^2 &= \max_{1 \leq s \leq n} \max_{1 \leq j \leq p} \sum_{i=1}^n a_{is}^2 \mathbb{E}(X_{ij} - \mu_{ij})^2, \\ M &= \max_{1 \leq i, s \leq n} \max_{1 \leq j \leq p} |a_{is}(X_{ij} - \mu_{ij})|. \end{aligned}$$

Since $\sum_{i=1}^n a_{is}^2 = 1$, we have $\tau^2 \leq \bar{b}$. Since $\max_{1 \leq i, s \leq n} |a_{is}| \leq 1$, by Lemma 2.2.2 in van der Vaart and Wellner (1996), we have $\|M\|_2 \leq 2\|M\|_{\psi_1} \leq 2\bar{b} \log(np)$. By Lemma E.1 in Chernozhukov et al. (2017), we have

$$\mathbb{E}\left[\max_{1 \leq s \leq n} |Z_n(s) - \mathbb{E}[Z_n(s)]|_\infty\right] \leq K_2\{\tau \log^{1/2}(np) + \|M\|_2 \log(np)\}. \quad (52)$$

Choosing $t = K_3 \bar{b} \log(np) \log(\gamma^{-1})$ in (51) for some large enough universal constant $K_3 > 0$, we deduce that there exists a constant $C := C(\bar{b}, K) > 0$ such that

$$\mathbb{P}\left(\max_{1 \leq s \leq n} |Z_n(s) - \mathbb{E}[Z_n(s)]|_\infty \geq C \log^2(np)\right) \leq 2\gamma.$$

Combining the last inequality with (50), we obtain (18).

Part (ii). Assume (D) with $q \geq 2$. By Theorem 2 in Adamczak (2010), we have $\forall t > 0$,

$$\begin{aligned} & \mathbb{P}\left(\max_{1 \leq s \leq n} |Z_n(s) - \mathbb{E}[Z_n(s)]|_\infty \geq 2\mathbb{E}\left[\max_{1 \leq s \leq n} |Z_n(s) - \mathbb{E}[Z_n(s)]|_\infty\right] + t\right) \\ & \leq \exp\left(-\frac{t^2}{3\tau^2}\right) + C(q)\frac{\mathbb{E}[M^q]}{t^q}, \end{aligned} \quad (53)$$

where τ^2 and M have the same definitions as in Part (i). By Lemma 2.2.2 in van der Vaart and Wellner (1996), we have $\|M\|_2 \leq \|M\|_q \leq n^{1/q}\bar{b}$. Note that $\tau^2 \leq \bar{b}$ and $\mathbb{E}[\max_{1 \leq s \leq n} |Z_n(s) - \mathbb{E}[Z_n(s)]|_\infty]$ obeys the bound in (52). Hence, choosing

$$t = C(q)\{\bar{b}^{1/2} \log(\gamma^{-1}) + n^{1/q}\bar{b}^{1/q}\gamma^{-1/q}\}$$

in (53), we get

$$\mathbb{P}\left(\max_{1 \leq s \leq n} |Z_n(s) - \mathbb{E}[Z_n(s)]|_\infty \geq C(q)n^{1/q}(\log(np) + \gamma^{-1/q})\right) \leq 2\log^{-q}(np).$$

Combining the last inequality with (50), we obtain (19).

B.4. Proof of Theorem 3.5

PROOF (OF THEOREM 3.5). Without loss of generality, we may assume $\delta_{nj} \leq 0$ for all $1 \leq j \leq p$. In addition, we may assume that

$$\underline{\delta}_n \gg \frac{\log^2(np)}{n^{1/2}} \quad (54)$$

in Part (i), and

$$\underline{\delta}_n \gg \frac{\log^{1/2}(np)}{n^{1/2}} \vee \frac{\log(np)}{\gamma^{1/q}n^{1/2-1/q}} \quad (55)$$

in Part (ii), because otherwise (20) and (21) trivially hold by choosing the constant $C > 0$ large enough. Denote $h(t_m) = t_m \wedge (1 - t_m)$. To simplify the notation, we write

$$\tilde{Z}_n(s) := Z_{0,n}(s) = \sum_{i=1}^s X_i - \frac{s}{n} \sum_{i=1}^n X_i = \sqrt{\frac{s(n-s)}{n}} Z_n(s),$$

where $Z_n(s)$ is defined in (4), and $\tilde{m} = \hat{m}_0$. Let j^* be an index in $\{1, \dots, p\}$ such that $\max_{1 \leq j \leq p} \tilde{Z}_{nj}(m) = \tilde{Z}_{nj^*}(m)$. It is clear that j^* is a random variable depending on m . By Lemma B.4, $\tilde{Z}_{nj^*}(m) = \max_{1 \leq j \leq p} |\tilde{Z}_{nj}(m)| \geq 0$ holds with probability greater than

$1 - \gamma/36$. For $r \geq 1$, observe that

$$\begin{aligned} & \{|t_{\tilde{m}} - t_m| > r/n\} \\ & \subset \{\tilde{m} - m > r\} \cup \{\tilde{m} - m < -(r-1)\} \\ & \subset \left\{ \max_{s \leq m+r} |\tilde{Z}_n(s)|_\infty < |\tilde{Z}_n(\tilde{m})|_\infty \right\} \cup \left\{ \max_{s \leq m-(r-1)} |\tilde{Z}_n(s)|_\infty = |\tilde{Z}_n(\tilde{m})|_\infty \right\} \\ & \subset \left\{ \max_{s \geq m+r} |\tilde{Z}_n(s)|_\infty \geq |\tilde{Z}_n(m)|_\infty \right\} \cup \left\{ \max_{s \leq m-(r-1)} |\tilde{Z}_n(s)|_\infty \geq |\tilde{Z}_n(m)|_\infty \right\}. \end{aligned}$$

Thus we have $\mathbb{P}(|t_{\tilde{m}} - t_m| > r/n) \leq I + II$, where

$$\begin{aligned} I &= \mathbb{P} \left(\max_{s \geq m+r} |\tilde{Z}_n(s)|_\infty \geq |\tilde{Z}_n(m)|_\infty \right) \leq \mathbb{P} \left(\max_{s \geq m+r} |\tilde{Z}_n(s)|_\infty \geq \tilde{Z}_{nj^*}(m) \right), \\ II &= \mathbb{P} \left(\max_{s \leq m-(r-1)} |\tilde{Z}_n(s)|_\infty \geq |\tilde{Z}_n(m)|_\infty \right) \leq \mathbb{P} \left(\max_{s \leq m-(r-1)} |\tilde{Z}_n(s)|_\infty \geq \tilde{Z}_{nj^*}(m) \right). \end{aligned}$$

Because of the symmetry, we only deal with I since II obeys the same bound. Let

$$r = \begin{cases} C(\bar{b}, K, c_1, c_2) \frac{\log^4(np)}{\delta_n^2} & \text{in Part (i)} \\ C(\bar{b}, K, q, c_1, c_2) \frac{\log(np)}{\delta_n^2} \max \left\{ 1, \frac{n^{2/q} \log(np)}{\gamma^{2/q}} \right\} & \text{in Part (ii)} \end{cases}$$

and \mathcal{G} be the event where $\max_{s \geq m+r} |\tilde{Z}_n(s)|_\infty$ is attained at the coordinates of $j \in \mathcal{S}$, i.e.,

$$\mathcal{G} = \left\{ \max_{s \geq m+r} \max_{1 \leq j \leq p} |\tilde{Z}_{nj}(s)| = \max_{s \geq m+r} \max_{j \in \mathcal{S}} |\tilde{Z}_{nj}(s)| \right\}. \quad (56)$$

By Lemma B.4, $\mathbb{P}(\mathcal{G}) \geq 1 - \gamma/18$. From now on, our analysis will be restricted to events \mathcal{G} and $\tilde{Z}_{nj^*}(m) \geq 0$, where the union event holds for probability greater than $1 - \gamma/12$. Note that $|x| \geq y \geq 0$ implies that either $x - y \geq 0$ or $x + y \leq 0$. Then we have

$$\begin{aligned} I &\leq \mathbb{P} \left(\max_{s \geq m+r} \max_{j \in \mathcal{S}} |\tilde{Z}_n(s)|_\infty \geq \tilde{Z}_{nj^*}(m) \right) + \gamma/12 \\ &\leq \mathbb{P} \left(\bigcup_{s \geq m+r} \bigcup_{j \in \mathcal{S}} \left\{ \tilde{Z}_{nj}(s) - \tilde{Z}_{nj^*}(m) \geq 0 \right\} \right) \\ &\quad + \mathbb{P} \left(\bigcup_{s \geq m+r} \bigcup_{j \in \mathcal{S}} \left\{ \tilde{Z}_{nj}(s) + \tilde{Z}_{nj^*}(m) \leq 0 \right\} \right) + \gamma/12 \\ &\leq \mathbb{P} \left(\max_{s \geq m+r} \left[\max_{j \in \mathcal{S}} \tilde{Z}_{nj}(s) - \max_{j \in \mathcal{S}} \tilde{Z}_{nj}(m) \right] \geq 0 \right) \\ &\quad + \mathbb{P} \left(\min_{s \geq m+r} \left[\min_{j \in \mathcal{S}} \tilde{Z}_{nj}(s) + \max_{j \in \mathcal{S}} \tilde{Z}_{nj}(m) \right] \leq 0 \right) + \gamma/12 \\ &:= III + IV + \gamma/12. \end{aligned}$$

Since $\max_i a_i - \max_i b_i \leq \max_i (a_i - b_i)$ and $\min_i a_i - \min_i b_i \geq \min_i (a_i - b_i)$ hold for any sequences $\{a_i\}$ and $\{b_i\}$, we have

$$\begin{aligned} III &\leq \mathbb{P} \left(\max_{s \geq m+r} \max_{j \in \mathcal{S}} \left[\tilde{Z}_{nj}(s) - \tilde{Z}_{nj}(m) \right] \geq 0 \right), \\ IV &\leq \mathbb{P} \left(\min_{s \geq m+r} \min_{j \in \mathcal{S}} \left[\tilde{Z}_{nj}(s) + \tilde{Z}_{nj}(m) \right] \leq 0 \right). \end{aligned}$$

For each $s \geq m+r$ and $j = 1, \dots, p$, since $\tilde{Z}_{nj}(s) - \tilde{Z}_{nj}(m) \geq 0$ if and only if

$$\begin{aligned} \tilde{Z}_{nj}(s) - \mathbb{E}[\tilde{Z}_{nj}(s)] - \tilde{Z}_{nj}(m) + \mathbb{E}[\tilde{Z}_{nj}(m)] \\ \geq \mathbb{E}[\tilde{Z}_{nj}(m)] - \mathbb{E}[\tilde{Z}_{nj}(s)] = -\frac{s-m}{n} m \delta_{nj}. \end{aligned}$$

Since $\xi_i = X_i - \mathbb{E}(X_i)$ and $\delta_{nj} \leq 0$ for all $1 \leq j \leq p$, we have

$$\begin{aligned} \left\{ \tilde{Z}_{nj}(s) - \tilde{Z}_{nj}(m) \geq 0 \right\} &\subset \left\{ \left| \sum_{i=m+1}^s \xi_{ij} - \frac{s-m}{n} \sum_{i=1}^n \xi_{ij} \right| \geq (s-m)h(t_m)|\delta_{nj}| \right\} \\ &\subset \left\{ \left| \sum_{i=m+1}^s \xi_{ij} \right| \geq \frac{1}{2}(s-m)h(t_m)|\delta_{nj}| \right\} \cup \left\{ \frac{1}{n} \left| \sum_{i=1}^n \xi_{ij} \right| \geq \frac{1}{2}h(t_m)|\delta_{nj}| \right\}. \end{aligned}$$

Then we have $III \leq V + VI$, where

$$\begin{aligned} V &= \mathbb{P} \left(\max_{s \geq m+r} \max_{j \in \mathcal{S}} \left| \frac{1}{s-m} \sum_{i=m+1}^s \xi_{ij} \right| \geq \frac{h(t_m)}{2} \delta_n \right) \\ &\leq \mathbb{P} \left(\max_{r \leq s' \leq n-m} \max_{j \in \mathcal{S}} \left| \frac{1}{s'} \sum_{i=1}^{s'} \xi_{ij} \right| \geq \frac{h(t_m)}{2} \delta_n \right), \end{aligned} \quad (57)$$

$$VI = \mathbb{P} \left(\max_{j \in \mathcal{S}} \left| \frac{1}{n} \sum_{i=1}^n \xi_{ij} \right| \geq \frac{h(t_m)}{2} \delta_n \right). \quad (58)$$

Here the second inequality for bounding V is due to ξ_1, \dots, ξ_n are i.i.d. Similarly, for each $s \geq m+r$ and $j = 1, \dots, p$, $-\tilde{Z}_{nj}(s) - \tilde{Z}_{nj}(m) \geq 0$ if and only if

$$\begin{aligned} -\tilde{Z}_{nj}(s) + \mathbb{E}[\tilde{Z}_{nj}(s)] - \tilde{Z}_{nj}(m) + \mathbb{E}[\tilde{Z}_{nj}(m)] \\ \geq \mathbb{E}[\tilde{Z}_{nj}(m)] + \mathbb{E}[\tilde{Z}_{nj}(s)] = -\frac{2n-s-m}{n} m \delta_{nj}. \end{aligned}$$

Then we have

$$\begin{aligned} \left\{ -\tilde{Z}_{nj}(s) - \tilde{Z}_{nj}(m) \geq 0 \right\} \\ \subset \left\{ \left| \frac{1}{n} \sum_{i=1}^n \xi_{ij} \right| \geq \frac{h(t_m)}{2} |\delta_{nj}| \right\} \cup \left\{ \frac{1}{2n-s-m} \left| \sum_{i=m+1}^n \xi_{ij} + \sum_{i=s+1}^n \xi_{ij} \right| \geq \frac{h(t_m)}{2} |\delta_{nj}| \right\}. \end{aligned}$$

Since $(2n - s - m)^{-1} \leq (n - m)^{-1}$, we have

$$\begin{aligned} & \left\{ \frac{1}{2n - s - m} \left| \sum_{i=m+1}^n \xi_{ij} + \sum_{i=s+1}^n \xi_{ij} \right| \geq \frac{h(t_m)}{2} |\delta_{nj}| \right\} \\ & \subset \left\{ \frac{1}{n - m} \left| \sum_{i=m+1}^n \xi_{ij} \right| \geq \frac{h(t_m)}{4} |\delta_{nj}| \right\} \cup \left\{ \frac{1}{n - m} \left| \sum_{i=s+1}^n \xi_{ij} \right| \geq \frac{h(t_m)}{4} |\delta_{nj}| \right\}. \end{aligned}$$

Then we obtain that

$$IV = \mathbb{P} \left(\max_{s \geq m+r} \max_{j \in \mathcal{S}} \left[-\tilde{Z}_{nj}(s) - \tilde{Z}_{nj}(m) \right] \geq 0 \right) \leq VI + 2VII,$$

where

$$VII = \mathbb{P} \left(\max_{s \geq m} \max_{j \in \mathcal{S}} \left| \frac{1}{n} \sum_{i=s+1}^n \xi_{ij} \right| \geq \frac{h(t_m)}{8} \delta_n \right). \quad (59)$$

So now we have $I \leq V + 2VI + 2VII + \gamma/12$.

Part (i). Suppose (C) holds. To bound V, applying Lemma B.1, we have for any $u > 0$

$$\begin{aligned} & \mathbb{P} \left(\max_{r \leq s' \leq n-m} \max_{1 \leq j \leq p} \left| \sum_{i=1}^{s'} \frac{1}{s'} \xi_{ij} \right| \geq 2\mathbb{E} \left[\max_{r \leq s' \leq n-m} \max_{1 \leq j \leq p} \left| \sum_{i=1}^{s'} \frac{1}{s'} \xi_{ij} \right| \right] + u \right) \\ & \leq \exp \left(-\frac{u^2}{3\tau_1^2} \right) + 3 \exp \left(-\frac{u}{K_1 \|M_1\|_{\psi_1}} \right), \end{aligned}$$

where

$$\tau_1^2 = \max_{r \leq s' \leq n-m} \max_{1 \leq j \leq p} \sum_{i=1}^{s'} \frac{1}{s'^2} \mathbb{E}(\xi_{ij}^2) \quad \text{and} \quad M_1 = \max_{1 \leq i \leq n} \max_{r \leq s' \leq n-m} \max_{1 \leq j \leq p} \frac{1}{s'} |\xi_{ij}|.$$

Note that $\tau_1^2 \leq r^{-1} \bar{b}$ and

$$\begin{aligned} \|M_1\|_2 & \leq K_2 \|M_1\|_{\psi_1} = K_2 \left\| \max_{1 \leq i \leq n} \max_{1 \leq j \leq p} \max_{r \leq s' \leq n-m} (s'^{-1}) |\xi_{ij}| \right\|_{\psi_1} \\ & \leq K_2 r^{-1} \log(np) \max_{1 \leq i \leq n} \max_{1 \leq j \leq p} \|\xi_{ij}\|_{\psi_1} \leq K_2 \bar{b} r^{-1} \log(np). \end{aligned}$$

Using Lemma E.1 in Chernozhukov et al. (2017), we have

$$\begin{aligned} \mathbb{E} \left[\max_{r \leq s' \leq n-m} \max_{1 \leq j \leq p} \left| \sum_{i=1}^{s'} \frac{1}{s'} \xi_{ij} \right| \right] & \leq K_3 \left\{ \sqrt{\log(np)} \tau_1 + \log(np) \|M_1\|_2 \right\} \\ & \leq C_1(\bar{b}) \left\{ r^{-1/2} \log^{1/2}(np) + r^{-1} \log^2(np) \right\} \\ & \leq C_1(\bar{b}) r^{-1/2} \log^2(np). \end{aligned}$$

Therefore, we have

$$\begin{aligned} & \mathbb{P} \left(\max_{r \leq s' \leq n-m} \max_{1 \leq j \leq p} \left| \sum_{i=1}^{s'} \frac{1}{s'} \xi_{ij} \right| \geq 2C_1(\bar{b})r^{-1/2} \log^2(np) + u \right) \\ & \leq \exp \left(-\frac{ru^2}{3\bar{b}} \right) + 3 \exp \left(-\frac{ru}{K_3\bar{b} \log(np)} \right). \end{aligned}$$

Let $u^* = C^*(\bar{b}, K)r^{-1/2} \log^2(np)$. Then it follows from the assumption $\log(1/\gamma) \leq K \log(np)$ that

$$V \leq \mathbb{P} \left(\max_{r \leq s' \leq n-m} \max_{1 \leq j \leq p} \left| \frac{1}{s'} \sum_{i=1}^{s'} \xi_{ij} \right| \geq u^* \right) \leq \gamma/12.$$

Similarly, to bound VI, by Lemma B.1, we have for any $u > 0$

$$\begin{aligned} & \mathbb{P} \left(\max_{1 \leq j \leq p} \left| \frac{1}{n} \sum_{i=1}^n \xi_{ij} \right| \geq 2\mathbb{E} \left[\max_{1 \leq j \leq p} \left| \frac{1}{n} \sum_{i=1}^n \xi_{ij} \right| \right] + u \right) \\ & \leq \exp \left(-\frac{u^2}{3\tau_2^2} \right) + 3 \exp \left(-\frac{u}{K_1 \|M_2\|_{\psi_1}} \right), \end{aligned}$$

where

$$\tau_2^2 = \max_{1 \leq j \leq p} \sum_{i=1}^n \frac{1}{n^2} \mathbb{E}(\xi_{ij}^2) \leq \bar{b}n^{-1} \quad \text{and} \quad M_2 = \max_{1 \leq i \leq n} \max_{1 \leq j \leq p} \frac{1}{n} |\xi_{ij}|.$$

Note that $\|M_2\|_2 \leq \sqrt{2} \|M_2\|_{\psi_1} \leq K_4 \bar{b}n^{-1} \log(np)$. Since $\log^3(np) \leq Kn$, we have

$$\begin{aligned} \mathbb{E} \left[\max_{1 \leq j \leq p} \left| \frac{1}{n} \sum_{i=1}^n \xi_{ij} \right| \right] & \leq C_2(\bar{b}) \left\{ n^{-1/2} \log^{1/2}(np) + n^{-1} \log^2(np) \right\} \\ & \leq C_2(\bar{b}, K) n^{-1/2} \log^{1/2}(np). \end{aligned}$$

Let $u^\diamond = C^\diamond(\bar{b}, K)n^{-1/2} \log^{1/2}(np)$. Then it yields that

$$VI \leq \mathbb{P} \left(\max_{1 \leq j \leq p} \left| \frac{1}{n} \sum_{i=1}^n \xi_{ij} \right| \geq u^\diamond \right) \leq \gamma/12.$$

For VII, notice that

$$\begin{aligned} & \mathbb{P} \left(\max_{n-1 \geq s \geq m} \max_{1 \leq j \leq p} \left| \frac{1}{n} \sum_{i=s+1}^n \xi_{ij} \right| \geq 2\mathbb{E} \left[\max_{n-1 \geq s \geq m} \max_{1 \leq j \leq p} \left| \frac{1}{n} \sum_{i=s+1}^n \xi_{ij} \right| \right] + u \right) \\ & \leq \exp \left(-\frac{u^2}{3\tau_3^2} \right) + 3 \exp \left(-\frac{u}{K_1 \|M_3\|_{\psi_1}} \right), \end{aligned}$$

where

$$\begin{aligned}\tau_3^2 &= \max_{n-1 \geq s \geq m} \max_{1 \leq j \leq p} \sum_{i=s+1}^n \frac{1}{n^2} \mathbb{E}(\xi_{ij}^2) \leq \bar{b}n^{-2}(n-m) \leq \bar{b}n^{-1}, \\ M_3 &= \max_{n-1 \geq s \geq m} \max_{1 \leq i \leq n} \max_{1 \leq j \leq p} \left| \frac{1}{n} \xi_{ij} \right| = M_2, \\ \mathbb{E} \left[\max_{n-1 \geq s \geq m} \max_{1 \leq j \leq p} \left| \frac{1}{n} \sum_{i=s+1}^n \xi_{ij} \right| \right] &\leq C_3(\bar{b}) \left\{ n^{-1/2} \log^{1/2}(np) + n^{-1} \log^2(np) \right\}.\end{aligned}$$

Then it follows that

$$VII \leq \mathbb{P} \left(\max_{n-1 \geq s \geq m} \max_{1 \leq j \leq p} \left| \frac{1}{n} \sum_{i=s+1}^n \xi_{ij} \right| \geq u^\diamond \right) \leq \gamma/12.$$

Now combining these estimates into (57), (58), and (59), we conclude that $I \leq \gamma/2$ holds under the assumption (54) and choosing a large enough constant $C(\bar{b}, K, c_1, c_2) > 0$ in the definition of r . Same bound holds for II and (20) follows.

Part (ii). Suppose (D) holds. To bound V, applying Lemma B.1, we have

$$\begin{aligned}\mathbb{P} \left(\max_{r \leq s' \leq n-m} \max_{1 \leq j \leq p} \left| \sum_{i=1}^{s'} \frac{1}{s'} \xi_{ij} \right| \geq 2\mathbb{E} \left[\max_{r \leq s' \leq n-m} \max_{1 \leq j \leq p} \left| \sum_{i=1}^{s'} \frac{1}{s'} \xi_{ij} \right| \right] + u \right) \\ \leq \exp \left(-\frac{u^2}{3\tau_1^2} \right) + C(q) \frac{\mathbb{E}[M_1^q]}{u^q}\end{aligned}$$

holds for all $u > 0$. Note that $\tau_1^2 \leq r^{-1}\bar{b}$, and for $q \geq 2$ we have $\|M_1\|_2 \leq \|M_1\|_q$ with

$$\|M_1\|_q^q = \mathbb{E} \left[\max_{1 \leq i \leq n} \max_{1 \leq j \leq p} \left(\max_{s' \geq r} \frac{1}{s'} \right) |\xi_{ij}|^q \right] \leq r^{-q} \sum_{i=1}^n \mathbb{E} \left[\max_{1 \leq j \leq p} |\xi_{ij}|^q \right] \leq \bar{b}^q r^{-q} n.$$

Thus,

$$\begin{aligned}\mathbb{E} \left[\max_{r \leq s' \leq n-m} \max_{1 \leq j \leq p} \left| \sum_{i=1}^{s'} \frac{1}{s'} \xi_{ij} \right| \right] &\leq K_5 \left\{ \sqrt{\log(np)} \tau_1 + \log(np) \|M_1\|_2 \right\} \\ &\leq C_4(\bar{b}, q) \left\{ r^{-1/2} \log^{1/2}(np) + r^{-1} n^{1/q} \log(np) \right\}.\end{aligned}$$

Let

$$u^* = C^*(\bar{b}, K, q) r^{-1/2} \log^{1/2}(np) \max\{1, \gamma^{-1/q} n^{1/q} \log^{1/2}(np)\}.$$

Then, we have

$$V \leq \mathbb{P} \left(\max_{r \leq s' \leq n-m} \max_{1 \leq j \leq p} \left| \sum_{i=1}^{s'} \frac{1}{s'} \xi_{ij} \right| \geq u^* \right) \leq \gamma/12.$$

To bound VI, note that

$$\mathbb{P} \left(\max_{1 \leq j \leq p} \left| \frac{1}{n} \sum_{i=1}^n \xi_{ij} \right| \geq 2\mathbb{E} \left[\max_{1 \leq j \leq p} \left| \frac{1}{n} \sum_{i=1}^n \xi_{ij} \right| \right] + t \right) \leq \exp \left(-\frac{t^2}{3\tau_2^2} \right) + C(q) \frac{\mathbb{E}[M_2^q]}{t^q},$$

where τ_2^2 and M_2 are defined the same as in in Part (i). Since $\tau_2^2 \leq n^{-1}\bar{b}$ and

$$\begin{aligned} \|M_2\|_q^q &= \frac{1}{n^q} \mathbb{E} \left[\max_{1 \leq i \leq n} \max_{1 \leq j \leq p} |\xi_{ij}|^q \right] \leq \frac{1}{n^q} \sum_{i=1}^n \mathbb{E} \left[\max_{1 \leq j \leq p} |\xi_{ij}|^q \right] \leq \bar{b}^q n^{1-q}, \\ \mathbb{E} \left[\max_{1 \leq j \leq p} \left| \frac{1}{n} \sum_{i=1}^n \xi_{ij} \right| \right] &\leq K_6 \left\{ \sqrt{\log(np)} \tau_2 + \log(np) \|M_2\|_2 \right\} \\ &\leq C_5(\bar{b}, q) \left\{ n^{-1/2} \log^{1/2}(np) + n^{1/q-1} \log(np) \right\}. \end{aligned}$$

As $\log(\gamma^{-1}) \leq K \log(np)$, we can take

$$u^\diamond = C^\diamond(\bar{b}, K, q) n^{-1/2} \log^{1/2}(np) \max\{1, \gamma^{-1/q} n^{1/q-1/2} \log^{1/2}(np)\}$$

so that

$$VI \leq \mathbb{P} \left(\max_{1 \leq j \leq p} \left| \sum_{i=1}^n \xi_{ij} \right| \geq u^\diamond \right) \leq \gamma/12.$$

For VII, notice that

$$\begin{aligned} \mathbb{P} \left(\max_{s \geq m} \max_{1 \leq j \leq p} \left| \frac{1}{n} \sum_{i=s+1}^n \xi_{ij} \right| \geq 2\mathbb{E} \left[\max_{s \geq m} \max_{1 \leq j \leq p} \left| \frac{1}{n} \sum_{i=s+1}^n \xi_{ij} \right| \right] + t \right) \\ \leq \exp \left(-\frac{t^2}{3\tau_3^2} \right) + C(q) \frac{\mathbb{E}[M_3^q]}{t^q}, \end{aligned}$$

where $\tau_3^2 \leq \bar{b}n^{-1}$ and M_3 are defined the same as in Part (i). Then we have

$$VII \leq \mathbb{P} \left(\max_{s \geq m} \max_{1 \leq j \leq p} \left| \frac{1}{n} \sum_{i=s+1}^n \xi_{ij} \right| \geq t^\diamond \right) \leq \gamma/12.$$

Hence, $I \leq \gamma/2$ under the assumption (55), and choosing a large enough constant $C(\bar{b}, K, q, c_1, c_2) > 0$ in the definition of r . By a similar argument, II obeys the same bound as I .

LEMMA B.4. *Suppose that (B) holds and H_1 is true with a change point m satisfying $c_1 \leq t_m \leq c_2$ for some constants $c_1, c_2 \in (0, 1)$. Suppose that $\log^3(np) \leq Kn$ and $\log(\gamma^{-1}) \leq K \log(np)$ for some constant $K > 0$. Let \mathcal{G} be defined in (56). (i) If (C) and (54) hold, then $\mathbb{P}(\mathcal{G}) \geq 1 - \gamma/18$, where $r = C(\bar{b}, K, c_1, c_2) \delta_n^{-2} \log^4(np)$. (ii) If (D) and (55) hold, then $\mathbb{P}(\mathcal{G}) \geq 1 - \gamma/18$, where $r = C(\bar{b}, K, q, c_1, c_2) \delta_n^{-2} \log(np) \max\{1, \gamma^{-2/q} n^{2/q} \log(np)\}$. In addition, if $\delta_{nj} \leq 0$ for all $1 \leq j \leq p$, then $\mathbb{P} \left(\max_{1 \leq j \leq p} \left| \tilde{Z}_{nj}(m) \right| = \tilde{Z}_{nj^*}(m) \right) \geq 1 - \gamma/36$ in both (i) and (ii), where $j^* \in \{1, \dots, p\}$ is defined as $\tilde{Z}_{nj^*}(m) = \max_{1 \leq j \leq p} \tilde{Z}_{nj}(m)$.*

B.5. Proof of Theorem 3.7

PROOF (OF THEOREM 3.7). *Part (i)* Assuming (C). Suppose there are undetected change-points in $[b, e]$ which satisfies

$$m_{k_0} \leq b < m_{k_0+1} < \cdots < m_{k_0+q} < e \leq m_{k_0+q+1}$$

for $0 \leq k_0 \leq \nu - q$. Let $\lambda_1 = \lambda_2 = \bar{b} \log^2(np)$,

$$\mathcal{A}_n = \left\{ |(e - b + 1)^{-1/2} \sum_{i=b}^e \xi_i|_\infty < K_2 \lambda_2, \forall 1 \leq b \leq e \leq n \right\}$$

and

$$\mathcal{B}_n = \left\{ \max_{1 \leq b \leq s \leq e \leq n} |Z_{n,b,e}(s) - EZ_{n,b,e}(s)|_\infty < K_1 \lambda_1 \right\}.$$

By Lemma B.5, $\mathbb{P}(\mathcal{A}_n \cap \mathcal{B}_n) \geq 1 - 2\gamma$. In the following, we will only consider the case of $\mathcal{A}_n \cap \mathcal{B}_n$ where the random component of $\{X_i\}_{i=1}^n$, namely the behavior of $\{\xi_i\}_{i=1}^n$, is well characterized.

Let $\hat{m}_{b,e} = \operatorname{argmax}_{b \leq s \leq e} |Z_{n,b,e}(s)|_\infty$ be the location where the maximum CUSUM statistic within interval $[b, e]$ is reached and let $h = \operatorname{argmax}_{j=1, \dots, p} |Z_{n,b,e}(\hat{m}_{b,e})|_j$ be its dimension. According to Algorithm 1, if $\hat{m}_{b,e}$ is large enough to pass the bootstrap test and it is close to one of $\{m_{k_0+1}, \dots, m_{k_0+q}\}$, then one change point is consistently identified. The remaining proof follows the structure of proof in Theorem 1 in Fryzlewicz (2014) to complete this claim with modifications on the key steps: i) $\hat{m}_{b,e} \in \mathcal{S}_n$; ii) Power of bootstrap test is guaranteed such that $\mathbb{P}(\mathcal{S}_n)$ is bounded below. Note that, the main differences between the proof of Theorem 1 in Fryzlewicz (2014) and our argument are in the following aspects. First, Fryzlewicz (2014) considers one-dimensional observations while we extend it to p -dimensional case. The set \mathcal{A}_n and \mathcal{B}_n are adapted to sub-exponential random vectors. Second, Lemma A.5 in Fryzlewicz (2014) provides stopping conditions when the following (60) and (61) fail, that is the search stops if (i) no change point in $[b, e]$ or (ii) the only 1 or 2 change points left in $[b, e]$ are within the distance of \underline{s} from b or e (therefore they should be classified as the same change point as b or e). But under our context, testing procedure substitutes subjective pick of threshold so that we do not need to control the magnitude of $|Z_{n,b,e}(s)|_\infty$.

Apply Theorem 1 in Fryzlewicz (2014), we can make the following statements on set $\mathcal{B}_n \cap \mathcal{A}_n$. When

$$b < m_{k_0+r} - C_3 D_\nu < m_{k_0+r} + C_3 D_\nu < e \text{ for some } 1 \leq r \leq q \quad (60)$$

and

$$\max \{ \min \{ m_{k_0+1} - b, b - m_{k_0} \}, \min \{ m_{k_0+q+1} - e, e - m_{k_0+q} \} \} \leq C_4 \epsilon_n \quad (61)$$

hold for some constants C_3, C_4 , by Lemma A.3 in Fryzlewicz (2014),

$$|\hat{m}_{b,e} - m_{k_0+r}| \leq C_5 \epsilon'_n = C_5 \lambda_2^2 n^2 D_\nu^{-2} (\delta_h^{(p_0+r)})^{-2}$$

i.e. $\hat{m}_{b,e}$ falls within the distance of $C_5 \bar{b}^2 \epsilon_n$ of a previously undetected change point m_{k_0+r} .

Note that $h \in \mathcal{D}_{k_0+r}$, i.e. $\delta_h^{(k_0+r)} \neq 0$. Otherwise, if the h^{th} -dimension has a mean-shift within the working interval $[b, e]$, then it contradicts with $|Z_{n,b,e}(s)|_\infty = |Z_{n,b,e}(\hat{m}_{b,e})|_h$. If there is no mean-shift in the h^{th} -dimension within $[b, e]$, then $|Z_{n,b,e}(\hat{m}_{b,e})|_h \leq C_6(\bar{b}) \log^2(np)$. But by Lemma B.6,

$$\begin{aligned} \max_{b+\underline{s} \leq s \leq e-\underline{s}} |EZ_{n,b,e}(s)|_\infty &\geq \max_{l=k_0, \dots, k_0+q+1} \frac{CD_\nu^2 \bar{\delta}_n}{\sqrt{(e-b)(m_l-b)(e-m_l)}} \\ &\geq \frac{CD_\nu^2 \underline{\delta}_n}{\sqrt{nD_\nu(n-D_\nu)}} \\ &\geq C_7(\bar{b}) D_\nu^{3/2} n^{-1} \underline{\delta}_n \end{aligned}$$

The second line is due to $D_\nu \geq \epsilon_n \gtrsim b - m_{k_0} \geq m_{k_0+1} - m_{k_0} \geq D_\nu$ by (61) and Assumption a), b), e). It leads to contradiction. When $\delta_h^{(p_0+r)} = 0$ but $\delta_h^{(p_0+r+1)} \neq 0$, we just need to record $r+1$ as r .

Next, according to Lemma 3.6, in order to have type II error (of performed test in current interval $[b, e]$) is less than $\gamma + 2\zeta + C_2 \varpi_{1,(e-b)}$, we only need to show $|\tilde{\Delta}|_\infty = |EZ_{n,b,e}(s)|_\infty \geq C\nu \log^{1/2}((e-b)p)$ for some $s \in [b+\underline{s}, e-\underline{s}]$, $C_1 = C_1(b, \bar{b}, K)$ and $C_2 = C_2(b, \bar{b}, K)$. Here, $\varpi_{1,(e-b)} = (\log^7((e-b)p)/\underline{s})^{1/6}$ with \underline{s} determined by n , not $(e-b)$. Then by Assumption d),

$$\begin{aligned} \max_{b+\underline{s} \leq s \leq e-\underline{s}} |EZ_{n,b,e}(s)|_\infty &\geq C_7 D_\nu^{3/2} n^{-1} \underline{\delta}_n \geq C_7 C^2 n^{\frac{3}{2}\Theta-1-\omega} \\ &> C_8(\bar{b}, \underline{b}, K) \sqrt{\log(\zeta^{-1}) \log(np) + \nu^2 \log(np/\alpha)}, \end{aligned}$$

which indicates the change point is significant to pass the bootstrap test with probability no less than $1 - \gamma - 2\zeta - C'_0 \varpi_{1,n}$ where $\varpi_{1,n} \geq \varpi_{1,(e-b)}$ by Assumption e).

As a consequence, the procedure then moves on to operate on the intervals $[b, \hat{m}_{b,e}]$ and $[\hat{m}_{b,e}, e]$ where both (60) and (61) still hold. Therefore, all change points will be detected one by one until the conditions in Lemma A.5 of Fryzlewicz (2014) are met. Assumption c) is implicitly called in Theorem 1 of Fryzlewicz (2014).

Part (ii) Assuming (D). Let $\lambda_1 = \lambda_2 = C(q)\bar{b}n^{3/q}(\log(np) + \gamma^{-1/q})$. Similarly, Lemma B.5 shows $\mathbb{P}(\mathcal{A}_n \cap \mathcal{B}_n) \geq 1 - 2\gamma$. According to the proof of Theorem 3.3, Type-II error is less than $\gamma + 2\zeta + C'_0(\varpi_{1,(e-b)} + \varpi_{2,(e-b)})$ when $|\tilde{\Delta}|_\infty = |EZ_{n,b,e}(s)|_\infty \geq C \log((e-b)p)$ for some $s \in [b+\underline{s}, e-\underline{s}]$. Using the same arguments, we conclude that for each step in binary segmentation the bootstrap test is passed with probability no less than $1 - \gamma - 2\zeta - C'_0(\varpi_{1,n} + \varpi_{2,n})$ and estimated location $\hat{m}_{b,e}$ falls within distance of $C\epsilon_n = C(\bar{b}, q)n^{2+6/q}D_\nu^{-2}(\underline{\delta}_n)^{-2}(\log^2(np) + \gamma^{-2/q})$ until the stopping conditions are met.

LEMMA B.5. $\mathbb{P}(\mathcal{A}_n) \geq 1 - \gamma$ and $\mathbb{P}(\mathcal{B}_n) \geq 1 - \gamma$ for γ defined the same as Theorem 3.7.

PROOF (OF LEMMA 3.6). The structure of this proof is similar to the one for Theorem 3.3. Without loss of generality we may assume $\mu = 0$. For $\xi_i = X_i - \mu_i$ where $\mu_i = \mathbb{E}[X_i]$ has the form of

$$\mu_{m_k+1} = \cdots = \mu_{m_{k+1}} = \sum_{l=0}^k \delta^{(l)},$$

the CUSUM statistic computed on X_1, \dots, X_n can be decomposed as $Z_n(s) = Z_n^\xi(s) + \Delta_s$, where $Z_n^\xi(s) = \sqrt{\frac{s(n-s)}{n}} \left\{ \frac{1}{s} \sum_{i=1}^s \xi_i - \frac{1}{n-s} \sum_{i=s+1}^n \xi_i \right\}$ is defined the same as in the proof of Theorem 3.3 but $\Delta_s = \mathbb{E}Z_n(s)$ is extended to multiple change point model as in (69). Again, by Lemma B.6, $|\Delta_s|_\infty$ reaches its maximum at one of the change points, i.e.,

$$\max_{\underline{s} \leq s \leq n-\underline{s}} |\Delta_s|_\infty = \max_{k=1, \dots, \nu} |\Delta_{m_k}|_\infty \gtrsim \max_{l=1, \dots, \nu} \frac{CD_\nu^2 \bar{\delta}_n}{\sqrt{nm_l(n-m_l)}} =: \tilde{\Delta}. \quad (62)$$

The type II error obeys the same bound in arguments of (44) and (45).

Part (i). Assume (C). Take $\beta_n = C_1 \varpi_{1,n} + 2\zeta$, $q_{T_n}^*(1 - \beta_n)$ holds for the same bound in (46). Note that $q_{T_n^*|X_1^n}(1 - \alpha)$ is bounded the same as in (47), but ψ changes to

$$\bar{\psi}^2 \leq 2 \max_{\underline{s} \leq s \leq n-\underline{s}} \max_{1 \leq j \leq p} \left\{ \frac{n-s}{n} \hat{S}_{n,s,jj}^{\xi,-} + \frac{s}{n} \hat{S}_{n,s,jj}^{\xi,+} \right\} + 4\nu^2 \bar{\delta}_n^2. \quad (63)$$

The sketch of proof for (63) is shown in Part (iii). Therefore, based on the same probability bounds of $\max_{\underline{s} \leq s \leq n-\underline{s}} \max_{1 \leq j \leq p} \left| \frac{1}{s} \sum_{i=1}^s (\xi_{ij}^2 - \Sigma_{jj}) \right|$ and $\max_{\underline{s} \leq s \leq n-\underline{s}} \max_{1 \leq j \leq p} \left| \bar{\xi}_{s,j}^- \right|^2$, we deduce that

$$\mathbb{P} \left(q_{T_n^*|X_1^n}(1 - \alpha) \geq C_5 \max\{\nu \bar{\delta}_n, 1\} \log^{1/2}(np/\alpha) \right) \leq \gamma.$$

Therefore, (16) follows.

Part (ii). Assume (D). Arguments are exactly the same as Part (ii) in Theorem 3.3.

Part (iii). The result of (63) comes from the proof of Lemma B.3 with a modification to multiple mean-shifts model (10). Recall that $\bar{X}_s^- = s^{-1} \sum_{i=1}^s X_i$, $\bar{X}_s^+ = (n-s)^{-1} \sum_{i=s+1}^n X_i$, and $\bar{\xi}_s^-, \bar{\xi}_s^+, \bar{\mu}_s^-, \bar{\mu}_s^+$ are similarly defined by replacing X_1^n with ξ_1^n and μ_1^n , respectively. Then, elementary calculations yield $\bar{X}_s^- = \bar{\xi}_s^- + \bar{\mu}_s^-$ and $\bar{X}_s^+ = \bar{\xi}_s^+ + \bar{\mu}_s^+$, where

$$\bar{\mu}_s^- = \frac{1}{s} \sum_{l=0}^k (s - m_l) \delta^{(l)} \quad \text{and} \quad \bar{\mu}_s^+ = \sum_{l=0}^k \delta^{(l)} + \frac{1}{n-s} \sum_{l=k+1}^{\nu} (n - m_l) \delta^{(l)} \quad \text{for } m_k < s \leq m_{k+1}.$$

Note that

$$\left\{ \begin{array}{l} \frac{1}{\sqrt{s}} \sum_{i=1}^s e_i(X_i - \bar{X}_s^-) = \underbrace{\frac{1}{\sqrt{s}} \sum_{i=1}^s e_i(\xi_i - \bar{\xi}_s^-)}_{:=A} + \frac{1}{\sqrt{s}} \sum_{i=1}^s e_i(\mu_i - \bar{\mu}_s^-) \\ \frac{1}{\sqrt{n-s}} \sum_{i=s+1}^n e_i(X_i - \bar{X}_s^+) = \underbrace{\frac{1}{\sqrt{n-s}} \sum_{i=s+1}^n e_i(\xi_i - \bar{\xi}_s^+)}_{:=B} + \frac{1}{\sqrt{n-s}} \sum_{i=s+1}^n e_i(\mu_i - \bar{\mu}_s^+) \end{array} \right\},$$

where

$$\left\{ \begin{array}{l} \sum_{i=1}^s (\mu_{ij} - \bar{\mu}_{sj}^-)^2 = \sum_{i=1}^s \mu_{ij}^2 - s(\bar{\mu}_{sj}^-)^2 \leq \sum_{i=1}^s \mu_{ij}^2 \leq s\nu^2 \bar{\delta}_n^2 \\ \sum_{i=s+1}^n (\mu_{ij} - \bar{\mu}_{sj}^+)^2 = \sum_{i=s+1}^n \mu_{ij}^2 - (n-s)(\bar{\mu}_{sj}^+)^2 \leq \sum_{i=s+1}^n \mu_{ij}^2 \leq (n-s)\nu^2 \bar{\delta}_n^2 \end{array} \right.$$

as $|\mu_s|_\infty = |\sum_{l=0}^k \delta^{(l)}|_\infty \leq \nu \bar{\delta}_n$ for $s = m_k + 1, \dots, m_{k+1}$. Similarly, we have

$$\begin{aligned} \bar{\psi}^2 &= \max_{\underline{s} \leq s \leq n-s} \max_{1 \leq j \leq p} \left\{ \frac{n-s}{n} \text{Cov}_e \left(A_j + \frac{1}{\sqrt{s}} \sum_{i=1}^s e_i(\mu_{ij} - \bar{\mu}_{sj}^-) \right) \right. \\ &\quad \left. + \frac{s}{n} \text{Cov}_e \left(B_j + \frac{1}{\sqrt{n-s}} \sum_{i=s+1}^n e_i(\mu_{ij} - \bar{\mu}_{sj}^+) \right) \right\} \\ &\leq 2 \max_{\underline{s} \leq s \leq n-s} \max_{1 \leq j \leq p} \left\{ \frac{n-s}{n} \text{Cov}_e(A_j) + \frac{s}{n} \text{Cov}_e(B_j) \right\} \\ &\quad + 2 \max_{\underline{s} \leq s \leq n-s} \max_{1 \leq j \leq p} \left[\frac{1}{s} \sum_{i=1}^s (\mu_{ij} - \bar{\mu}_{sj}^-)^2 + \frac{1}{n-s} \sum_{i=s+1}^n (\mu_{ij} - \bar{\mu}_{sj}^+)^2 \right]. \end{aligned}$$

Then (63) is immediate.

LEMMA B.6. $\text{argmax}_{s=1, \dots, n-1} |\mathbb{E}Z_n(s)|_\infty \subset \{m_k, k = 1, \dots, \nu\}$. Consequently, we automatically have $\text{argmax}_{s=b, \dots, e} |\mathbb{E}Z_{n,b,e}(s)|_\infty \subset \{m_k, k = 1, \dots, \nu\} \cap [b, e]$. Moreover, there exist some constant C such that

$$\max_{l=1, \dots, \nu} |\Delta_{m_l}|_\infty \geq \max_{l=1, \dots, \nu} \frac{CD_\nu^2 \bar{\delta}_n}{\sqrt{nm_l(n-m_l)}} \geq \max_{l=1, \dots, \nu} Cn^{-5/2} \sqrt{m_l(n-m_l)} D_\nu^2 \bar{\delta}_n.$$

C. Proof of auxiliary lemmas

This section contains auxiliary lemmas for the supplementary material Section B.

PROOF (OF LEMMA B.1). For $i = 1, \dots, n$, let

$$Y_i = \begin{pmatrix} a_{1i}X_{i1} & \dots & a_{1i}X_{ip} \\ \vdots & \ddots & \vdots \\ a_{ni}X_{i1} & \dots & a_{ni}X_{ip} \end{pmatrix}.$$

Then Y_1, \dots, Y_n is a sequence of independent mean-zero random matrices in $\mathbb{R}^{n \times p}$. Note that $W_n = \sum_{i=1}^n Y_i$ and $Z_n = |W_n|_\infty$. Then (28) is an immediate consequence of Lemma E.3 in Chernozhukov et al. (2017).

PROOF (OF LEMMA B.2). Part (i). Assume (C). Write

$$\hat{\Delta}_1 = \max_{\underline{s} \leq s \leq n - \underline{s}} \max_{1 \leq j, k \leq p} \left| \sum_{i=1}^n b_{is} (X_{ij} X_{ik} - \sigma_{jk}) \right|,$$

where

$$b_{is} = \begin{cases} s^{-1}, & \text{if } 1 \leq i \leq s \\ 0, & \text{if } s+1 \leq i \leq n \end{cases}.$$

By Part (i) of Lemma B.1, there exists a universal constant $K_1 > 0$ such that for all $t > 0$,

$$\mathbb{P}(\hat{\Delta}_1 \geq 2\mathbb{E}[\hat{\Delta}_1] + t) \leq \exp\left(-\frac{t^2}{3\tau^2}\right) + 3 \exp\left[-\left(\frac{t}{K_1 \|M\|_{\psi_{1/2}}}\right)^{1/2}\right],$$

where

$$\begin{aligned} \tau^2 &= \max_{\underline{s} \leq s \leq n - \underline{s}} \max_{1 \leq j, k \leq p} \sum_{i=1}^n b_{is}^2 \mathbb{E}(X_{ij} X_{ik} - \sigma_{jk})^2, \\ M &= \max_{\underline{s} \leq s \leq n - \underline{s}} \max_{1 \leq j, k \leq p} \max_{1 \leq i \leq s} |s^{-1} (X_{ij} X_{ik} - \sigma_{jk})|. \end{aligned}$$

Note that

$$\begin{aligned} \|M\|_2 &\leq K_2 \|M\|_{\psi_{1/2}} \leq \frac{K_2}{\underline{s}} \left\| \max_{1 \leq i \leq n} \max_{1 \leq j, k \leq p} |X_{ij} X_{ik}| \right\|_{\psi_{1/2}} \leq \frac{K_2}{\underline{s}} \left\| \max_{1 \leq i \leq n} \max_{1 \leq j \leq p} X_{ij}^2 \right\|_{\psi_{1/2}} \\ &= \frac{K_2}{\underline{s}} \left\| \max_{1 \leq i \leq n} \max_{1 \leq j \leq p} |X_{ij}| \right\|_{\psi_1} \leq \frac{K_2 \bar{b}^2 \log^2(np)}{\underline{s}}. \end{aligned}$$

By the Cauchy-Schwarz inequality and assumption (B), we have

$$\tau^2 \leq \max_{\underline{s} \leq s \leq n - \underline{s}} \max_{1 \leq j, k \leq p} \sum_{i=1}^s \frac{1}{s^2} \mathbb{E}(X_{ij} X_{ik})^2 \leq \bar{b}^2 \underline{s}^{-1}.$$

By Lemma E.1 in Chernozhukov et al. (2017), there exists a universal constant $K_3 > 0$ such that

$$\begin{aligned} \mathbb{E}[\hat{\Delta}_1] &\leq K_3 \left\{ \tau \log^{1/2}(np^2) + \|M\|_2 \log(np^2) \right\} \\ &\leq K_3 \left\{ \bar{b} \log^{1/2}(np) \underline{s}^{-1/2} + \bar{b}^2 \log^3(np) \underline{s}^{-1} \right\}. \end{aligned}$$

Therefore, we get

$$\begin{aligned} \mathbb{P}\left(\hat{\Delta}_1 \geq 2K_3 \left\{ \bar{b} \log^{1/2}(np) \underline{s}^{-1/2} + \bar{b}^2 \log^3(np) \underline{s}^{-1} \right\} + t\right) \\ \leq \exp\left(-\frac{t^2 \underline{s}}{3\bar{b}^2}\right) + 3 \exp\left(-\frac{t^{1/2} \underline{s}^{1/2}}{K_4 \bar{b} \log(np)}\right). \end{aligned}$$

Choose $t = C_1 \underline{s}^{-1/2} \log^{1/2}(np)$ for some large enough constant $C_1 := C_1(\bar{b}, K) \geq 1$. Using $\log(\gamma^{-1}) \leq K \log(np)$ and $\log^3(np) \leq \underline{s}$, we obtain that

$$\mathbb{P}\left(\hat{\Delta}_1 \geq C \underline{s}^{-1/2} \log^{3/2}(np)\right) \leq \gamma/4. \quad (64)$$

Since X_1, \dots, X_n are i.i.d. under H_0 , $\hat{\Delta}_1$ and $\hat{\Delta}_2$ share the same distribution and therefore $\hat{\Delta}_2$ also obeys the bound (64). $\hat{\Delta}_3$ and $\hat{\Delta}_4$ can be dealt similarly. Indeed, by Lemma B.1, there exists a universal constant $K_5 > 0$ such that for all $t > 0$,

$$\mathbb{P}(\hat{\Delta}_3 \geq 2\mathbb{E}[\max_{\underline{s} \leq s \leq n-\underline{s}} |\sum_{i=1}^n b_{is} X_i|_\infty] + t) \leq \exp\left(-\frac{t^2}{3\tilde{\tau}^2}\right) + 3 \exp\left(-\frac{t}{K_5 \|\tilde{M}\|_{\psi_1}}\right),$$

where $\tilde{\tau}^2 = \max_{\underline{s} \leq s \leq n-\underline{s}, 1 \leq j \leq p} \sum_{i=1}^n b_{is}^2 \mathbb{E}X_{ij}^2$ and $\tilde{M} = \max_{1 \leq i \leq n, \underline{s} \leq s \leq n-\underline{s}, 1 \leq j \leq p} |b_{is} X_{ij}|$. By (B), $\tilde{\tau}^2 \leq \bar{b} \underline{s}^{-1}$. By (C) and Lemma 2.2.2 in van der Vaart and Wellner (1996), there exists a universal constant $K_6 > 0$ such that $\|\tilde{M}\|_{\psi_1} \leq K_6 \bar{b} \log(np) \underline{s}^{-1}$. By Lemma E.1 in Chernozhukov et al. (2017), there exists a universal constant $K_7 > 0$ such that

$$\begin{aligned} \mathbb{E}[\max_{\underline{s} \leq s \leq n-\underline{s}} |\sum_{i=1}^n b_{si} X_i|_\infty] &\leq K_7 \left\{ \tilde{\tau} \log^{1/2}(np) + \|\tilde{M}\|_2 \log(np) \right\} \\ &\leq K_7 \left\{ \bar{b} \log^{1/2}(np) \underline{s}^{-1/2} + \bar{b} \log^2(np) \underline{s}^{-1} \right\}. \end{aligned}$$

So it follows that

$$\begin{aligned} \mathbb{P}\left(\hat{\Delta}_3 \geq 2K_7 \left\{ \bar{b} \log^{1/2}(np) \underline{s}^{-1/2} + \bar{b} \log^2(np) \underline{s}^{-1} \right\} + t\right) \\ \leq \exp\left(-\frac{t^2 \underline{s}}{3\bar{b}}\right) + 3 \exp\left(-\frac{t \underline{s}}{K_8 \bar{b} \log(np)}\right). \end{aligned}$$

Using $t = C \underline{s}^{-1/2} \log^{1/2}(np) \log(\gamma^{-1})$, we get

$$\mathbb{P}\left(\hat{\Delta}_3 \geq C \underline{s}^{-1/2} \log^{3/2}(np)\right) \leq \gamma/4.$$

Part (ii). Assume (D). By Part (ii) of Lemma B.1, there exists a constant $C_1 := C_1(q) > 0$ such that for all $t > 0$,

$$\mathbb{P}(\hat{\Delta}_1 \geq 2\mathbb{E}[\hat{\Delta}_1] + t) \leq \exp\left(-\frac{t^2}{3\tau^2}\right) + C_1 \frac{\mathbb{E}[M^{q/2}]}{t^{q/2}},$$

where τ^2 and M have the same definition as in Part (i). As in Part (i), $\tau^2 \leq \bar{b}^2 \underline{s}^{-1}$. Note that

$$\mathbb{E}[M^{q/2}] \leq C_2(q) \underline{s}^{-q/2} \left\{ \mathbb{E} \left[\max_{1 \leq i \leq n} \max_{1 \leq j \leq p} |X_{ij}|^q \right] + \max_{1 \leq j, k \leq p} |\sigma_{jk}|^{q/2} \right\} \leq C_2(q) \bar{b}^q n \underline{s}^{-q/2}.$$

and

$$\begin{aligned} \mathbb{E}[\hat{\Delta}_1] &\leq K_1 \{ \tau \log^{1/2}(np^2) + \|M\|_{q/2} \log(np^2) \} \\ &\leq K_1 \{ \bar{b} \underline{s}^{-1/2} \log^{1/2}(np) + C_2(q)^{2/q} \bar{b}^2 n^{2/q} \log(np) \underline{s}^{-1} \}. \end{aligned}$$

Therefore, there exists a constant $C_3(q) > 0$ such that

$$\begin{aligned} \mathbb{P} \left(\hat{\Delta}_1 \geq 2K_1 \left\{ \bar{b} \underline{s}^{-1/2} \log^{1/2}(np) + C_2(q)^{2/q} \bar{b}^2 n^{2/q} \log(np) \underline{s}^{-1} \right\} + t \right) \\ \leq \exp \left(-\frac{t^2 \underline{s}}{3\bar{b}^2} \right) + C_3(q) \frac{n \bar{b}^q}{t^{q/2} \underline{s}^{q/2}}. \end{aligned}$$

Now, choosing $t = C_4 \{ \underline{s}^{-1/2} \log^{1/2}(np) + \gamma^{-2/q} \underline{s}^{-1} n^{2/q} \}$ for some large enough constant $C_4 := C_4(\bar{b}, K, q) \geq 1$. Using $\log(\gamma^{-1}) \leq K \log(np)$ and $\log^3(np) \leq n$, we obtain that

$$\mathbb{P} \left(\hat{\Delta}_1 \geq C_5 \{ \underline{s}^{-1/2} \log^{3/2}(np) + \gamma^{-2/q} \underline{s}^{-1} n^{2/q} \log(np) \} \right) \leq \gamma/4. \quad (65)$$

Other terms $\hat{\Delta}_i, i = 2, 3, 4$ can be similarly handled and details are omitted.

PROOF (OF LEMMA B.3). Recall that $\bar{X}_s^- = s^{-1} \sum_{i=1}^s X_i$, $\bar{X}_s^+ = (n-s)^{-1} \sum_{i=s+1}^n X_i$, and $\bar{\xi}_s^-, \bar{\xi}_s^+$ are similarly defined by replacing X_1^n with ξ_1^n . Then, elementary calculations yield

$$\bar{X}_s^- = \begin{cases} \bar{\xi}_s^-, & \text{if } 1 \leq s \leq m-1 \\ \bar{\xi}_s^- + \frac{s-m}{s} \delta_n, & \text{if } m \leq s \leq n-1 \end{cases}$$

and

$$\bar{X}_s^+ = \begin{cases} \bar{\xi}_s^+ + \frac{n-m}{n-s} \delta_n, & \text{if } 1 \leq s \leq m-1 \\ \bar{\xi}_s^+ + \delta_n, & \text{if } m \leq s \leq n-1 \end{cases}.$$

Let

$$Z_n^{\xi, *}(s) = \underbrace{\sqrt{\frac{n-s}{n}} s^{-1/2} \sum_{i=1}^s e_i(\xi_i - \bar{\xi}_s^-)}_{:=A} - \underbrace{\sqrt{\frac{s}{n}} (n-s)^{-1/2} \sum_{i=s+1}^n e_i(\xi_i - \bar{\xi}_s^+)}_{:=B}$$

be the bootstrap CUSUM statistic computed on the transformed data ξ_1^n . For $m+1 \leq s \leq n-1$, we define $b_{is} = -(s-m)/s$ if $1 \leq i \leq m$, $b_{is} = m/s$ if $m+1 \leq i \leq s$, and $b_{is} = 0$ otherwise. For $1 \leq s \leq m-1$, we define $b'_{is} = -(n-m)/(n-s)$ if $s+1 \leq i \leq m$, $b'_{is} = (m-s)/(n-s)$ if $m+1 \leq i \leq n$, and $b'_{is} = 0$ otherwise. Then routine algebra show that

$$\frac{1}{\sqrt{s}} \sum_{i=1}^s e_i(X_i - \bar{X}_s^-) = \begin{cases} A, & \text{if } 1 \leq s \leq m \\ A + \frac{\delta_n}{\sqrt{s}} \sum_{i=1}^s b_{is} e_i, & \text{if } m+1 \leq s \leq n \end{cases}$$

and

$$\frac{1}{\sqrt{n-s}} \sum_{i=s+1}^n e_i (X_i - \bar{X}_s^-) = \begin{cases} B + \frac{\delta_n}{\sqrt{n-s}} \sum_{i=s+1}^n b'_{is} e_i, & \text{if } 1 \leq s \leq m-1 \\ B, & \text{if } m \leq s \leq n \end{cases}.$$

Denote $\text{Cov}_e(\cdot)$ as the covariance operator taken w.r.t. the random variables e_1, \dots, e_n . By the Cauchy-Schwarz inequality, we have

$$\begin{aligned} \bar{\psi}^2 &= \max_{\underline{s} \leq s \leq n-\underline{s}} \max_{1 \leq j \leq p} \left\{ \frac{n-s}{n} \text{Cov}_e \left(A_j + \frac{\delta_{nj}}{\sqrt{s}} \sum_{i=1}^s b_{is} e_i \mathbf{1}_{(m+1 \leq s \leq n-1)} \right) \right. \\ &\quad \left. + \frac{s}{n} \text{Cov}_e \left(B_j + \frac{\delta_{nj}}{\sqrt{n-s}} \sum_{i=s+1}^n b'_{is} e_i \mathbf{1}_{(1 \leq s \leq m-1)} \right) \right\} \\ &\leq 2 \max_{\underline{s} \leq s \leq n-\underline{s}} \max_{1 \leq j \leq p} \left\{ \frac{n-s}{n} \text{Cov}_e(A_j) + \frac{s}{n} \text{Cov}_e(B_j) \right\} \\ &\quad + 2|\delta_n|_\infty^2 \max_{\underline{s} \leq s \leq n-\underline{s}} \left[\frac{1}{s} \sum_{i=1}^s b_{is}^2 \mathbf{1}_{(m+1 \leq s \leq n-1)} \right] \\ &\quad + 2|\delta_n|_\infty^2 \max_{\underline{s} \leq s \leq n-\underline{s}} \left[\frac{1}{n-s} \sum_{i=s+1}^n b'_{is}{}^2 \mathbf{1}_{(1 \leq s \leq m-1)} \right]. \end{aligned}$$

Note that

$$\begin{aligned} \sum_{i=1}^s b_{is}^2 &= \frac{m(s-m)}{s} \leq s \quad \text{for } m+1 \leq s \leq n-1, \\ \sum_{i=s+1}^n b'_{is}{}^2 &= \frac{(n-m)(m-s)}{n-s} \leq n-s \quad \text{for } 1 \leq s \leq m-1. \end{aligned}$$

Then (48) is immediate.

PROOF (OF LEMMA B.4). *Part (i)*. If (C) holds, First, note that we can write $\tilde{Z}_n(s) = \sum_{i=1}^n v_{is} X_i$, where

$$v_{is} = \begin{cases} \frac{n-s}{n} & \text{if } 1 \leq i \leq s \\ -\frac{s}{n} & \text{if } s+1 \leq i \leq n \end{cases}.$$

Since $\xi_i = X_i - \mathbb{E}(X_i)$, we have $\tilde{Z}_n(s) - \mathbb{E}[\tilde{Z}_n(s)] = \sum_{i=1}^n v_{is} \xi_i$. By Lemma B.1, we have

$$\begin{aligned} &\mathbb{P} \left(\max_{s \geq m+r} \max_{1 \leq j \leq p} \left| \sum_{i=1}^n v_{is} \xi_{ij} \right| \geq 2\mathbb{E} \left[\max_{s \geq m+r} \max_{1 \leq j \leq p} \left| \sum_{i=1}^n v_{is} \xi_{ij} \right| \right] + t \right) \\ &\leq \exp \left(-\frac{t^2}{3\tau^2} \right) + 3 \exp \left(-\frac{t}{K_1 \|M\|_{\psi_1}} \right), \end{aligned}$$

where

$$\tau^2 = \max_{s \geq m+r} \max_{1 \leq j \leq p} \sum_{i=1}^n v_{is}^2 \mathbb{E}(\xi_{ij}^2) \quad \text{and} \quad M = \max_{1 \leq i \leq n} \max_{s \geq m+r} \max_{1 \leq j \leq p} |v_{is} \xi_{ij}|.$$

Note that

$$\begin{aligned} \tau^2 &\leq \bar{b} \max_{s \geq m+r} \sum_{i=1}^n v_{is}^2 = \frac{\bar{b}}{n} \max_{s \geq m+r} (n-s)s \leq \frac{\bar{b}n}{4}, \\ \|M\|_2 &= \left\| \max_{1 \leq i \leq n} \max_{1 \leq j \leq p} \left(\max_{s \geq m+r} |v_{is}| \right) |\xi_{ij}| \right\|_2 \leq K_2 \left\| \max_{1 \leq i \leq n} \max_{1 \leq j \leq p} \left(\max_{s \geq m+r} |v_{is}| \right) |\xi_{ij}| \right\|_{\psi_1} \\ &\leq K_2 \log(np) \max_{1 \leq i \leq n} \max_{1 \leq j \leq p} \left(\max_{s \geq m+r} |v_{is}| \right) \|\xi_{ij}\|_{\psi_1} \leq K_2 \bar{b} \log(np). \end{aligned}$$

Using Lemma E.2 in Chernozhukov et al. (2017) and $\log^3(np) \leq Kn$, we have

$$\begin{aligned} \mathbb{E} \left[\max_{s \geq m+r} \max_{1 \leq j \leq p} \left| \sum_{i=1}^n v_{is} \xi_i \right| \right] &\leq K_3 \left\{ \sqrt{\log(np)} \tau + \log(np) \|M\|_2 \right\} \\ &\leq K_3 \left\{ \sqrt{\bar{b}n \log(np)} + \bar{b} \log^2(np) \right\} \\ &\leq C_1(\bar{b}, K) \sqrt{n \log(np)}. \end{aligned}$$

Thus we get

$$\begin{aligned} \mathbb{P} \left(\max_{s \geq m+r} \max_{1 \leq j \leq p} \left| \sum_{i=1}^n v_{is} \xi_i \right| \geq C_1(\bar{b}, K) \sqrt{n \log(np)} + t \right) \\ \leq \exp \left(-\frac{4t^2}{3\bar{b}n} \right) + 3 \exp \left(-\frac{t}{K_4 \bar{b} \log(np)} \right). \end{aligned}$$

Choosing $t = C_2(\bar{b}, K) \sqrt{n \log(\gamma^{-1})}$ and using $\log(\gamma^{-1}) \leq K \log(np)$, we have

$$\mathbb{P} \left(\max_{s \geq m+r} \max_{1 \leq j \leq p} \left| \tilde{Z}_{nj}(s) - \mathbb{E}[\tilde{Z}_{nj}(s)] \right| \geq t^\dagger \right) \leq \gamma/36,$$

where $t^\dagger = C_3(\bar{b}, K) \sqrt{n \log(np)}$. Note that for any two sequences $\{a_i\}$ and $\{b_i\}$, we have by the elementary inequality $|\max_i |a_i| - \max_i |b_i|| \leq \max_i ||a_i| - |b_i|| \leq \max_i |a_i - b_i|$ that

$$\begin{aligned} \mathbb{P} \left(\left| \max_{s \geq m+r} \max_{j \in \mathcal{S}} \left| \tilde{Z}_{nj}(s) \right| - \max_{s \geq m+r} \max_{j \in \mathcal{S}} \left| \mathbb{E} \tilde{Z}_{nj}(s) \right| \right| \geq t^\dagger \right) &\leq \gamma/24, \\ \mathbb{P} \left(\max_{s \geq m+r} \max_{j \in \mathcal{S}^c} \left| \tilde{Z}_{nj}(s) \right| \geq t^\dagger \right) &\leq \gamma/36. \end{aligned}$$

Since

$$\max_{s \geq m+r} \max_{j \in \mathcal{S}} \left| \mathbb{E} \tilde{Z}_{nj}(s) \right| = \max_{s \geq m+r} \max_{j \in \mathcal{S}} \left| \frac{(n-s)m}{n} \delta_{nj} \right| = nt_m(1-t_m-t_r) |\delta_n|_\infty,$$

it follows that

$$|\delta_n|_\infty \geq \frac{C_4 \log^{1/2}(np)}{n^{1/2}}$$

for some large enough constant $C_4 = C_4(\bar{b}, K, c_1, c_2) > 0$ implies that

$$\begin{aligned} \mathbb{P}(\mathcal{G}^c) &\leq \mathbb{P} \left(\max_{s \geq m+r} \max_{j \in \mathcal{S}} \left| \tilde{Z}_{nj}(s) \right| - \max_{s \geq m+r} \max_{j \in \mathcal{S}^c} \left| \tilde{Z}_{nj}(s) \right| \leq 0 \right) \\ &\leq \mathbb{P} \left(\max_{s \geq m+r} \max_{j \in \mathcal{S}} \left| \tilde{Z}_{nj}(s) \right| \leq \max_{s \geq m+r} \max_{j \in \mathcal{S}} \left| \mathbb{E} \tilde{Z}_{nj}(s) \right| - t^\dagger \right) \\ &\quad + \mathbb{P} \left(- \max_{s \geq m+r} \max_{j \in \mathcal{S}^c} \left| \tilde{Z}_{nj}(s) \right| \leq -t^\dagger \right) \\ &\leq \gamma/36 + \gamma/36 = \gamma/18. \end{aligned}$$

In addition, following the same arguments,

$$\mathbb{P} \left(\max_{1 \leq j \leq p} \left| \tilde{Z}_{nj}(m) - \mathbb{E}[\tilde{Z}_{nj}(m)] \right| \geq t^\dagger \right) \leq \gamma/36.$$

If $\delta_{nj} \leq 0, \forall 1 \leq j \leq p$, then $\mathbb{E}[\tilde{Z}_{nj}(m)] = nt_m(1-t_m)|\delta_{nj}| \geq 0$, and

$$\min_{1 \leq j \leq p} \tilde{Z}_{nj}(m) \geq -t^\dagger, \quad \max_{1 \leq j \leq p} \tilde{Z}_{nj}(m) \geq nt_m(1-t_m)|\delta_n|_\infty - t^\dagger \geq t^\dagger$$

with probability greater than $1-\gamma/36$ when $C_4 \geq 2C_3$. In other words, $\left| \max_{1 \leq j \leq p} \tilde{Z}_{nj}(m) \right| \geq \left| \min_{1 \leq j \leq p} \tilde{Z}_{nj}(m) \right|$, which implies $\max_{1 \leq j \leq p} \left| \tilde{Z}_{nj}(m) \right| = \max_{1 \leq j \leq p} \tilde{Z}_{nj}(m) = \tilde{Z}_{nj^*}(m) \geq 0$. Therefore,

$$\mathbb{P} \left(\max_{1 \leq j \leq p} \left| \tilde{Z}_{nj}(m) \right| = \tilde{Z}_{nj^*}(m) \right) \geq 1 - \gamma/36.$$

Part (ii). If (D) holds, By Lemma B.1, we have

$$\begin{aligned} &\mathbb{P} \left(\max_{s \geq m+r} \max_{1 \leq j \leq p} \left| \sum_{i=1}^n v_{is} \xi_i \right| \geq 2\mathbb{E} \left[\max_{s \geq m+r} \max_{1 \leq j \leq p} \left| \sum_{i=1}^n v_{is} \xi_i \right| \right] + t \right) \\ &\leq \exp \left(-\frac{t^2}{3\tau^2} \right) + K_5 \frac{\mathbb{E}[M^q]}{t^q}, \end{aligned}$$

where τ^2 and M have the same definition as in Part (i). Since $\tau^2 \leq n\bar{b}/4$, we have

$$\|M\|_q^q = \mathbb{E} \left(\max_{1 \leq i \leq n} \max_{1 \leq j \leq p} \left(\max_{s \geq m+r} |v_{is}|^q \right) |\xi_{ij}|^q \right) \leq \sum_{i=1}^n \mathbb{E} \left(\max_{1 \leq j \leq p} |\xi_{ij}|^q \right) \leq n\bar{b}^q,$$

which implies that $\|M\|_2 \leq \|M\|_q = n^{1/q}\bar{b}$ for $q \geq 2$. Using Lemma E.2 in Chernozhukov et al. (2017) and $\log^3(np) \leq Kn$, we have

$$\mathbb{E} \left[\max_{s \geq m+r} \max_{1 \leq j \leq p} \left| \sum_{i=1}^n v_{is} \xi_i \right| \right] \leq K_4 \left\{ \sqrt{\bar{b}n \log(np)} + \bar{b}n^{1/q} \log(np) \right\}.$$

Thus we get

$$\begin{aligned} & \mathbb{P} \left(\max_{s \geq m+r} \max_{1 \leq j \leq p} \left| \sum_{i=1}^n v_{is} \xi_i \right| \geq C_5(\bar{b}, K) \left\{ \sqrt{n \log(np)} + n^{1/q} \log(np) \right\} + t \right) \\ & \leq \exp \left(-\frac{4t^2}{3\bar{b}n} \right) + K_5 \frac{n\bar{b}^q}{t^q}. \end{aligned}$$

Choosing $t = C_6(\bar{b}, K, q) \{ \sqrt{n \log(\gamma^{-1})} + \gamma^{-1/q} n^{1/q} \}$ and using $\log(\gamma^{-1}) \leq K \log(np)$, we have

$$\mathbb{P} \left(\max_{s \geq m+r} \max_{1 \leq j \leq p} \left| \tilde{Z}_{nj}(s) - \mathbb{E}[\tilde{Z}_{nj}(s)] \right| \geq t^\dagger \right) \leq \gamma/36,$$

where $t^\dagger = C_7(\bar{b}, K, q) \{ \sqrt{n \log(np)} + \gamma^{-1/q} n^{1/q} \log(np) \}$. If

$$|\delta_n|_\infty \geq \frac{C_8 \log^{1/2}(np)}{n^{1/2}} \max \left\{ 1, \gamma^{-1/q} n^{1/q-1/2} \log^{1/2}(np) \right\},$$

for some large enough constant $C_8 = C_8(\bar{b}, K, q, c_1, c_2) > 0$, then it follows from the same argument as in Part (i) that $\mathbb{P}(\mathcal{G}^c) \leq \gamma/18$. In addition, $\mathbb{P} \left(\max_{1 \leq j \leq p} \left| \tilde{Z}_{nj}(m) \right| = \tilde{Z}_{nj^*}(m) \right) \geq 1 - \gamma/36$.

PROOF (OF LEMMA B.5). *Part (i). Assume (C).* Consider \mathcal{A}_n first. Apply Lemma B.1 to $a_{i,s_1,s_2} = \frac{1}{\sqrt{s_2-s_1+1}} \mathbf{1}_{\{s_1 \leq i \leq s_2\}}$ (i.e. $s = (s_1, s_2) \in \mathbb{N}^2$) and $X_{ij} = \xi_{ij}$, we have for $\forall t > 0$

$$\begin{aligned} & \mathbb{P} \left(\max_{1 \leq s_1 \leq s_2 \leq n} \left| \sum_{i=1}^n a_{i,s_1,s_2} \xi_i \right|_\infty \geq 2\mathbb{E} \left[\max_{1 \leq s_1 \leq s_2 \leq n} \left| \sum_{i=1}^n a_{i,s_1,s_2} \xi_i \right|_\infty \right] + t \right) \\ & \leq \exp \left(-\frac{t^2}{3\tau^2} \right) + 3 \exp \left(-\frac{t}{K_1 \|M\|_{\psi_1}} \right), \end{aligned} \tag{66}$$

where

$$\begin{aligned}\tau^2 &= \max_{1 \leq s_1 \leq s_2 \leq n} \max_{1 \leq j \leq p} \sum_{i=1}^n a_{i,s_1,s_2}^2 \mathbb{E} \xi_{ij}^2, \\ M &= \max_{1 \leq i \leq n} \max_{1 \leq s_1 \leq s_2 \leq n} \max_{1 \leq j \leq p} |a_{i,s_1,s_2} \xi_{ij}|.\end{aligned}$$

Since $\tau^2 \leq \bar{b}$, and by Lemma 2.2.2 in van der Vaart and Wellner (1996), we have $\|M\|_2 \leq 2\|M\|_{\psi_1} \leq C\bar{b} \log(n^3 p) \leq C'\bar{b} \log(np)$. By Lemma E.1 in Chernozhukov et al. (2017), we have

$$\mathbb{E} \left[\max_{1 \leq s_1 \leq s_2 \leq n} \left| \sum_{i=1}^n a_{i,s_1,s_2} \xi_i \right|_{\infty} \right] \leq K_2 \{ \tau \log^{1/2}(np) + \|M\|_2 \log(np) \}. \quad (67)$$

Choosing $t = K_3 \bar{b} \log(np) \log(\gamma^{-1})$ in (66) for some large enough universal constant $K_3 > 0$, we deduce that there exists a constant $C := C(\bar{b}, K) > 0$ such that

$$\mathbb{P} \left(\max_{1 \leq s_1 \leq s_2 \leq n} \left| a_{i,s_1,s_2} \sum_{i=1}^s \xi_i \right|_{\infty} \geq K\bar{b} \log^2(np) \right) \leq \gamma.$$

So $\mathbb{P}(\mathcal{A}_n) \geq 1 - \gamma$.

For \mathcal{B}_n , replacing $a_{i,s}$ by $a_{i,s_1,s_2} = \frac{1}{\sqrt{s_2 - s_1 + 1}} \mathbf{1}_{\{s_1 \leq i \leq s_2\}}$ in our [45] and [46], we have

$$\mathbb{P} \left(\max_{1 \leq s_1 \leq s \leq s_2 \leq n} |Z_n(s) - \mathbb{E}[Z_n(s)]|_{\infty} \geq K\bar{b} \log^2(np) \right) \leq \gamma.$$

for $\log(\gamma^{-1}) \leq K \log(np)$. Then, $\mathbb{P}(\mathcal{B}_n) \geq 1 - \gamma$.

Part (ii). Assume (D). Assume (D) with $q \geq 2$. Similarly, apply Lemma B.1 to a_{i,s_1,s_2} and $X_{ij} = \xi_{ij}$, we have for $\forall t > 0$

$$\begin{aligned}\mathbb{P} \left(\max_{1 \leq s_1 \leq s_2 \leq n} \left| \sum_{i=1}^n a_{i,s_1,s_2} \xi_i \right|_{\infty} \geq 2\mathbb{E} \left[\max_{1 \leq s_1 \leq s_2 \leq n} \left| \sum_{i=1}^n a_{i,s_1,s_2} \xi_i \right|_{\infty} \right] + t \right) \\ \leq \exp \left(-\frac{t^2}{3\tau^2} \right) + C(q) \frac{\mathbb{E}[M^q]}{t^q},\end{aligned} \quad (68)$$

where τ^2 and M have the same definitions as in Part (i). By Lemma 2.2.2 in van der Vaart and Wellner (1996), we have $\|M\|_2 \leq \|M\|_q \leq n^{3/q} \bar{b}$. Note that $\tau^2 \leq \bar{b}$ and $\mathbb{E}[\max_{1 \leq s \leq n} |Z_n(s) - \mathbb{E}[Z_n(s)]|_{\infty}]$ obeys the bound in (67). Hence, choosing $t = C(q) \{ \bar{b}^{1/2} \log(\gamma^{-1}) + \bar{b} n^{3/q} \gamma^{-1/q} \}$ in (68), we get

$$\mathbb{P} \left(\max_{1 \leq s \leq n} |Z_n(s) - \mathbb{E}[Z_n(s)]|_{\infty} \geq C(q) \bar{b} n^{3/q} (\log(np) + \gamma^{-1/q}) \right) \leq 2 \log^{-q}(np).$$

PROOF (OF LEMMA B.6). Denote the CUSUM mean computed on X_1^n as

$$\Delta_s = \mathbb{E} Z_n(s) = - \sum_{k=1}^{\nu} \left[\sqrt{\frac{s}{n(n-s)}} (n - m_k) \delta^{(k)} \mathbf{1}_{\{s \leq m_k\}} + \sqrt{\frac{(n-s)}{ns}} m_k \delta^{(k)} \mathbf{1}_{\{s > m_k\}} \right].$$

In particular, for $m_k < s \leq m_{k+1}$ of $k = 0, \dots, \nu$,

$$\Delta_s = -\sqrt{\frac{s(n-s)}{n}} \left(\frac{m_0\delta^{(0)} + \dots + m_k\delta^{(k)}}{s} + \frac{(n-m_{k+1})\delta^{(k+1)} + \dots + (n-m_{\nu+1})\delta^{(\nu+1)}}{n-s} \right). \quad (69)$$

Let $\Delta(s)$ be defined as the same expression of (69) but on the whole real numbers $s \in (1, n)$.

Step 1: Suppose time of changes $\nu = 2$ and data are univariate $p = 1$.

$$f(s) := \frac{d}{ds} \Delta(s) = \begin{cases} -\frac{1}{2} \sqrt{\frac{n}{s(n-s)^3}} \left((n-m_1)\delta^{(1)} + (n-m_2)\delta^{(2)} \right), & s < m_1 \\ \frac{1}{2} \sqrt{\frac{n}{s(n-s)}} \left(\frac{m_1}{s} \delta^{(1)} - \frac{n-m_2}{n-s} \delta^{(2)} \right), & m_1 < s < m_2 \\ \frac{1}{2} \sqrt{\frac{n}{s(n-s)^3}} \left(m_1\delta^{(1)} + m_2\delta^{(2)} \right), & s > m_2 \end{cases} \quad (70)$$

(i) Suppose $\text{sign}(\delta^{(1)}) = \text{sign}(\delta^{(2)}) \neq 0$, then the sign of the first derivative of $\Delta(s)$ is summarized as the table below, where s_0 satisfies $s_0/(n-s_0) = (m_1\delta^{(1)})/((n-m_2)\delta^{(2)})$ when $|\delta^{(1)}|/|\delta^{(2)}| \in (\frac{n-m_2}{n-m_1}, \frac{m_2}{m_1})$. Observing that $\Delta(s)$ is continuous and always with sign

$\text{sign}(f(s))$		$s < m_1$	$m_1 < s < m_2$	$m_2 < s$
$\frac{ \delta^{(1)} }{ \delta^{(2)} }$	$(0, \frac{n-m_2}{n-m_1})$	$-\text{sign}(\delta^{(1)})$	$\text{sign}(\delta^{(1)})$	
	$(\frac{n-m_2}{n-m_1}, \frac{m_2}{m_1})$	$-\text{sign}(\delta^{(1)})$	$m_1 < s < s_0$ $\text{sign}(\delta^{(1)})$	$s_0 < s < m_2$ $-\text{sign}(\delta^{(1)})$
	$(\frac{m_2}{m_1}, +\infty)$		$-\text{sign}(\delta^{(1)})$	
				$\text{sign}(\delta^{(1)})$

of $-\text{sign}(\delta^{(1)})$. The maximum of $|\Delta(s)|$ locates at either m_1 or m_2 .

(ii) Suppose $\text{sign}(\delta^{(1)}) = -\text{sign}(\delta^{(2)}) \neq 0$, then based on the summarized $\text{sign}(f(s))$ in the table below and the fact that $\Delta(s)$ is continuous and always with sign $-\text{sign}(\delta^{(1)})$, we claim the maximum of $|\Delta(s)|$ locates at either $s = m_1$ or $s = m_2$.

$\text{sign}(f(s))$		$s < m_1$	$m_1 < s < m_2$	$m_2 < s$
$\frac{ \delta^{(1)} }{ \delta^{(2)} }$	$(0, \frac{n-m_2}{n-m_1})$		$\text{sign}(\delta^{(1)})$	
	$(\frac{n-m_2}{n-m_1}, \frac{m_2}{m_1})$	$-\text{sign}(\delta^{(1)})$	$\text{sign}(\delta^{(1)})$	$-\text{sign}(\delta^{(1)})$
	$(\frac{m_2}{m_1}, +\infty)$	$-\text{sign}(\delta^{(1)})$	$\text{sign}(\delta^{(1)})$	

Step 2: Generalization to multiple change points $\nu \geq 2$ and multiple dimension $p \geq 1$. Based on arguments in Step 1, for any $s \in (m_k, m_{k+1})$ of $k = 1, \dots, \nu - 1$, the maximum of $Z_n(s)$ happens at boundaries of intervals, i.e. $\{m_1, \dots, m_\nu\}$. Notice that when $s \in (m_k, m_{k+1})$ for $k = 0, \nu$, it reduces to the case of single change point where $Z_n(s)$ reaches its maximum at m_1 or m_ν . In addition,

$$\text{argmax}_{s=1, \dots, n-1} |\Delta_s|_\infty \subset \bigcup_{j=1, \dots, p} \text{argmax}_s |\Delta_j(s)| \subset \{m_k, k = 1, \dots, \nu\}$$

Therefore, $\operatorname{argmax}_{s=1,\dots,n-1} |\Delta_s|_\infty \subset \{m_k, k = 1, \dots, \nu\}$ for $\nu \geq 1$ and $p \geq 1$.

Step 3: Characterization of signal size $\max_{k=1,\dots,\nu} |\Delta_{m_k}|_\infty$. Suppose $p = 1$. Let $\nu \geq 2$ otherwise it reduces to single change point case which obeys the lower bound in Lemma (see (43) in the proof of Theorem 3.3). Denote $L = \sum_{k=1}^l m_k \delta^{(k)}$, $R = \sum_{k=l+1}^\nu (n - m_k) \delta^{(k)}$ for some $1 \leq l \leq \nu$. Then by (69),

$$\begin{cases} \Delta_{m_l} = -\frac{1}{\sqrt{n}} \left[\underbrace{\sqrt{\frac{n-m_l}{m_l}} L + \sqrt{\frac{m_l}{n-m_l}} R}_{:=A} \right] \\ \Delta_{m_{l+1}} = -\frac{1}{\sqrt{n}} \left[\underbrace{\sqrt{\frac{n-m_{l+1}}{m_{l+1}}} L + \sqrt{\frac{m_{l+1}}{n-m_{l+1}}} R}_{:=B} \right] \end{cases}.$$

Since A and B cannot be 0 at the same time, we will show that (i) when L and R have the same sign, $|A|$ itself is large and (ii) when L and R have the opposite sign, $|A - B|$ is still large even if signal cancellation exists. Therefore, $\max\{O(|A|), O(|B|)\} = O(|A - B|)$ can be bounded below in either case, and so does $\max_{l=1,\dots,\nu} |\Delta_{m_l}|$.

First, suppose L and R have the opposite sign. WLOG, let $L > 0$.

$$\begin{aligned} |A - B| &= \left(\sqrt{\frac{n-m_l}{m_l}} - \sqrt{\frac{n-m_{l+1}}{m_{l+1}}} \right) |L| + \left(\sqrt{\frac{m_l}{n-m_l}} - \sqrt{\frac{m_{l+1}}{n-m_{l+1}}} \right) |R| \\ &= \frac{n(m_{l+1} - m_l) / \sqrt{m_{l+1} m_l}}{\sqrt{m_{l+1}(n-m_l)} \sqrt{m_l(n-m_{l+1})}} |L| + \frac{n(m_{l+1} - m_l) / \sqrt{(n-m_{l+1})(n-m_l)}}{\sqrt{m_{l+1}(n-m_l)} \sqrt{m_l(n-m_{l+1})}} |R| \\ &\geq \frac{m_{l+1} - m_l}{2m_{l+1}} \frac{n}{\sqrt{m_l(n-m_l)}} |L| + \frac{m_{l+1} - m_l}{2(n-m_l)} \frac{n}{\sqrt{m_{l+1}(n-m_{l+1})}} |R| \end{aligned}$$

Denote $\underline{\delta} = \min_{k=1,\dots,\nu} |\delta^{(k)}|$. Claim that we can find an l such that $\max\{|L|, |R|\} \geq C_1 D_\nu \underline{\delta}$ for some constant C_1 . Otherwise, we just need to move l to $l+1$ such that L and R change $m_{l+1} \delta^{(l+1)} \geq D_\nu \underline{\delta}$ and $(n - m_{l+1}) \delta^{(l+1)} \geq D_\nu \underline{\delta}$, respectively, in opposite direction so that they still have opposite signs. (Move l to $l-1$ if l is the last change point.) Note that $\max\{\frac{m_{l+1}-m_l}{2m_{l+1}}, \frac{m_{l+1}-m_l}{2(n-m_l)}\} \geq \frac{D_\nu}{n}$. Consequently, we have $|A - B| \geq C_1 \frac{D_\nu^2 \underline{\delta}}{\sqrt{m_l(n-m_l)}}$. Next, suppose L and R have the same sign. We still have $\max\{|L|, |R|\} \geq C_2 D_\nu \underline{\delta}$ for some constant C_2 . Otherwise, we move l to $l+1$ and it reduces to the case above. Then, $|A| \geq C_2 (\sqrt{\frac{n-m_l}{m_l}} \wedge \sqrt{\frac{m_l}{n-m_l}}) D_\nu \underline{\delta} \geq C_2 \frac{D_\nu^2 \underline{\delta}}{\sqrt{m_l(n-m_l)}}$. Therefore, when $p = 1$, there exists some constant C such that $\max_{l=1,\dots,\nu} |\Delta_{m_l}| \geq \max_{l=1,\dots,\nu} \frac{CD_\nu^2 \underline{\delta}}{\sqrt{nm_l(n-m_l)}}$.

For the case of multiple dimension $p > 1$, recall $\bar{\delta}_n = \min_{k=1,\dots,\nu} |\delta_n^{(k)}|_\infty$. Since for the dimension $h = \operatorname{argmax}_{j=1,\dots,p} |\delta_{n,j}^{(l+1)}|$, when l moves to $l+1$ the terms, L_h and R_h changes in opposite direction with distances at least $D_\nu |\delta_h^{(l+1)}| \geq D_\nu \bar{\delta}_n$. Then, $\max\{|L|_\infty, |R|_\infty\} \geq$

$C_3 D_\nu \bar{\delta}_n$ still holds. So based on similar argument, we can conclude that

$$\max_{l=1,\dots,\nu} |\Delta_{m_l}|_\infty \geq \max_{l=1,\dots,\nu} \frac{C D_\nu^2 \bar{\delta}_n}{\sqrt{nm_l(n-m_l)}}.$$

D. Additional simulation results

D.1. Comparison of our bootstrap CUSUM test with other methods under H_0 .

Under the same set up as in Section 4.2.1, we first compare our bootstrap CUSUM test with two benchmark methods in the following.

- (i) The bootstrapped log-ratio of maximized likelihood test (denoted as logLik) corresponds to $\log(\Lambda_s)$ in (3) when $p < n$ and

$$\log(\Lambda_s^*) = Z_n^*(s)^T \hat{\Sigma}^{-1} Z_n^*(s)/2,$$

where $\hat{\Sigma}$ is the sample covariance matrix of X_1^n and $Z_n^*(s)$ is the bootstrap CUSUM statistic (6). The testing procedure is similar to our bootstrap CUSUM test: reject H_0 if $\log(\Lambda_s)$ is greater than the $(1 - \alpha)$ -th quantile of bootstrapped $\log(\Lambda_s^*)$.

- (ii) The oracle test is based on $\bar{Y}_n = |Y_n|_\infty$, i.e., the Gaussian approximation of T_n , with *known* covariance matrix. By our definition (32), Y_n is a Gaussian copy of $\text{vec}(\mathbf{Z}_n) = (Z_n(\underline{s})^\top, \dots, Z_n(n - \underline{s})^\top)^\top$, whose covariance is close to $\text{Cov}(Z_n^* | X_1^n)$. The oracle test rejects H_0 if T_n is greater than the $(1 - \alpha)$ -th quantile of \bar{Y}_n .

Table 5 lists the uniform error-in-size $\sup_{\alpha \in (0,1)} |\hat{R}(\alpha) - \alpha|$ for our test and the two benchmarks. Each column corresponds to a combination of one distribution family and one cross-sectional dependence structures, and the rows compare the logLik (when $p < n$), our proposed bootstrap method with $\underline{s} = 30, 40$ and the corresponding benchmark \bar{Y}_n under different settings of $p = 10, 300, 600$. There are several observations we can draw. First, our proposed test has much smaller errors than logLik even when $p = 10$ and 300. Second, the errors of our tests are comparable with those from corresponding \bar{Y}_n in all settings. It shows that our bootstrapped T_n^* is remarkably close to \bar{Y}_n that is generated with given Σ . So our CUSUM test works well as a fully data-dependent approach compared to benchmarks.

Next, we compare our method with the tests in Jirak (2015) and Enikeeva and Harchaoui (2019) under the setting $n = 500, p = 600, \underline{s} = 40$ under H_0 . In Jirak (2015), change points are allowed to occur at different locations in each coordinate. To avoid simulation issue in estimating the long-run variance (which is necessary because Jirak (2015) uses non-stationary CUSUM statistics), we employ the true variance $\hat{\sigma}_h^2 = \sigma_h^2$ in their test statistic (Jirak, 2015, Equation (1.2)) and take the suggested multiplier $\xi_l^2 = 1$ in \hat{s}_h^2 (Jirak, 2015, Equation (4.5)) when calculating conditional long-run variance in bootstrap. This modified stronger algorithm is denoted by their test statistic B_n . In observation of the fact that long-run variances for all coordinates are the same in our simulation setting, we also enhanced it to another competitor denoted as B_n -enhanced by removing both $\hat{\sigma}_h^2$

Table 5. Comparison of uniform error-in-size $\sup_{\alpha \in [0,1]} |\hat{R}(\alpha) - \alpha|$ under H_0 among our test and two benchmarks. (Parameters: $n = 500$ $p = 10, 300, 600$, $\underline{s} = 30, 40$) and data are simulated from all combinations of distribution families and covariance dependence structures.)

$n = 500$		Gaussian			t_6			ctm-Gaussian		
		I	II	III	I	II	III	I	II	III
$p = 10$	logLik	0.150	0.151	0.159	0.122	0.134	0.124	0.136	0.134	0.124
	$\underline{s} = 30$	0.034	0.036	0.041	0.048	0.041	0.039	0.036	0.042	0.021
	\bar{Y}_n	0.037	0.041	0.022	0.030	0.030	0.038	0.035	0.029	0.052
	$\underline{s} = 40$	0.042	0.034	0.037	0.043	0.037	0.033	0.041	0.042	0.043
	\bar{Y}_n	0.028	0.041	0.030	0.028	0.053	0.044	0.023	0.033	0.035
$p = 300$	logLik	0.837	0.835	0.834	0.680	0.669	0.670	0.691	0.679	0.681
	$\underline{s} = 30$	0.054	0.051	0.050	0.085	0.036	0.049	0.115	0.025	0.065
	\bar{Y}_n	0.024	0.046	0.039	0.057	0.064	0.066	0.044	0.067	0.036
	$\underline{s} = 40$	0.046	0.026	0.035	0.058	0.030	0.040	0.057	0.032	0.055
	\bar{Y}_n	0.033	0.025	0.066	0.060	0.033	0.064	0.045	0.025	0.061
$p = 600$	$\underline{s} = 30$	0.051	0.035	0.048	0.122	0.044	0.088	0.103	0.030	0.096
	\bar{Y}_n	0.030	0.045	0.049	0.048	0.043	0.068	0.039	0.055	0.051
	$\underline{s} = 40$	0.060	0.055	0.046	0.083	0.038	0.087	0.079	0.026	0.057
	\bar{Y}_n	0.041	0.041	0.042	0.041	0.025	0.049	0.034	0.038	0.077

and \hat{s}_h^2 . In Enikeeva and Harchaoui (2019), the original test without boundary removing and an improved version with $\underline{s} = 40$ are implemented (denoted as their test statistic ψ and ψ -improved, respectively). We set the tuning parameter κ to be 6.6 as suggested by the authors. Similar to Table 1, uniform error-in-size empirical type I error at $\alpha = 0.05$ are shown in Table 6, where we draw the following comparison results. First, the test ψ in Enikeeva and Harchaoui (2019) suffers from size distortion except for the case of Gaussian distribution with identity covariance structure because the ψ relies heavily on the assumption $X_i \sim N(\mathbf{0}, \sigma^2 \text{Id}_p)$. Second, boundary removal helps ψ to reduce the uniform error-in-size, cf. the ψ -improved. Third, the test B_n in Jirak (2015) and B_n -enhanced behave similarly and they are comparable with ours. However, note that the two B_n tests receive stronger priori that coordinate-wise (long-run) variances are all equal or assumed given, which is impractical. On the contrary, our proposed method does not involve such estimators of variance. Lastly, in lower Table 6, the test B_n inflates Type-I error than pre-specified 5% while ours behaves conversely.

D.2. Additional results on RMSE for location estimators

Figure 7 illustrates contrasts among the three algorithms. Figure 7(a) compares our non-truncated $t_{\hat{m}_0}$ with Wang and Samworth (2018) which has no boundary removal. On the left plot (where $t_m = 3/10$ is fixed), the RMSEs of Wang and Samworth (2018) are large when signal is sparse ($k = 1$) or data are non-Gaussian distributed with cross-sectional dependent. However, our $t_{\hat{m}_0}$ can identify sparse signal under t_6 distribution with high cross-sectional correlation and performs even comparably to their estimator when there is dense signal ($k = 50$). On the right plot (where distribution is fixed as ctm-Gaussian with

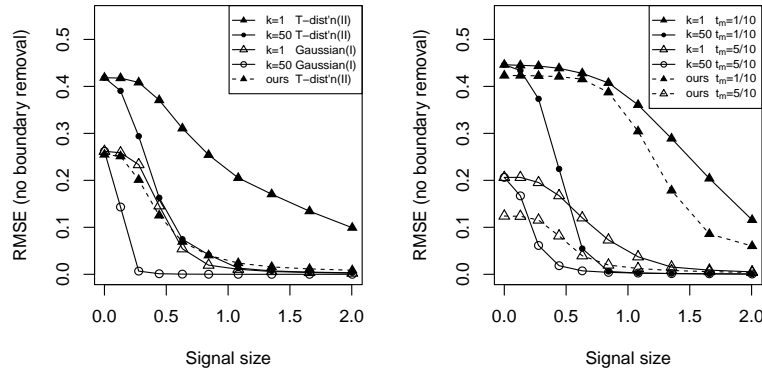
Table 6. Uniform error-in-size $\sup_{\alpha \in [0,1]} |\hat{R}(\alpha) - \alpha|$ and empirical type I error $\hat{R}(0.05)$ for Jirak (2015) (B_n and B_n -enhanced) and Enikeeva and Harchaoui (2019) (ψ and ψ -improved) under H_0 . (Parameters: $n = 500, p = 600, \underline{s} = 1, 40$ and data are simulated from all combinations of distribution families and covariance dependence structures.)

		Gaussian			t_6			ctm-Gaussian		
		I	II	III	I	II	III	I	II	III
		$\sup_{\alpha \in [0,1]} \hat{R}(\alpha) - \alpha $								
B_n	$\underline{s} = 40$	0.073	0.026	0.049	0.101	0.019	0.087	0.083	0.017	0.068
B_n -enhanced	$\underline{s} = 40$	0.071	0.025	0.063	0.063	0.041	0.068	0.061	0.016	0.067
ψ	$\underline{s} = 1$	0.368	0.988	0.882	0.990	0.990	0.990	0.990	0.990	0.990
ψ -improved	$\underline{s} = 40$	0.186	0.959	0.646	0.990	0.990	0.990	0.990	0.987	0.990
		$\hat{R}(0.05)$								
B_n	$\underline{s} = 40$	0.054	0.073	0.063	0.066	0.060	0.059	0.056	0.057	0.063
B_n -enhanced	$\underline{s} = 40$	0.057	0.065	0.061	0.038	0.052	0.054	0.061	0.059	0.058
ψ	$\underline{s} = 1$	0.110	0.998	0.923	1	1	1	1	1	1
ψ -improved	$\underline{s} = 40$	0.055	0.973	0.696	1	1	1	1	0.997	1

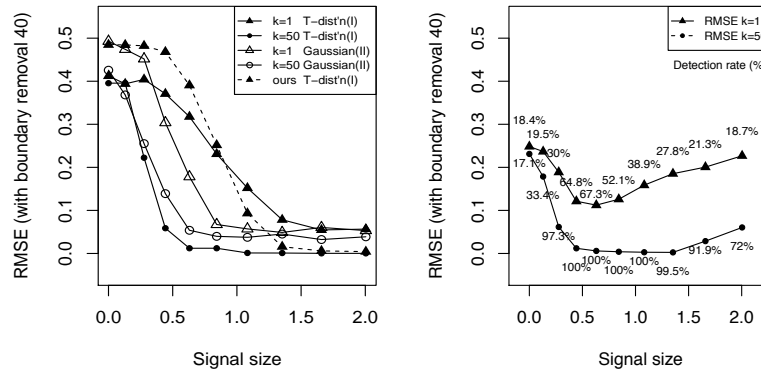
cross-sectional structure III), both approaches have large RMSEs when the change point is close to boundary. But ours is uniformly better under the corresponding sparse alternative. Figure 7(b) compares our truncated $t_{\hat{m}_{1/2}}$ with Cho and Fryzlewicz (2015) which also has boundary removal in their R package. We set $\underline{s} = 40$ for both algorithms. Their method works well for the case of $t_m = 1/10$ as shown in the left of Figure 7(b), and distribution has less effect on Cho and Fryzlewicz (2015) than on Wang and Samworth (2018). But when signal size is 1 and larger, our $t_{\hat{m}_{1/2}}$ almost dominates solid-symbol curves that are under the same distribution. Corresponding to the non-monotone RMSE issue mentioned in simulation, the right of Figure 7(b) shows similar phenomenon even we choose their threshold parameter by using upper $\alpha = 0.01$ quantile from their bootstrap sample rather than default $\alpha = 0.05$ in their R package. Under dense alternative, their searching process fail to discover a change when signal is strong.

D.3. Extension to time series: a block multiplier bootstrap

We shall study the empirical performance of the block multiplier bootstrap CUSUM test for some dependent process ξ_i . Theoretical supports for the block bootstrap CUSUM test are beyond the scope of this paper and they can be derived using the recent development of the Gaussian and bootstrap approximation results for high-dimensional time series (see e.g., Zhang and Cheng (2018), Zhang and Wu (2017)). In our simulation, we consider the stationary vector autoregression of order 1 (denote as VAR(1)) error process: $\xi_i = A\xi_{i-1} + \eta_i = \sum_{k=0}^{\infty} A^k \eta_{i-k}$, where $\{\eta_i\}_{i \in \mathbb{Z}}$ is a sequence of i.i.d. mean-zero random vectors in \mathbb{R}^p and A is a $p \times p$ coefficient matrix, where random matrix A is generated with i.i.d. $N(0, 1)$ entries. To ensure the stationarity of ξ_i process, A is normalized such that $\|A\|_2 = 1/1.8 < 1$. In this section, we fix $n = 500, p = 600, \underline{s} = 40$, and consider different block sizes $M = 2, 5, 10, 15$.



(a) RMSEs of *Inspect* and our non-truncated $t_{\hat{m}_0}$ ($\underline{s} = 1$). Left: distribution effect for $t_m = 3/10$; Right: location effect for data from ctM-Gaussian distribution with Covariance II.



(b) RMSEs of *SBS* and our truncated $t_{\hat{m}_{1/2}}$ ($\underline{s} = 40$ for both methods). Left: distribution effect for $t_m = 1/10$; Right: non-monotone RMSE for $t_m = 5/10$, where data are from ctM-Gaussian distribution with Covariance II.

Fig. 7. Comparison of RMSEs among *Inspect*, *SBS* and ours (under sparse signal only). Parameters: $n = 500, p = 600$ and signal sparsity $k = 1, 50$.

We first investigate the performance of the modified block Gaussian multiplier bootstrap CUSUM test. Since distributional impact has already been evaluated in Section 4.2, the same setup in Figure 1 are selected as example to illustrate the impact of M . In Figure 8, the $\hat{R}(\alpha)$ curves show similar (and slightly less accurate) behavior as in temporally independent case. The approximation accuracy also depends on the block size parameter M (which adjusts for the temporal dependence), in addition to cross-sectional dependence.

The block bootstrap algorithm B_n (Jirak, 2015) delivers similar message in Figure 9. Note that, we primarily compare the performances of bootstrap testing instead of estimation of $\hat{\sigma}_h^2$ that is an influential factor in practice. So the long-run variance estimator $\hat{\sigma}_h^2$ is substituted by its theoretical value $\sigma_h^2, h = 1, \dots, p$, i.e. the h -th diagonal element of $\Sigma(0) + \sum_{l=1}^{\infty} A^l \Sigma(0) + \Sigma(0) \sum_{l=1}^{\infty} (A^T)^l$ where $\Sigma(0) = \sum_{l=0}^{\infty} A^l \Sigma(A^T)^l$ is the lag-0 auto-covariance of $\{X_i\}$. The size approximation is accurate under spatial independent scenarios $V = Id_p$ in general, while larger block size M is suggested when $V = 0.8J + 0.2Id_p$.

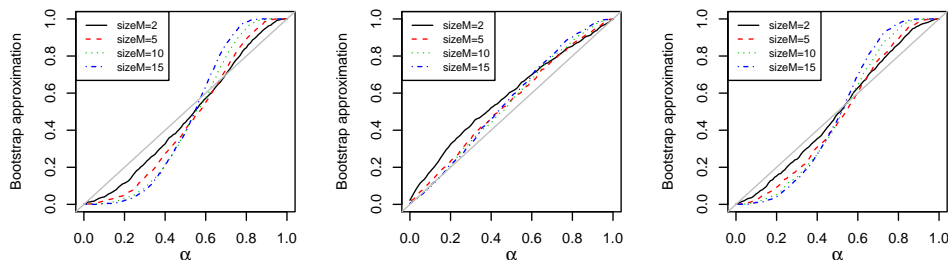


Fig. 8. Empirical rejection rate $\hat{R}(\alpha)$ in selected time-series data-generating schemes under H_0 : (Left) Gaussian distribution with covariance structure I; (Middle) t_6 distribution with covariance structure II; (Right) ctm-Gaussian distribution with covariance structure III. (parameters: $n = 500, p = 600, \underline{s} = 40$ and size $M = 2, 5, 10, 15$)

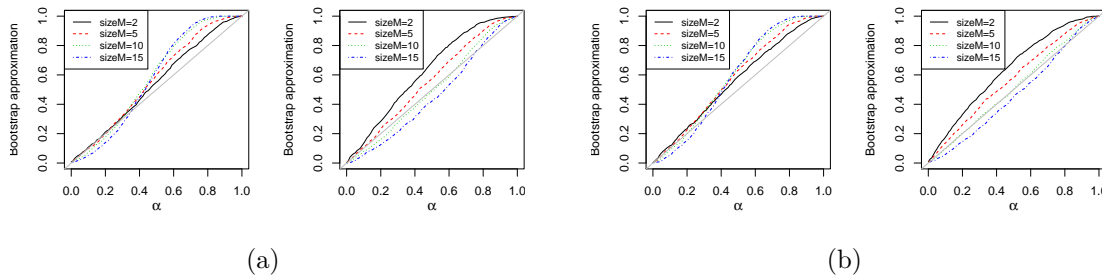


Fig. 9. Empirical rejection rate $\hat{R}(\alpha)$ of the block-wise bootstrap test in Jirak (2015) under H_0 : (a) Gaussian distributed η_i with Covariance I (left) and II (right); (b) T_6 distributed η_i with Covariance I (left) and II (right). (Parameters: $n = 500, p = 600, \underline{s} = 40, \hat{\sigma}_h^2 = \sigma_h^2$ and $\xi_l = 1$ is used in conditional long-run variance estimators \hat{s}_h^2 in bootstrap.)

We also examine our location estimators, **Inspect** (Wang and Samworth, 2018) and **SBS**

(Cho and Fryzlewicz, 2015) for the temporal dependence case. Figure 10 provides RMSEs of the three algorithms for data from ctm-Gaussian with covariance III. Similar conclusions can be drawn as in temporal independence case. The RMSEs are reported in Table 10, 11 and 12.

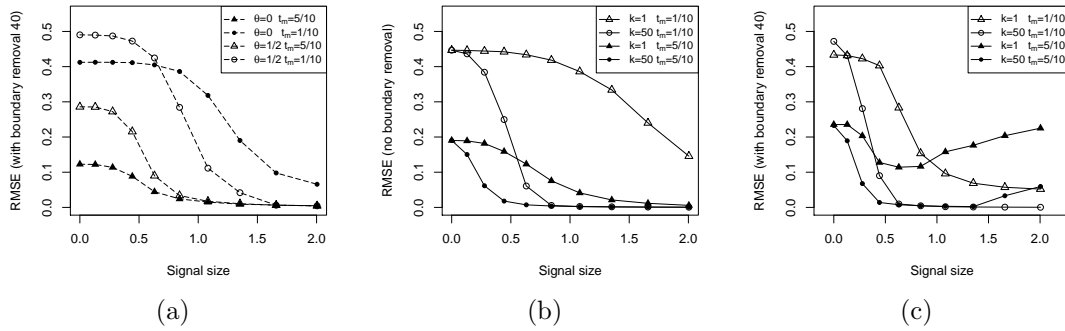


Fig. 10. Comparison of RMSEs: (a) our two estimators $t_{\hat{m}_0}$ and $t_{\hat{m}_{1/2}}$ with $k = 1$ and $\underline{s} = 40$; (b) Inspect with $k = 1, 50$ and $\underline{s} = 1$; (c) SBS with $k = 1, 50$ and $\underline{s} = 40$; . Parameters: $n = 500, p = 600, t_m = 1/10, 5/10$ and data are from ctm-Gaussian distribution with Covariance II.

D.4. Additional tables and figures

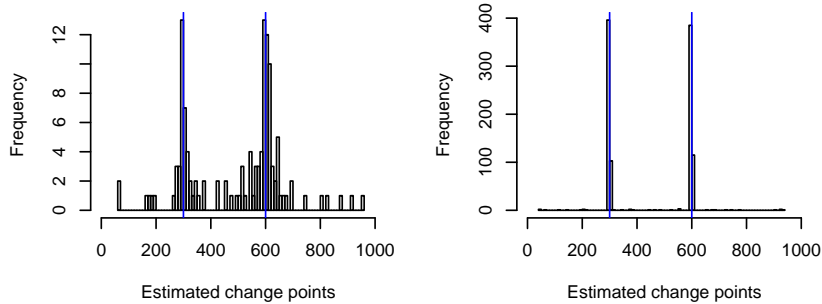


Fig. 11. Histograms of estimated m_i 's over 500 simulation under multiple change point setup $(m_1, m_2) = (300, 600)$ using BABS: (Left) $\delta = 0.317$; (Right) $\delta = 2.004$. Parameters: $n = 1000, p = 1200, \underline{s} = 40, \alpha = 0.05$ and data are from t_6 distribution with Covariance III.

Table 7. Power report of our bootstrap CUSUM test for sparse alternative $k = 1$. Parameters: $t_m = 5/10, 3/10, 1/10$, $n = 500, p = 600, \underline{s} = 40, \alpha = 0.05$ and data are simulated from all combinations of distribution families and covariance dependence structures.

Our method $ \delta _\infty = \delta_1$	Gaussian			t_6			ctm-Gaussian		
	I	II	III	I	II	III	I	II	III
$t_m = 5/10$									
0	0.031	0.038	0.036	0.020	0.044	0.016	0.015	0.042	0.027
0.13	0.035	0.043	0.034	0.020	0.044	0.022	0.014	0.047	0.027
0.28	0.098	0.295	0.128	0.042	0.137	0.038	0.026	0.126	0.050
0.44	0.662	0.884	0.677	0.296	0.559	0.279	0.235	0.567	0.280
0.63	0.989	1	0.993	0.831	0.939	0.851	0.797	0.958	0.843
0.84	1	1	1	0.990	1	0.997	0.997	1	0.996
$t_m = 3/10$									
0	0.042	0.056	0.034	0.024	0.044	0.023	0.020	0.049	0.018
0.13	0.043	0.060	0.034	0.022	0.047	0.027	0.021	0.047	0.018
0.28	0.087	0.209	0.082	0.03	0.109	0.034	0.033	0.093	0.029
0.44	0.502	0.756	0.513	0.181	0.477	0.192	0.186	0.431	0.187
0.63	0.966	0.996	0.972	0.652	0.919	0.711	0.675	0.890	0.690
0.84	1	1	1	0.981	0.997	0.979	0.977	0.999	0.987
1.08	1	1	1	1	1	0.999	0.999	1	1
$t_m = 1/10$									
0	0.039	0.046	0.037	0.023	0.052	0.032	0.018	0.058	0.017
0.13	0.036	0.045	0.035	0.025	0.053	0.033	0.025	0.052	0.016
0.28	0.047	0.070	0.0400	0.024	0.057	0.035	0.025	0.053	0.020
0.44	0.094	0.253	0.091	0.036	0.121	0.049	0.031	0.108	0.032
0.63	0.370	0.645	0.432	0.119	0.344	0.147	0.123	0.310	0.109
0.84	0.861	0.948	0.861	0.426	0.75	0.503	0.418	0.707	0.406
1.08	0.998	1	0.997	0.870	0.967	0.860	0.826	0.953	0.847
1.35	1	1	1	0.991	0.998	0.989	0.988	0.998	0.992

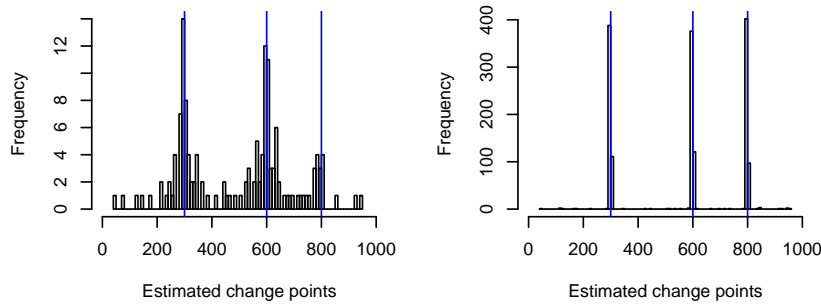


Fig. 12. Histograms of estimated m_i 's over 500 simulation under multiple change point setup $(m_1, m_2, m_3) = (300, 600, 800)$ using BABS: (Left) $\delta = 0.317$; (Right) $\delta = 2.004$. Parameters: $n = 1000, p = 1200, \underline{s} = 40, \alpha = 0.05$ and data are from t_6 distribution with Covariance III.

Table 8. Power report of B_n in Jirak (2015) for sparse alternative $k = 1$. Parameters: $t_m = 5/10, 3/10, 1/10, n = 500, p = 600, \underline{s} = 40, \alpha = 0.05$ and data are simulated from all combinations of distribution families and covariance structures.

B_n $ \delta _\infty = \delta_1$	Gaussian			t_6			ctm-Gaussian		
	I	II	III	I	II	III	I	II	III
$t_m = 5/10$									
0	0.053	0.062	0.043	0.070	0.049	0.050	0.061	0.053	0.060
0.13	0.063	0.077	0.055	0.068	0.049	0.051	0.058	0.058	0.071
0.28	0.219	0.418	0.210	0.147	0.219	0.110	0.111	0.210	0.109
0.44	0.821	0.946	0.809	0.502	0.750	0.504	0.433	0.706	0.429
0.84	1	1	1	1	1	1	0.998	1	1
$t_m = 3/10$									
0	0.061	0.052	0.053	0.056	0.053	0.061	0.067	0.056	0.056
0.13	0.053	0.064	0.063	0.061	0.055	0.061	0.072	0.059	0.063
0.28	0.110	0.232	0.110	0.081	0.132	0.073	0.076	0.121	0.080
0.44	0.553	0.828	0.561	0.263	0.537	0.257	0.245	0.469	0.257
0.84	1	1	1	0.996	1	0.996	0.987	1	0.988
$t_m = 1/10$									
0	0.054	0.073	0.063	0.066	0.060	0.059	0.056	0.057	0.063
0.13	0.062	0.069	0.062	0.070	0.061	0.055	0.049	0.058	0.069
0.44	0.058	0.084	0.061	0.073	0.068	0.065	0.050	0.054	0.071
0.84	0.189	0.520	0.243	0.111	0.246	0.101	0.079	0.229	0.098
1.08	0.684	0.925	0.730	0.264	0.615	0.302	0.210	0.556	0.252
1.35	0.986	1	0.985	0.703	0.940	0.724	0.620	0.903	0.670
1.66	1	1	1	0.99	1	0.986	0.962	0.997	0.968

Table 9. Power report of ψ in Enikeeva and Harchaoui (2019) for both sparse $k = 1$ and dense $k = 50$ alternatives. Parameters: $\alpha = 0.05, t_m = 5/10, 3/10, 1/10, n = 500, p = 600$ and data are simulated from Gaussian distribution with Covariance I.

ψ $ \delta _\infty$	$\underline{s} = 1$			$\underline{s} = 40$		
	$t_m = 5/10$	$t_m = 3/10$	$t_m = 1/10$	$t_m = 5/10$	$t_m = 3/10$	$t_m = 1/10$
Sparse H_1 : Gaussian (I)						
0	0.107	0.101	0.116	0.074	0.059	0.701
0.13	0.107	0.105	0.119	0.075	0.062	0.705
0.28	0.126	0.115	0.125	0.096	0.075	0.710
0.44	0.177	0.154	0.136	0.130	0.106	0.720
0.63	0.312	0.248	0.157	0.265	0.215	0.735
0.84	0.625	0.483	0.195	0.604	0.478	0.764
1.08	0.943	0.839	0.307	0.941	0.850	0.800
1.35	1	0.997	0.534	1	0.997	0.843
1.66	1	1	0.846	1	1	0.923
2.00	1	1	0.992	1	1	0.990
Dense H_1 : Gaussian (I)						
0	0.110	0.116	0.120	0.055	0.067	0.074
0.13	0.755	0.608	0.233	0.735	0.573	0.169
0.28	1	1	0.977	1	1	0.973

Table 10. RMSEs of our estimators \hat{m}_θ for $\theta = 0, 1/2$. Parameters: $t_m = 5/10, 1/10, \underline{s} = 1, 40, n = 500, p = 600$, and data are temporally independent/dependent from selected distributions and covariance structures.

$ \delta _\infty = \delta_1$	Temporally Independent						Dependent	
	Gaussian (I)		t_6 (II)		ctm-Gaussian (III)		TS: ctm-Gaussian (III)	
	$\theta = 0$	$\theta = 1/2$	$\theta = 0$	$\theta = 1/2$	$\theta = 0$	$\theta = 1/2$	$\theta = 0$	$\theta = 1/2$
$\underline{s} = 1, t_m = 5/10$								
0	0.116	0.382	0.167	0.407	0.124	0.431	0.124	0.429
0.13	0.115	0.380	0.164	0.405	0.124	0.430	0.124	0.429
0.28	0.101	0.346	0.118	0.354	0.115	0.422	0.116	0.423
0.44	0.054	0.175	0.067	0.229	0.082	0.350	0.088	0.362
0.63	0.026	0.033	0.037	0.099	0.039	0.178	0.044	0.207
0.84	0.015	0.015	0.020	0.035	0.020	0.054	0.024	0.060
1.35	0.005	0.005	0.008	0.009	0.008	0.010	0.011	0.011
2.00	0.003	0.002	0.004	0.004	0.004	0.004	0.004	0.004
$\underline{s} = 1, t_m = 1/10$								
0	0.416	0.545	0.436	0.552	0.423	0.575	0.416	0.573
0.13	0.416	0.544	0.435	0.550	0.423	0.575	0.416	0.572
0.28	0.416	0.539	0.433	0.539	0.422	0.573	0.416	0.571
0.44	0.413	0.498	0.414	0.488	0.421	0.567	0.414	0.562
0.63	0.394	0.353	0.349	0.350	0.415	0.525	0.410	0.525
0.84	0.318	0.133	0.262	0.187	0.387	0.417	0.388	0.433
1.35	0.081	0.006	0.116	0.032	0.178	0.065	0.193	0.112
2.00	0.039	0.002	0.058	0.005	0.060	0.004	0.062	0.005
$\underline{s} = 40, t_m = 5/10$								
0	0.119	0.280	0.168	0.296	0.124	0.290	0.123	0.286
0.13	0.118	0.279	0.162	0.292	0.124	0.290	0.122	0.285
0.28	0.103	0.245	0.116	0.237	0.115	0.276	0.114	0.272
0.44	0.055	0.126	0.068	0.132	0.077	0.204	0.088	0.215
0.63	0.022	0.033	0.037	0.066	0.035	0.082	0.044	0.090
0.84	0.013	0.017	0.020	0.026	0.019	0.028	0.024	0.034
1.35	0.005	0.006	0.008	0.009	0.008	0.009	0.009	0.010
2.00	0.002	0.002	0.003	0.004	0.004	0.004	0.005	0.004
$\underline{s} = 40, t_m = 1/10$								
0	0.422	0.484	0.434	0.503	0.426	0.505	0.412	0.490
0.13	0.422	0.483	0.433	0.502	0.425	0.505	0.412	0.490
0.28	0.422	0.476	0.430	0.489	0.425	0.503	0.412	0.487
0.44	0.418	0.431	0.409	0.400	0.424	0.483	0.411	0.473
0.63	0.396	0.306	0.355	0.257	0.415	0.407	0.405	0.425
0.84	0.326	0.125	0.268	0.115	0.383	0.270	0.386	0.284
1.35	0.072	0.005	0.116	0.010	0.175	0.030	0.190	0.042
2.00	0.039	0.003	0.057	0.004	0.062	0.005	0.066	0.005

Table 11. RMSEs of Inspect (Wang and Samworth, 2018). Parameters: $t_m = 5/10, 3/10, 1/10, k = 1, 50, n = 500, p = 600$, and data are temporally independent/dependent from selected distributions and covariance structures.

$ \delta _\infty$	Temporally Independent						Dependent	
	Gaussian (I)		t_6 (II)		ctm-Gaussian (III)		TS: ctm-Gaussian (III)	
	$k = 1$	$k = 50$	$k = 1$	$k = 50$	$k = 1$	$k = 50$	$k = 1$	$k = 50$
$t_m = 5/10$								
0	0.166	0.166	0.364	0.364	0.206	0.206	0.190	0.190
0.13	0.164	0.079	0.363	0.340	0.206	0.167	0.189	0.150
0.28	0.139	0.005	0.354	0.251	0.195	0.061	0.182	0.061
0.44	0.080	0.001	0.315	0.132	0.167	0.018	0.159	0.018
0.63	0.034	0.000	0.262	0.061	0.120	0.007	0.123	0.007
0.84	0.018	0.000	0.211	0.027	0.073	0.004	0.076	0.004
1.35	0.006	0.000	0.132	0.008	0.015	0.001	0.021	0.001
2.00	0.003	0.000	0.075	0.003	0.005	0.001	0.006	0.001
$t_m = 3/10$								
0	0.262	0.262	0.419	0.419	0.287	0.287	0.277	0.277
0.13	0.259	0.143	0.418	0.391	0.286	0.246	0.277	0.241
0.28	0.233	0.007	0.408	0.294	0.279	0.104	0.272	0.108
0.44	0.146	0.001	0.371	0.163	0.249	0.019	0.257	0.022
0.63	0.054	0	0.311	0.075	0.202	0.007	0.214	0.007
0.84	0.019	0	0.254	0.042	0.121	0.004	0.145	0.004
1.35	0.006	0	0.171	0.007	0.029	0.001	0.037	0.001
2.00	0.002	0	0.099	0.003	0.006	0.001	0.007	0.001
$t_m = 1/10$								
0	0.425	0.425	0.555	0.555	0.446	0.446	0.447	0.447
0.13	0.424	0.394	0.555	0.544	0.445	0.434	0.446	0.436
0.28	0.420	0.211	0.555	0.504	0.443	0.374	0.444	0.384
0.44	0.405	0.004	0.548	0.424	0.439	0.224	0.442	0.250
0.63	0.351	0.001	0.527	0.309	0.428	0.055	0.434	0.061
0.84	0.255	0.000	0.487	0.197	0.407	0.006	0.418	0.006
1.35	0.031	0.000	0.390	0.047	0.289	0.002	0.334	0.002
2.00	0.003	0.000	0.293	0.006	0.116	0.001	0.146	0.001

Table 12. RMSEs of SBS (Cho and Fryzlewicz, 2015). Parameters: $t_m = 5/10, 1/10, k = 1, 50, n = 500, p = 600$, and data are temporally independent/dependent from selected distributions and covariance structures.

$ \delta _\infty$	Temporally Independent						Dependent	
	Gaussian (I)		t_6 (II)		ctm-Gaussian (III)		TS: ctm-Gaussian (III)	
	$k = 1$	$k = 50$	$k = 1$	$k = 50$	$k = 1$	$k = 50$	$k = 1$	$k = 50$
$t_m = 5/10$								
0	0.207	0.221	0.246	0.240	0.249	0.243	0.243	0.229
0.13	0.201	0.113	0.246	0.205	0.244	0.210	0.237	0.208
0.28	0.187	0.011	0.172	0.134	0.224	0.086	0.234	0.098
0.44	0.131	0.004	0.107	0.072	0.174	0.017	0.185	0.024
0.63	0.116	0.003	0.072	0.036	0.137	0.008	0.137	0.009
0.84	0.119	0.002	0.061	0.028	0.130	0.006	0.123	0.006
1.35	0.126	0.001	0.066	0.023	0.153	0.003	0.135	0.003
2	0.140	0.001	0.069	0.032	0.152	0.001	0.161	0.001
$t_m = 1/10$								
0	0.379	0.381	0.433	0.431	0.440	0.430	0.430	0.419
0.13	0.392	0.316	0.444	0.400	0.436	0.374	0.409	0.416
0.28	0.365	0.099	0.426	0.321	0.415	0.326	0.414	0.314
0.44	0.355	0.005	0.360	0.194	0.405	0.126	0.394	0.159
0.63	0.267	0.002	0.202	0.106	0.348	0.026	0.363	0.017
0.84	0.164	0.001	0.092	0.043	0.272	0.005	0.278	0.005
1.35	0.056	0.000	0.034	0.028	0.105	0.002	0.105	0.002
2	0.040	0.000	0.036	0.023	0.078	0.001	0.061	0.001

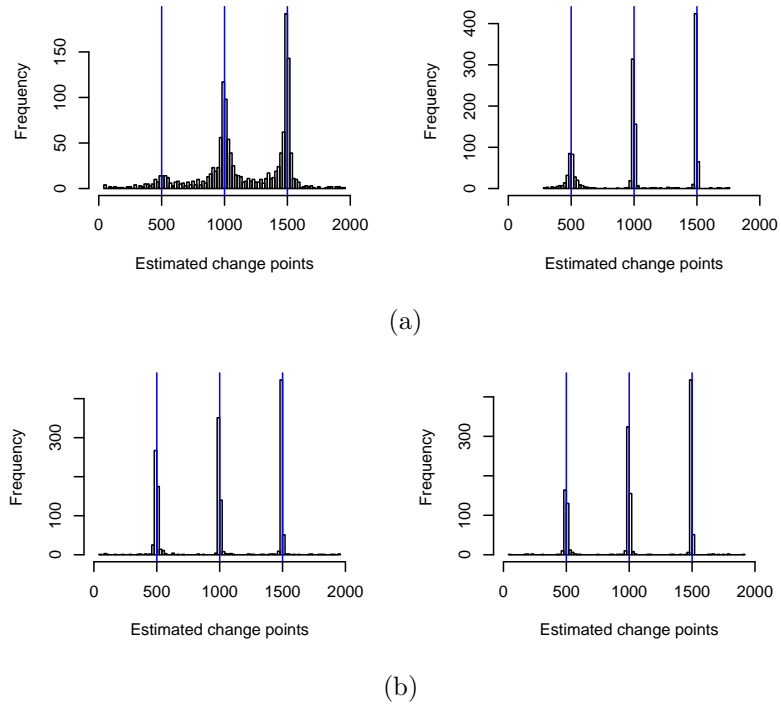


Fig. 13. Histograms of estimated m_i 's over 500 simulation under complete-overlap multiple change point setup $(m_1, m_2, m_3) = (500, 1000, 1500)$, $(|\delta_n^{(1)}|_2, |\delta_n^{(2)}|_2, |\delta_n^{(3)}|_2) = (0.6, 1.2, 1.8)$ using BABS algorithm with $\alpha = 0.05, B = 200, \underline{s} = 40$ (left) and `InspectChangepoint` with default setting in R package `InspectChangepoint`: (a) dense signal of $k = 40$; (b) sparse signal of $k = 1$. Parameters: $n = 2000, p = 200$.

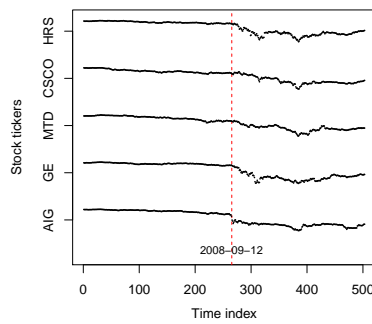


Fig. 14. Top 5 stocks with financial crash in the stock return data on log-scale.