

HIERARCHICAL HYPERBOLICITY OF THE SEPARATING CURVE GRAPH

KATE M. VOKES

ABSTRACT. We show that the separating curve graph associated to a connected, compact, orientable surface of sufficient complexity is a hierarchically hyperbolic space in the sense of Behrstock, Hagen and Sisto. It also automatically has the coarse median property defined by Bowditch. Consequences for the separating curve graph include a distance formula analogous to Masur and Minsky's distance formula for the mapping class group, an upper bound on the maximal dimension of quasiflats, and the existence of a quadratic isoperimetric inequality.

1. INTRODUCTION

Let S be a connected, compact, orientable surface. We shall use the notation $S_{g,b}$ for the surface of genus g with b boundary components, with $S_{g,0} = S_g$. The *curve graph*, $\mathcal{C}(S)$, of S and its flag complex, the curve complex, were introduced by Harvey [18]. The curve graph has as its vertex set all isotopy classes of essential, non-peripheral simple closed curves in S , with an edge joining two distinct vertices if they have disjoint representatives. It is equipped with the combinatorial metric defined by assigning length 1 to each edge, denoted d_S . In addition to the curve graph, there are many other graphs which can be associated to a surface which have curves or collections of curves as vertices. Like the curve graph, these typically have a natural isometric action of the mapping class group, $\mathrm{MCG}(S)$. One variation is the *separating curve graph*, $\mathrm{Sep}(S)$, which is the full subgraph of $\mathcal{C}(S)$ spanned by all separating curves, again with the combinatorial metric.

The curve complex was used by Harer to study homological properties of the mapping class groups (see, for example, [16] and [17]). It was also central in the proof of the Ending Lamination Theorem [29] [12]. Moreover, the curve graph has been an important tool in the study of the large scale geometry of mapping class groups, for example in two papers by Masur and Minsky [25] [26]. The Gromov hyperbolicity of the curve graph is shown in [25]. The second paper [26] gives a distance estimate for the word metric on the mapping class group of a surface in terms of projections to the curve graphs of subsurfaces.

The separating curve graph also has applications to the study of mapping class groups. In particular, it has been used to study certain subgroups of $\mathrm{MCG}(S)$ such as the Johnson kernel (see, for example, [11] and [21] and references therein).

Date: 8 November 2017.

Unlike the curve graph, the separating curve graph of a surface is not in general Gromov hyperbolic. We shall show that it is, however, a *hierarchically hyperbolic space*. Hierarchically hyperbolic spaces were defined by Behrstock, Hagen and Sisto in [4] and [5]. Mapping class groups of surfaces are a motivating example, and the definition (which we shall give in Section 2.2) is inspired by the work of Masur and Minsky in [26]. Hierarchically hyperbolic spaces are equipped with projections to a family of hyperbolic spaces satisfying certain axioms. Behrstock, Hagen and Sisto prove in [5] that every hierarchically hyperbolic space satisfies a “distance formula” in terms of these projections. The specific result we shall prove is the following theorem and immediate corollary, where \mathfrak{X} is the set of subsurfaces X of S such that every separating curve intersects X non-trivially. The excluded cases are those for which $\text{Sep}(S)$ is not connected with the usual definition. For completeness, we give a proof of connectedness of $\text{Sep}(S)$, for S as in Theorem 1.1, in Appendix A.

Theorem 1.1. *Let S be a connected, compact, orientable surface. Suppose S is not $S_{2,b}$ for $b \leq 1$, $S_{1,b}$ for $b \leq 2$ or $S_{0,b}$ for $b \leq 4$. Then the separating curve graph of S is a hierarchically hyperbolic space with respect to \mathfrak{X} .*

Corollary 1.2. *Let S be as in Theorem 1.1. Then there exists a constant C_0 such that for every $C \geq C_0$ there exist K_1 and K_2 such that the following holds. For every pair of separating curves α, β ,*

$$\frac{1}{K_1} \left(\sum_{X \in \mathfrak{X}} [d_X(\alpha, \beta)]_C - K_2 \right) \leq d_{\text{Sep}(S)}(\alpha, \beta) \leq K_1 \sum_{X \in \mathfrak{X}} [d_X(\alpha, \beta)]_C + K_2.$$

Here $[x]_C$ is equal to x if $x \geq C$ and 0 otherwise, and $d_X(\alpha, \beta)$ refers to the distance between the subsurface projections of α and β to X (see Section 2.1 for definitions).

The key step in proving Theorem 1.1 is to show that if the distance between the subsurface projections of two separating curves to $\mathcal{C}(X)$ is bounded by some K for all $X \in \mathfrak{X}$, then there is a bound on their distance in $\text{Sep}(S)$ depending only on K and $\xi(S)$. We shall in fact verify this, along with the other conditions for hierarchical hyperbolicity, for a different graph (Section 3), which we shall show to be quasi-isometric to $\text{Sep}(S)$ (Proposition 4.1). The methods of Section 3 are constructive, but we make no effort to optimise constants. In principle, the quasi-isometry constants are also computable.

A related notion of non-positive curvature which also provides a common framework for hyperbolic spaces and mapping class groups is the *coarse median* property defined by Bowditch in [7]. Every hierarchically hyperbolic space is also a coarse median space. A coarse median space is equipped with a ternary operator called a coarse median which approximates to the median operation on a finite median algebra for any finite set of points in the space. Bowditch proved in [7] that every

coarse median space satisfies a quadratic isoperimetric inequality, giving us the following corollary.

Corollary 1.3. *Let S be as in Theorem 1.1. Then $\text{Sep}(S)$ satisfies a quadratic isoperimetric inequality.*

Also implied by the hierarchical hyperbolicity of $\text{Sep}(S)$ is the following result on a notion of “rank”. Statements of the specific results used are given in Section 2.3.

Corollary 1.4. *Let $S = S_{g,b}$ be as in Theorem 1.1. Then there is no quasi-isometric embedding of the n -dimensional Euclidean space or half-space into $\text{Sep}(S)$, where $n = 3$ if $b \leq 2$ and $n = 2$ otherwise. In fact, for the same n , the radius of an n -dimensional Euclidean ball which can be quasi-isometrically embedded into $\text{Sep}(S)$ is bounded above in terms of $\xi(S)$ and the quasi-isometry constants.*

In other words, when $b \leq 2$, $\text{Sep}(S)$ can have quasiflats of dimension 2 but not of any higher dimension. Such quasiflats correspond to pairs of disjoint subsurfaces in \mathfrak{X} ; see Section 2.4 for a description of these. When $b > 2$, $\text{Sep}(S)$ has no quasiflats of any dimension greater than 1. More detail on how quasiflats can behave in a hierarchically hyperbolic space is given by Behrstock, Hagen and Sisto in [6]. Moreover, the coarse median property implies that in the rank 1 cases, the separating curve graph is in fact hyperbolic.

Corollary 1.5. *Let $S = S_{g,b}$ be as in Theorem 1.1, with $b > 2$. Then $\text{Sep}(S)$ is Gromov hyperbolic.*

Acknowledgements. I am grateful to my supervisor, Brian Bowditch, for many valuable suggestions and interesting conversations, and for reading drafts of this paper. I would also like to thank Saul Schleimer and Alex Wendland for helpful discussions. This work was supported by an Engineering and Physical Sciences Research Council Doctoral Award.

2. PRELIMINARIES

In this section, we give some background and state some standard results which are used later on, or to obtain the corollaries to Theorem 1.1.

2.1. CURVES AND SUBSURFACE PROJECTION

We say that a simple closed curve in a surface S is *essential* if it is not homotopic to a point and *non-peripheral* if it is not homotopic to a boundary component of S . Unless otherwise stated, the word “curve” will always refer to an isotopy class of essential, non-peripheral simple closed curves. Similarly, a “multicurve” will be an isotopy class of multicurves, and the curves of the multicurve will be essential, non-peripheral and pairwise non-isotopic. Two multicurves a and b are in *minimal position* if the number of intersections between a and b is minimal among all pairs of multicurves a', b' isotopic to a, b respectively. The *intersection number*, $i(a, b)$,

of two multicurves a and b is the number of intersections between a and b when they are realised in minimal position.

We shall be considering several graphs associated to a surface S which have curves or multicurves as vertices. In particular, the curve graph, $\mathcal{C}(S)$, and the separating curve graph, $\text{Sep}(S)$, were defined in the introduction. For notational convenience, we shall usually consider these as discrete sets of vertices with the combinatorial metric induced from the graphs. Maps between the graphs should be considered as maps between their vertex sets and will not necessarily be graph homomorphisms. The importance of connectedness for the graphs we will be considering is the consequence that the distance between any two vertices is finite.

The *complexity*, $\xi(S)$, of a surface $S = S_{g,b}$ is defined by $\xi(S) = 3g + b - 3$. This is the maximal number of curves in a multicurve of S , and is strictly decreasing under taking proper subsurfaces. An *essential* subsurface of a surface S is a connected subsurface X so that every boundary component of X is either a boundary component of S or an essential, non-peripheral curve of S . From now on, the word “subsurface” will always refer to an isotopy class of essential subsurfaces. Given a subsurface X of S , we denote by $\partial_S X$ the multicurve of S made up of the boundary components of X which are not in ∂S .

Given a surface S and a subsurface X of S , we have a *subsurface projection* map π_X from $\mathcal{C}(S)$ to the power set $2^{\mathcal{C}(X)}$ of $\mathcal{C}(X)$. The image of a point under this map may be empty, and always has uniformly bounded diameter (see Proposition 2.1 below). We define this subsurface projection for subsurfaces with positive complexity following [26]. A subsurface projection to annuli can also be defined but we will not need it here. Let X be a subsurface of S and α a curve of S intersecting X minimally. That is, α and $\partial_S X$ are in minimal position, and if α is isotopic to a boundary component of X then it is isotoped to be disjoint from X . If α is contained in X then $\pi_X(\alpha) = \alpha$. If α is disjoint from X then $\pi_X(\alpha) = \emptyset$. Otherwise, the intersection of α and X is a collection \mathcal{A} of properly embedded arcs in X . Then $\pi_X(\alpha)$ is the set containing each essential, non-peripheral curve in X which arises as a boundary component of a regular closed neighbourhood of the union of some a in \mathcal{A} and the components of $\partial_S X$ it meets. We may similarly consider a subsurface projection $\mathcal{G}(S) \rightarrow \mathcal{C}(X)$ for any complex $\mathcal{G}(S)$ whose vertices are curves or multicurves in S , and any subsurface X of S . If B is a collection of curves, then $\pi_X(B) = \bigcup_{\alpha \in B} \pi_X(\alpha)$. We define the distance between two sets C, D of curves in X by $d_X(C, D) = \text{diam}_X(C \cup D)$, where diam_X denotes the diameter in $\mathcal{C}(X)$. We will usually abbreviate $d_X(\pi_X(A), \pi_X(B))$ by $d_X(A, B)$. The following result is included in Lemma 2.3 of [26].

Proposition 2.1. *Let X be a subsurface of S of positive complexity and let a be a multicurve in S . Then either $\pi_X(a) = \emptyset$ or $\text{diam}_X(\pi_X(a)) \leq 2$.*

This implies that if $\alpha_0, \alpha_1, \dots, \alpha_n$ is a path in $\mathcal{C}(S)$ such that every α_i intersects X , then $d_X(\alpha_0, \alpha_n) \leq 2n$.

Given a complex $\mathcal{G}(S)$, the subsurfaces of S which every vertex of $\mathcal{G}(S)$ must intersect are of particular interest. These are called “holes” in [28], and “witnesses” in some more recent papers (see, for example, [2] [14]).

2.2. HIERARCHICALLY HYPERBOLIC SPACES

Hierarchically hyperbolic spaces were defined by Behrstock, Hagen and Sisto in [4]. Hierarchical hyperbolicity of a space Λ is always with respect to some family of uniformly hyperbolic spaces with projections from Λ to these spaces. The same authors give an equivalent definition of hierarchically hyperbolic spaces in [5], and that is the definition we shall use here. For an exposition of the topic of hierarchically hyperbolic spaces, see [33]. The space Λ is assumed to be a *quasigeodesic space*, that is, any two points in the space can be connected by a quasigeodesic with uniform constants. All of the spaces we will deal with in this paper will in fact be geodesic spaces.

We say that (Λ, d_Λ) is a *hierarchically hyperbolic space* if there exist a constant $\delta \geq 0$, an indexing set \mathfrak{S} and, for each $X \in \mathfrak{S}$, a δ -hyperbolic space $(\mathcal{C}(X), d_X)$ such that the following axioms are satisfied.

1. Projections. There exist constants c and K such that for each $X \in \mathfrak{S}$, there is a (K, K) -coarsely Lipschitz *projection* $\pi_X: \Lambda \rightarrow 2^{\mathcal{C}(X)}$ such that the image of each point of Λ has diameter at most c in $\mathcal{C}(X)$.

2. Nesting. The set \mathfrak{S} has a partial order \sqsubseteq , and if \mathfrak{S} is non-empty then it contains a unique \sqsubseteq -maximal element. If $X \sqsubseteq Y$ then we say that X is *nested* in Y . For all $X \in \mathfrak{S}$, $X \sqsubseteq X$. For all $X, Y \in \mathfrak{S}$ such that $X \sqsubset Y$ (that is, $X \sqsubseteq Y$ and $X \neq Y$) there is an associated subset $\pi_Y(X) \subseteq \mathcal{C}(Y)$ with diameter at most c , and a projection map $\pi_X^Y: \mathcal{C}(Y) \rightarrow 2^{\mathcal{C}(X)}$.

3. Orthogonality. There is a symmetric and anti-reflexive relation \perp on \mathfrak{S} called *orthogonality*. Whenever $X \sqsubseteq Y$ and $Y \perp Z$, $X \perp Z$. For every $X \in \mathfrak{S}$ and $Y \sqsubseteq X$, either there is no $U \sqsubseteq X$ such that $U \perp Y$, or there exists $Z \sqsubset X$ such that whenever $U \sqsubseteq X$ and $U \perp Y$, $U \sqsubseteq Z$. If $X \perp Y$ then X and Y are not \sqsubseteq -comparable, that is, neither is nested in the other.

4. Transversality and consistency. If X and Y are not orthogonal and neither is nested in the other, then we say X and Y are *transverse*, $X \pitchfork Y$. There exists $\kappa \geq 0$ such that whenever $X \pitchfork Y$ there are sets $\pi_X(Y) \subseteq \mathcal{C}(X)$ and $\pi_Y(X) \subseteq \mathcal{C}(Y)$, each of diameter at most c , satisfying, for all $a \in \Lambda$:

$$\min\{d_X(\pi_X(a), \pi_X(Y)), d_Y(\pi_Y(a), \pi_Y(X))\} \leq \kappa.$$

If $X \sqsubseteq Y$ and $a \in \Lambda$ then:

$$\min\{d_Y(\pi_Y(a), \pi_Y(X)), \text{diam}_{\mathcal{C}(X)}(\pi_X(a) \cup \pi_X^Y(\pi_Y(a)))\} \leq \kappa.$$

These are called the *consistency inequalities*. If $X \sqsubseteq Y$ then for any Z such that either $Y \sqsubset Z$ or $Y \pitchfork Z$ and $Z \perp X$ then $d_Z(\pi_Z(X), \pi_Z(Y)) \leq \kappa$.

5. Finite complexity. There exists $n \geq 0$, called the *complexity* of Λ with respect to \mathfrak{S} , such that any set of pairwise \sqsubseteq -comparable elements of \mathfrak{S} contains at most n elements.

6. Large links. There exist $\lambda \geq 1$ and $E \geq \max\{c, \kappa\}$ such that the following holds. Let $X \in \mathfrak{X}$, $a, b \in \Lambda$ and $R = \lambda d_X(\pi_X(a), \pi_X(b)) + \lambda$. Then either $d_Y(\pi_Y(a), \pi_Y(b)) \leq E$ for every $Y \sqsubset X$, or there exist $Y_1, \dots, Y_{[R]}$ such that for each $1 \leq i \leq [R]$, $Y_i \sqsubset X$, and such that for all $Y \sqsubset X$, either $Y \sqsubseteq Y_i$ for some i , or $d_Y(\pi_Y(a), \pi_Y(b)) \leq E$. Also, $d_X(\pi_X(a), \pi_X(Y_i)) \leq R$ for each i .

7. Bounded geodesic image. For all $X \in \mathfrak{S}$, and $Y \sqsubset X$, and for all geodesics g of $\mathcal{C}(X)$, either $\text{diam}_{\mathcal{C}(Y)}(\pi_Y^X(g)) \leq E$ or $g \cap N_{\mathcal{C}(X)}(\pi_X(Y), 1) \neq \emptyset$.

8. Partial realisation. There exists a constant r with the following property. Let $\{X_j\}$ be a set of pairwise orthogonal elements of \mathfrak{S} and let $\gamma_j \in \pi_{X_j}(\Lambda) \subseteq \mathcal{C}(X_j)$ for each j . Then there exists $a \in \Lambda$ such that:

- $d_{X_j}(\pi_{X_j}(a), \gamma_j) \leq r$ for all j ,
- for each j and each $X \in \mathfrak{S}$ such that $X_j \sqsubseteq X$, $d_X(\pi_X(a), \pi_X(X_j)) \leq r$,
- if $Y \sqsupset X_j$ for some j , then $d_Y(\pi_Y(a), \pi_Y(X_j)) \leq r$.

9. Uniqueness. For all $K \geq 0$, there exists K' such that if $a, b \in \Lambda$ satisfy $d_X(\pi_X(a), \pi_X(b)) \leq K$ for all $X \in \mathfrak{S}$, then $d_\Lambda(a, b) \leq K'$.

2.3. PROPERTIES OF HIERARCHICALLY HYPERBOLIC SPACES

An important basic property is that hierarchical hyperbolicity is a quasi-isometry invariant (Proposition 1.7 of [5]).

Proposition 2.2. *If Λ is hierarchically hyperbolic with respect to \mathfrak{S} and Λ' is a quasigeodesic space quasi-isometric to Λ , then Λ' is hierarchically hyperbolic with respect to \mathfrak{S} .*

It is shown in [5] (Theorem 5.5) that hierarchically hyperbolic spaces satisfy the following distance estimate, which is analogous to the result for mapping class groups given by Masur and Minsky in [26]. This was one of the axioms for the original definition of hierarchical hyperbolicity in [4] but is a consequence of the modified axioms in [5].

Theorem 2.3. *Let Λ be hierarchically hyperbolic with respect to a set \mathfrak{S} . Then there exists a constant C_0 such that for all $C \geq C_0$ there exist K_1 and K_2 such that the following holds. For every $a, b \in \Lambda$,*

$$\frac{1}{K_1} \left(\sum_{X \in \mathfrak{S}} [d_X(\pi_X(a), \pi_X(b))]_C - K_2 \right) \leq d_\Lambda(a, b) \leq K_1 \sum_{X \in \mathfrak{S}} [d_X(\pi_X(a), \pi_X(b))]_C + K_2.$$

Here $[\]_C$ denotes the cut-off function as for Corollary 1.2.

Theorem J of [4] gives an upper bound on the dimension of a Euclidean space which can be quasi-isometrically embedded in a hierarchically hyperbolic space Λ in terms of the maximal cardinality of a set of pairwise orthogonal elements of Λ . We may obtain a stronger result by combining the following two results.

Theorem 2.4. *Let Λ be a coarse median space of rank n , and fix some quasi-isometry constants. Then there exists r , depending only on Λ and the quasi-isometry constants, such that there is no quasi-isometric embedding of the $(n + 1)$ -dimensional Euclidean ball of radius r into Λ .*

Theorem 2.5. *Let Λ be hierarchically hyperbolic with respect to \mathfrak{S} and let n be the maximal cardinality of a set of pairwise orthogonal elements of \mathfrak{S} . Then Λ is a coarse median space of rank at most n .*

Theorem 2.4 is Lemma 6.10 of [9]. Theorem 2.5 is observed in [9], without the specific bound on rank. A proof, again without this bound on rank, is given in [5] (Theorem 7.3). However, one may verify that under the assumptions of Theorem 2.5, properties (P1)–(P4) of Section 10 of [7] are satisfied, with $\nu = n$, and hence, by Proposition 10.2 of that paper, Λ is coarse median of rank at most n . Another result on rank for coarse median spaces is the following, Theorem 2.1 of [7] (see also Corollary 4.3 of [30]).

Theorem 2.6. *Let Λ be a coarse median space of rank 1. Then Λ is Gromov hyperbolic.*

2.4. SUBSURFACES IN \mathfrak{X}

Recall that we denote by \mathfrak{X} the set of those subsurfaces of S which every separating curve intersects non-trivially. We will show that $\text{Sep}(S)$ has a hierarchically hyperbolic structure with respect to \mathfrak{X} , where the associated hyperbolic spaces are the curve graphs of the subsurfaces in \mathfrak{X} . We briefly describe here what the subsurfaces in \mathfrak{X} look like.

Let $X \in \mathfrak{X}$. Then every boundary component of X is non-separating in S and no component of $S \setminus X$ contains a separating curve of S . Hence, each component of $S \setminus X$ (or, more correctly, $S \setminus \text{int}(X)$) is a planar subsurface containing at most one boundary component of S , and, conversely, any subsurface X with this property is in \mathfrak{X} . See Figure 1 for examples and Figure 2 for non-examples.

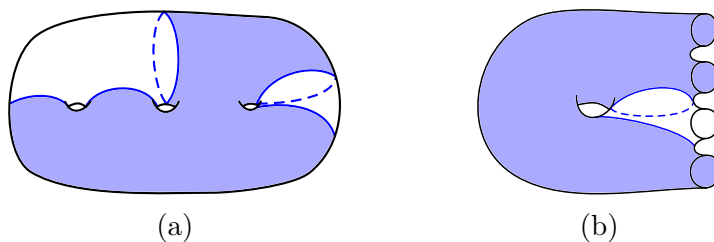


FIGURE 1. Examples of subsurfaces that every separating curve must intersect.

The relation of orthogonality for elements of \mathfrak{X} will correspond to disjointness, so to obtain Corollary 1.4, we need to consider when a collection of subsurfaces in




FIGURE 2. Examples of subsurfaces where there is a disjoint separating curve.

\mathfrak{X} can be pairwise disjoint. Because of the restrictions on the complement of each of these subsurfaces, if S has at least three boundary components then there is no pair of disjoint subsurfaces in \mathfrak{X} . If S has at most two boundary components then a set of pairwise disjoint elements of \mathfrak{X} can have cardinality 2, but not 3. If X_1 and X_2 are disjoint elements of \mathfrak{X} , where $S = S_g$, then each of them is a copy of $S_{0,g+1}$, and they meet along their boundary components. Similarly, when $S = S_{g,1}$ either they are both copies of $S_{0,g+1}$ or one is $S_{0,g+1}$ and one is $S_{0,g+2}$, and when $S = S_{g,2}$ we will have two copies of $S_{0,g+2}$ (Figure 3). Notice that in most cases, if X_1 is a subsurface in \mathfrak{X} such that there exists $X_2 \in \mathfrak{X}$ disjoint from X_1 , then X_2 must be equal to $S \setminus X_1$ and hence is completely determined by X_1 . The exception is when $S = S_{g,1}$ and X_1 is a copy of $S_{0,g+1}$. Then we may choose a curve γ in $Y = S \setminus X_1$ such that one component of $Y \setminus \gamma$ is a copy of $S_{0,3}$ containing ∂S and the other component is in \mathfrak{X} .

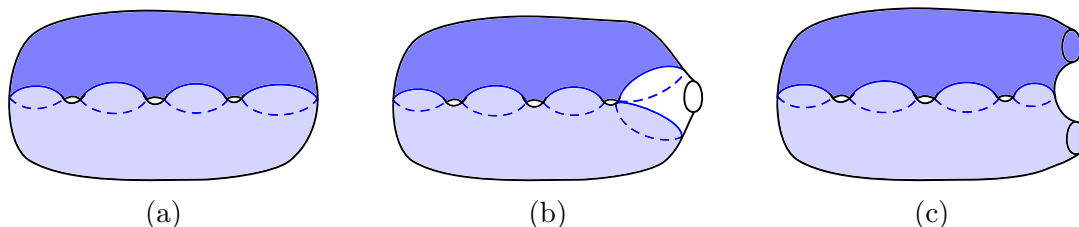


FIGURE 3. Examples of pairs of disjoint subsurfaces in \mathfrak{X} , for S_3 , $S_{3,1}$ and $S_{3,2}$.

3. A GRAPH OF MULTICURVES

In this section, we introduce a graph associated to a surface S whose vertices are certain multicurves, and prove that it is hierarchically hyperbolic. We shall show in Section 4 that this graph is quasi-isometric to $\text{Sep}(S)$.

3.1. DEFINITION OF $\mathcal{K}(S)$

Let S be a surface as in Theorem 1.1. We define a graph $\mathcal{K}(S)$ whose vertices are multicurves which cut S into subsurfaces which are not in the set \mathfrak{X} . In particular,

every separating curve is a vertex of $\mathcal{K}(S)$. Also note that, since for any $X \in \mathfrak{X}$, any subsurface containing X is also in \mathfrak{X} , the addition of a disjoint curve to any vertex of $\mathcal{K}(S)$ gives another vertex of $\mathcal{K}(S)$. When we remove a multicurve a from S , we will really want to remove a regular open neighbourhood in order to obtain compact subsurfaces. However, we shall abuse notation and simply write $S \setminus a$.

Definition 3.1. The graph $\mathcal{K}(S)$ has:

- a vertex for each multicurve a in S such that for every component of $S \setminus a$, there is a separating curve of S disjoint from this component,
- an edge between vertices a and b if one of the following holds:
 - (1) b is obtained either by adding a single curve to a or by removing a single curve from a ,
 - (2) b is obtained by replacing a curve α in a with a curve β , where the component of $S \setminus (a \setminus \alpha)$ containing α is an $S_{0,4}$ subsurface in \mathfrak{X} and α and β intersect exactly twice.

The second type of edge can arise only when S is S_3 , $S_{3,1}$, $S_{2,2}$ or $S_{1,3}$, since these are the cases where there are subsurfaces in \mathfrak{X} which are copies of $S_{0,4}$. Since we assume that S satisfies the hypotheses of Theorem 1.1, there is no subsurface in \mathfrak{X} which is a copy of $S_{1,1}$ or which has complexity less than 1.

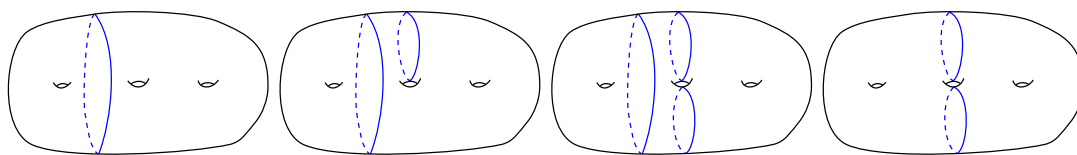


FIGURE 4. An example of a path in $\mathcal{K}(S_3)$.

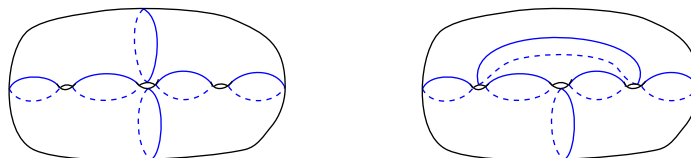


FIGURE 5. Another example of a path in $\mathcal{K}(S_3)$.

Note that connectedness of $\mathcal{K}(S)$ is implied by connectedness of the pants graph as follows. Every pants decomposition of S is a vertex of $\mathcal{K}(S)$ and a pants move corresponds to either one or two moves in $\mathcal{K}(S)$. Moreover, each vertex of $\mathcal{K}(S)$ is connected to a pants decomposition by adding curves one by one. For closed surfaces, connectedness of the pants graph was first proved by Hatcher and Thurston [19]. Connectedness in the general case follows, for example, from the distance formula indicated in [26]. As usual, from now on we shall treat $\mathcal{K}(S)$ as a discrete set of vertices equipped with the combinatorial metric induced from the graph.

Proposition 3.2. *Let \mathfrak{Z} be the set of subsurfaces which every vertex of $\mathcal{K}(S)$ must intersect. Then $\mathfrak{Z} = \mathfrak{X}$.*

Proof. Firstly \mathfrak{Z} is contained in \mathfrak{X} since each separating curve is a vertex of $\mathcal{K}(S)$. Suppose X is in \mathfrak{X} and a is a vertex of $\mathcal{K}(S)$. If a does not cut X then X is contained in a single component of $S \setminus a$. But then X has a separating curve in its complement, which contradicts that it is in \mathfrak{X} . \square

In Sections 3.2 and 3.3, we shall prove the following theorem.

Theorem 3.3. *Let S be as in Theorem 1.1. The graph $\mathcal{K}(S)$ is a hierarchically hyperbolic space with respect to the set \mathfrak{X} .*

3.2. VERIFICATION OF AXIOMS 1–8

As above, let \mathfrak{X} be the set of subsurfaces which every vertex of $\mathcal{K}(S)$ (or equivalently of $\text{Sep}(S)$) must intersect. For each $X \in \mathfrak{X}$, the δ -hyperbolic space $\mathcal{C}(X)$ is the curve graph of X . The constant δ need not depend on the surface S , since curve graphs are uniformly hyperbolic [1] [8] [13] [20]. Most of the axioms follow easily from known results on subsurface projections. The only significant new work needed is the verification of Axiom 9. We reserve this for a separate section.

1. Projections Let $\pi_X: \mathcal{K}(S) \rightarrow 2^{\mathcal{C}(X)}$ be the usual subsurface projection. The image of a vertex is never empty since every vertex of $\mathcal{K}(S)$ intersects each X in \mathfrak{X} . Let a and b be at distance 1 in $\mathcal{K}(S)$. Unless they are connected by a move in an $S_{0,4}$ subsurface, $a \cup b$ is a multicurve so its projection to any $\mathcal{C}(X)$ for $X \in \mathfrak{X}$ has diameter at most 2. Suppose a and b are connected by a move in a subsurface $X_\alpha \cong S_{0,4}$. If $X = X_\alpha$, then the projection of $a \cup b$ to $\mathcal{C}(X)$ is two adjacent curves and has diameter 1. Suppose $X \neq X_\alpha$. Since no subsurface of X_α can be in X , some curve of $\partial_S X_\alpha$ intersects X . This curve is disjoint from every curve of $a \cup b$ so the diameter of the projection is at most 4. Hence, the projection π_X is 4-Lipschitz.

2. Nesting. The partial order on \mathfrak{X} is inclusion of subsurfaces. The unique \sqsubseteq -maximal element is S . If $X \sqsubset Y$, then we can take $\pi_Y(X) = \partial_Y X \subset \mathcal{C}(Y)$, that is, all boundary curves of X which are non-peripheral in Y . This has diameter at most 1 in $\mathcal{C}(Y)$ as the curves are pairwise disjoint. The projection $\pi_X^Y: \mathcal{C}(Y) \rightarrow 2^{\mathcal{C}(X)}$ is the subsurface projection from $\mathcal{C}(Y)$ to $2^{\mathcal{C}(X)}$.

3. Orthogonality. The orthogonality relation \perp on \mathfrak{X} is disjointness of subsurfaces. If Z is disjoint from Y then it is disjoint from any subsurface of Y . Suppose $X \in \mathfrak{X}$ and $Y \sqsubseteq X$. Then either no other subsurface of X disjoint from Y is in \mathfrak{X} , or the complement $Z = X \setminus Y$ is in \mathfrak{X} and any $U \sqsubseteq X$ which is disjoint from Y is nested in Z . Finally, if X and Y are disjoint then neither is nested in the other.

4. Transversality and consistency. Two subsurfaces X and Y in \mathfrak{X} are transverse, $X \pitchfork Y$, if they are neither disjoint nor nested. If $X \pitchfork Y$, let $\pi_X(Y)$ be the subsurface projection of $\partial_S Y \subset \mathcal{C}(S)$ to $\mathcal{C}(X)$, and similarly for $\pi_Y(X)$. These each have diameter at most 2 by Proposition 2.1. By Behrstock's lemma [3], for

each S there exists κ such that for any $X \pitchfork Y$ and any multicurve a projecting to both (and hence any vertex a of $\mathcal{K}(S)$),

$$\min\{d_X(\pi_X(a), \pi_X(Y)), d_Y(\pi_Y(a), \pi_Y(X))\} \leq \kappa.$$

For a more elementary proof due to Leininger, with a uniform value of κ , see [24]. Given $X \sqsubseteq Y$, and a in $\mathcal{K}(S)$ consider

$$\min\{d_Y(\pi_Y(a), \pi_Y(X)), \text{diam}_{\mathcal{C}(X)}(\pi_X(a) \cup \pi_X^Y(\pi_Y(a)))\}.$$

The second term compares projecting a directly to $\mathcal{C}(X)$ from $\mathcal{K}(S)$ and projecting a first to $\mathcal{C}(Y)$ and then to $\mathcal{C}(X)$. This gives the same result, so this quantity is $\text{diam}_{\mathcal{C}(X)}(\pi_X(a)) \leq 2$. Also, if $X \sqsubseteq Y$, then the union of their boundary components is a multicurve in $\mathcal{C}(S)$, so for any $Z \in \mathfrak{X}$ such that $Y \sqsubset Z$ or $Y \pitchfork Z$ and $X \not\sqsubseteq Z$, $d_Z(\pi_Z(X), \pi_Z(Y)) \leq 2$.

5. Finite complexity. The length of a chain of nested subsurfaces in \mathfrak{X} is bounded above by $\xi(S)$.

6. Large links. Let $X \in \mathfrak{X}$ and $a, b \in \mathcal{K}(S)$, with $R = d_X(a, b) + 1$. Assume for now that $\xi(X) \geq 2$. Let $\gamma_1, \gamma_2, \dots, \gamma_{R-1}, \gamma_R$ be a geodesic in $\mathcal{C}(X)$, where $\gamma_1 \in \pi_X(a)$ and $\gamma_R \in \pi_X(b)$. For each $1 \leq i \leq R$, let Y_i be the component of $X \setminus \gamma_i$ containing the adjacent curves of the geodesic. This is not necessarily in \mathfrak{X} . Suppose $Y \in \mathfrak{X}$ satisfies $Y \sqsubset X$ and $d_Y(a, b) > M$, where M is the constant of Theorem 3.1 of [26] (Bounded Geodesic Image). This cannot be the case if every γ_i cuts Y . Hence some γ_i does not cut Y and so Y is contained in a single component of $S \setminus \gamma_i$. Suppose that this component is not Y_i . Then the adjacent curves to γ_i in the geodesic also do not cut Y . Since $S \setminus Y_i$ is contained in Y_{i-1} or Y_{i+1} , so too is Y . Hence, Y is contained in some Y_i . Now suppose that this Y_i is not in \mathfrak{X} . But this contradicts that Y is in \mathfrak{X} , so we need only those Y_i which are subsurfaces in \mathfrak{X} . In particular, if $X \cong S_{0,4}$, there are no subsurfaces of \mathfrak{X} properly nested in X so trivially $d_Y(a, b) \leq M$ for every $Y \in \mathfrak{X}$ with $Y \sqsubset X$. Moreover, for each i , $d_X(\pi_X(a), \pi_X(Y_i)) = d_X(\pi_X(a), \pi_X(\gamma_i)) \leq R$.

7. Bounded geodesic image. This is implied by Theorem 3.1 of [26]. For a proof that the constant does not depend on the surface S , see [34].

8. Partial realisation. Any set of pairwise disjoint subsurfaces in \mathfrak{X} contains at most two elements (at most one if S has at least three boundary components). First suppose the set contains only one element X_1 . Let γ_1 be a curve in X_1 . Consider the multicurve $\partial_S X_1 \cup \gamma_1$. We may complete this to a vertex of $\mathcal{K}(S)$ by, for example, adding curves to obtain a pants decomposition of S . Firstly, the projection of a to X_1 is a multicurve containing γ_1 , so $d_{X_1}(a, \gamma_1) \leq 1$. Let X be a subsurface of S containing X_1 . Then $d_X(a, \pi_X(X_1)) \leq 2$, by Proposition 2.1, since a contains $\partial_S X_1$. Let $Y \in \mathfrak{X}$ be transverse to X_1 . Then similarly $d_Y(a, \pi_Y(X_1)) \leq 2$. Now suppose X_1 and X_2 are distinct and disjoint subsurfaces in \mathfrak{X} . Let γ_j be a curve in X_j for each j . Again, there exists a in $\mathcal{K}(S)$ containing $\gamma_1, \gamma_2, \partial_S X_1$ and

$\partial_S X_2$. Moreover, as before, for each j , $d_{X_j}(a, \gamma_j) \leq 1$, $d_X(a, \pi_X(X_j)) \leq 2$ for every X containing X_j , and $d_Y(a, \pi_Y(X_j)) \leq 2$ for every Y transverse to X_j .

We remark that all of the above constants, apart from the complexity, may be taken to be independent of the surface S . Our proof below that Axiom 9 holds gives constants which do depend on the surface S and are probably far from optimal. It would be interesting to consider how far they can be improved. The quasi-isometry constants in Section 4 also *a priori* depend on the surface.

3.3. VERIFICATION OF AXIOM 9

The most significant part of the proof of Theorem 3.3 is the verification of the final axiom.

Proposition 3.4. *Let S satisfy the hypotheses of Theorem 1.1. For every K , there exists K' , depending only on K and $\xi(S)$, such that if a and b are two vertices of $\mathcal{K}(S)$, and if $d_X(a, b) \leq K$ for every subsurface X in \mathfrak{X} , then $d_{\mathcal{K}(S)}(a, b) \leq K'$.*

In order to prove this, we make use of a combinatorial construction based on that described in Section 10 of [10]. This will give us a way of representing a sequence of multicurves in S . We shall construct this sequence inductively so that eventually it will be a path in $\mathcal{K}(S)$. We shall consider the product $S \times I$, for a non-trivial closed interval I . We consider S to be the *horizontal* direction and I to be the *vertical* direction. We have a horizontal projection $\pi_h: S \times I \rightarrow S$ and a vertical projection $\pi_v: S \times I \rightarrow I$. When we denote a subset of $S \times I$ by $A_1 \times A_2$, A_1 will be a subset of the horizontal factor, S , and A_2 of the vertical factor, I . To ensure that curves in S are pairwise in minimal position, we will fix a hyperbolic structure on S with totally geodesic boundary and take the geodesic representative of each isotopy class of curves.

Definition 3.5. A *vertical annulus* in $S \times I$ is a product $\gamma \times I_\gamma$, where γ is a curve in S and I_γ is a non-trivial closed subinterval of I . The curve γ is the *base curve* of the annulus.

Definition 3.6. An *annulus system* W in $S \times I$ is a finite collection of disjoint vertical annuli. An annulus system W is *generic* if whenever $\gamma_1 \times I_1$ and $\gamma_2 \times I_2$ are two distinct annuli in W , $\partial I_1 \cap \partial I_2 \subseteq \partial I$.

We denote $S \times \{t\}$ by S_t and $W \cap S_t$ by W_t . Each W_t is a (possibly empty) multicurve, and there is a discrete set of points in I where the multicurve W_t changes. Hence the annulus system is a way of recording a sequence of multicurves in S .

Definition 3.7. Let $\xi(S) \geq 2$. A *tight geodesic* in $\mathcal{C}(S)$ between curves γ and γ' is a sequence $\gamma = v_0, v_1, \dots, v_{n-1}, v_n = \gamma'$, where:

- each v_i is a multicurve in S ,
- for any i, j and any curves $\gamma_i \in v_i$, $\gamma_j \in v_j$, $d_S(\gamma_i, \gamma_j) = |i - j|$,

- for each $1 \leq i \leq n-1$, v_i is the boundary multicurve of the subsurface spanned by v_{i-1} and v_{i+1} .

If $\xi(S) = 1$, then a tight geodesic is an ordinary geodesic in $\mathcal{C}(S)$.

This definition comes from [26], although the tight geodesics of [26] are equipped with some additional data which will not be relevant here. A tight geodesic can be realised as an annulus system as follows.

Definition 3.8. A *tight ladder* in $S \times I$ is a generic annulus system W so that:

- there exists a tight geodesic $v_0, v_1, \dots, v_{n-1}, v_n$ in $\mathcal{C}(S)$ so that the curves appearing in the tight geodesic correspond exactly to the base curves of the annuli in W ,
- for two annuli $\gamma \times I_\gamma$ and $\delta \times I_\delta$ in W , the intervals I_γ and I_δ intersect if and only if γ and δ are disjoint,
- there exist $t_0 < t_1 < \dots < t_{n-1} < t_n$ in I such that for each i the multicurve $W_{t_i} = v_i$.

In the case where $\xi(S) \geq 2$, this corresponds to moving from v_i to v_{i+1} by adding in the curves of v_{i+1} one at a time then removing the curves of v_i one at a time (Figure 6a). In the case where $\xi(S) = 1$, this corresponds to moving from v_i to v_{i+1} by removing the curve v_i then adding in the curve v_{i+1} after a vertical interval with no annuli (Figure 6b).

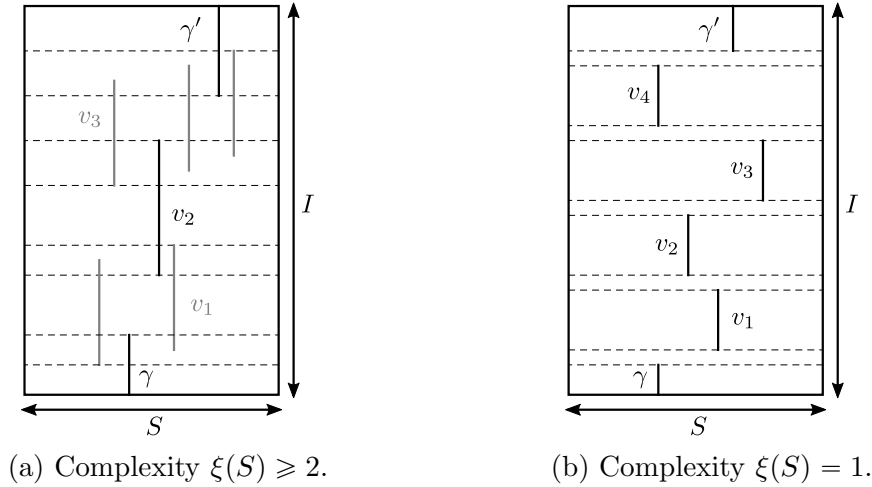


FIGURE 6. Illustrations of tight ladders in $S \times I$.

From now on, we will assume that S satisfies the hypotheses of Theorem 1.1.

Definition 3.9. Let $t \in I$, and let X be a component of $S_t \setminus W_t$. Let $J \subseteq I$ be the maximal interval containing t such that X is a component of $S_s \setminus W_s$ for every $s \in J$. The product $X \times \bar{J}$ is a *brick* of W . The surface X is the *base surface* of the brick.

We remark that this differs slightly from the definition of “brick” in [10]. Note that the interiors of any two distinct bricks are disjoint, and that we may decompose $S \times I$ as a union of regular neighbourhoods of all bricks of W (recall that when we remove a multicurve a from S , we also remove a regular open neighbourhood of a). In order to obtain a path in $\mathcal{K}(S)$, we want to decompose $S \times I$ into bricks whose base surfaces are not in \mathfrak{X} .

Definition 3.10. A brick $X \times [s, t]$ is *small* if one of the following holds.

- (Type 1) The base surface X is not in \mathfrak{X} .
- (Type 2) The base surface X is a copy of $S_{0,4}$ and is in \mathfrak{X} . Moreover, W_s and W_t each intersect X in an essential non-peripheral curve, and the two curves are adjacent in $\mathcal{C}(X)$.

Notice that a generic annulus system W where every brick is small realises a path in $\mathcal{K}(S)$, as follows. First assume there are no copies of $S_{0,4}$ in \mathfrak{X} . Consider the multicurves W_t for $t \in I$. These change precisely at the points in the interior of I which are the endpoints of vertical projections of annuli in W . Let P denote this set of points. Let I_0, \dots, I_n be the components of $I \setminus P$ in the order in which they appear in I , and for each $0 \leq j \leq n$ pick any t_j from I_j . Let a_j be the multicurve W_{t_j} . The sequence a_0, \dots, a_n is a path in $\mathcal{K}(S)$.

In the case where there are copies of $S_{0,4}$ in \mathfrak{X} , we place an additional restriction on a generic annulus system, requiring that whenever we have a Type 2 small brick, the endpoints of its vertical projection to I are consecutive points of P . This can be achieved by appropriate isotopies. Again, let W be a generic annulus system where every brick is small. Construct the sequence of curves a_j as above and suppose that, for some j , $S \setminus a_j$ has a component X which is an $S_{0,4}$ subsurface in \mathfrak{X} (and hence a_j is not a vertex of $\mathcal{K}(S)$). Then by the restriction on the endpoints of Type 2 small bricks, X is not a component of $S \setminus a_{j-1}$ or $S \setminus a_{j+1}$, nor is any other $S_{0,4}$ subsurface in \mathfrak{X} . Then a_{j-1} and a_{j+1} are adjacent vertices of $\mathcal{K}(S)$. Hence we obtain a path in $\mathcal{K}(S)$ as for the previous case except that we remove any multicurves in the sequence a_0, \dots, a_n which are not vertices of $\mathcal{K}(S)$.

Definition 3.11. The \mathcal{K} -complexity of an annulus system W is $(N_{\xi(S)}, N_{\xi(S)-1}, \dots, N_1)$, where, for each i , N_i is the total number of non-small bricks of W whose base surface is a subsurface in \mathfrak{X} of complexity i . We give this the lexicographical ordering.

Since there are no subsurfaces in \mathfrak{X} of complexity less than 1, the \mathcal{K} -complexity is $(0, 0, \dots, 0)$ precisely when every brick is small.

We now begin the proof of Proposition 3.4. Let $I = [0, 1]$. We shall construct a generic annulus system in $S \times I$, with \mathcal{K} -complexity $(0, 0, \dots, 0)$, which realises a path in $\mathcal{K}(S)$ from a to b , and show that the length of this path is bounded in terms of K and $\xi(S)$.

We construct the annulus system inductively, while ensuring that the \mathcal{K} -complexity is strictly decreasing. We start by choosing distinct points $t_\alpha \in (0, \frac{1}{2})$ for

each curve α of a and $t_\beta \in (\frac{1}{2}, 1)$ for each curve β of b and defining an annulus system $W^{(0)} = \bigcup_\alpha (\alpha \times [0, t_\alpha]) \cup \bigcup_\beta (\beta \times [t_\beta, 1])$.

Now suppose, for induction, we have constructed a generic annulus system $W^{(k)}$. We will describe how to construct the next stage $W^{(k+1)}$. See Figure 7 for an illustration. Consider the bricks of $W^{(k)}$. If every brick is small, then the \mathcal{K} -complexity of $W^{(k)}$ is $(0, \dots, 0)$ and we are done. Suppose this is not the case, and choose a brick $Y \times [t_-, t_+]$, where Y is in \mathfrak{X} and has maximal complexity among such bricks. (Note that *a priori* the same subsurface Y might appear as the base surface of more than one brick.) Decreasing past t_- and increasing past t_+ , the components of $S_t \setminus W_t^{(k)}$ change to not include Y . Since Y has maximal complexity among base surfaces of $W^{(k)}$ in \mathfrak{X} , it is not a proper subsurface of any component of $S_t \setminus W_t^{(k)}$ for any $t \in I$. Hence, the intersection of $W_{t_-}^{(k)}$ and of $W_{t_+}^{(k)}$ with Y must be non empty, and, since $W^{(k)}$ is generic, it is in each case a single curve, which we call γ_- and γ_+ respectively. Slightly extend $[t_-, t_+]$ on each side to $J = [t_- - \epsilon, t_+ + \epsilon]$ so that the subset $Y \times J$ now contains vertical annuli corresponding to each of these curves but still intersects no other annuli. We may consider annulus systems in $Y \times J$ as for $S \times I$. Add a tight ladder in $Y \times J$, corresponding to a tight geodesic in $\mathcal{C}(Y)$ from γ_- to γ_+ , arranging that the resulting annulus system is generic by slightly moving the endpoints of intervals if necessary. The annulus system $W^{(k+1)}$ is the union of $W^{(k)}$ and the tight ladder in $Y \times J$. Notice that the \mathcal{K} -complexity of $W^{(k+1)}$ is strictly less than that of $W^{(k)}$.

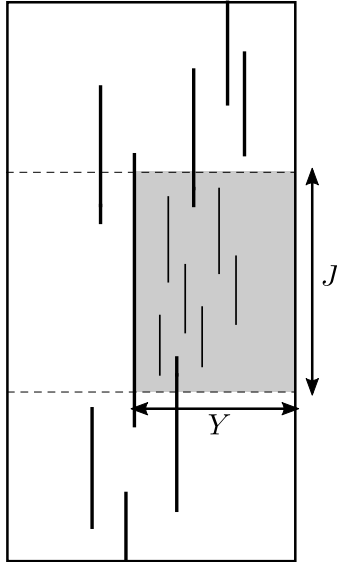


FIGURE 7. Constructing $W^{(k+1)}$ from $W^{(k)}$ by adding a tight ladder in a brick $Y \times J$.

At each stage, we add a tight ladder $v_0, v_1, \dots, v_{n-1}, v_n$ in some brick, $Y \times J$, increasing the length of the sequence of multicurves determined by the annulus system, where these multicurves are not yet necessarily vertices of $\mathcal{K}(S)$. Let us consider the maximal increase in the length of this sequence. Let Q be the set of points in the interior of J corresponding to the endpoints of the vertical projections of bricks to J . First suppose $\xi(Y) \geq 2$. The transition from v_i to v_{i+1} gives a point of Q for every curve in v_i and every curve in v_{i+1} , so $|Q| = (|v_0| + |v_1|) + (|v_1| + |v_2|) + \dots + (|v_{n-1}| + |v_n|) \leq n\xi(Y)$. Now suppose $\xi(Y) = 1$. Then the number of points of Q is $2n = 2n\xi(Y)$. Hence between $W^{(k)}$ and $W^{(k+1)}$, when we add a tight ladder of length n in a brick $Y \times J$, we add at most $2n\xi(Y)$ to the length of the corresponding sequences of curves.

The length of the tight ladder we add between $W^{(k)}$ and $W^{(k+1)}$ is equal to $d_X(\gamma_-, \gamma_+)$. We now show that this quantity is bounded in terms of k .

Claim 1. Let $\Gamma^{(k)}$ be the set of the base curves of all annuli in $W^{(k)}$ and K as in the statement of Proposition 3.4. Then $\text{diam}_Y(\pi_X(\Gamma^{(k)})) \leq 3^k K$ for each $X \in \mathfrak{X}$.

We prove this by an induction on k . The base case is when $k = 0$ and holds since, by hypothesis, $\text{diam}_X(a \cup b) \leq K$ for every $X \in \mathfrak{X}$. Suppose at stage $k - 1$ the projection has diameter at most $3^{k-1}K$. At stage k , we add a tight geodesic $v_0, v_1, \dots, v_{n-1}, v_n$ in $\mathcal{C}(Y)$ for some $Y \in \mathfrak{X}$, where v_0 and v_n are curves which already appear as base curves in $W^{(k-1)}$. By the induction hypothesis, $n = d_Y(v_0, v_n) \leq 3^{k-1}K$. There are several cases depending on how X and Y intersect.

Case 1: X is disjoint from Y . Then none of the curves added in Y contributes to the projection to X so the diameter is unchanged.

Case 2: X intersects Y and is not nested in Y . Then there is a curve δ in $\partial_S Y$ which intersects X non-trivially. Such a curve is also a base curve in $W^{(k-1)}$. Every curve added in Y is disjoint from δ . Hence every curve added either does not intersect X so does not change the projection to $\mathcal{C}(X)$, or projects to a curve at distance at most 2 from $\pi_X(\delta)$. Hence, the diameter of the projection increases by at most 4.

Case 3: $X \sqsubseteq Y$. Suppose that some multicurves v_p and v_q in the tight geodesic do not cut X , for $p < q$. Then there is a curve in X which intersects neither, so $q \leq p + 2$. Moreover, if $q = p + 2$ then v_{p+1} also does not intersect X since it is the boundary of the subsurface spanned by v_p and v_q . Hence, any multicurves in the geodesic which do not cut X are consecutive terms. Let v_p and v_q be respectively the first and last terms which do not intersect X . Suppose $p > 0$ and $q < n$. Then the increase in diameter between $\pi_X(\Gamma^{(k-1)})$ and $\pi_X(\Gamma^{(k)})$ is at most the sum of the maximal possible distances from $\pi_X(v_0)$ to $\pi_X(v_{p-1})$ and from $\pi_X(v_{q+1})$ to $\pi_X(v_n)$. By Proposition 2.1, $\text{diam}_X(\Gamma^{(k)}) \leq n + 2(p - 1) + 2(n - (q + 1)) \leq 3n$. Similarly, if $p = 0$ or $q = n$ then we have only one of these two terms and again $\text{diam}_X(\Gamma^{(k)}) \leq 3n$. If every term in the tight geodesic cuts X then the increase in

diameter from $W^{(k-1)}$ is bounded above by the maximal distance from v_0 or v_n to the middle term. In any case, $\text{diam}_X(\Gamma^{(k)}) \leq 3n \leq 3 \cdot 3^{k-1}K = 3^k K$.

This proves Claim 1.

In order to find an upper bound on the length of the final path in $\mathcal{K}(S)$, we will find upper bounds on the length of the sequence of curves at certain stages of the induction. For each $1 \leq i \leq \xi(S)$, let k_i be minimal such that $N_j^{(k_i)} = 0$ for all $i \leq j \leq \xi(S)$. In particular $k_{\xi(S)} \leq k_{\xi(S)-1} \leq \dots \leq k_1$, and k_1 is the stage where the \mathcal{K} -complexity of the annulus system reaches $(0, 0, \dots, 0)$. For $1 \leq i \leq \xi(S)$, define T_i by $T_{\xi(S)} = (2K+2)\xi(S)$ and $T_i = T_{i+1} + Ki3^{1+2T_{\xi(S)}+\dots+2T_{i+1}}$ for $1 \leq i \leq \xi(S)-1$, and define L_i by $L_{\xi(S)} = 1$ and $L_i = 1 + 2T_{\xi(S)} + \dots + 2T_{i+1}$ for $1 \leq i \leq \xi(S)-1$.

Claim 2. For each $1 \leq i \leq \xi(S)$, $k_i \leq L_i$ and the length of the sequence of curves corresponding to $W^{(k_i)}$ is at most T_i .

We shall prove this by a reverse induction on i . We start with the annulus system $W^{(0)}$ defined above. Between $W^{(0)}$ and $W^{(1)}$, we add a tight ladder in the maximal complexity brick, the length of which is at most K . There is now no brick of complexity $\xi(S)$, so $k_{\xi(S)} = 1$. The length of the sequence of multicurves given by $W_t^{(1)}$ is at most $|a| + |b| + 2K\xi(S) \leq (2K+2)\xi(S) = T_{\xi(S)}$.

Now assume for induction that $k_{i+1} \leq L_{i+1}$ and that the length of the sequence of multicurves given by $W_t^{(k_{i+1})}$ is at most T_{i+1} . If there are no bricks of complexity i , then $k_i = k_{i+1}$ and we are done, so suppose there is at least one. For each multicurve, there are at most two complementary components which are in \mathfrak{X} , since a set of pairwise disjoint subsurfaces in \mathfrak{X} has cardinality at most 2 (see Section 2.4). Hence, $N_i^{(k_{i+1})} \leq 2T_{i+1}$. The maximal complexity is now i so we add tight ladders in bricks of complexity i until there are no more. We will need to do this at most $2T_{i+1}$ times, so $k_i \leq k_{i+1} + 2T_{i+1} \leq L_{i+1} + 2T_{i+1} = L_i$. The length of the tight ladder we add between $W^{(k)}$ and $W^{(k+1)}$ is at most $3^k K$, by Claim 1, and so adds at most $2Ki3^k$ to the length of the sequence of multicurves. Hence, in total, between $W^{(k_{i+1})}$ and $W^{(k_i)}$, we add at most the following to the length of the sequence of multicurves:

$$\begin{aligned} 2Ki(3^{k_{i+1}} + 3^{k_{i+1}+1} + \dots + 3^{k_{i+1}+2T_{i+1}-1}) &= 2Ki3^{k_{i+1}}(1 + 3 + \dots + 3^{2T_{i+1}-1}) \\ &= 2Ki3^{k_{i+1}} \frac{3^{2T_{i+1}} - 1}{3 - 1} \leq Ki3^{k_{i+1}+2T_{i+1}} \leq Ki3^{L_{i+1}+2T_{i+1}} = Ki3^{1+2T_{\xi(S)}+\dots+2T_{i+1}}. \end{aligned}$$

Therefore, the length of the sequence of multicurves given by $W_t^{(k_i)}$ is at most $T_{i+1} + Ki3^{1+2T_{\xi(S)}+\dots+2T_{i+1}} = T_i$, proving Claim 2.

In particular, the length of the sequence of multicurves corresponding to $W_t^{(k_1)}$ is at most T_1 , which is a function of K and $\xi(S)$. At this stage, the \mathcal{K} -complexity is $(0, 0, \dots, 0)$, so this sequence of multicurves is in fact a path in $\mathcal{K}(S)$ joining a and b . Taking $K' = T_1$, this completes the proof of Proposition 3.4, and hence also of Theorem 3.3.

4. THE SEPARATING CURVE GRAPH

We now relate $\mathcal{K}(S)$ to $\text{Sep}(S)$ to prove Theorem 1.1. Since every separating curve is a vertex of $\mathcal{K}(S)$, there is a natural inclusion $\phi: \text{Sep}(S) \rightarrow \mathcal{K}(S)$ defined by $\phi(\alpha) = \{\alpha\}$ for every separating curve α . Again, we are considering $\text{Sep}(S)$ and $\mathcal{K}(S)$ as discrete sets of vertices with the induced combinatorial metric.

Proposition 4.1. *Let S be as in Theorem 1.1. Then the inclusion $\phi: \text{Sep}(S) \rightarrow \mathcal{K}(S)$ is a quasi-isometry.*

We first make the observation that in order to find an upper bound on the distance between two vertices in $\text{Sep}(S)$ or in $\mathcal{K}(S)$ it is sufficient to bound their intersection number. To see this, fix some n . For each of the two graphs, up to the action of the mapping class group, there are only finitely many pairs of vertices intersecting at most n times, and each graph has an isometric action of $\text{MCG}(S)$, so we can take any pair of vertices intersecting at most n times to one of these finitely many pairs without changing the distance between the vertices. Moreover, each of these graphs is connected so there is a maximal distance between the vertices in any such pair, which depends only on n and the surface S .

The most substantial part of the proof of Proposition 4.1 is to show that the distance between two separating curves in $\mathcal{K}(S)$ is bounded below by their distance in $\text{Sep}(S)$. To prove this, we shall associate a bounded diameter subset of $\text{Sep}(S)$ to each vertex of $\mathcal{K}(S)$. Let N be a constant such that for each vertex a of $\mathcal{K}(S)$ there is some separating curve which intersects a at most N times. Such an N exists since, up to the action of the mapping class group, there are only finitely many vertices of $\mathcal{K}(S)$. Fixing some separating curve γ , we can take N to be the maximal number of times γ intersects any of these vertices. Given a vertex a of $\mathcal{K}(S)$, define $C_a = \{\gamma \in \text{Sep}(S) \mid i(\gamma, a) \leq N\}$. This is non-empty by construction.

Lemma 4.2. *There exists N' , depending only on N and $\xi(S)$, such that the diameter of C_a in $\text{Sep}(S)$ is at most N' .*

Proof. Note that throughout “separating curve” will refer to a curve that is separating in S even when the curve is being chosen to be contained in a particular subsurface. Let a be a vertex of $\mathcal{K}(S)$ and β, β' two separating curves each intersecting a at most N times. If some curve of a is separating, then we have a separating curve which intersects both β and β' at most N times and this gives a bound on the distance between β and β' depending only on N and S . Assume, therefore, that no curve of a is separating. We shall use the fact that (by definition of $\mathcal{K}(S)$) for each component Y of $S \setminus a$, there is a separating curve γ disjoint from this component. Furthermore, since β intersects a at most N times, up to the action of the mapping class group there are only finitely many possibilities for $\beta \cap (S \setminus Y)$, which is a collection of at most N arcs (or a single curve) in $S \setminus Y$. Hence, we can choose γ to have bounded intersection with β , where the bound depends only on N and S . The same argument applies for β' .

We shall split the proof into several cases, observing that if a vertex a' of $\mathcal{K}(S)$ is obtained by removing curves from another vertex a , then C_a is a subset of $C_{a'}$ and hence the diameter of C_a in $\text{Sep}(S)$ is bounded above by the diameter of $C_{a'}$. For every vertex a of $\mathcal{K}(S)$, either a will fit into one of the first four cases below, or there will exist another vertex a' of $\mathcal{K}(S)$ which is obtained from a by removing curves and which fits into one of the cases.

Case 1. First suppose that $S \setminus a$ has only two components Y_1 and Y_2 (by definition of $\mathcal{K}(S)$, there cannot be only one component). Choose a separating curve γ_1 in $Y_2 = S \setminus Y_1$ such that γ_1 has bounded intersection with β , and choose γ_2 in Y_1 with bounded intersection with β' . Since γ_1 and γ_2 are disjoint, this gives a bound on the distance in $\text{Sep}(S)$ between β and β' depending on N and $\xi(S)$.

Case 2. Now suppose that $S \setminus a$ has more than two components, and that there is some component Y_1 such that $S \setminus Y_1$ is disconnected. Choose a separating curve γ_1 in one of the components Z of $S \setminus Y_1$ such that γ_1 has bounded intersection with β . Note that $S \setminus Z$ is connected. Suppose that Z is in \mathfrak{X} . Then $S \setminus Z$ is planar and attached to Z by either all or all but one of its boundary components, otherwise $S \setminus Z$ would contain a separating curve. However, then no subsurface of $S \setminus Z$ could have a disconnected complement in S , contradicting that Y_1 has this property. Therefore, Z is not in \mathfrak{X} . Then there is a separating curve γ_2 in $S \setminus Z$, and we can choose γ_2 to have bounded intersection with β' . As above, this gives a bound on $d_{\text{Sep}(S)}(\beta, \beta')$ depending on N and $\xi(S)$.

Case 3. Suppose that $S \setminus a$ has three components, Y_1, Y_2, Y_3 , and that the complement of each component in S is connected. We will construct a sequence $\beta, \gamma_1, \gamma_2, \gamma_3, \gamma_4, \beta'$ of separating curves of S , such that the intersection number between consecutive curves is bounded by a constant depending only on N and $\xi(S)$. Since β has bounded intersection with a , there are only finitely many possibilities for $(\beta \cup a) \cap (S \setminus Y_1)$ up to the action of the mapping class group. Hence we can choose a separating curve γ_1 in $S \setminus Y_1$ whose intersection with both β and a is bounded in terms of N and $\xi(S)$. Since γ_1 has bounded intersection with a , up to the action of the mapping class group there are only finitely many possibilities for $(\gamma_1 \cup a) \cap (S \setminus Y_2)$. Hence, we can find a separating curve γ_2 in $S \setminus Y_2$ which has bounded intersection with γ_1 and with a . Now choose a separating curve γ_4 in $S \setminus Y_1$ such that γ_4 has bounded intersection with β' and with a . The curve γ_2 is contained in $Y_3 \cup Y_1$ and γ_4 is contained in $Y_3 \cup Y_2$ and both have bounded intersection with a . Hence, up to the action of the mapping class group, there are only finitely many possibilities for $(\gamma_2 \cup \gamma_4) \cap (S \setminus Y_3)$. We can therefore find a separating curve γ_3 in $S \setminus Y_3$ which intersects both γ_2 and γ_4 a bounded number of times. This once more gives a bound on $d_{\text{Sep}(S)}(\beta, \beta')$ depending only on N and $\xi(S)$.

Case 4. Suppose that $S \setminus a$ has four components, Y_1, Y_2, Y_3, Y_4 , and that the complement of each of these components in S is connected.

We can represent how the four components are connected by dual graphs. We avoid loops and multiple edges and instead put a single edge between distinct vertices if the components they represent meet along a multicurve. The possible configurations are precisely the 2-vertex connected simplicial graphs on four vertices and are shown (up to symmetries) in Figure 8. The marked vertices will be explained shortly.

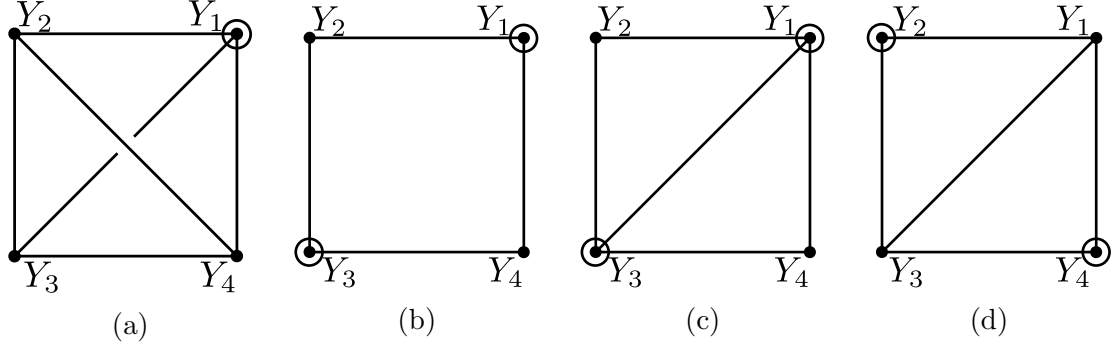


FIGURE 8. Possible dual graphs for Case 4.

Note that if the union of two components is connected and is not in \mathfrak{X} then we could reduce to the case of three components by removing some curves of a while staying in the vertex set of $\mathcal{K}(S)$. We will hence suppose that for any pair of components whose union in S is connected, that union is a subsurface in \mathfrak{X} . This requires that for any such pair of components, their complement in S is either one or two planar surfaces with at most one boundary component of S contained in each component. The marked vertices in Figure 8 show components where it is possible that boundary components could be located (up to symmetries). In particular, S can never have more than two boundary components. To ensure that the relevant subsurfaces are planar, we require that if the union of two subsurfaces is connected, the two other subsurfaces meet along at most one curve. Hence, the possibilities for S and a are as shown in Figure 9, where any of the boundary components might be filled in with a disc and where the number of curves joining Y_1 and Y_3 in 9c and 9d can vary.

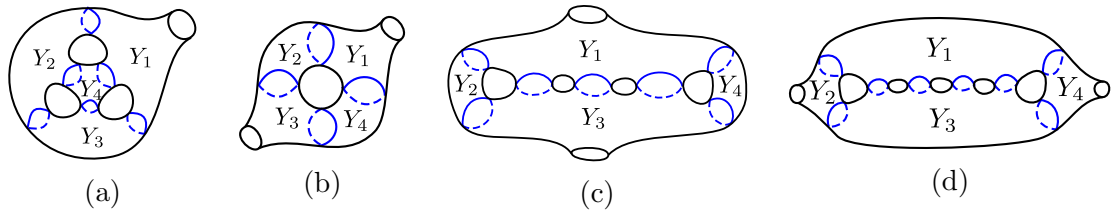


FIGURE 9. Possible surfaces and multicurves for Case 4.

In 9b and 9c, we have complementary components which are annuli, meaning that two of the curves are isotopic. This should not arise in the multicurve a so we may ignore these cases.

Consider Figure 9a. Let γ_1 and γ_4 be two separating curves in $S \setminus Y_1$, such that γ_1 has bounded intersection with both β and a , and γ_4 has bounded intersection with β' and a . Apart perhaps from Y_1 , each component of $S \setminus a$ is a copy of $S_{0,3}$, so γ_1 and γ_4 are determined by their arcs of intersection with each component of $S \setminus a$ and by twists around the curves of a . Consider a curve η in $S \setminus Y_2$ intersecting each of the curves of a joining Y_1 and Y_4 and joining Y_3 and Y_4 exactly twice (see Figure 10). Up to twists on the boundary of Y_3 , $\eta \cap Y_3$ consists of one arc intersecting each arc of $\gamma_1 \cap Y_3$ at most twice. However, the number of intersections between γ_1 and η is not bounded due to twists around the curves of a . Twisting η appropriately about the curves of a which it intersects, retaining the property of being separating, reduces the number of such intersections to below some uniform bound so the intersection number of γ_1 and the new curve obtained by twisting η , which we call γ_2 , is bounded in terms of N and $\xi(S)$. Similarly, take a curve η' in $S \setminus Y_4$ intersecting exactly twice each of the boundary components of Y_2 which meet Y_1 and Y_3 . Again, twisting η' appropriately about the curves of a which it intersects, we obtain a separating curve γ_3 whose intersection number with γ_4 is bounded in terms of N and $\xi(S)$. Moreover, $i(\gamma_2, \gamma_3) \leq 4$. The sequence of curves $\beta, \gamma_1, \gamma_2, \gamma_3, \gamma_4, \beta'$ gives a bound on the distance in $\text{Sep}(S)$ between β and β' in terms of N and $\xi(S)$.

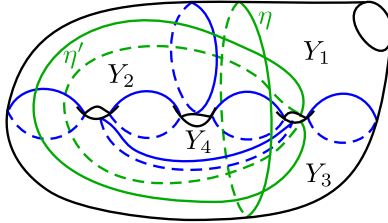


FIGURE 10. The curves used for the case of Figure 9a.

Now consider Figure 9d. We can assume that both boundary components are present since otherwise at least two of the curves of a shown would be isotopic. Let γ_1 be a separating curve in $S \setminus Y_1$ with bounded intersection with β and a , and let γ_2 be a separating curve in $S \setminus Y_3$ with bounded intersection with β' and a . These two curves intersect Y_2 and Y_4 in essential arcs. By the restrictions on which subsurfaces γ_1 and γ_2 may intersect, $\gamma_1 \cap Y_2$ is a collection of arcs in Y_2 with both endpoints in the boundary component of Y_2 which meets Y_3 . This is a unique isotopy class of arcs in Y_2 , which is homeomorphic to $S_{0,3}$. Similarly, $\gamma_2 \cap Y_2$ is represented by a unique isotopy class, which intersects the isotopy class of $\gamma_1 \cap Y_2$ twice (see Figure 11). The same holds for the intersection of these curves with Y_4 .

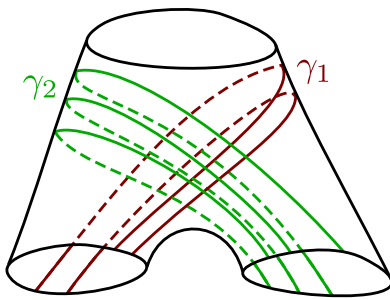


FIGURE 11. The intersection of γ_1 and γ_2 with Y_2 or Y_4 in the case of Figure 9d.

The number of arcs of each of γ_1 and γ_2 in Y_2 and Y_4 is bounded since both curves have bounded intersection with a . Hence the number of intersections between γ_1 and γ_2 is bounded, so their distance in $\text{Sep}(S)$ is bounded in terms of N and $\xi(S)$.

Case 5. Finally, suppose that $S \setminus a$ has more than four components and that the complement in S of each component is connected. We claim that we can remove curves of a to obtain a vertex of $\mathcal{K}(S)$ which falls into one of the cases above. Firstly, without loss of generality, we may assume that removing any single curve from a gives a multicurve which is not a vertex for $\mathcal{K}(S)$. The dual graph G describing how the components of $S \setminus a$ are connected is a 2-vertex connected simplicial graph on at least five vertices. We claim that it is possible to find two edges in G which share no endpoints. This is true if there exists a cycle in G of length at least four. Take two distinct vertices x and y . By Menger's theorem, since G is 2-vertex connected, there are two vertex-independent paths joining x and y . If each path has at least two edges then this gives a cycle in G of length at least four and we are done. Suppose that there is no pair of vertices x, y , such that both of the two paths have at least two edges. Then each pair of vertices is connected by an edge and so G is a complete graph. However, since G has at least five vertices it must then contain a cycle of length at least four. Therefore, there is a pair of disjoint edges in the dual graph.

By assumption, removing any curve of a gives a multicurve which is not a vertex of $\mathcal{K}(S)$, and hence which has a complementary component which is in \mathfrak{X} . In this way, each edge corresponds to a pair of subsurfaces whose union in S is a subsurface in \mathfrak{X} , so in particular, there is a pair of disjoint subsurfaces in \mathfrak{X} , X_1 and X_2 , which are each the union of exactly two components of $S \setminus a$. As discussed in Section 2.4, S must be either S_g , $S_{g,1}$ or $S_{g,2}$, and either $X_2 = S \setminus X_1$ or we are in one other specific case.

First suppose $X_1 = S \setminus X_2$. Then there is no component of $S \setminus a$ which is not contained in either X_1 or X_2 , contradicting that there are at least five components. Now suppose that $X_1 \neq S \setminus X_2$. Then $S = S_{g,1}$ and X_1 and X_2 are both copies of $S_{0,g+1}$, arranged, up to the action of $\text{MCG}(S)$, as in Figure 3b. Let $Y =$

$S \setminus (X_1 \cup X_2)$. Then Y is a copy of $S_{0,3}$, meeting exactly two components of $S \setminus a$, one in X_1 and one in X_2 . Joining Y onto one of these two components gives a subsurface which is still not in \mathfrak{X} . Hence, we can remove a curve of a to get a vertex of $\mathcal{K}(S)$ with only four complementary components in S .

All of the bounds depend only on N and S , and we can take the overall bound N' to be the maximum of those found above. Then the diameter of the set C_a is at most $N' = N'(N, \xi(S))$. \square

Proof of Proposition 4.1. Firstly, as already discussed, there exists N such that for any vertex a of $\mathcal{K}(S)$ there exists a separating curve γ intersecting a at most N times. Moreover, there exists $R = R(N, \xi(S))$ such that $d_{\mathcal{K}(S)}(a, \{\gamma\}) \leq R$. Hence $\phi(\text{Sep}(S))$ is R -dense in $\mathcal{K}(S)$.

Upper bound. Let $\gamma = \gamma_0, \gamma_1, \dots, \gamma_{n-1}, \gamma_n = \gamma'$ be a geodesic in $\text{Sep}(S)$. For each $0 \leq i \leq n-1$, γ_i is disjoint from γ_{i+1} , so $\{\gamma_i, \gamma_{i+1}\}$ is a multicurve, and also necessarily a vertex of $\mathcal{K}(S)$. Hence, $\{\gamma_0\}, \{\gamma_0, \gamma_1\}, \{\gamma_1\}, \dots, \{\gamma_{n-1}\}, \{\gamma_{n-1}, \gamma_n\}, \{\gamma_n\}$ is a path in $\mathcal{K}(S)$ of length $2n$. Therefore, $d_{\mathcal{K}(S)}(\gamma, \gamma') \leq 2d_{\text{Sep}(S)}(\gamma, \gamma')$.

Lower bound. Now let us consider the lower bound for the quasi-isometric embedding. Given a in $V(\mathcal{K}(S))$, define $C_a = \{\gamma \in \text{Sep}(S) \mid i(\gamma, a) \leq N\}$ as above. By Lemma 4.2, the diameter of C_a is at most N' , for $N' = N'(N, \xi(S))$.

Now suppose that a and b are adjacent vertices of $\mathcal{K}(S)$. First assume that the edge joining a and b does not correspond to a move in an $S_{0,4}$ subsurface in \mathfrak{X} . Then, without loss of generality, b is obtained from a by adding a single curve. Hence $C_a \cup C_b = C_a$, which has diameter at most N' .

Now suppose that a and b differ by a move in an $S_{0,4}$ subsurface. In particular, S is one of $S_3, S_{3,1}, S_{2,2}$ and $S_{1,3}$. We shall show that C_a and C_b share at least one curve, so the diameter of $C_a \cup C_b$ is at most $2N'$. Let X be the $S_{0,4}$ subsurface in which the move takes place, $\alpha = a \cap X$ and $\beta = b \cap X$. In the $S_{1,3}$ case, the subsurface X contains two components of ∂S , and hence contains a separating curve of S . We can choose such a curve to intersect each of α and β at most twice, since α and β form two vertices of a triangle in the Farey graph $\mathcal{C}(X)$. The three vertices of a triangle in $\mathcal{C}(S_{0,4})$ give different partitions of the boundary components of $S_{0,4}$, so either one of α and β is already separating or there is a curve in X which is separating and which intersects each exactly twice.

Now let S be one of the other three surfaces for which there are copies of $S_{0,4}$ in \mathfrak{X} . Choose a boundary component δ of X . Take an essential arc c_1 in $S \setminus X$ with both endpoints in δ , choosing c_1 to be disjoint from $a \cap (S \setminus X)$. This arc c_1 separates the components of $\partial_S X \setminus \delta$ in a certain way. We can now choose an arc c_2 in X with both endpoints in δ and separating the same boundary components as c_1 . We can join up c_1 and c_2 in such a way that they form a separating curve η . Moreover, we can choose c_2 to intersect each of α and β at most twice. See Figure 12 for an example of this construction. Hence, $i(\eta, a) \leq 4$ and $i(\eta, b) \leq 4$. We may assume $N \geq 4$, so $\eta \in C_a \cap C_b$.

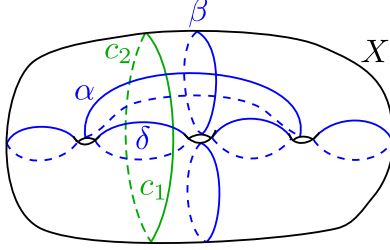


FIGURE 12. An example of how to find a curve in $C_a \cap C_b$, where a and b are connected by a move in an $S_{0,4}$ subsurface.

Let γ and γ' be two separating curves, and $\{\gamma\} = a_0, a_1, \dots, a_{n-1}, a_n = \{\gamma'\}$ a geodesic in $\mathcal{K}(S)$. For each $1 \leq i \leq n-1$, choose γ_i in C_{a_i} , and take $\gamma_0 = \gamma$, $\gamma_n = \gamma'$. From above, $d_{\text{Sep}(S)}(\gamma_i, \gamma_{i+1}) \leq 2N'$ for each $0 \leq i \leq n-1$. Hence $d_{\text{Sep}(S)}(\gamma, \gamma') \leq 2N'd_{\mathcal{K}(S)}(\gamma, \gamma')$. \square

By Theorem 3.3 and Proposition 2.2, this completes the proof of Theorem 1.1.

APPENDIX A. CONNECTEDNESS OF THE SEPARATING CURVE GRAPH

Here we give a proof of the connectedness of $\text{Sep}(S)$ when $S = S_{g,b}$ is not $S_{0,b}$, $b \leq 4$, $S_{1,b}$, $b \leq 2$ or $S_{2,b}$, $b \leq 1$. This is a well known result (Exercise 2.44 of [32]) but we have been unable to find a proof in the literature which covers all cases. In the case that S is a closed surface of genus at least 3, it is announced in [15] and stated with proof in [23]; see also [27] and [31]. When S has genus 0, every curve is separating, so $\text{Sep}(S)$ is the usual curve graph. See, for example, [25] for a proof of connectedness of $\mathcal{C}(S)$ whenever it holds. Furthermore, stronger connectivity results which imply connectedness of $\text{Sep}(S)$ when the genus of S is at least 2 are given in [22].

We shall use the fact that a simple closed curve in S is separating (including possibly inessential or peripheral) if and only if it is trivial in $H_1(S, \partial S; \mathbb{Z})$.

Let α and β be two (essential, non-peripheral) separating curves in S . We shall assume for induction that for any separating curve γ such that $i(\gamma, \beta) < i(\alpha, \beta)$, there is a path in $\text{Sep}(S)$ from γ to β . The base case is when $i(\alpha, \beta) = 0$, in which case α and β are connected by an edge.

Now suppose $i(\alpha, \beta) \geq 2$ (the intersection number must always be even since the curves are separating). Assume that α and β are in minimal position, so there is no bigon between α and β . Suppose first that one of the components Y of $S \setminus \alpha$ either has genus at least 2 or has genus 1 and contains at least two boundary components of S , or is planar and contains at least three boundary components of S . We shall find a separating curve γ which is disjoint from α (so adjacent to α in $\text{Sep}(S)$) and which has smaller intersection with β than α has, so is connected to β by the induction hypothesis.

Case 1. Suppose there are arcs b and b' of β in Y such that the endpoints of b separate the endpoints of b' in α (see Figure 13a). This can happen only when Y has positive genus. Let γ be the boundary component in Y of a regular neighbourhood of $\alpha \cup b \cup b'$. By the assumptions on Y , γ is essential and non-peripheral. Moreover, γ is in the same class as α in $H_1(S, \partial S; \mathbb{Z})$ (with appropriate orientation), so is separating.

Case 2. Suppose there are no arcs of $\beta \cap Y$ arranged as in Case 1. Choose an arc b of $\beta \cap Y$. Let γ_1 and γ_2 be the two components of a regular neighbourhood of $\alpha \cup b$ in Y (Figure 13b). With appropriate orientations, $0 = [\alpha] = [\gamma_1] + [\gamma_2]$ in $H_1(S, \partial S; \mathbb{Z})$, so either both γ_1 and γ_2 are separating or neither is.

2a. Suppose that both curves are separating. It is possible that one of γ_1 or γ_2 could be peripheral (neither can be inessential by the assumption that α and β are in minimal position). However, they cannot both be peripheral as otherwise Y would be a planar subsurface containing only two components of ∂S , which contradicts the assumptions. Choose one of the two curves which is non-peripheral to be γ .

2b. Suppose that γ_1 and γ_2 are non-separating. Then there exists an essential arc c in Y with endpoints in α such that c is disjoint from b and the endpoints of c separate the endpoints of b in α (Figure 13c). Moreover, we may arrange by appropriate surgeries that c is disjoint from every other arc of $\beta \cap Y$. Let γ be the boundary component in Y of a regular neighbourhood of $\alpha \cup b \cup c$. This is separating as for Case 1.

In each case, γ satisfies the required conditions so we are done.

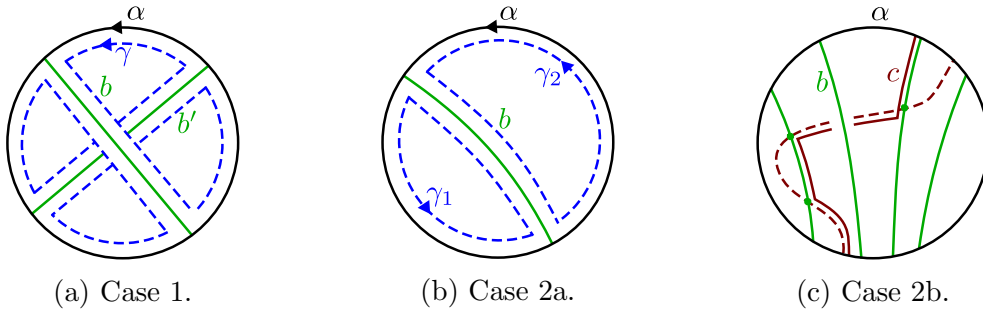


FIGURE 13. The surgeries to produce the curve γ in the different cases.

Now suppose that neither component of $S \setminus \alpha$ satisfies the conditions given for Y . That is, each component either has genus 1 and one component of ∂S or genus 0 and two components of ∂S . This means that S is either $S_{2,2}$ or $S_{1,3}$. Let T be a component of $S \setminus \alpha$ which is homeomorphic to $S_{1,2}$. Every component of $T \setminus (\beta \cap T)$ contains some arc of α , and one of the components contains the component of ∂S . Hence we can find an arc c in T joining the two boundary components (α and the component of ∂S) such that c does not intersect β . Let

α' be the boundary component of a regular neighbourhood of $c \cup \partial T$ which is essential and non-peripheral in T (see Figure 14). The curve α' satisfies $i(\alpha', \alpha) = 0$ and $i(\alpha', \beta) \leq i(\alpha, \beta)$. Moreover, $S \setminus \alpha'$ has a component which satisfies the conditions above for Y , so we can construct γ such that $i(\gamma, \alpha') = 0$ and $i(\gamma, \beta) < i(\alpha', \beta) \leq i(\alpha, \beta)$. Hence γ is connected to α by construction and β by the induction hypothesis, completing the proof.

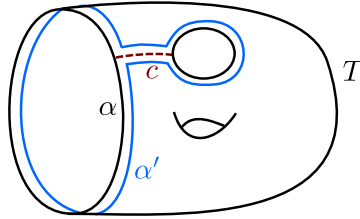


FIGURE 14. Finding a new curve α' when α does not have a complementary component satisfying the conditions for Y .

REFERENCES

- [1] Tarik Aougab, *Uniform hyperbolicity of the graphs of curves* : Geom. Topol. **17** (2013) 2855–2875
- [2] Javier Aramayona, Ferrán Valdez, *On the geometry of graphs associated to infinite-type surfaces* : to appear in Math. Z.
- [3] J. Behrstock, *Asymptotic geometry of the mapping class group and Teichmüller space* : Geom. Topol. **10** (2006) 2001–2056
- [4] Jason Behrstock, Mark F. Hagen, Alessandro Sisto, *Hierarchically hyperbolic spaces I: curve complexes for cubical groups* : Geom. Topol. **21** (2017) 1731–1804
- [5] Jason Behrstock, Mark F. Hagen, Alessandro Sisto, *Hierarchically hyperbolic spaces II: combination theorems and the distance formula* : preprint (2015), available at [arXiv:1509.00632](https://arxiv.org/abs/1509.00632)
- [6] Jason Behrstock, Mark F. Hagen, Alessandro Sisto, *Quasiflats in hierarchically hyperbolic spaces* : preprint (2017), available at [arXiv:1704.04271](https://arxiv.org/abs/1704.04271)
- [7] Brian H. Bowditch, *Coarse median spaces and groups* : Pac. J. Math. **261** (2013) 53–93
- [8] Brian H. Bowditch, *Uniform hyperbolicity of the curve graphs* : Pac. J. Math. **269** (2014) 269–280
- [9] Brian H. Bowditch, *Large-scale rigidity properties of the mapping class groups* : to appear in Pac. J. Math.
- [10] Brian H. Bowditch, *The ending lamination theorem* : preprint (2016), available at <http://homepages.warwick.ac.uk/~masgak/papers/elt.pdf>
- [11] Tara E. Brendle, Dan Margalit, *Commensurations of the Johnson Kernel* : Geom. Topol. **8** (2004) 1361–1384
- [12] Jeffrey F. Brock, Richard D. Canary, Yair N. Minsky, *The classification of Kleinian surface groups II: The Ending Lamination Conjecture* : Ann. Math. **176** (2012) 1–149
- [13] Matt Clay, Kasra Rafi, Saul Schleimer, *Uniform hyperbolicity of the curve graph via surgery sequences* : Algebr. Geom. Topol. **14** (2014) 3325–3344

- [14] Matthew Gentry Durham, Federica Fanoni, Nicholas G. Vlamis, *Graphs of curves on infinite-type surfaces with mapping class group actions* : preprint (2017), available at [arXiv:1611.00841](https://arxiv.org/abs/1611.00841)
- [15] Benson Farb, Nikolai V. Ivanov, *The Torelli geometry and its applications* : research announcement, Math. Res. Lett. **12** (2005) 293–301
- [16] John L. Harer, *Stability of the homology of the mapping class groups of orientable surfaces* : Ann. Math. **121** (1985) 215–249
- [17] John L. Harer, *The virtual cohomological dimension of the mapping class group of an orientable surface* : Invent. Math. **84** (1986) 157–176
- [18] W. J. Harvey, *Boundary structure of the modular group* : in “Riemann surfaces and related topics: Proceedings of the 1978 Stony Brook conference”, ed. I. Kra, B. Maskit, Ann. of Math. Stud. **97**, Princeton University Press (1981) 245–251
- [19] A. Hatcher, W. Thurston, *A presentation for the mapping class group of a closed orientable surface* : Topology **19** (1980) 221–237
- [20] Sebastian Hensel, Piotr Przytycki, Richard C. H. Webb, *1-slim triangles and uniform hyperbolicity for arc graphs and curve graphs* : J. Eur. Math. Soc. **17** (2015) 755–762
- [21] Yoshikata Kida, *The co-Hopfian property of the Johnson kernel and the Torelli group* : Osaka J. Math. **50** (2013) 309–337
- [22] Eduard Looijenga, *Connectivity of complexes of separating curves* : Groups Geom. Dyn. **7** (2013) 443–450
- [23] John D. McCarthy, William R. Vautaw, *Automorphisms of Torelli groups* : preprint (2003), available at [arXiv:math/0311250](https://arxiv.org/abs/math/0311250)
- [24] Johanna Mangahas, *A recipe for short-word pseudo-Anosovs* : Am. J. Math. **135** (2013) 1087–1116
- [25] Howard A. Masur, Yair N. Minsky, *Geometry of the complex of curves I: Hyperbolicity* : Invent. Math. **138** (1999) 103–149
- [26] H.A. Masur, Y.N. Minsky, *Geometry of the complex of curves II: Hierarchical structure* : Geom. and Funct. Anal. **10** (2000) 902–974
- [27] Howard Masur, Saul Schleimer, *The pants complex has only one end* : in “Spaces of Kleinian Groups”, ed. Y. Minsky, M. Sakuma, C. Series, Lond. Math. Soc. Lec. Notes **329**, Cambridge University Press (2006) 209–218
- [28] Howard Masur, Saul Schleimer, *The geometry of the disk complex* : J. Amer. Math. Soc. **26** (2013) 1–62
- [29] Yair Minsky, *The classification of Kleinian surface groups, I: models and bounds* : Ann. Math. **171** (2010) 1–107
- [30] Graham A. Niblo, Nick Wright, Jiawen Zhang, *A four point characterisation for coarse median spaces* : preprint (2017), available at [arXiv:1708.06960](https://arxiv.org/abs/1708.06960)
- [31] Andrew Putman, *A note on the connectivity of certain complexes associated to surfaces* : Enseign. Math. **54** (2008) 287–301
- [32] Saul Schleimer, *Notes on the complex of curves* : unpublished notes (2006), available at <http://homepages.warwick.ac.uk/~masgar/Maths/notes.pdf>
- [33] Alessandro Sisto, *What is a hierarchically hyperbolic space?* : to appear in “Beyond Hyperbolicity”, ed. M. Hagen, R. Webb, H. Wilton, Cambridge University Press
- [34] Richard C. H. Webb, *Uniform bounds for bounded geodesic image theorems* : J. Reine Angew. Math. **709** (2015) 219–228

MATHEMATICS INSTITUTE, UNIVERSITY OF WARWICK, COVENTRY, CV4 7AL, UNITED KINGDOM

E-mail address: k.m.vokes@warwick.ac.uk