

Phase magnification by two-axis counter-twisting for detection noise robust interferometry

F. Anders,¹ L. Pezzè,² A. Smerzi² and C. Klempt¹

¹ *Institut für Quantenoptik, Leibniz Universität Hannover, Welfengarten 1, D-30167 Hannover, Germany*

² *QSTAR, INO-CNR and LENS, Largo Enrico Fermi 2, I-50125, Firenze, Italy*

Entanglement-enhanced atom interferometry has the potential of surpassing the standard quantum limit and eventually reaching the ultimate Heisenberg bound. The experimental progress is however hindered by various technical noise sources, including the noise in the detection of the output quantum state. The influence of detection noise can be largely overcome by exploiting echo schemes, where the entanglement-generating interaction is repeated after the interferometer sequence. Here, we propose an echo protocol that uses two-axis counter-twisting as the main nonlinear interaction. We demonstrate that the scheme is robust to detection noise and its performance is superior compared to the already demonstrated one-axis twisting echo scheme. In particular, the sensitivity maintains the Heisenberg scaling in the limit of a large particle number. Finally, we show that the protocol can be implemented with spinor Bose-Einstein condensates. Our results thus outline a realistic approach to mitigate the detection noise in quantum-enhanced interferometry.

I. INTRODUCTION

The fast progress in the field of atom interferometry is characterized by improving precision and accuracy, a transition to both large-scale and compact devices, and an increasing number of metrology and sensing applications [1–3]. State-of-the-art atom interferometers are linear two-mode devices that employ uncorrelated (or at most classically correlated) particles. Their phase estimation uncertainty is fundamentally bounded by the standard quantum limit (SQL), $\Delta\theta_{\text{SQL}} = 1/\sqrt{\nu N}$, where ν is the number of repeated measurements and N the number of particles in each shot. Interferometers using ensembles of entangled atoms can surpass the SQL, up to the ultimate Heisenberg limit (HL), $\Delta\theta_{\text{HL}} = 1/\sqrt{\nu}N$. Factual implementations of entanglement-enhanced interferometer schemes [4] have reached the HL with only few particles ($N \lesssim 10$ trapped ions). Large gain in phase sensitivity (up to a factor 10 over the SQL) has been demonstrated with cold atoms and Bose-Einstein condensates employing $N = 10^2 - 10^6$ atoms. Yet, these experiments have neither reached the HL nor the Heisenberg scaling $\Delta\theta \sim 1/N$ of the phase uncertainty with the atom number. This is caused by difficulties in creating metrologically-useful entangled states of a large number of atoms as well as unavoidable technical noise, in many cases dominated by the noise in the final detection of the interferometer output state. In particular, it has been shown that – in typical atom detection scenarios – the finite measurement efficiencies impose a bound to the achievable phase sensitivity that scales as $1/\sqrt{N}$ for sufficiently large atom numbers, at best with a constant improvement factor over the SQL [5, 6].

Interestingly, the requirement of high detection efficiencies can be relaxed when using active detection schemes, where a nonlinear interaction between the probe particles is applied after the phase imprinting (also indicated as interaction-based readout). A signal amplification based on nonlinear interaction has been first pro-

posed in a seminal publication by Caves [7], where the displacement of a coherent state is amplified by degenerate parametric amplification. Along this line, an interferometric setup was proposed by Yurke et al. [8] – called a SU(1,1) interferometer – where a nonlinear interaction (such as optical parametric down-conversion) generates correlated pairs of particles in two side modes from a pump mode. After a phase shift acquired by the side modes relative to the pump mode, the SU(1,1) interferometer is closed by an inverted down-conversion. The phase shift can be inferred from the residual population of the side modes. SU(1,1) interferometers can reach a sensitivity at the HL with respect to the number of particles in the side modes after the first down-conversion [8] and a Heisenberg scaling of sensitivity with respect to the total number of particles in the initial condensate [9]. Recently, it has been shown that a modified version (called “pumped-up” SU(1,1) interferometer [10]) where the three modes are further linearly coupled before and after phase imprinting, can reach a sub-SQL sensitivity with respect to the total number of particles [10]. The robustness of SU(1,1) interferometers with respect to detection noise has been emphasized [9–12]. SU(1,1) interferometry with Bose-Einstein condensates [13], photons [14, 15], and hybrid atom-light systems [16] has been recently demonstrated experimentally.

Interaction-based readout can be also used in the more standard two mode linear SU(2) interferometers [17–20] as successfully demonstrated experimentally with trapped ions prepared in a GHZ state [21] and with cold atoms prepared in a spin-squeezed state in an optical cavity [20]. Up to now, both the proposals [17–20] and the implementations [20, 21] in SU(2) interferometers rely on the one-axis twisting (OAT) interaction [22].

In this manuscript, we propose an echo protocol based on two-axis counter-twisting (TACT) [22] that realizes an interaction-based readout and outperforms OAT proposals in the spin-squeezing regime. The TACT echo benefits from a perfect alignment of squeezing and phase

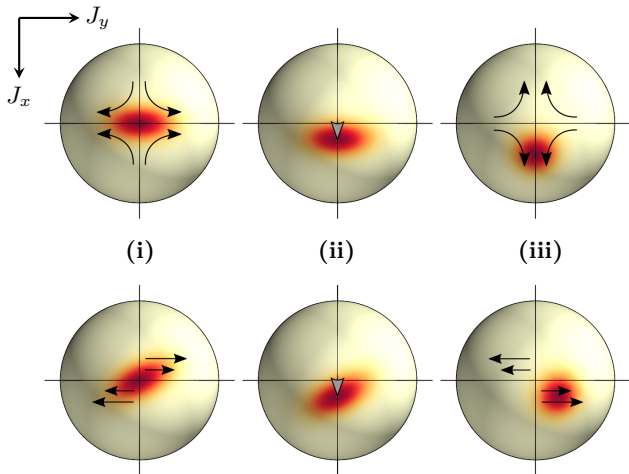


FIG. 1. Schematic visualization (Husimi distributions) of the TACT echo (top row) and OAT echo (bottom row) protocols. Black arrows visualize the action of the respective nonlinear Hamiltonian and correspond to classical trajectories. (i) Preparation of a squeezed state (with -6 dB squeezing) starting from a CSS with $N = 100$ atoms. (ii) Interferometric phase imprint (rotation around the y -axis) of $\theta = 0.2$. (iii) Inverse nonlinear dynamics leads to anti-squeezing and phase magnification. For the TACT echo the magnification is aligned with the phase imprint direction, whereas for the OAT echo the magnification happens in the perpendicular direction.

shift, leading to an ideal signal-to-noise ratio, a higher optimal phase sensitivity, an improved noise robustness and a broader versatility. For small magnification, the TACT echo realizes a simple single-mode linear amplifier described by Caves [7]. The optimal achievable phase sensitivity of the TACT echo is only 20% below the Heisenberg limit. Most importantly, we show that the phase sensitivity has a Heisenberg scaling even in the presence of number-dependent detection noise, and does not recover the shot noise scaling for large atom numbers. We present a realization of a robust TACT echo with spin dynamics in atomic Bose-Einstein condensates, where the TACT echo becomes similar to the pumped-up SU(1,1) protocol. In particular, we extend the existing analysis showing that the pumped-up SU(1,1) protocol in the high-squeezing regime can reach a Heisenberg scaling of phase sensitivity with respect to the total number of particles, with large robustness to detection noise.

II. TACT ECHO PROTOCOL

We consider an ensemble of atoms occupying only two modes $|a\rangle$ and $|b\rangle$. We assume that only states symmetric under particles exchange are available and introduce the

collective spin operator

$$\begin{pmatrix} J_x \\ J_y \\ J_z \end{pmatrix} = \frac{1}{2} \begin{pmatrix} a^\dagger b + b^\dagger a \\ -i(a^\dagger b - b^\dagger a) \\ a^\dagger a - b^\dagger b \end{pmatrix}. \quad (1)$$

Here, a^\dagger, b^\dagger (a, b) are the creation (annihilation) operators for the two modes. We also introduce $J_\pm = J_x \pm iJ_y$. The TACT interaction is described by the Hamiltonian (here with inverted sign) [22]

$$H_{\text{TACT}} = -\frac{\chi}{2i} (J_+^2 - J_-^2) = -\chi (J_x J_y + J_y J_x), \quad (2)$$

and should be compared to the more familiar OAT model (here along the x direction) [22]

$$H_{\text{OAT}} = \chi J_x^2. \quad (3)$$

The echo scheme consists of the following transformation:

$$|\psi\rangle_{\text{out}} = U^{-r} e^{-i\theta J_y} U |\psi\rangle_{\text{in}}, \quad (4)$$

where $|\psi\rangle_{\text{in}}$ is an initial state (in the following we consider a coherent spin state (CSS) polarized along J_z) and $U = e^{-itH}$, with H given by Eq. (2) for the TACT scheme, and by Eq. (3) for the OAT scheme. After phase encoding, the transformation U^{-r} inverts the dynamics, with the factor r allowing for a stronger or weaker echo interaction. This sequence of transformations can be visualized on the Bloch sphere as shown in Fig. 1 for the TACT (top row) and for the OAT (bottom row): (i) A spin squeezed state is dynamically generated by $e^{-itH_{\text{TACT}}}$ or $e^{-itH_{\text{OAT}}}$. It should be noticed that while the Hamiltonian H_{TACT} creates a spin-squeezed state with reduced uncertainty along J_x , H_{OAT} generates spin squeezing in the xy -plane at an angle that depends on time [22]. (ii) The squeezed state is specifically sensitive to a phase shift θ by the interferometric sequence $e^{-i\theta J_y}$. Notice that, in order to be maximally sensitive to the transformation $e^{-i\theta J_y}$, the state generated by OAT must be first rotated in the Bloch sphere so to align the squeezed ellipse along the y -axis. However, this alignment is detrimental for the successive application of the OAT echo. The TACT echo protocol employs the full entanglement-enhanced performance. (iii) The echo scheme now comprises a characteristic second interaction $e^{+itH_{\text{TACT}}}$ or $e^{+itH_{\text{OAT}}}$ (here $r = 1$), in the two cases respectively, which is inverse to the first one. In both cases, the echo interaction undoes the squeezing, returning the state towards a CSS. In the TACT case, the relevant uncertainty along J_x is hereby increased, the imprinted phase is magnified to a more substantial displacement from the north pole. This second interaction maintains the signal-to-noise ratio because both the signal (the phase) and the noise (the spin uncertainty) are simultaneously amplified. Compared to the OAT echo [17] (see Fig. 1, bottom row), the TACT echo features an alignment of phase shift and squeezing direction, yielding an optimal and clean phase magnification. The

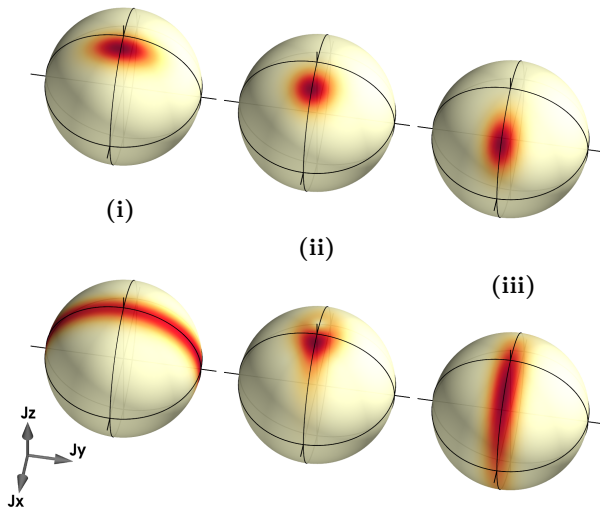


FIG. 2. The TACT echo for two regimes of entanglement: spin-squeezing (top row) and highly over-squeezed regime (bottom row). Both visualized by the Husimi-distribution for states of $N = 100$ atoms. Top row: (i) Initial spin-squeezing of -6 dB and acquired phase of $\theta = 0.2$. (ii) Ideal inverse squeezing interaction results in a CSS (fidelity of 0.998). (iii) Stronger echo ($r = 2$) leads to an anti-squeezed state. Bottom row: (i) The state possessing the maximum sensitivity reachable with TACT and a phase imprint of $\theta = 0.02$. (ii) Ideal inverse TACT to a fairly classical state (fidelity of 0.814 with a CSS) and (iii) after an echo with $r = 1.5$.

comparison between OAT and TACT scheme will be discussed in more details below. (iv, not visualized) The amplified phase shift is read out by a final detection of the output state. For this purpose, the state is rotated by $\pi/2$ towards the equator of the Bloch sphere (around J_y for the TACT echo and around J_x for the OAT echo). Thereby the detection operates at mid-fringe position in terms of a final measurement of J_z , i.e. a counting of the atoms in the two modes. As a key advantage, the output state can now be characterized precisely even in the presence of significant detection noise.

It was shown that the metrological performance produced by TACT dynamics leads to large spin-squeezing [23, 24], close to a twin-Fock state. Fig. 2 visualizes the action of the TACT echo protocol for the squeezing regime and also for the optimal, highly entangled case. Both cases will be examined in this article. Note that the highly entangled state (i, bottom) cannot be detected by measuring first and second moments of the global spin, rendering an exploitation of the entanglement enhancement difficult. It is a specific advantage of echo schemes that they disentangle the state, returning a fairly classical state to detect. In this sense, the metrological performance of highly entangled states becomes experimentally accessible [25].

III. ONE-MODE APPROXIMATION

The description of the TACT echo can be greatly simplified under the assumption that the quantum state remains close to the north pole of the Bloch sphere during the echo protocol (see Fig. 1). This assumption is fulfilled for a large number of atoms $N \gg 1$, relatively small squeezing strength $\chi t \ll 1$ and a small interferometric phase shift. In this case, we can replace the operators a and a^\dagger with the number \sqrt{N} to obtain an effective one-mode description. The unitary evolution under the TACT Hamiltonian simplifies to the one-mode quadrature-squeezing operator and the interferometric rotation becomes the one-mode displacement:

$$e^{-itH_{\text{TACT}}} \rightarrow e^{\frac{\gamma}{2}(b^2 - b^{\dagger 2})} \equiv S(\gamma) \quad (5)$$

$$e^{-i\theta J_y} \rightarrow e^{\phi(b^\dagger - b)} \equiv D(\phi) \quad (6)$$

Here real parameters for the squeezing strength $\gamma = t\chi N$ and the displacement $\phi = \theta\sqrt{N}/2$ arise from the previous two-mode description.

The mid-fringe position in the two-mode model is on the equator and chosen according to the observable J_z . In the one-mode description, the dynamics is confined onto the tangent surface to the Bloch sphere and spanned by the quadratures. Therefore, the displacement ϕ can be estimated from measurements of the $X = (b + b^\dagger)/2$ quadrature with a phase uncertainty

$$(\Delta\theta)^2 = \frac{\Delta(b + b^\dagger)^2}{|\partial_\theta \langle b + b^\dagger \rangle|^2}. \quad (7)$$

This can be evaluated analytically for the one-mode equivalent of (4), which is $|\psi\rangle_{\text{out}} = S^{-1}(r\gamma)D(\phi)S(\gamma)|0\rangle$, where the initial coherent state pointing in the J_z direction corresponds to all particles in the mode a and thus the vacuum $|0\rangle$ of the mode b . Using textbook formulae (see Appendix), we find the ideal phase variance to be

$$(\Delta\theta)^2 = \frac{e^{-2\gamma}}{N}. \quad (8)$$

Therefore, the ideal sensitivity of the approximate TACT echo does not depend on the echo strength and is only determined by the initial state entering the interferometer. Also it becomes apparent that without any squeezing ($\gamma = 0$) $\Delta\theta$ has a $1/\sqrt{N}$ scaling with the particle number. For positive squeezing strengths γ , the phase uncertainty is decreased below the SQL by a factor of $e^{-2\gamma}$.

The one-mode model allows for an analytical demonstration of the robustness against detection noise. This is implemented by convolving the respective distribution of outcomes with a normal distribution of width σ [26]. Introducing the influence of detection noise to equation (7) is therefore simply accomplished by adding σ^2 to the nominator, since two convolved Gaussian functions yield a Gaussian function with summed up variances again.

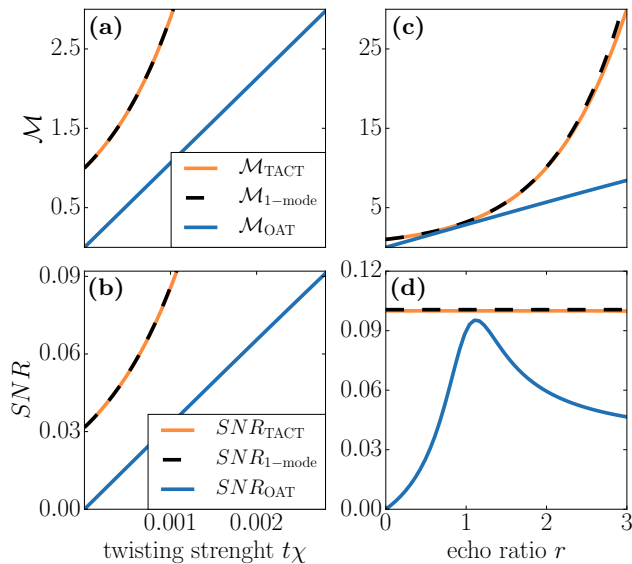


FIG. 3. Comparison of the magnification factor and the signal-to-noise ratio resulting for the TACT echo (orange) and the OAT echo (blue). Dashed black lines show analytical one-mode results for the TACT echo. Computation carried out for $N = 10^3$ particles and $\theta = 0.001$. (a,b) Dependence on the twisting strength. The parameter r is set to $r = 1$ in both cases. (c,d) Dependence on the echo ratio r , i.e. the strength of amplification, with initial squeezing of -10 dB.

Hence, the noise-dependent phase variance evaluates to (see Appendix)

$$(\widetilde{\Delta\theta})^2 = (\Delta\theta)^2 + \frac{\sigma^2}{N^2\mathcal{M}^2}. \quad (9)$$

Here, we defined the magnification factor $\mathcal{M} = \langle J_x \rangle / \langle J_x \rangle'$ as the ratio of the signal after and before (primed) the echo. Within the one-mode approximation it simplifies to

$$\mathcal{M} = e^{r\gamma}. \quad (10)$$

Equation (9) demonstrates, that the phase magnification strongly suppresses the influence of detection noise. The simple formula (10) shows that a stronger echo increases the signal magnification exponentially. We can of course not conclude that a large magnification cancels the noise influence completely. The depletion of mode a is not captured by the one-mode model but sets a limit to this process. Finally, the signal-to-noise ratio $\text{SNR} \approx \langle J_x \rangle / \Delta J_x$ is given by

$$\text{SNR} = 2\phi e^\gamma, \quad (11)$$

revealing the independence of the echo strength. Thus, the quality of the signal amplification does not decrease for larger echoes.

Fig. 3 compares the magnification process of both the OAT and TACT echo scheme in terms of the mentioned

quantities. The TACT echo shows a clear advantage over the OAT scheme. First, the TACT echo's performance grows exponentially with the interaction time and not just linearly as for the OAT scheme (see Fig. 3 (a-c)). Furthermore, for our scheme, the signal-to noise ratio is perfectly maintained during the magnification (see Fig. 3 (d)), thereby realizing a “phase-sensitive noiseless amplification” previously described in Ref. [7]. In the case of the OAT echo however, the quality of the signal amplification decreases for ratios deviating from the optimal $r \approx 1.1$. Figure 3 also shows that the magnification and the signal-to-noise ratio are well captured by the single-mode approximation. However, for over-squeezed states, the single mode approximation breaks down and a full two mode analysis is required. This is presented in the next section.

IV. TWO-MODE MODEL: THE SQUEEZING REGIME

We evaluate the interferometric performance in terms of the classical Fisher information (FI) [27]

$$F(\theta) = \sum_x \frac{1}{P_x(\theta)} \left(\frac{\partial P_x(\theta)}{\partial \theta} \right)^2, \quad (12)$$

from a probability distribution $P_x(\theta) = \text{Tr}(M_x \rho_{out}(\theta))$, where the measurement of possible outcomes x is described by a collection of measurement operators $\{M_x\}$. In the case of two modes we utilize projective measurements in terms of Dicke states $\{M_\mu\} = \{|\mu\rangle\langle\mu|\}$ where μ takes the eigenvalues of J_z . The FI identifies the metrologically useful entanglement revealed by a certain measurement [28] and gives a lower bound on the interferometric phase sensitivity, the Cramér-Rao bound $\Delta\theta_{CR} = (\nu F)^{-1/2}$.

For intermediate squeezing strength, the quantum state remains Gaussian and the gain in sensitivity is well captured in the width of its distribution, typically expressed in terms of the spin-squeezing parameter [29] $\xi_R^2 = N(\Delta J_x)^2 / \langle J_z \rangle^2$ (here for the case of a mean spin direction along J_z and an interferometer phase shift generated by J_y). In this regime it corresponds to the FI as $F = N/\xi_R^2$. We choose an initial squeezing of $10 \log_{10}(\xi_R^2) = -6$ dB as exemplary value, also to allow for experimental resources for an echo ratio larger than one. Figure 4 shows the metrological gain $10 \log_{10}(F/N)$ as a function of the interferometric phase (top) and the detection noise (middle). In Fig. 4 (top), the detection noise is fixed to the detection shot-noise, i.e. a noise equivalent to the inherent fluctuations of a CSS $\sigma_{SN} = \sqrt{N}/2$. Even for such a strong noise contribution, the metrological performance clearly surpasses the SQL and reaches almost the ideal value of 6 dB improvement for the case of a strong echo of $r = 3$. In the middle graphs, the phase is chosen to be around the optimum $\theta \approx 0$ and demonstrates the robust entanglement-enhanced performance under the influence of detection

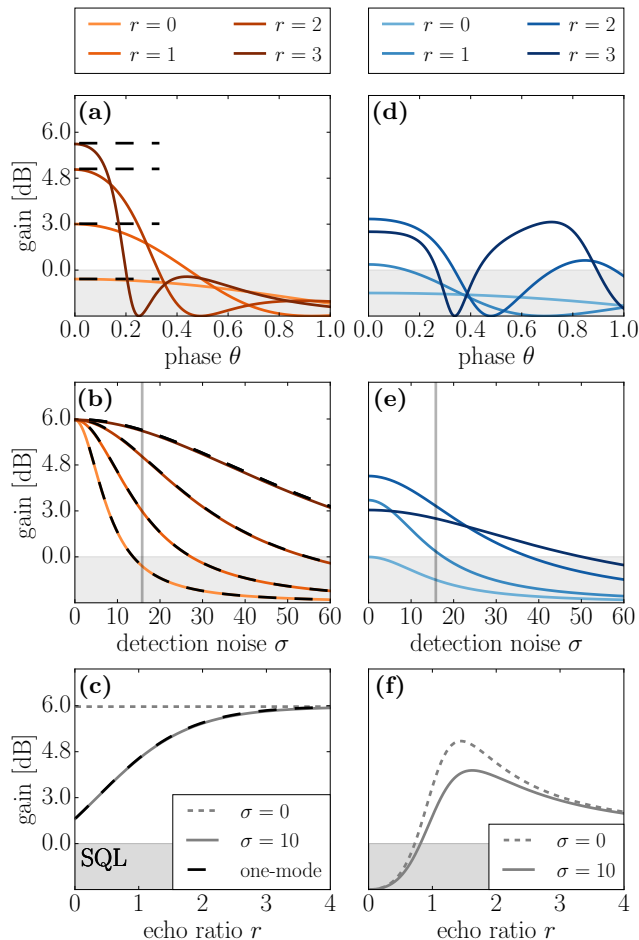


FIG. 4. Metrological gain of the TACT (left panels) and the OAT (right) echo schemes, depicted for an initial squeezing of -6 dB and a particle number of $N = 10^3$. Solid coloured lines show numerical results for several echo ratios r . Black dashed lines depict the analytical one-mode results $1/(\Delta\theta)^2 N$ for the TACT echo. The shaded area corresponds to a precision within the SQL. (a,d) Phase dependence of the gain for both echo protocols. The detection noise is set to shot-noise $\sigma_{\text{SN}} = \sqrt{N}/2$. (b,e) Noise dependence of the gain. The gray vertical lines indicate the detection shot-noise. The phase is set to an optimal small value. (c,f) Dependence on the echo ratio for the TACT and the OAT echo respectively, for vanishing detection noise (dashed gray line) and an exemplary noise of $\sigma = 10$ (solid gray line).

noise. The interferometric performance beyond the SQL can be maintained for noise values well above detection shot-noise (indicated as gray vertical line). The analytical one-mode results (dashed black lines) agree excellently with the numerical computation. This analysis proves that the proposed TACT echo allows gaining back most of the original sensitivity of the input state even in the presence of strong detection noise. The sensitivity surpasses the results of the OAT echo and shows better variability regarding the echo ratio. Fig. 4 (bottom)

shows that the OAT scheme demands an optimization of the echo strength for a certain detection noise to gain optimal performance whereas for the TACT echo the larger is the echo ratio r , the better, see Fig. 4 (c).

V. OPTIMAL PERFORMANCE

We will now investigate the optimal performance of the TACT protocol, which is achieved beyond the spin-squeezing regime. In particular, we optimize the quantum Fisher information (QFI) $F_Q[|\psi\rangle, J_y] = 4(\Delta J_y)^2$ over the state $|\psi\rangle = e^{-itH_{\text{TACT}}} |\psi_{\text{in}}\rangle$ obtained under TACT unitary evolution. The optimal interaction strength is given by $(t\chi)_{\text{opt}} \approx \ln(2\pi N)/2N$ for any particle number N , in agreement with Ref. [30] (see Appendix). The largest FI is reached by the state visualized in Fig. 2 bottom row (i). The state has a large overlap with a Twin Fock state [31], possesses an even higher phase sensitivity as such and thereby outperforms the sensitivity reachable by OAT dynamics on a comparable time scale.

Figure 5 (a) shows the achievable FI in this regime under the influence of detection noise. Without echo ($r = 0$, dashed-dotted lines), the performance already starts to decline at $\sigma \approx 0.3$ since an operation close to the Heisenberg limit typically requires single-atom resolving detection. This requirement is avoided by both the OAT and the TACT echo protocol, maintaining Heisenberg-limited sensitivity for detection noise levels far beyond what has been demonstrated already in several groups. A specific advantage of the TACT echo scheme, the non-essential reversal of the twisting dynamics ($r = 1$), holds even in this highly entangled regime. For vanishing detection

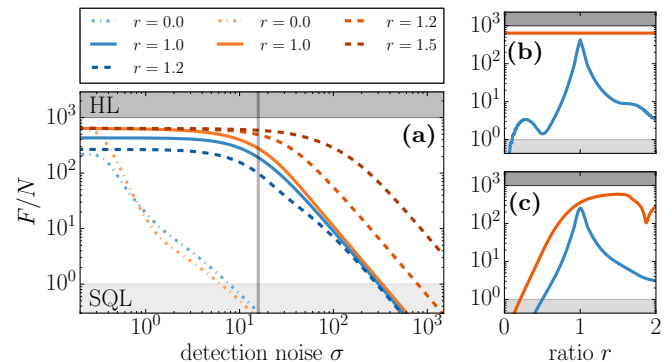


FIG. 5. Optimal performance of the TACT echo (orange lines) in terms of the FI. For comparison, we also report the optimal performance of the OAT echo discussed by Davis et al.[17]. All computations done for $N = 10^3$ atoms. (a) Dependence on detection noise with phase set to a small value which is optimal at detection shot-noise (gray vertical line). (b) Dependence of the FI on the echo ratio for vanishing detection noise $\sigma = 0$. (c) Same as (b) but for finite detection noise of $\sigma = 10$. Here the phase is set to $\theta = 0.002$.

noise, the TACT echo is independent of the echo ratio whereas the OAT echo has a sharp optimal performance at $r = 1$ (see Fig. 5 (b)). For non-vanishing detection noise (even for detection noise larger than the shot-noise level) the TACT echo still shows a performance that depends weakly on r in the range $r = 0.9-1.6$, see Fig. 5 (c).

VI. ASYMPTOTIC SCALING FOR A LARGE NUMBER OF ATOMS

It has been emphasized in the literature that, in presence of a variety of single-particle (uncorrelated) decoherence sources, the quantum-enhancement cannot maintain the Heisenberg scaling asymptotically in the number of particles. In the limit $N \rightarrow \infty$, the sensitivity scales with the square root of the particle number, eventually reaching only a constant factor beyond the SQL [5, 6]. Accordingly, our numerical results show that in the case without echo the Heisenberg scaling is lost quickly and SQL scaling is obtained for large N . However, exploiting an interaction-based readout within our TACT echo scheme – as well as with the OAT echo – the Heisenberg scaling is preserved in the presence of a large detection noise and atom number (up to $N \sim 10^4$). Fig. 6 shows the FI with an exemplary detection noise of $\sigma(N) = \sqrt{N}/10$, which scales with the square root of the number of atoms (such as the photon shot noise in fluorescence detection). The apparent contradiction with the prediction of [5, 6] is explained by the fact that interaction-based detection cannot be modelled as a single-particle noisy channel and does not fall into the range of interferometers analyzed in Refs. [5, 6].

While the results are obtained numerically and cannot

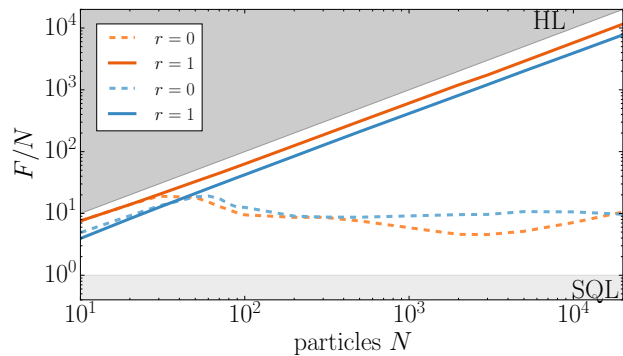


FIG. 6. Fisher information as a function of the atom number for the TACT (solid orange line) and OAT (solid blue line) echo protocols in presence of a detection noise $\sigma = \sqrt{N}/10$. The echo clearly retains the Heisenberg scaling. For comparison, we also plot the TACT (dashed orange line) and OAT (dashed blue line) protocols without echo and in presence of the same number-dependent detection noise. In this case the Heisenberg scaling is quickly lost and the sensitivity follows a scaling \sqrt{N} (with an improvement over the SQL given only by a constant factor) for large N .

be evaluated in the limit of infinite atom numbers, we argue that they correctly reflect the asymptotic behaviour. Nevertheless, we would like to note that the asymptotic scaling of the sensitivity with the number of particles is typically not relevant in actual metrological experiments. Besides the noise that scales with the square root of the particle number, there are further technical noise components that are linear in the particle number and take over while increasing the number of particles (see for example Ref. [32]). These noise contributions eventually destroy both the Heisenberg and the SQL scaling, yielding an interferometric precision that is independent of the particle number.

VII. IMPLEMENTATION IN SPINOR BOSE-EINSTEIN CONDENSATES

Bose-Einstein condensates (BECs) with a spin degree of freedom – in our case spin 1 – undergo spin changing collisions, creating entangled atom pairs and many-particle entanglement of indistinguishable atoms [4]. This type of entanglement generation has been demonstrated by several groups [33–36]. In particular it has been applied for the demonstration of Einstein-Podolsky-Rosen entanglement [37], interaction-free measurements [38], interferometric applications [13, 39, 40], and – most recently – for the generation of spatially distributed entanglement [41–43]. We will now show that spin dynamics in atomic BECs allows for an effective realization of the TACT echo protocol in the spin-squeezing regime.

If a BEC of atoms with spin $F = 1$ is prepared in $m_F = 0$, it produces entangled atomic pairs by spin-changing collisions in $m_F = \pm 1$ [44–46]. This evolution is described by a four-wave mixing Hamiltonian [47, 48] $H_{\text{FWM}} = 2\lambda(a_0^\dagger a_0^\dagger a_1 a_{-1} + a_1^\dagger a_{-1}^\dagger a_0 a_0)$. Additional spin-preserving collisions are described by the collisional shift $H_{\text{CS}} = \lambda(2\hat{N}_0 - 1)(\hat{N}_1 + \hat{N}_{-1})$. Here, the coupling strength λ is determined by the scattering lengths of allowed channels and by the spatial modes of the atoms. Furthermore, the term $H_{\text{QZ}} = q(\hat{N}_1 + \hat{N}_{-1})$ includes the quadratic Zeeman shift $q \propto B^2$ that depends on the external magnetic field strength B . Alternatively, q can be experimentally tuned by coupling the Zeeman levels to a different hyperfine level by an adjustable microwave dressing field. By introducing a change of basis to the symmetric (S) and the antisymmetric (A) combinations of the $m_F = \pm 1$ states,

$$a_S = \frac{a_{+1} + a_{-1}}{\sqrt{2}} \quad \text{and} \quad a_A = \frac{a_{+1} - a_{-1}}{\sqrt{2}}, \quad (13)$$

the overall Hamiltonian $H = H_{\text{QZ}} + H_{\text{CS}} + H_{\text{FWM}}$ becomes

$$H = q(\hat{N}_S + \hat{N}_A) \quad (14)$$

$$+ \lambda(2\hat{N}_0 - 1)(\hat{N}_S + \hat{N}_A) \quad (15)$$

$$+ 2\lambda[(J_{x,S}^2 - J_{y,S}^2) - (J_{x,A}^2 - J_{y,A}^2)], \quad (16)$$

where $J_{x,S} = (a_0^\dagger a_S + a_S^\dagger a_0)/2$, $J_{y,S} = (a_0^\dagger a_S - a_S^\dagger a_0)/2i$, $J_{x,A} = (a_0^\dagger a_A + a_A^\dagger a_0)/2$ and $J_{y,A} = (a_0^\dagger a_A - a_A^\dagger a_0)/2i$. In the limit of a large number of atoms in $m_f = 0$, the evolution in the three modes can thus be described within two SU(2) systems $(0, A)$ and $(0, S)$, with the corresponding pseudo-spin operators $J_{i,A}$ and $J_{i,S}$ for $i = x, y, z$. The four-wave mixing part of the Hamiltonian realizes the TACT in the symmetric and the antisymmetric mode.

This description is valid for comparably short interaction times, where N_0 can be assumed constant and the Zeeman term (14) can be tuned to cancel the collisional shift (15). For long interaction times, depletion of the initial condensate and quantum fluctuations become relevant: the terms (14) and (15) do not cancel perfectly and the evolution deviates from pure TACT dynamics. Within the two-mode system $(0, S)$, it is possible to realize a two-mode Ramsey-like interferometric protocol [40]: Beam splitters can be realized by resonant radio-frequency coupling, which does not couple to the asymmetric mode (A) . Interferometric phase shifts according to $\exp(-i\theta J_{y,S})$ can be engineered for typical applications, such as the measurement of magnetic fields or, as demonstrated in [40], the measurement of time. This implementation of the TACT echo is similar to the pumped-up-SU(1,1) interferometer [10] where a linear coupling of the atoms in $m_F = 0$ to the side modes (realizing a “tritter”) happens before and after the interferometric phase imprint on the side modes. The linear coupling corresponds to a beam splitter between $m_F = 0$ and the symmetric mode and the phase on the side modes is equivalent to a rotation by $J_z^{(0,S)}$. Therefore, our phase imprint $\exp(-i\theta J_{y,S})$, combined with the spin dynamics in the preparation and in the detection stage, resembles the mentioned scheme.

Within the two-mode system $(0,S)$, the four-wave mixing Hamiltonian simplifies to the TACT Hamiltonian (2). The only difference is that the squeezing and anti-squeezing directions are rotated in the J_x - J_y -plane by $\pi/4$, which can be easily compensated by an additional phase shift after the interaction. A coupling to the antisymmetric mode (A) is only realized by the four-wave mixing Hamiltonian. However, for moderate squeezing strengths, the number of atoms in the mode (A) remains small. It influences the interferometer signal only as a small loss of contrast, as the atoms are not coupled to the interferometer modes. Regarding the output observable, it is difficult to detect the number of atoms in the modes (S) and (A) independently. Thus, we consider the inferior but more practical measurement of the total number of atoms in both modes (S) and (A) . This total number $\hat{N}_S + \hat{N}_A = \hat{N}_{+1} + \hat{N}_{-1}$ approximates a direct measurement of $\hat{N}_S \approx \hat{N}_S + \hat{N}_A$, as an initial population of mode (A) by the TACT interaction is mostly removed during the echo. Since the sign of the coupling strength λ cannot be inverted, the state must be rotated by $\pi/2$ in order to achieve inverse squeezing during the echo. The effect of the terms (14) and (15) is unchanged by this state rota-

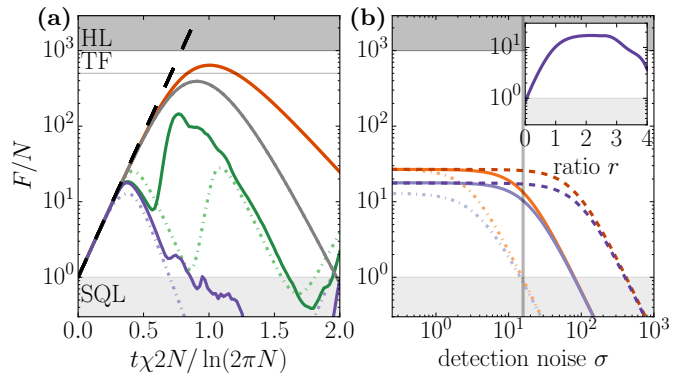


FIG. 7. Resulting FI for the echo employing clean TACT (orange), TACT in the symmetric and the antisymmetric mode (grey) and spin dynamics regarding the ideal measurement (green) and the realistic measurement (purple). The dashed black line shows the analytical one-mode results. Computations carried out for $N = 10^3$ atoms and an interferometric phase of $\theta = 0.002$. (a) Twisting strength dependence for $r = 0$ (dashed-dotted) and $r = 1$ (solid) and vanishing detection noise. (b) Robustness against detection noise for $r = 0$ (dashed-dotted), $r = 1$ (solid) and $r = 2$ (dashed). Both, the clean TACT echo and the realistic implementation with spin dynamics, evaluated at the point where the purple line in (b) reaches its maximum. The inset shows the dependence of the echo ratio for the realistic scenario at detection shot-noise.

tion, therefore the echo employing spin dynamics cannot constitute a perfect time reversal in the over-squeezed regime. However, in the case of initial compensation, i.e. $q = -\lambda(2N - 1)$, the dynamics resembles a clean TACT echo up to relatively large squeezing values.

To investigate the applicability of the TACT echo in spinor BECs, we have performed numerical simulations of the full three-mode evolution. Figure 7 shows the realistic performance of the echo implemented with spin dynamics (purple lines). The results include the effects of loss to the antisymmetric mode, deviating dynamics due to the terms (14) and (15) and the inferior number sum measurement. Figure 7 also quantifies the relative strength of these unwanted contributions, which have been obtained by considering only the corresponding parts of the spin dynamics Hamiltonian. The green lines show the FI that could be obtained if N_S and N_A were measured separately (see appendix for details). The gray line only takes into account the effect of the antisymmetric mode being populated. Hence, the implementation by spin dynamics is particularly hampered by the effect of the additional terms (14) and (15) in the Hamiltonian. In the case of spin dynamics, the FI is not fully independent of the echo, therefore we show results for $r = 0$ (dashed-dotted lines) and $r = 1$ (solid lines). In the presented case of $N = 10^3$ atoms, spin dynamics perfectly reproduces the TACT echo for up to 12.5 dB of quantum-enhancement. Note that the optimal gain over the SQL will not remain constant for larger particle numbers, but is expected to scale with the number of em-

ployed atoms (see Fig. 8 in Appendix), allowing for even stronger squeezing at typical atom numbers in the 10^4 range. Figure 7 (b) further shows that the echo implemented via spin dynamics features the same robustness against detection noise as the clean TACT scheme. The interaction-based readout based on spin dynamics allows to retain the ideal quantum-enhancement even with a detection at shot-noise level.

VIII. CONCLUSION

In summary, we have demonstrated an interaction-based readout interferometric scheme that exploits TACT dynamics and largely overcomes the limitations imposed by detection noise. Furthermore, the TACT protocol provides superior performances with respect to the more standard OAT echo scheme. In particular, the sensitivity to detection noise is suppressed by the TACT echo protocol, which allows for a Heisenberg scaling of the interferometric sensitivity in the limit of large particle numbers. There exist several possibilities for implementing the TACT Hamiltonian in realistic physical systems, including a recent proposal for atom-light interaction in a cavity [49]. We have studied here a possible realization of the TACT echo protocol using spin dynamics in spinor BECs and highlighted the analogy to pumped-up SU(1,1) interferometry. In the future, we aim at the experimental demonstration of the TACT echo in a microwave clock.

ACKNOWLEDGMENTS

F.A. thanks Marco Gabbrielli for helpful discussions and for regularly reading the manuscript. C.K. acknowledges support from the Deutsche Forschungsgemeinschaft through CRC 1227 (DQ-mat), project A02. F.A. acknowledges support from the Hannover School for Nanotechnology (HSN) and the ERASMUS+ program.

Appendix A: One-mode calculations

We derive the one-mode formulation of the two-mode phase variance from the method of moments formula. Including the detection-noise model as explained in the main text, the noisy phase variance reads

$$(\widetilde{\Delta\theta})^2 = \frac{(\Delta J_x)^2 + \sigma^2}{|\partial_\theta \langle J_x \rangle|^2}, \quad (\text{A1})$$

with $(\Delta J_x)^2 = \langle J_x^2 \rangle - \langle J_x \rangle^2$. Replacing

$$\langle J_x \rangle = \frac{1}{2} \langle a^\dagger b + ab^\dagger \rangle \rightarrow \frac{\sqrt{N}}{2} \langle b^\dagger + b \rangle, \quad (\text{A2})$$

the one-mode approximation of the above formula reads

$$(\widetilde{\Delta\theta})^2 = \frac{\langle (b^\dagger)^2 + b^2 + 2b^\dagger b + 1 \rangle - \langle b^\dagger + b \rangle^2}{|\partial_\theta \langle b^\dagger + b \rangle|^2} \quad (\text{A3})$$

$$+ \frac{4\sigma^2}{N|\partial_\theta \langle b^\dagger + b \rangle|^2}. \quad (\text{A4})$$

Relevant states within the one-mode approximation are the state before the echo $|\psi\rangle' = D(\phi)S(\gamma)|0\rangle$ and the output state after the echo $|\psi\rangle_{\text{out}} = S^{-1}(r\gamma)D(\phi)S(\gamma)|0\rangle$, with the displacement and the squeezing operator defined as in the main text. These satisfy the following properties [50].

$$D^\dagger(\phi) = D^{-1}(\phi) = D(-\phi) \quad (\text{A5})$$

$$S^\dagger(\gamma) = S^{-1}(\gamma) = S(-\gamma) \quad (\text{A6})$$

$$D^\dagger(\phi)bD(\phi) = b + \phi \quad (\text{A7})$$

$$D^\dagger(\phi)b^\dagger D(\phi) = b^\dagger + \phi \quad (\text{A8})$$

$$S^\dagger(\gamma)bS(\gamma) = b \cosh(\gamma) - b^\dagger \sinh(\gamma) \quad (\text{A9})$$

$$S^\dagger(\gamma)b^\dagger S(\gamma) = b^\dagger \cosh(\gamma) - b \sinh(\gamma) \quad (\text{A10})$$

$$S(\gamma)bS^\dagger(\gamma) = b \cosh(\gamma) + b^\dagger \sinh(\gamma) \quad (\text{A11})$$

$$S(\gamma)b^\dagger S^\dagger(\gamma) = b^\dagger \cosh(\gamma) + b \sinh(\gamma) \quad (\text{A12})$$

Applying those, we evaluate the following expectation values:

$$\begin{aligned} \langle b^\dagger \rangle' &= \langle 0 | S^\dagger D^\dagger b^\dagger D S | 0 \rangle \\ &= \langle 0 | S^\dagger (b^\dagger + \phi) S | 0 \rangle = \phi, \end{aligned}$$

$$\begin{aligned} \langle b^\dagger \rangle &= \langle 0 | S(\gamma)^\dagger D^\dagger S(r\gamma)^{-1} b^\dagger S(r\gamma)^{-1} D S(\gamma) | 0 \rangle \\ &= \langle 0 | S(\gamma)^\dagger ((b^\dagger + \phi) \cosh(r\gamma) \\ &\quad + (b + \phi) \sinh(r\gamma)) S(\gamma) | 0 \rangle \\ &= \phi e^{r\gamma} \end{aligned}$$

The expectation values $\langle b \rangle' = \phi$ and $\langle b \rangle = \phi e^{r\gamma}$ are calculated analogously. With this the magnification factor becomes

$$M_{\text{TACT}} = \frac{\langle J_x \rangle}{\langle J_x \rangle'} = e^{r\gamma}. \quad (\text{A13})$$

Introducing the following shorthand notation

$$S_1 = S(\gamma), \quad \mu_1 = \cosh(\gamma), \quad \nu_1 = \sinh(\gamma) \quad (\text{A14})$$

$$S_2 = S(r\gamma), \quad \mu_2 = \cosh(r\gamma), \quad \nu_2 = \sinh(r\gamma) \quad (\text{A15})$$

we evaluate the relevant expectation values for $|\psi\rangle_{\text{out}}$ as follows.

$$\begin{aligned}
\langle b^\dagger b \rangle &= \langle 0 | S_1^\dagger D^{-1} S_2 b^\dagger b S_2^\dagger D S_1 | 0 \rangle \\
&= \langle 0 | S_1^\dagger D^{-1} (b^\dagger \mu_2 + b \nu_2) (b \mu_2 + b^\dagger \nu_2) D S_1 | 0 \rangle \\
&= \langle 0 | S_1^\dagger ((b^\dagger + \phi) \mu_2 + (b + \phi) \nu_2) ((b + \phi) \mu_2 + (b^\dagger + \phi) \nu_2) S_1 | 0 \rangle \\
&= \langle 0 | ((b^\dagger \mu_1 - b \nu_1 + \phi) \mu_2 + (b \mu_1 - b^\dagger \nu_1 + \phi) \nu_2) ((b \mu_1 - b^\dagger \nu_1 + \phi) \mu_2 + (b^\dagger \mu_1 - b \nu_1 + \phi) \nu_2) | 0 \rangle \\
&= \langle 0 | \underbrace{(b^\dagger (\mu_1 \mu_2 - \nu_1 \nu_2))}_A + \underbrace{b (\mu_1 \nu_2 - \nu_1 \mu_2)}_B + \underbrace{\phi (\mu_2 + \nu_2)}_C \underbrace{(b^\dagger (\mu_1 \nu_2 - \nu_1 \mu_2) + b (\mu_1 \mu_2 - \nu_1 \nu_2) + \phi (\mu_2 + \nu_2))}_C | 0 \rangle \\
&= \langle 0 | b^\dagger b^\dagger AB + bbAB + C^2 + b^\dagger bA^2 + b^\dagger AC + bb^\dagger B^2 + bBC + b^\dagger BC + bAC | 0 \rangle \\
&= B^2 + C^2 \\
&= (\mu_1 \nu_2 - \nu_1 \mu_2)^2 + \phi^2 (\mu_2 + \nu_2)^2
\end{aligned}$$

$$\begin{aligned}
\langle (b^\dagger)^2 \rangle &= \langle 0 | S^\dagger(\gamma) D^\dagger S(r\gamma) b^\dagger S^{-1}(r\gamma) S(r\gamma) b^\dagger S^{-1}(r\gamma) D S(r\gamma) | 0 \rangle \\
&= \langle 0 | S^\dagger(\gamma) D^\dagger (b^\dagger \mu_2 + b \nu_2) D D^\dagger (b^\dagger \mu_2 + b \nu_2) D S(r\gamma) | 0 \rangle \\
&= \langle 0 | S^\dagger(\gamma) [(b^\dagger + \phi) \mu_2 + (b + \phi) \nu_2] S(\gamma) S^\dagger(\gamma) [\dots] S(\gamma) | 0 \rangle \\
&= \langle 0 | [(b^\dagger \mu_1 - b \nu_1 + \phi) \mu_2 + (b \mu_1 - b^\dagger \nu_1 + \phi) \nu_2]^2 | 0 \rangle \\
&= \langle 0 | (\phi^2 - bb^\dagger \mu_1 \nu_1) \mu_2^2 + (\phi^2 - bb^\dagger \mu_1 \nu_1) \nu_2^2 + (\phi^2 + bb^\dagger \nu_1^2) \mu_2 \nu_2 + (\phi^2 + bb^\dagger \mu_1^2) \mu_2 \nu_2 | 0 \rangle \\
&= (\phi^2 - \mu_1 \nu_1) (\mu_2^2 + \nu_2^2) + (\mu_1^2 + \nu_1^2 + 2\phi^2) \mu_2 \nu_2
\end{aligned}$$

The remaining expectation value is equal to the above calculated $\langle b^2 \rangle = \langle (b^\dagger)^2 \rangle$. For the denominator of the phase variance we find $|\partial_\theta \langle b^\dagger + b \rangle|^2 = N \exp(2r\gamma)$, determining the noise dependent term of equation (A3). The ideal phase variance evaluates to:

$$\begin{aligned}
(\Delta\theta)^2 &= \frac{2(\phi^2 - \mu_1 \nu_1)(\mu_2^2 + \nu_2^2) + 2(\mu_1^2 + \nu_1^2 + 2\phi^2)\mu_2 \nu_2 + 2(\mu_1 \nu_2 - \nu_1 \mu_2)^2 + 2\phi^2(\mu_2 + \nu_2)^2 + 1 - 4\phi^2 e^{2r\gamma}}{N e^{2r\gamma}} \\
&= \frac{e^{2\gamma(r-1)}(1 + 4\phi^2 e^{2\gamma}) - 4\phi^2 e^{2r\gamma}}{N e^{2r\gamma}} \\
&= \frac{e^{2\gamma(r-1)}}{N e^{2r\gamma}} \\
&= \frac{e^{-2\gamma}}{N}.
\end{aligned}$$

Appendix B: The optimal parameters

The parameters for the generation of an optimally entangled state by TACT can be obtained for arbitrary particle numbers employing the scaling behaviour reported in Ref. [30]. Figure 8 shows the QFI as a function of the scaled evolution time. Here, the maximum QFI gives the optimal working point for the echo for a large range of atom numbers.

Appendix C: Measurement in the effective basis

Here we show details on the implementation of the effective two-mode measurement (N_0) and ($N_S + N_A$). We perform numerical computations in the full three-mode system and ‘‘crop’’ the final distribution of outcomes ac-

ording to the fact, that N_S and N_A cannot be determined separately but only measured as a sum. Therefore, all outcomes possessing the same number sum of particles in mode (S) and (A) are merged to one indistinguishable outcome, leading to a partially loss of information.

As our effective observable we define $J_{z3} := \frac{1}{2}(\hat{N}_0 - (\hat{N}_S + \hat{N}_A))$, which becomes the common two-mode J_z for $N_A \approx 0$. Introducing the computational basis

$$|i; k\rangle = |N - (i + k), i, k\rangle, \quad (\text{C1})$$

with $i, k = 0, 1, \dots, N$ and $i + k \leq N$, the spectral decompositions of the effective observables reads

$$J_{z3} = \sum_{i,k} \frac{N - 2(i + k)}{2} |i; k\rangle \langle i; k|. \quad (\text{C2})$$

The incapability of separately determining the particle number in modes (S) and (A) manifests in degener-

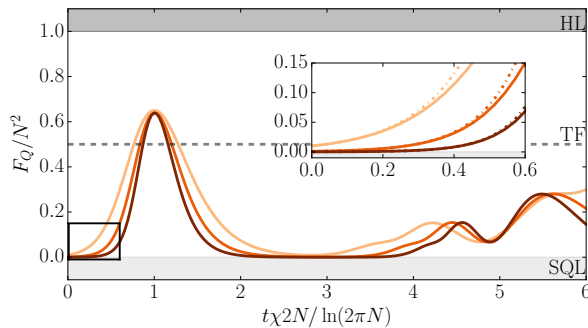


FIG. 8. The QFI achieved by TACT for $N = 10^2, 10^3, 10^4$ (from bright to dark colour) depending on the twisting strength. The maximum corresponds to the optimal value for the TACT echo and exceeds the performance reached by the Twin-Fock state (TF) which is also the value of the characteristic plateau the OAT dynamics reaches [17]. The inset shows the range where the one-mode results coincide with the numerical two-mode computations. The models deviate about 5% at a spin-squeezing parameter of $\xi_R^2 = -7.6, -15.8, -25.8$ dB respectively. Scaling of the axes are chosen to overlie the maxima for different number of particles.

ate eigenvalues for J_{z3} . The full distribution $P_{ik} = |\langle i; k | \psi \rangle|^2 = |c_{ik}|^2$ cannot be obtained by this observable. We obtain an appropriate, “cropped” distribution by

$$P_l = \sum_{\substack{i,k=0 \\ i+k=l}}^l P_{ik} = \sum_{k=0}^l P_{l-k,k}. \quad (\text{C3})$$

In this way, it only contains measurable information according to J_{z3} . The Fisher information based on this distribution describes the actual interferometric sensitivity more realistically.

-
- [1] G. M. Tino and M. A. Kasevich, eds., *Atom Interferometry*, Proceedings of the International School of Physics “Enrico Fermi”, Vol. 188 (IOS Press, 2014).
- [2] A. D. Cronin, J. Schmiedmayer, and D. E. Pritchard, *Rev. Mod. Phys.* **81**, 1051 (2009).
- [3] J. Kitching, S. Knappe, and E. A. Donley, *IEEE Sens. J.* **11**, 1749 (2011).
- [4] L. Pezzè, A. Smerzi, M. K. Oberthaler, R. Schmied, and P. Treutlein, arXiv:1609.01609 [quant-ph] (2016).
- [5] B. M. Escher, R. L. de Matos Filho, and L. Davidovich, *Nat Phys* **7**, 406 (2011).
- [6] R. Demkowicz-Dobrzański, J. Kołodyński, and M. Guţă, *Nature Communications* **3** (2012), 10.1038/ncomms2067.
- [7] C. M. Caves, *Phys. Rev. D* **26**, 1817 (1982).
- [8] B. Yurke, S. L. McCall, and J. R. Klauder, *Phys. Rev. A* **33**, 4033 (1986).
- [9] M. Gabbriellini, L. Pezzè, and A. Smerzi, *Phys. Rev. Lett.* **115**, 163002 (2015).
- [10] S. S. Szigeti, R. J. Lewis-Swan, and S. A. Haine, *Phys. Rev. Lett.* **118**, 150401 (2017).
- [11] A. M. Marino, N. V. Corzo Trejo, and P. D. Lett, *Phys. Rev. A* **86**, 023844 (2012).
- [12] Z. Y. Ou, *Phys. Rev. A* **85**, 023815 (2012).
- [13] D. Linnemann, H. Strobel, W. Muessel, J. Schulz, R. J. Lewis-Swan, K. V. Kheruntsyan, and M. K. Oberthaler, *Phys. Rev. Lett.* **117**, 013001 (2016).
- [14] J. Jing, C. Liu, Z. Zhou, Z. Y. Ou, and W. Zhang, *Applied Physics Letters* **99**, 011110 (2011), <http://dx.doi.org/10.1063/1.3606549>.
- [15] F. Hudelist, J. Kong, C. Liu, J. Jing, Z. Ou, and W. Zhang, *Phys. Rev. Lett.* **115**, 3049 (2014).
- [16] B. Chen, C. Qiu, S. Chen, J. Guo, L. Q. Chen, Z. Y. Ou, and W. Zhang, *Phys. Rev. Lett.* **115**, 043602 (2015).
- [17] E. Davis, G. Bentsen, and M. Schleier-Smith, *Phys. Rev. Lett.* **116**, 053601 (2016).
- [18] F. Fröwis, P. Sekatski, and W. Dür, *Phys. Rev. Lett.* **116**, 090801 (2016).
- [19] S. P. Nolan, S. S. Szigeti, and S. A. Haine, ArXiv:1703.10417 (2017).
- [20] O. Hosten, R. Krishnakumar, N. Engelsen, and M. Kasevich, *Science* **352**, 1552 (2016).
- [21] D. Leibfried, E. Knill, S. Seidelin, J. Britton, R. B. Blakestad, J. Chiaverini, D. B. Hume, W. M. Itano, J. D. Jost, C. Langer, R. Ozeri, R. Reichle, and D. J. Wineland, *Nature* **438**, 639 (2005).
- [22] M. Kitagawa and M. Ueda, *Phys. Rev. A* **47**, 5138 (1993).
- [23] W. Zhong, Y. Huang, X. Wang, and S.-L. Zhu, *Phys. Rev. A* **95**, 052304 (2017).
- [24] A. André and M. D. Lukin, *Phys. Rev. A* **65**, 053819 (2002).
- [25] T. Macrì, A. Smerzi, and L. Pezzè, *Phys. Rev. A* **94**, 010102 (2016).
- [26] L. Pezzè and A. Smerzi, *Phys. Rev. Lett.* **110**, 163604 (2013).
- [27] L. Pezzè and A. Smerzi, in *Atom Interferometry*, Proceedings of the International School of Physics “Enrico Fermi”, Course 188, Varenna, edited by G. Tino and M. Kasevich (IOS Press, Amsterdam, 2014) pp. 691–741.
- [28] L. Pezzè and A. Smerzi, *Phys. Rev. Lett.* **102**, 100401 (2009).
- [29] D. J. Wineland, J. J. Bollinger, W. M. Itano, and D. J. Heinzen, *Phys. Rev. A* **50**, 67 (1994).
- [30] D. Kajtoch and E. Witkowska, *Phys. Rev. A* **92**, 013623 (2015).
- [31] E. Yukawa, G. J. Milburn, C. A. Holmes, M. Ueda, and K. Nemoto, *Phys. Rev. A* **90**, 062132 (2014).
- [32] D. B. Hume, I. Stroescu, M. Joos, W. Muessel, H. Strobel, and M. K. Oberthaler, *Phys. Rev. Lett.* **111**, 253001 (2013).

- (2013).
- [33] C. Gross, H. Strobel, E. Nicklas, T. Zibold, N. Bar-Gill, G. Kurizki, and M. K. Oberthaler, *Nature* **480**, 219 (2011).
- [34] B. Lücke, M. Scherer, J. Kruse, L. Pezzé, F. Deuretzbacher, P. Hyllus, O. Topic, J. Peise, W. Ertmer, J. Arlt, L. Santos, A. Smerzi, and C. Klempt, *Science* **334**, 773 (2011).
- [35] C. D. Hamley, C. S. Gerving, T. M. Hoang, E. M. Bookjans, and M. S. Chapman, *Nature Phys.* **8**, 305 (2012).
- [36] X.-Y. Luo, Y.-Q. Zou, L.-N. Wu, Q. Liu, M.-F. Han, M. K. Tey, and L. You, *Science* **355**, 620 (2017).
- [37] J. Peise, I. Kruse, K. Lange, B. Lücke, L. Pezzè, J. Arlt, W. Ertmer, K. Hammerer, L. Santos, A. Smerzi, and C. Klempt, *Nat. Commun.* **6**, 8984 (2015).
- [38] J. Peise, B. Lücke, L. Pezzè, F. Deuretzbacher, W. Ertmer, J. Arlt, A. Smerzi, L. Santos, and C. Klempt, *Nat. Commun.* **6**, 6811 (2015).
- [39] B. Lücke, M. Scherer, J. Kruse, L. Pezzé, F. Deuretzbacher, P. Hyllus, O. Topic, J. Peise, W. Ertmer, J. Arlt, L. Santos, A. Smerzi, and C. Klempt, *Science* **334**, 773 (2011).
- [40] I. Kruse, K. Lange, J. Peise, B. Lücke, L. Pezzè, J. Arlt, W. Ertmer, C. Lisdat, L. Santos, A. Smerzi, and C. Klempt, *Phys. Rev. Lett.* **117**, 143004 (2016).
- [41] P. Kunkel, M. Prüfer, H. Strobel, D. Linnemann, A. Frölian, T. Gasenzer, M. Gärttner, and M. K. Oberthaler, ArXiv e-prints (2017), [arXiv:1708.02407](https://arxiv.org/abs/1708.02407) [[cond-mat.quant-gas](https://arxiv.org/archive/cond-mat)].
- [42] M. Fadel, T. Zibold, B. Décamps, and P. Treutlein, ArXiv e-prints (2017), [arXiv:1708.02534](https://arxiv.org/abs/1708.02534) [[quant-ph](https://arxiv.org/archive/quant)].
- [43] K. Lange, J. Peise, B. Lücke, I. Kruse, G. Vitagliano, I. Apellaniz, M. Kleinmann, G. Toth, and C. Klempt, ArXiv e-prints (2017), [arXiv:1708.02480](https://arxiv.org/abs/1708.02480) [[quant-ph](https://arxiv.org/archive/quant)].
- [44] L.-M. Duan, A. Sørensen, J. I. Cirac, and P. Zoller, *Phys. Rev. Lett.* **85**, 3991 (2000).
- [45] L.-M. Duan, J. I. Cirac, and P. Zoller, *Phys. Rev. A* **65**, 033619 (2002).
- [46] H. Pu and P. Meystre, *Phys. Rev. Lett.* **85**, 3987 (2000).
- [47] C. K. Law, H. Pu, and N. P. Bigelow, *Phys. Rev. Lett.* **81**, 5257 (1998).
- [48] D. Stamper-Kurn and M. Ueda, *Rev. Mod. Phys.* **85**, 1191 (2013).
- [49] Y.-C. Zhang, X.-F. Zhou, X. Zhou, G.-C. Guo, and Z.-W. Zhou, *Phys. Rev. Lett.* **118**, 083604 (2017).
- [50] M. Scully and M. Zubairy, *Quantum Optics* (Cambridge Univ Pr, Cambridge, 1997).