

An Efficient Multigrid Method for Ground State Solution of Bose-Einstein Condensates*

Hehu Xie[†] Fei Xu[‡] and Ning Zhang[§]

Abstract

An efficient multigrid method is proposed to compute the ground state solution of Bose-Einstein condensations by the finite element method based on the combination of the multigrid method for nonlinear eigenvalue problem and an efficient implementation for the nonlinear iteration. The proposed numerical method not only has the optimal convergence rate, but also has the asymptotically optimal computational work which is independent from the nonlinearity of the problem. The independence from the nonlinearity means that the asymptotic estimate of the computational work can reach almost the same as that of solving the corresponding linear boundary value problem by the multigrid method. Some numerical experiments are provided to validate the efficiency of the proposed method.

Keywords. BEC, GPE, eigenvalue problem, multigrid, tensor, finite element method.

AMS subject classifications. 65N30, 65N25, 65L15, 65B99.

1 Introduction

It is well known that Bose-Einstein condensation (BEC), which is a gas of bosons that are in the same quantum state, is an important and active field [2, 3, 4, 12, 18] in physics. The properties of the condensate at zero or very low temperature [13, 20] can be described by the well-known Gross-Pitaevskii equation (GPE) [14] which is a time-independent nonlinear Schrödinger equation [19].

Since this paper considers the numerical method for the nonlinear eigenvalue problem, we are concerned with the following non-dimensionalized GPE problem: Find $\lambda \in \mathbb{R}$ and a function u such that

$$\begin{cases} -\Delta u + Wu + \zeta|u|^2u &= \lambda u, & \text{in } \Omega, \\ u &= 0, & \text{on } \partial\Omega, \\ \int_{\Omega} |u|^2 d\Omega &= 1, \end{cases} \quad (1.1)$$

where $\Omega \subset \mathbb{R}^d$ ($d = 1, 2, 3$) denotes the computing domain which has the cone property [1], ζ is some positive constant and $W(x) = \gamma_1 x_1^2 + \dots + \gamma_d x_d^2 \geq 0$ with $\gamma_1, \dots, \gamma_d > 0$ [5, 28].

*This work was supported in part by National Natural Science Foundations of China (NSFC 91730302, 11771434, 91330202, 11371026, 11001259, 11031006, 2011CB309703), Science Challenge Project (No. TZ2016002), the National Center for Mathematics and Interdisciplinary Science, CAS.

[†]LSEC, ICMSEC, Academy of Mathematics and Systems Science, Chinese Academy of Sciences, Beijing 100190, China, and School of Mathematical Sciences, University of Chinese Academy of Sciences, Beijing, 100049, China (hhxie@lsec.cc.ac.cn)

[‡]Beijing Institute for Scientific and Engineering Computing, Beijing University of Technology, Beijing 100124, China (xufei@lsec.cc.ac.cn)

[§]LSEC, ICMSEC, Academy of Mathematics and Systems Science, Chinese Academy of Sciences, Beijing 100190, China, and School of Mathematical Sciences, University of Chinese Academy of Sciences, Beijing, 100049, China (zhangning114@lsec.cc.ac.cn)

The convergence of the finite element method for GPEs is first proved in [28] and [8] gives prior error estimates which will be used in the analysis of our method. There also exist two-grid finite element methods for GPE in [9, 10, 16]. Recently, a type of multigrid method for eigenvalue problems has been proposed in [21, 23, 24, 25, 26]. Especially, [26] gives a multigrid method for GPE (1.1) and the corresponding error estimates. This type of multigrid method is designed based on the multilevel correction method in [21], and a sequence of nested finite element spaces with different levels of accuracy which can be built in the same way as the multilevel method for boundary value problems [27]. The corresponding error estimates have already been obtained in [26]. Furthermore, the estimate of computational work has also been given in [26]. The computational work of the multigrid in [26] is linear scale but depends on the nonlinearity (i.e. the value of ζ) in some sense. The aim of this paper is to improve the efficiency further with a special implementing method for the multigrid method for the GPE. With the proposed implementing technique, the multigrid method can really arrive the asymptotically optimal computational complexity which is almost independent of the nonlinearity of the GPE.

An outline of the paper goes as follows. In Section 2, we introduce finite element method for the ground state solution of BEC, i.e. non-dimensionalized GPE (1.1). A type of one correction step is given in Sections 3. In Section 4, we propose an efficient implementing technique for the nonlinear eigenvalue problem included in the one correction step. A type of multigrid algorithm for solving the non-dimensionalized GPE by the finite element method will be stated in Section 5. Three numerical examples are provided in Section 6 to validate the efficiency of the proposed numerical method in this paper. Some concluding remarks are given in the last section.

2 Finite element method for GPE problem

This section is devoted to introducing some notation and finite element method for the GPE (1.1). The letter C (with or without subscripts) denotes a generic positive constant which may be different at its different occurrences. For convenience, the symbols \lesssim , \gtrsim and \approx will be used in this paper. That $x_1 \lesssim y_1, x_2 \gtrsim y_2$ and $x_3 \approx y_3$, mean that $x_1 \leq C_1 y_1, x_2 \geq c_2 y_2$ and $c_3 x_3 \leq y_3 \leq C_3 x_3$ for some constants C_1, c_2, c_3 and C_3 that are independent of mesh sizes (see, e.g., [27]). The standard notation for the Sobolev spaces $W^{s,p}(\Omega)$ and their associated norms $\|\cdot\|_{s,p,\Omega}$ and seminorms $|\cdot|_{s,p,\Omega}$ (see, e.g., [1]) will be used. For $p = 2$, we denote $H^s(\Omega) = W^{s,2}(\Omega)$ and $H_0^1(\Omega) = \{v \in H^1(\Omega) : v|_{\partial\Omega} = 0\}$, where $v|_{\partial\Omega} = 0$ is in the sense of trace and $\|\cdot\|_{s,\Omega} = \|\cdot\|_{s,2,\Omega}$. In this paper, we set $V = H_0^1(\Omega)$ and use $\|\cdot\|_s$ to denote $\|\cdot\|_{s,\Omega}$ for simplicity.

For the aim of finite element discretization, we define the corresponding weak form for (1.1) as follows: Find $(\lambda, u) \in \mathbb{R} \times V$ such that $b(u, u) = 1$ and

$$a(u, v) = \lambda b(u, v), \quad \forall v \in V, \quad (2.1)$$

where

$$a(u, v) := \int_{\Omega} (\nabla u \nabla v + Wuv + \zeta |u|^2 uv) d\Omega, \quad b(u, v) := \int_{\Omega} uv d\Omega.$$

Now, let us define the finite element method [7, 11] for the problem (2.1). First we generate a shape-regular decomposition of the computing domain $\Omega \subset \mathbb{R}^d$ ($d = 2, 3$) into triangles or rectangles for $d = 2$ (tetrahedrons or hexahedrons for $d = 3$). The diameter of a cell $K \in \mathcal{T}_h$ is denoted by h_K and define h as $h := \max_{K \in \mathcal{T}_h} h_K$. Then the corresponding linear finite element space $V_h \subset V$ can be built on the mesh \mathcal{T}_h . We assume that $V_h \subset V$ is a family of finite-dimensional spaces that satisfy the following assumption:

$$\lim_{h \rightarrow 0} \inf_{v_h \in V_h} \|w - v_h\|_1 = 0, \quad \forall w \in V. \quad (2.2)$$

The standard finite element method for (2.1) is to solve the following eigenvalue problem: Find $(\bar{\lambda}_h, \bar{u}_h) \in \mathbb{R} \times V_h$ such that $b(\bar{u}_h, \bar{u}_h) = 1$ and

$$a(\bar{u}_h, v_h) = \bar{\lambda}_h b(\bar{u}_h, v_h), \quad \forall v_h \in V_h. \quad (2.3)$$

Then we define

$$\delta_h(u) := \inf_{v_h \in V_h} \|u - v_h\|_1. \quad (2.4)$$

For understanding the multigrid method in this paper, we state the error estimates of the finite element method for GPE (1.1).

Lemma 2.1. (*[8, Theorem 1],[28]*) *There exists $h_0 > 0$, such that for all $0 < h < h_0$, the smallest eigenpair approximation $(\bar{\lambda}_h, \bar{u}_h)$ of (2.3) has following error estimates:*

$$\|u - \bar{u}_h\|_1 \lesssim \delta_h(u), \quad (2.5)$$

$$\|u - \bar{u}_h\|_0 \lesssim \eta_a(V_h) \|u - \bar{u}_h\|_1 \lesssim \eta_a(V_h) \delta_h(u), \quad (2.6)$$

$$|\lambda - \bar{\lambda}_h| \lesssim \|u - \bar{u}_h\|_1^2 + \|u - \bar{u}_h\|_0 \lesssim \eta_a(V_h) \delta_h(u), \quad (2.7)$$

where $\eta_a(V_h)$ is defined as follows:

$$\eta_a(V_h) = \|u - \bar{u}_h\|_1 + \sup_{f \in L^2(\Omega), \|f\|_0=1} \inf_{v_h \in V_h} \|Tf - v_h\|_1 \quad (2.8)$$

with the operator T being defined as follows: Find $Tf \in u^\perp$ such that

$$a(Tf, v) + 2(\zeta|u|^2(Tf), v) - (\lambda(Tf), v) = (f, v), \quad \forall v \in u^\perp,$$

where $u^\perp = \{v \in H_0^1(\Omega) \mid \int_\Omega uvd\Omega = 0\}$.

3 One correction step

In this section, we recall the one correction step from [26] to improve the accuracy of the given eigenpair approximation. This correction step contains solving an auxiliary linear boundary value problem with multigrid method in the finer finite element space and a GPE on a very low dimensional finite element space which will be discussed in the next section.

In order to define the one correction step, we introduce a very coarse mesh \mathcal{T}_H and the low dimensional linear finite element space V_H defined on the mesh \mathcal{T}_H . Assume we have obtained an eigenpair approximation $(\lambda_{h_k}, u_{h_k}) \in \mathbb{R} \times V_{h_k}$ and the coarse space V_H is a subset of V_{h_k} . Let $V_{h_{k+1}} \subset V$ be a finer finite element space such that $V_{h_k} \subset V_{h_{k+1}}$. Based on this finer finite element space, we define the following one correction step.

Algorithm 3.1. *One Correction Step*

1. Define the following auxiliary boundary value problem: Find $\hat{u}_{h_{k+1}} \in V_{h_{k+1}}$ such that

$$\begin{aligned} (\nabla \hat{u}_{h_{k+1}}, \nabla v_{h_{k+1}}) + (W \hat{u}_{h_{k+1}}, v_{h_{k+1}}) + (\zeta |u_{h_k}|^2 \hat{u}_{h_{k+1}}, v_{h_{k+1}}) \\ = \lambda_{h_k} b(u_{h_k}, v_{h_{k+1}}), \quad \forall v_{h_{k+1}} \in V_{h_{k+1}}. \end{aligned} \quad (3.1)$$

Solve this equation with multigrid method [6, 7, 15, 22, 27] to obtain an approximation $\tilde{u}_{h_{k+1}} \in V_{h_{k+1}}$ with the error estimate $\|\tilde{u}_{h_{k+1}} - \hat{u}_{h_{k+1}}\|_1 \lesssim \varsigma_{h_{k+1}}$. Here $\varsigma_{h_{k+1}}$ is used to denote the accuracy for the multigrid iteration.

2. Define a new finite element space $V_{H, h_{k+1}} = V_H + \text{span}\{\tilde{u}_{h_{k+1}}\}$ and solve the following non-linear eigenvalue problem: Find $(\lambda_{h_{k+1}}, u_{h_{k+1}}) \in \mathbb{R} \times V_{H, h_{k+1}}$ such that $b(u_{h_{k+1}}, u_{h_{k+1}}) = 1$ and

$$a(u_{h_{k+1}}, v_{H, h_{k+1}}) = \lambda_{h_{k+1}} b(u_{h_{k+1}}, v_{H, h_{k+1}}), \quad \forall v_{H, h_{k+1}} \in V_{H, h_{k+1}}. \quad (3.2)$$

Summarize above two steps into

$$(\lambda_{h_{k+1}}, u_{h_{k+1}}) = \text{Correction}(V_H, \lambda_{h_k}, u_{h_k}, V_{h_{k+1}}, \varsigma_{h_{k+1}}).$$

Similarly, we also state the following error estimates from [26] for the one correction step defined in Algorithm 3.1.

Theorem 3.1. ([26, Theorem 3.1]) Assume $h_k < h_0$ (as in Lemma 2.1) and there exists a real number $\varepsilon_{h_k}(u)$ such that the given eigenpair approximation $(\lambda_{h_k}, u_{h_k}) \in \mathbb{R} \times V_{h_k}$ has the following error estimates:

$$\|\bar{u}_{h_k} - u_{h_k}\|_0 + |\bar{\lambda}_{h_k} - \lambda_{h_k}| = \varepsilon_{h_k}(u). \quad (3.3)$$

Then after one correction step, the resultant approximation $(\lambda_{h_{k+1}}, u_{h_{k+1}}) \in \mathbb{R} \times V_{h_{k+1}}$ has the following error estimates:

$$\|\bar{u}_{h_{k+1}} - u_{h_{k+1}}\|_1 \lesssim \varepsilon_{h_{k+1}}(u), \quad (3.4)$$

$$\|\bar{u}_{h_{k+1}} - u_{h_{k+1}}\|_0 \lesssim \eta_a(V_H) \|u - u_{h_{k+1}}\|_1, \quad (3.5)$$

$$|\bar{\lambda}_{h_{k+1}} - \lambda_{h_{k+1}}| \lesssim \eta_a(V_H) \varepsilon_{h_{k+1}}(u), \quad (3.6)$$

where $\varepsilon_{h_{k+1}}(u) := \eta_a(V_{h_k}) \delta_{h_k}(u) + \|\bar{u}_{h_k} - u_{h_k}\|_0 + |\bar{\lambda}_{h_k} - \lambda_{h_k}| + \varsigma_{h_{k+1}}$.

4 Efficient implementation

In this section, we show an efficient implementing method for Step 2 of Algorithm 3.1, i.e., solving the nonlinear eigenvalue problem (3.2). For simplicity of notation, we use h to denote h_{k+1} . Then V_h , \tilde{u}_h and $V_{H,h} = V_H + \text{span}\{\tilde{u}_h\}$ denote $V_{h_{k+1}}$, $\tilde{u}_{h_{k+1}}$ and $V_{H,h_{k+1}} = V_H + \text{span}\{\tilde{u}_{h_{k+1}}\}$, respectively, in this section. Here we also define $N_H := \dim V_H$ and $N_h := \dim V_h$. Let $\{\phi_{k,H}\}_{1 \leq k \leq N_H}$ denotes the Lagrange basis function for the coarse finite element space V_H .

For simplicity, the fixed point (self-consistent field) iteration method with dumping technique is adopted to solve the nonlinear eigenvalue problem (3.2). In each nonlinear iteration, the main content is to assemble the matrices for problem (3.2) which is defined on the special space $V_{H,h}$. The function in $V_{H,h}$ can be denoted by $u_{H,h} = u_H + \alpha \tilde{u}_h$. Solving problem (3.2) is to obtain the function $u_H \in V_h$ and the value $\alpha \in \mathbb{R}$. Let $u_H = \sum_{k=1}^{N_H} u_k \phi_{k,H}$ and define the vector \mathbf{u}_H as $\mathbf{u}_H = [u_1, \dots, u_{N_H}]^T$.

Based on the structure of the space $V_{H,h}$, the matrix version of the eigenvalue problem (3.2) can be written as follows

$$\begin{pmatrix} A_H & b_{Hh} \\ b_{Hh}^T & \xi \end{pmatrix} \begin{pmatrix} \mathbf{u}_H \\ \alpha \end{pmatrix} = \lambda_h \begin{pmatrix} M_H & c_{Hh} \\ c_{Hh}^T & \gamma \end{pmatrix} \begin{pmatrix} \mathbf{u}_H \\ \alpha \end{pmatrix}, \quad (4.1)$$

where $\mathbf{u}_H \in \mathbb{R}^{N_H}$ and $\alpha \in \mathbb{R}$.

It is obvious that the matrix M_H , the vector c_{Hh} and the scalar γ will not change during the nonlinear iteration process as long as we have obtained the function \tilde{u}_h . But the matrix A_H , the vector b_{Hh} and the scalar ξ will change during the nonlinear iteration process. It is required to consider the efficient implementation to update the the matrix A_H , the vector b_{Hh} and the scalar ξ since there is a function \tilde{u}_h which is defined on the fine mesh \mathcal{T}_h . The aim of this section is to propose an efficient method to update the matrix A_H , the vector b_{Hh} and the scalar ξ without computation on the fine mesh \mathcal{T}_h during the nonlinear iteration process. Assume we have a given initial value $(u_H, \alpha) \in V_H \times \mathbb{R}$. Now, in order to carry out the nonlinear iteration for eigenvalue problem (4.1), we come to consider the computation for the matrix A_H , vector b_{Hh} and the scalar ξ .

From the definitions of the space $V_{H,h}$ and the eigenvalue problem (3.2), the matrix A_H has the following expansion

$$\begin{aligned} (A_H)_{i,j} &= \int_{\Omega} \nabla \phi_{i,H} \nabla \phi_{j,H} d\Omega + \int_{\Omega} w \phi_{i,H} \phi_{j,H} d\Omega + \int_{\Omega} \zeta (u_H + \alpha \tilde{u}_h)^2 \phi_{i,H} \phi_{j,H} d\Omega \\ &:= (A_{H,1})_{i,j} + (A_{H,2})_{i,j}, \end{aligned} \quad (4.2)$$

where

$$(A_{H,1})_{i,j} = \int_{\Omega} \nabla \phi_{i,H} \nabla \phi_{j,H} d\Omega + \int_{\Omega} w \phi_{i,H} \phi_{j,H} d\Omega \quad (4.3)$$

and

$$\begin{aligned} (A_{H,2})_{i,j} &= \int_{\Omega} \zeta (u_H + \alpha \tilde{u}_h)^2 \phi_{i,H} \phi_{j,H} d\Omega \\ &= \int_{\Omega} \zeta ((u_H)^2 + 2\alpha u_H \tilde{u}_h + \alpha^2 (\tilde{u}_h)^2) \phi_{i,H} \phi_{j,H} d\Omega \\ &= \int_{\Omega} \zeta (u_H)^2 \phi_{i,H} \phi_{j,H} d\Omega + 2\alpha \int_{\Omega} \zeta \tilde{u}_h u_H \phi_{i,H} \phi_{j,H} d\Omega \\ &\quad + \alpha^2 \int_{\Omega} \zeta (\tilde{u}_h)^2 \phi_{i,H} \phi_{j,H} d\Omega \\ &:= (A_{H,2,1})_{i,j} + 2\alpha (A_{H,2,2})_{i,j} + \alpha^2 (A_{H,2,3})_{i,j}. \end{aligned} \quad (4.4)$$

It is obvious that the computational work for the matrix

$$(A_{H,2,1})_{i,j} = \int_{\Omega} \zeta (u_H)^2 \phi_{i,H} \phi_{j,H} d\Omega \quad (4.5)$$

is $\mathcal{O}(N_H)$. The matrices $A_{H,1}$, and $A_{H,2,3}$ which is defined by

$$(A_{H,2,3})_{i,j} = \int_{\Omega} \zeta (\tilde{u}_h)^2 \phi_{i,H} \phi_{j,H} d\Omega \quad (4.6)$$

will not change during the nonlinear iteration process.

The matrix $A_{H,2,2}$ has the following expansion

$$(A_{H,2,2})_{i,j} = \sum_{k=1}^{N_H} u_k \int_{\Omega} \zeta \tilde{u}_h \phi_{k,H} \phi_{i,H} \phi_{j,H} d\Omega. \quad (4.7)$$

The expansion (4.7) gives a hint to define a tensor T_H as follows

$$(T_H)_{i,j,k} = \int_{\Omega} \zeta \tilde{u}_h \phi_{k,H} \phi_{i,H} \phi_{j,H} d\Omega. \quad (4.8)$$

Then the matrix $A_{H,2,2}$ has the following computational scheme

$$A_{H,2,2} = T_H \cdot \mathbf{u}_H, \quad (4.9)$$

where $T_H \cdot \mathbf{u}_H$ denotes the multiplication of the tensor T_H and the vector \mathbf{u}_H corresponding to the last index k . From (4.8), it is easy to know that the dimension of the tensor T_H is $\mathbb{R}^{N_H \times N_H \times N_H}$ and the number of nonzero elements is $\mathcal{O}(N_H)$. Thus T_H is a sparse tensor and the computational work for the operation (4.9) is $\mathcal{O}(N_H)$.

Now, let us consider the computation for the vector b_{Hh} . From the definition of the space $V_{H,h}$ and the problem (3.2), the vector b_{Hh} has the following expansion

$$\begin{aligned} (b_{Hh})_i &= \int_{\Omega} \nabla \tilde{u}_h \nabla \phi_{i,H} d\Omega + \int_{\Omega} w \tilde{u}_h \phi_{i,H} d\Omega + \int_{\Omega} \zeta(u_H + \alpha \tilde{u}_h)^2 \tilde{u}_h \phi_{i,H} d\Omega \\ &:= (b_{Hh,1})_i + (b_{Hh,2})_i, \end{aligned} \quad (4.10)$$

where

$$(b_{Hh,1})_i = \int_{\Omega} \nabla \tilde{u}_h \nabla \phi_{i,H} d\Omega + \int_{\Omega} w \tilde{u}_h \phi_{i,H} d\Omega, \quad (4.11)$$

and

$$\begin{aligned} (b_{Hh,2})_i &= \int_{\Omega} \zeta(u_H + \alpha \tilde{u}_h)^2 \tilde{u}_h \phi_{i,H} d\Omega \\ &= \int_{\Omega} \zeta((u_H)^2 + 2\alpha \tilde{u}_h u_H + \alpha^2 (\tilde{u}_h)^2) \tilde{u}_h \phi_{i,H} d\Omega \\ &= \int_{\Omega} \zeta(u_H)^2 \tilde{u}_h \phi_{i,H} d\Omega + 2\alpha \int_{\Omega} \zeta(\tilde{u}_h)^2 u_H \phi_{i,H} d\Omega + \alpha^2 \int_{\Omega} \zeta(\tilde{u}_h)^3 \phi_{i,H} d\Omega \\ &:= (b_{Hh,2,1})_i + 2\alpha (b_{Hh,2,2})_i + \alpha^2 (b_{Hh,2,3})_i. \end{aligned} \quad (4.12)$$

It is obvious that the vector $b_{Hh,1}$ will not change during the nonlinear iteration process. Thus, we only need to consider the computation for the vector $b_{Hh,2}$.

First, the computation for the vector $b_{Hh,2,1}$ can be implemented as follows

$$(b_{Hh,2,1})_i = \int_{\Omega} \left(\sum_{j=1}^{N_H} u_j \phi_{j,H} \right)^2 \tilde{u}_h \phi_{i,H} d\Omega = \sum_{j=1}^{N_H} \sum_{k=1}^{N_H} u_j u_k \int_{\Omega} \tilde{u}_h \phi_{j,H} \phi_{k,H} \phi_{i,H} d\Omega. \quad (4.13)$$

Based on the tensor T_H , the vector $b_{Hh,2,1}$ can be calculated by the tensor multiplication

$$b_{Hh,2,1} = (T_H \cdot \mathbf{u}_H) \cdot \mathbf{u}_H = A_{H,2,2} \mathbf{u}_H, \quad (4.14)$$

where $(T_H \cdot \mathbf{u}_H) \cdot \mathbf{u}_H$ denotes the multiplication of the tensor T_H with the vector \mathbf{u}_H corresponding to the last two indices k and j . Similarly, the computational work for the operation (4.14) is also $\mathcal{O}(N_H)$.

Then the computation for $b_{Hh,2,2}$ can be done as follows

$$(b_{Hh,2,2})_i = \sum_{j=1}^{N_H} u_j \int_{\Omega} \zeta(\tilde{u}_h)^2 \phi_{j,H} \phi_{i,H} d\Omega = (A_{H,2,3} \mathbf{u}_H)_i. \quad (4.15)$$

Finally, the vector $b_{Hh,2,3}$ which is defined as

$$(b_{Hh,2,3})_i = \int_{\Omega} \zeta(\tilde{u}_h)^3 \phi_{i,H} d\Omega, \quad (4.16)$$

will not change neither during the nonlinear iteration process.

Now, let us come to consider the computation for the value ξ . It is obvious that ξ has the following expansion

$$\begin{aligned} \xi &= \int_{\Omega} |\nabla \tilde{u}_h|^2 d\Omega + \int_{\Omega} w (\tilde{u}_h)^2 d\Omega + \int_{\Omega} \zeta(u_H + \alpha \tilde{u}_h)^2 (\tilde{u}_h)^2 d\Omega \\ &= \int_{\Omega} (|\nabla \tilde{u}_h|^2 + w (\tilde{u}_h)^2) d\Omega + \int_{\Omega} \zeta((u_H)^2 + 2\alpha u_H \tilde{u}_h + \alpha^2 (\tilde{u}_h)^2) (\tilde{u}_h)^2 d\Omega \end{aligned}$$

$$:= d_1 + d_2, \quad (4.17)$$

where

$$d_1 = \int_{\Omega} (|\nabla \tilde{u}_h|^2 + w(\tilde{u}_h)^2) d\Omega, \quad (4.18)$$

and

$$\begin{aligned} d_2 &= \sum_{i=1}^{N_H} \sum_{j=1}^{N_H} u_i u_j \int_{\Omega} \zeta(\tilde{u}_h)^2 \phi_{i,H} \phi_{j,H} d\Omega + 2\alpha \sum_{i=1}^{N_H} u_i \int_{\Omega} \zeta(\tilde{u}_h)^3 \phi_{i,H} d\Omega \\ &\quad + \alpha^2 \int_{\Omega} \zeta(\tilde{u}_h)^4 d\Omega \\ &= \mathbf{u}_H^T A_{H,2,3} \mathbf{u}_H + 2\alpha \mathbf{u}_H^T b_{Hh,2,3} + \alpha^2 \xi_h, \end{aligned} \quad (4.19)$$

with the scalar ξ_h being defined as follows

$$\xi_h = \int_{\Omega} \zeta(\tilde{u}_h)^4 d\Omega. \quad (4.20)$$

Based on above discussion and preparation, we define the following algorithm for solving the nonlinear eigenvalue problem (3.2) in Step 2 of Algorithm 3.1.

Algorithm 4.1. *Nonlinear iteration method for eigenvalue problem (3.2)*

1. *Preparation for the nonlinear iteration: Compute the tensor T_H as in (4.8), the matrices $A_{H,1}$ and $A_{H,2,3}$ as in (4.3) and (4.6), vectors $b_{Hh,1}$ and $b_{Hh,2,3}$ as in (4.11) and (4.16), scalars d_1 and ξ_h as in (4.18) and (4.20).*
2. *Nonlinear iteration:*
 - (a) *Produce the matrix $A_{H,2,1}$ and $A_{H,2,2}$ as in (4.5) and (4.9). Then compute the matrix $A_H = A_{H,1} + A_{H,2,1} + 2\alpha A_{H,2,2} + \alpha^2 A_{H,2,3}$.*
 - (b) *Produce $b_{Hh,2,1}$ and $b_{Hh,2,2}$ as in (4.14) and (4.15). Then compute the vector $b_{Hh} = b_{Hh,1} + b_{Hh,2,1} + 2\alpha b_{Hh,2,2} + \alpha^2 b_{Hh,2,3}$.*
 - (c) *Compute the scalar d_2 as in (4.19). Then compute the scalar $\xi = d_1 + d_2$.*
 - (d) *Then solve the eigenvalue problem (4.1) by some normal eigensolver to get a new eigenfunction (u_H, α) and the corresponding eigenvalue λ_h .*
 - (e) *If the accuracy for nonlinear iteration is satisfied, stop the nonlinear iteration. Otherwise, continue the nonlinear iteration.*
3. *Output the eigenfunction $u_h = u_H + \alpha \tilde{u}_h = \sum_{i=1}^{N_H} u_i \phi_{i,H} + \alpha \tilde{u}_h$ and the eigenvalue λ_h .*

Remark 4.1. *It is obvious that assembling the Tensor, matrices, vectors and scalar in Step 1 of Algorithm 4.1 needs computational work $\mathcal{O}(N_h)$. But, the computational work for each nonlinear iteration step (Step 2) of Algorithm 4.1 is only $\mathcal{O}(M_H)$, where M_H denotes the computational work for solving the eigenvalue problem (4.1) and it holds that $M_H \geq N_H$. Assume there needs ϖ nonlinear iteration times. Then the computational work for Algorithm 4.1 is only $\mathcal{O}(N_h + \varpi M_H)$.*

5 Multigrid method for GPE

Based on the preparation in previous sections, we introduce a type of multigrid method based on the *One Correction Step* defined in Algorithms 3.1 and the implementing technique defined in

Algorithm 4.1. This type of multigrid method can obtain the same optimal error estimate as that for solving the GPE directly on the finest finite element space.

In order to develop multigrid scheme, we define a sequence of triangulations \mathcal{T}_{h_k} of Ω as follows. Suppose \mathcal{T}_{h_1} is produced from \mathcal{T}_H by some regular refinements and let \mathcal{T}_{h_k} be obtained from $\mathcal{T}_{h_{k-1}}$ via a regular refinement such that

$$h_k \approx \frac{1}{\beta} h_{k-1}, \quad k = 2, \dots, n, \quad (5.1)$$

where β denotes the refinement index. Based on this sequence of meshes, we construct the corresponding linear finite element spaces V_{h_1}, \dots, V_{h_n} such that

$$V_H = V_{h_0} \subseteq V_{h_1} \subset V_{h_2} \subset \dots \subset V_{h_n} \subset V. \quad (5.2)$$

In this paper, we assume the following relations of approximation errors hold

$$\eta_a(V_{h_k}) \approx \frac{1}{\beta} \eta_a(V_{h_{k-1}}), \quad \delta_{h_k}(u) \approx \frac{1}{\beta} \delta_{h_{k-1}}(u), \quad k = 2, \dots, n. \quad (5.3)$$

Algorithm 5.1. *Multigrid Scheme for GPE*

1. Construct a sequence of nested finite element spaces $V_H, V_{h_1}, V_{h_2}, \dots, V_{h_n}$ such that (5.2) and (5.3) hold.
2. Solve the GPE on the initial finite element space V_{h_1} : Find $(\lambda_{h_1}, u_{h_1}) \in \mathbb{R} \times V_{h_1}$ such that $b(u_{h_1}, u_{h_1}) = 1$ and

$$a(u_{h_1}, v_{h_1}) = \lambda_{h_1} b(u_{h_1}, v_{h_1}), \quad \forall v_{h_1} \in V_{h_1}.$$

3. Do $k = 1, \dots, n - 1$
Obtain a new eigenpair approximation $(\lambda_{h_{k+1}}, u_{h_{k+1}}) \in \mathbb{R} \times V_{h_{k+1}}$ with the one correction step being defined by Algorithm 3.1 and the nonlinear iteration being defined by Algorithm 4.1

$$(\lambda_{h_{k+1}}, u_{h_{k+1}}) = \text{Correction}(V_H, \lambda_{h_k}, u_{h_k}, V_{h_{k+1}}, s_{h_{k+1}}).$$

End Do

Finally, we obtain an eigenpair approximation $(\lambda_{h_n}, u_{h_n}) \in \mathbb{R} \times V_{h_n}$.

The error estimates for Algorithm 5.1 can be stated as follows.

Theorem 5.1. ([26, Theorem 4.1, Corollary 4.1]) Assume $h_1 < h_0$ (as in Lemma 2.1) and the error $s_{h_{k+1}}$ of the linear solving by the multigrid method in the correction step on the $(k+1)$ -th level mesh satisfies $s_{h_{k+1}} \leq \eta_a(V_{h_k}) \delta_{h_k}(u)$ for $k = 1, \dots, n-1$. After implementing Algorithm 5.1, the resultant eigenpair approximation (λ_{h_n}, u_{h_n}) has following error estimates

$$\|\bar{u}_{h_n} - u_{h_n}\|_1 \lesssim \beta^2 \eta_a(V_{h_n}) \delta_{h_n}(u), \quad (5.4)$$

$$\|\bar{u}_{h_n} - u_{h_n}\|_0 \lesssim \eta_a(V_{h_n}) \delta_{h_n}(u), \quad (5.5)$$

$$|\bar{\lambda}_{h_n} - \lambda_{h_n}| \lesssim \eta_a(V_{h_n}) \delta_{h_n}(u), \quad (5.6)$$

under the condition $C\beta^2 \eta_a(V_H) < 1$ for the concerned constant C .

Furthermore, we have the following optimal error estimates

$$\|u - u_{h_n}\|_1 \lesssim \delta_{h_n}(u), \quad (5.7)$$

$$\|u - u_{h_n}\|_0 \lesssim \eta_a(V_{h_n}) \delta_{h_n}(u), \quad (5.8)$$

$$|\lambda - \lambda_{h_n}| \lesssim \eta_a(V_{h_n}) \delta_{h_n}(u). \quad (5.9)$$

Now, we come to estimate the computational work for the multigrid scheme defined by Algorithm 5.1 with the nonlinear iteration method defined by Algorithm 4.1. Since the linear boundary value problem (3.1) in Algorithm 3.1 is solved by multigrid method, the computational work is asymptotically optimal.

First, we define the dimension of each level linear finite element space as

$$N_k := \dim V_{h_k}, \quad k = 1, \dots, n.$$

Then we have

$$N_k \approx \left(\frac{1}{\beta}\right)^{d(n-k)} N_n, \quad k = 1, \dots, n. \quad (5.10)$$

Different from the method in [26], the computational work for the second step in Algorithm 3.1 with the nonlinear iteration method in Algorithm 4.1 is $\mathcal{O}(N_k + \varpi M_H)$ in each level space V_{h_k} .

Theorem 5.2. *Assume solving the linear eigenvalue problem (4.1) in the coarse spaces V_{H, h_k} ($k = 1, \dots, n$) and V_{h_1} need work $\mathcal{O}(M_H)$ and $\mathcal{O}(M_{h_1})$, respectively, and the work of the multigrid method for solving the source problem in V_{h_k} is $\mathcal{O}(N_k)$ for $k = 2, 3, \dots, n$. Let ϖ denote the nonlinear iteration times when we solve the nonlinear eigenvalue problem (3.2). Then the work involved in Algorithm 5.1 has the following estimate:*

$$\text{Total work} = \mathcal{O}(N_n + \varpi M_H \log N_n + \varpi M_{h_1}). \quad (5.11)$$

Proof. Let W_k denote the work in the k -th finite element space V_{h_k} . Then with the correction definition in Algorithms 3.1, 4.1 and Remark 4.1, we have

$$W_k = \mathcal{O}(N_k + \varpi M_H). \quad (5.12)$$

Iterating (5.12) and using the fact (5.10), we obtain

$$\begin{aligned} \text{Total work} &= \sum_{k=1}^n W_k = \mathcal{O}\left(\varpi M_{h_1} + \sum_{k=2}^n (N_k + \varpi M_H)\right) \\ &= \mathcal{O}\left(\sum_{k=2}^n N_k + (n-1)\varpi M_H + \varpi M_{h_1}\right) \\ &= \mathcal{O}\left(\sum_{k=2}^n \left(\frac{1}{\beta}\right)^{d(n-k)} N_n + \varpi M_H \log N_n + \varpi M_{h_1}\right) \\ &= \mathcal{O}(N_n + \varpi M_H \log N_n + \varpi M_{h_1}). \end{aligned} \quad (5.13)$$

This is the desired (5.11) result and we complete the proof. \square

Remark 5.1. *With the help of the implementing technique defined in Algorithm 4.1, the nonlinear iteration times affect the final computational work by ϖM_H and ϖM_{h_1} which is very small scale since $M_H \ll N_{h_n}$ and $M_{h_1} \ll N_{h_n}$. It means that the final computational work is asymptotic optimal and depends very weakly on the nonlinearity of GPE.*

6 Numerical examples

In this section, we provided three numerical examples to validate the efficiency of the multigrid method stated in Algorithm 5.1 with the nonlinear iteration technique defined in Algorithm 4.1. About the convergence behavior of Algorithm 5.1, please refer to [17, 26] which gives the corresponding numerical results. Here, we are only concerned with the computing time (in seconds) for Algorithm 5.1 for the eigenvalue problem (1.1) with different choices of ζ .

Example 6.1. In this example, we solve GPE (1.1) with the computing domain Ω being the unit square $\Omega = (0, 1) \times (0, 1)$, $W = x_1^2 + x_2^2$ with different choices of ζ .

The sequence of finite element spaces are constructed by using the linear finite element on the sequence of meshes which are produced by regular refinement with $\beta = 2$ (connecting the midpoints of each edge). In this example, we choose the coarse mesh $\mathcal{T}_H = \mathcal{T}_{h_1}$ which is shown in Figure 1 to investigate the CPU time (in seconds) for different ζ .

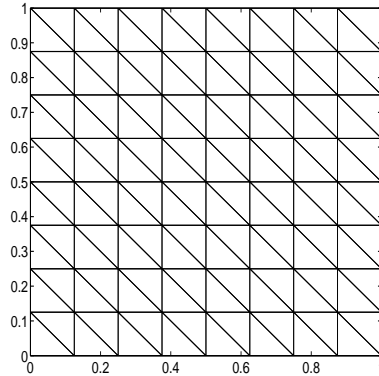


Figure 1: The coarse mesh \mathcal{T}_H for Example 6.1

For comparison, we also present the CPU time of the original multigrid method which has been introduced in [26]. The CPU time results are shown in Figure 2. From Figure 2, we can find that the computational work of Algorithm 5.1 with the nonlinear iteration defined by Algorithm 4.1 is much smaller than that of the original multigrid method in [26]. The computational work of the the original multigrid method in [26] has linear scale but depends on the nonlinearity of the problem. It is well known that bigger value of ζ means stronger nonlinearity of the problem (1.1). This is why that the original multigrid method needs more CPU time for bigger ζ . Figure 2 also shows that the asymptotic computational work for Algorithm 5.1 is almost independent from the nonlinearity (the choice of ζ) of the eigenvalue problem (1.1) which consists with the estimate (5.11) in Theorem 5.2.

Example 6.2. In the second example, we solve GPE (1.1) with the computing domain Ω being the unit brick $\Omega = (0, 1) \times (0, 1) \times (0, 1)$, $W = x_1^2 + x_2^2 + x_3^2$ with different choice of ζ .

The sequence of finite element spaces are constructed by using the linear finite element on the sequence of meshes which are produced by regular refinement with $\beta = 2$ from the coarse mesh \mathcal{T}_H which is shown in Figure 3. In this example, we also use the initial mesh $\mathcal{T}_H = \mathcal{T}_{h_1}$ to investigate the CPU time (in seconds) for different ζ .

In this example, we also present the CPU time for the original multigrid method introduced in [26] for comparison. Figure 4 shows the CPU time results where we can find the same behavior as in Example 6.1. The computational work of Algorithm 5.1 is much smaller than the original multigrid method in [26]. Figure 4 shows that the computational work of the the original multigrid method in [26] depends on the strength of the nonlinearity. Furthermore, the asymptotic computational work for Algorithm 5.1 is almost independent of the nonlinearity (the choice of ζ) of the eigenvalue problem (1.1) which consists with the estimate (5.11) in Theorem 5.2.

Example 6.3. In this example, we also solve the GPE (1.1), where the computing domain Ω is the L-shape domain $\Omega = (0, 2) \times (0, 2) \setminus [1, 2) \times [1, 2)$, $W = x_1^2 + x_2^2$.

Due to the reentrant corner of Ω , the exact eigenfunction with singularities is expected. The convergence order for approximate eigenpair is less than the order predicted by the theory for

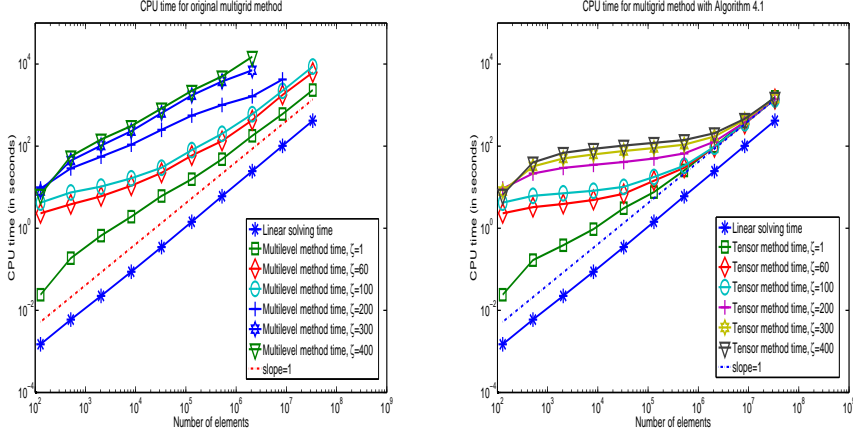


Figure 2: The CPU time (in seconds) for two dimensional eigenvalue problem (1.1). Here linear solving time denotes the CPU time for the linear elliptic boundary value problem by the multigrid method, multilevel method time denotes the CPU time for the original multigrid method in [26] and tensor method time denotes the CPU time for Algorithm 5.1.

regular eigenfunctions. Thus, the adaptive refinement is adopted to couple with the multigrid method described in Algorithm 5.1. Since the exact eigenvalue is not known, we also choose an adequately accurate approximation on a fine enough mesh as the exact one to check the error estimates. We give the numerical results of the multigrid method in which the sequence of meshes $\mathcal{T}_{h_1}, \dots, \mathcal{T}_{h_n}$ is produced by the adaptive refinement with the following a posteriori error estimator

$$\eta^2(u_{h_k}, K) := h_K^2 \|\mathcal{R}_K(\lambda_{h_k}, u_{h_k})\|_{0,K}^2 + \sum_{e \in \mathcal{E}_I, e \subset \partial K} h_e \|\mathcal{J}_e(u_{h_k})\|_{0,e}^2, \quad (6.1)$$

where the element residual $\mathcal{R}_K(u_{h_k})$ and the jump residual $\mathcal{J}_e(u_{h_k})$ are defined as follows:

$$\mathcal{R}_K(\lambda_{h_k}, u_{h_k}) := \lambda_{h_k} u_{h_k} + \Delta u_{h_k} - W u_{h_k} - \zeta |u_{h_k}|^2 u_{h_k}, \quad \text{in } K \in \mathcal{T}_{h_k}, \quad (6.2)$$

$$\mathcal{J}_e(u_{h_k}) := -\nabla v^+ \cdot \nu^+ - \nabla v^- \cdot \nu^- := [\nabla v]_e \cdot \nu_e, \quad \text{on } e \in \mathcal{E}_I. \quad (6.3)$$

Here \mathcal{E}_I denotes the set of interior faces (edges or sides) of \mathcal{T}_{h_k} and e is the common side of elements K^+ and K^- with the unit outward normals ν^+ and ν^- , respectively, and $\nu_e = \nu^-$.

Figure 5 shows the corresponding numerical results by Algorithm 5.1 coupled with the adaptive refinement. From the numerical experiment, it is also observed the errors by Algorithm 5.6 is the same as the original multigrid method in [26] since the difference between these two algorithms is only the implementing technique. From Figure 5, we can also find that Algorithm 5.1 can also work on the adaptive family of meshes and obtain the optimal accuracy.

In this example, for comparison, we also present the CPU time for the original multigrid method introduced in [26]. The CPU time results are shown in Figure 6 which shows the same behavior as in previous examples. The computational work of Algorithm 5.1 is much smaller than the original multigrid method in [26]. Figure 6 shows that the computational work of the the original multigrid method in [26] depends on the strength of the nonlinearity. Furthermore, the asymptotic computational work for Algorithm 5.1 is almost independent from the nonlinearity (the choice of ζ) of the eigenvalue problem (1.1) even on the adaptive family of meshes.




Figure 3: The coarse mesh $\mathcal{T}_H = \mathcal{T}_{h_1}$ for Example 6.2

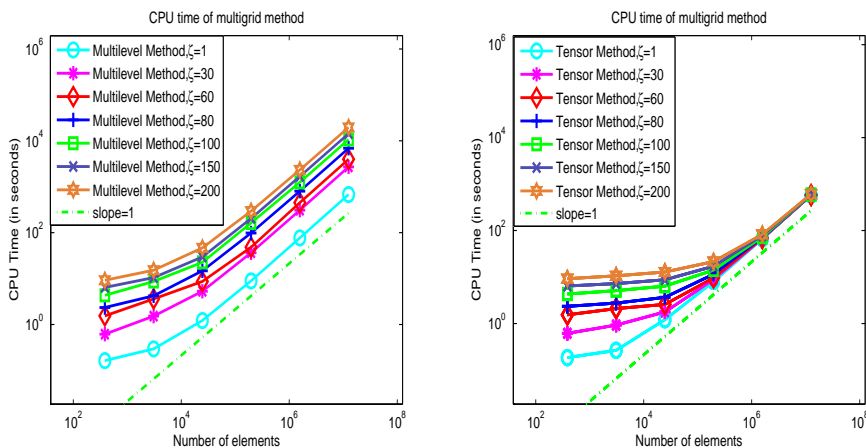


Figure 4: The CPU time (in seconds) for three dimensional eigenvalue problem (1.1). Here multilevel method time denotes the CPU time for the original multigrid method in [26] and tensor method time denotes the CPU time for Algorithm 5.1.

7 Concluding remarks

In this paper, we propose an efficient implementing method for the multigrid method introduced in [26] to solve GPE. With the new implementing method for the nonlinear iteration, the asymptotical computational work for solving GPE is almost the same as solving the corresponding linear boundary value problem by the multigrid method, and almost independent of the nonlinearity of GPE. Three examples are provided to validate the efficiency of the proposed method.

The idea and method here can also be extended to other problems with polynomial nonlinearity such as Navier-Stokes and some phase models. Furthermore, we can use the algorithms here to design a preconditioner for the general nonlinear problems and nonlinear eigenvalue problems.

References

- [1] R. A. Adams, Sobolev spaces, Academic Press, New York, 1975.

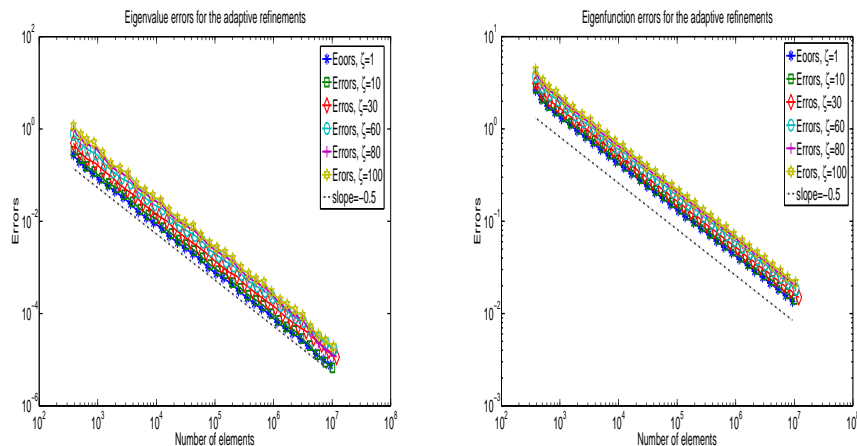


Figure 5: The errors for eigenvalue problem (1.1) which is solved by the multigrid method coupled with the adaptive refinement. The left subfigure shows the errors for the eigenvalue approximation and the right one shows the posteriori error estimates for the eigenfunction approximations.

- [2] M. H. Anderson, J. R. Ensher, M. R. Matthews, C. E. Wieman and E. A. Cornell, Observation of Bose-Einstein condensation in a dilute atomic vapor, *Science*, 269 (1995), 198-201.
- [3] J. R. Anglin and W. Ketterle, Bose-Einstein condensation of atomic gasses, *Nature*, 416 (2002), 211-218.
- [4] W. Bao and Y. Cai, Mathematical theory and numerical methods for Bose-Einstein condensation, *Kinetic and Related Models*, 6(1) (2013), 1-135.
- [5] W. Bao and W. Tang, Ground-state solution of trapped interacting Bose-Einstein condensate by directly minimizing the energy functional, *J. Comput. Phys.*, 187 (2003), 230-254.
- [6] J. H. Bramble, *Multigrid Methods*, Pitman Research Notes in Mathematics, V. 294, John Wiley and Sons, 1993.
- [7] S. Brenner and L. Scott, *The Mathematical Theory of Finite Element Methods*, New York: Springer-Verlag, 1994.
- [8] E. Cancès, R. Chakir, Y. Maday, Numerical analysis of nonlinear eigenvalue problems, *J. Sci. Comput.*, 45(1-3) (2010), 90-117.
- [9] C.-S. Chien, H.-T. Huang, B.-W. Jeng and Z.-C. Li, Two-grid discretization schemes for nonlinear Schrödinger equations, *J. Comput. Appl. Math.*, 214 (2008), 549-571.
- [10] C.-S. Chien, B.-W. Jeng, A two-grid discretization scheme for semilinear elliptic eigenvalue problems, *SIAM J. Sci. Comput.*, 27(4) (2006), 1287-1304.
- [11] P. G. Ciarlet, *The Finite Element Method for Elliptic Problems*, Amsterdam: North-Holland, 1978.
- [12] E. A. Cornell and C. E. Wieman, Nobel Lecture: Bose-Einstein condensation in a dilute gas, the first 70 years and some recent experiments, *Rev. Mod. Phys.*, 74 (2002), 875-893.
- [13] F. Dalfovo, S. Giorgini, L. P. Pitaevskii and S. Stringari, Theory of Bose-Einstein condensation in trapped gases, *Rev. Mod. Phys.*, 71 (1999), 463-512.
- [14] E. P. Gross, *Nuovo Cimento.*, 20 (1961), 454.

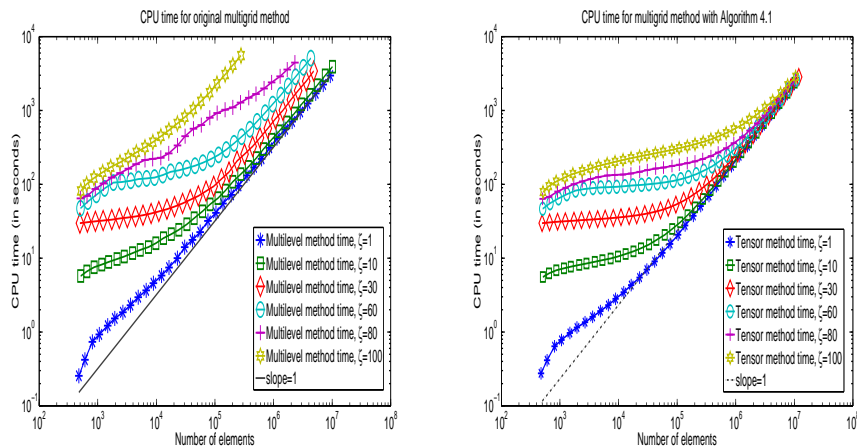


Figure 6: The CPU time (in seconds) for eigenvalue problem (1.1) which is solved by the multigrid method coupled with the adaptive refinement. Here multilevel method time denotes the CPU time for the original multigrid method in [26] and tensor method time denotes the CPU time for Algorithm 5.1.

- [15] W. Hackbush, *Multi-grid Methods and Applications*, Springer-Verlag, Berlin, 1985.
- [16] P. Henning, A. Målqvist and D. Peterseim, Two-level discretization techniques for ground state computations of Bose-Einstein condensates, *SIAM J. Numer. Anal.*, 52(4) (2014), 1525-1550.
- [17] S. Jia, H. Xie, M. Xie and F. Xu, A full multigrid method for nonlinear eigenvalue problems, *Sci China Math*, 59 (2016), 2037-2048.
- [18] W. Ketterle, Nobel lecture: When atoms behave as waves: Bose-Einstein condensation and the atom laser, *Rev. Mod. Phys.*, 74 (2002), 1131-1151.
- [19] L. Landau and E. Lifschitz, *Quantum Mechanics: non-relativistic theory*, Pergamon Press, New York, 1977.
- [20] E. H. Lieb, R. Seiringer and J. Yangvason, Bosons in a trap: a rigorous derivation of the Gross-Pitaevskii energy functional, *Phys. Rev. A*, 61 (2000), 043602.
- [21] Q. Lin and H. Xie, A multi-level correction scheme for eigenvalue problems, *Math. Comp.*, 84 (2015), 71-88.
- [22] S. F. McCormick, ed., *Multigrid Methods*. SIAM Frontiers in Applied Mathematics 3. Society for Industrial and Applied Mathematics, Philadelphia, 1987.
- [23] H. Xie, A type of multilevel method for the Steklov eigenvalue problem, *IMA J. Numer. Anal.*, 34(2) (2014), 592-608.
- [24] H. Xie, A type of multi-level correction scheme for eigenvalue problems by nonconforming finite element methods, *BIT Numer. Math.*, 55 (2015), 1243-1266.
- [25] H. Xie, A multigrid method for eigenvalue problem, *J. Comput. Phys.*, 274 (2014), 550-561.
- [26] H. Xie and M. Xie, A multigrid method for ground state solution of Bose-Einstein condensates, *Commun. Comput. Phys.*, 19(3) (2016), 648-662.
- [27] J. Xu, Iterative methods by space decomposition and subspace correction, *SIAM Review*, 34(4) (1992), 581-613.

- [28] A. Zhou, An analysis of finite-dimensional approximations for the ground state solution of Bose-Einstein condensates, *Nonlinearity*, 17 (2004), 541-550.