

Achievable Rate Analysis of Relay Assisted Cooperative NOMA over Rician Fading Channels

Pranav Kumar Jha* and D. Sriram Kumar

*Department of Electronics and Communication Engineering,
National Institute of Technology, Tiruchirappalli, Tamil Nadu, India*

*E-Mail : jha_k.pranav@live.com

Abstract—Non-orthogonal multiple access (NOMA) is a key to multiple access techniques for the next generation 5G wireless communication networks. In this paper, to improve the performance gain of NOMA system, a cooperative fixed decode-and-forward (DF) relay system model based on NOMA (CRS-NOMA) is studied over Rician fading channels, considering the achievable rate of signals as the performance metric. In this technique, by exploiting the concept of NOMA, unlike the conventional method of cooperative relaying, the second time slot is also utilized for the realization of information sent from the transmitter end. Moreover, as the data symbols are transmitted by nodes with full power, the compulsion of complex power allocation coefficients is precluded. In conventional cooperative relaying systems, the receiver is only able to receive a single bit of information, while the receiver can reliably bring in two data symbols in two-time slots. In this regard, this scheme is able to acquire higher achievable rate performance than existing cooperative relaying schemes for larger channel powers over most of the transmit SNR regime. Furthermore, a mathematical expression is also derived for the total achievable rate of CRS-NOMA. The results are verified through Monte-Carlo simulations which validate accuracy and consistency of the derived analytical results.

Keywords—Non-Orthogonal Multiple Access, Cooperative Relaying System, Superposition Coding, Rician Fading Channels, Achievable Rate, Decode and Forward Relay

I. INTRODUCTION

Non-orthogonal multiple access (NOMA) is the prominent technique and has become a significant basis for the structural composition of radio access schemes for the next generation (5G) wireless communication networks [1]. However, various multiple access schemes for the 5G have been proposed in literature, including power domain NOMA [2], pattern division multiple access (PDMA) [3], sparse code multiple access (SCMA) [4], and lattice partition multiple access (LPMA) [5] and low density spreading (LDS) [6], these schemes depend on the same basic principle, where multiple users are served in each orthogonal channel block. To entertain multiple users, NOMA is completely different from the conventional orthogonal multiple access (OMA) techniques such as time division multiple access (TDMA), frequency division multiple access (FDMA) and orthogonal frequency division multiple access (OFDMA). It can deliver services to multiple users operating with the same channel resources in the time, frequency and spreading code domain, but with the allocation of different power levels, which indicates the multiplexing of multiple user's symbols with superposition coding in the power domain [7]. At the receiving end, firstly, decoding of the best quality symbols is achieved and then by

applying successive interference cancellation (SIC), detection of the remaining symbols is performed. Moreover, to boost the transmission reliability, network coverage and achievable rate of mobile networks, cooperative relay transmission was proved to be the promising technique [8]. In this context, the assimilation of NOMA and cooperative relaying technique has been seen as the assuring approach with high potential and brought intense interests in improving the throughput for the future 5G wireless communication networks in the upcoming years which would certainly be able to fulfill the massive connectivity and demands of wireless networks worldwide.

A. Related Works

A cooperative relay assisted NOMA transmission technique was introduced in [9], where the users with good quality of channel conditions can be utilized as relays to boost the performance of the users with low quality of channel conditions. In [10], NOMA with a cooperative relay was introduced to develop the transmission reliability for a user with imperfect channel conditions. Furthermore, a cooperative relaying system using NOMA (CRS-NOMA) was studied in [11], where, in the second time slot, only the relay forwards the decoded symbol to the destination. However, most of the existing schemes studied so far, have considered sending the source symbols in the first time slot only, which fails to fully exploit the principle of NOMA for further improvement in the performance of cooperative relaying techniques. In a most recent work in [12], a different CRS-NOMA scheme is proposed, where for exploiting the NOMA principle at its fullest and to enhance the performance gain further, second time slot is also used to send the source symbols without the use of complex power allocation coefficient to realize higher achievable rates under Rayleigh fading channels. Here, in the first time slot, the source transmits the same symbol to both, the relay and the destination. In the second time slot, unlike the conventional-NOMA scheme [11], the source can transmit symbols to the destination, and the destination can use the SIC detection technique to decode the symbols. In this way, this scheme is achieving higher achievable rates than conventional-NOMA [11] and CRS-OMA [8] schemes. Furthermore, as each node transmits the data symbol with its maximum power, the requirement for complicated power allocation is omitted.

B. Motivation and Contribution

In literature, nearly all the techniques were studied in cooperative NOMA transmission systems only under Rayleigh fading channels to improve the spectral efficiency [11] and

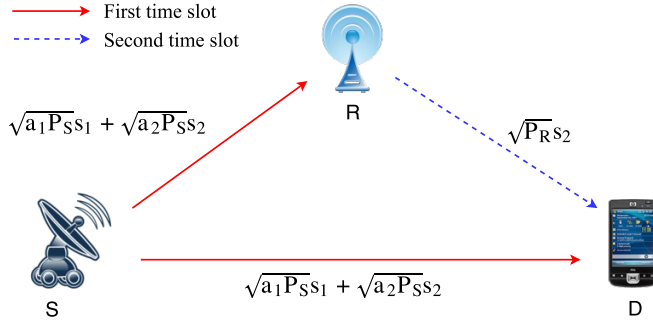


Fig. 1. A half-duplex DF Relay conventional CRS-NOMA which sends the source symbols in the first time slot and in the second time slot, only the relay forwards the decoded symbols to the destination.

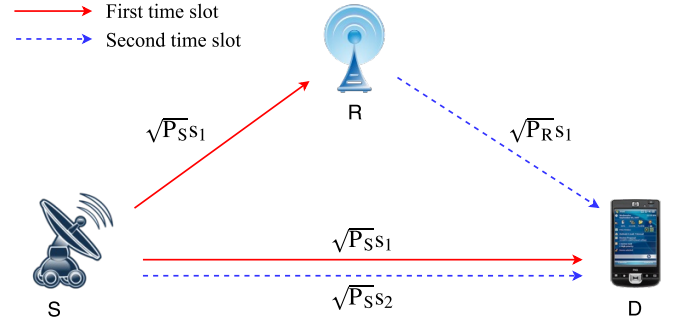


Fig. 2. A half-duplex fixed DF Relay CRS-NOMA which uses the first as well as the second time slot also to send the source symbols to the destination without complex power allocation coefficients.

there is no major contribution towards the consideration of Rician fading channels which can be proved to be a better candidate with some of the typical 5G wireless network applications. This has strongly influenced the proposal of this work in the current scenario.

In this paper, we analyze the NOMA-based CRS scheme (CRS-NOMA) presented in [12] to fully exploit the NOMA principle and to improve the performance gain over Rician fading channels but at the cost of complex mathematical calculations. We also provide a mathematical expression for the total achievable rate of CRS-NOMA, the consistency of which has been verified using Monte Carlo simulations. Finally, it is shown through the plots generated from simulations that this scheme achieves higher achievable rate than the relaying system based on conventional-NOMA. The simple notation of CRS-NOMA has been used to indicate the cooperative relaying system based on NOMA, which is under investigation.

C. Structure

The rest of the work is organized in this fashion: in Section II, a detailed description of the CRS-NOMA system is given along with the equations which provide its received signals and signal-to-noise ratios (SNRs). Section III presents the mathematical analysis for calculating the total achievable rate for CRS-NOMA, whereas section IV provides a final expression for it. In Section IV, the derived analytical results are validated numerically and Section V concludes the work.

II. SYSTEM DESCRIPTION

Fig. 1 illustrates the ordinary cooperative relaying system (CRS), which consists of a source (S), a half-duplex decode-and-forward (DF) relay (R) and a destination (D). As depicted in Fig. 2, a simple cooperative network with source (S), communicates with a destination (D), by means of a fixed DF relay node [8] (R), which fully decodes, re-encodes, and retransmits the source message to D. Moreover, S can also directly communicate to D. In addition, it is also assumed that R works in the half-duplex mode which makes it unable to transmit and receive a symbol at the same time. All links between S-R, R-D and S-D are considered to be available and ready to be used. The considered independent Rician random variables h_{SR} , h_{RD} and h_{SD} are the channel coefficients of S-R, R-D and S-D links with the average powers of Ω_{SR}^2 , Ω_{RD}^2

and Ω_{SD}^2 , respectively. It is also considered that $\Omega_{SR}^2 > \Omega_{SD}^2$, as the path loss of the S-R link, is normally greater than that of the S-D link [13]. The communication process for cooperative relaying systems be composed of two consecutive time slots. In the first time slot, S transmits s_1 with power P_S to both R and D. Accordingly, the received signals r_{SR} and r_{SD} at R and D in the first time slot, respectively, are written as,

$$r_{SR} = \sqrt{P_S} h_{SR} s_1 + n_{SR} \quad (1)$$

$$r_{SD} = \sqrt{P_S} h_{SD} s_1 + n_{SD} \quad (2)$$

where $n_{SR}, n_{SD} \sim \mathcal{N}(0, \sigma^2)$ which represents zero mean additive white Gaussian noise (AWGN) with variance σ^2 . Here, s_i represents the i -th data symbol, P_S signifies the total transmit power from S and $E[|s_i|^2] = 1$ with $E\{\cdot\}$ denoting expectation. The received SNR for s_1 at R can be written as,

$$\gamma_{SR, s_1} = \frac{P_S |h_{SR}|^2}{\sigma^2} = \rho |h_{SR}|^2 \quad (3)$$

and the received SNR for s_1 at D is obtained as,

$$\gamma_{SD, s_1} = \frac{P_S |h_{SD}|^2}{\sigma^2} = \rho |h_{SD}|^2 \quad (4)$$

In the second time slot, R forwards decoded signal s_1 with power P_R to D and S transmits s_2 with power P_S to D. While, in the CRS-NOMA scheme [11], only R transmits the decoded signal to D as in Fig. 1. Then, the received signal at D is given by,

$$r_{RD} = \sqrt{P_R} h_{RD} s_1 + \sqrt{P_S} h_{SD} s_2 + n_{RD} \quad (5)$$

where $n_{RD} \sim \mathcal{N}(0, \sigma^2)$ and P_R denotes the total transmit power from R. Generally, the fading gain h_{SD} of the S-D link is smaller than the fading gain h_{RD} of the R-D link represented by $E\{|h_{SD}|^2\} < E\{|h_{RD}|^2\}$, as a result of differences in the distances of S and R from D, respectively. This characteristic of the channel difference between different transceiver pairs makes it easier to utilize the NOMA principle at the second time slot. However, CRS-NOMA in [11] employs complex power allocation coefficients a_1 and a_2 at S to distinguish two signals. Analogous to the SIC-based NOMA technique, D firstly decodes s_1 by treating s_2 as a noise term. Then, s_1 is canceled from r_{RD} by using SIC to decode s_2 . It is considered that $P_S = P_R = P$, where P represents the total transmit power.

Therefore, the received SNRs of s_1 and s_2 can be written as,

$$\gamma_{RD,s_1} = \frac{\frac{P|h_{RD}|^2}{\sigma^2}}{\frac{P|h_{SD}|^2}{\sigma^2} + 1} = \frac{P|h_{RD}|^2}{P|h_{SD}|^2 + \sigma^2} \quad (6)$$

$$\gamma_{SD,s_2} = \frac{P|h_{SD}|^2}{\sigma^2} = \rho|h_{SD}|^2 \quad (7)$$

III. ACHIEVABLE RATE ANALYSIS

According to the concept of NOMA and using the fixed DF relay technique proposed in [12], the total achievable rate of s_1 is given as,

$$C_{S1} = \frac{1}{2} \underbrace{\min \{\log_2(1 + \gamma_{RD,s_1}), \log_2(1 + \gamma_{SR,s_1})\}}_{C_{R,s_1}} + \frac{1}{2} \underbrace{\log_2(1 + \gamma_{SD,s_1})}_{C_{D,s_1}} \quad (8)$$

where C_{R,s_1} denotes the achievable rate of s_1 transmitted through R and C_{D,s_1} represents the achievable rate of s_1 transmitted directly from S-to-D. The parameter 1/2 is present as the two-time slots are used in the relaying system. The achievable rate of s_2 is $C_{S2} = C_{D,s_1}$, which can be written as,

$$C_{S2} = C_{D,s_1} = \frac{1}{2} \log_2(1 + \gamma_{SD,s_1}) \quad (9)$$

Further, in consequence of (8) and (9), the total achievable rate can be calculated as,

$$C = C_{S1} + C_{S2} = C_{R,s_1} + 2C_{D,s_1} \quad (10)$$

$$C = \frac{1}{2} \min \{\log_2(1 + \gamma_{RD,s_1}), \log_2(1 + \gamma_{SR,s_1})\} + \log_2(1 + \gamma_{SD,s_1}) \quad (11)$$

Now, let $\lambda_{SD} \triangleq |h_{SD}|^2$, $\lambda_{SR} \triangleq |h_{SR}|^2$, $\lambda_{RD} \triangleq |h_{RD}|^2$, $\rho = \frac{P}{\sigma^2}$ and $C(x) \triangleq \log_2(1+x)$, where ρ is the transmit SNR. Hence, using (11), the total achievable rate C of signals s_1 and s_2 in terms of λ_x , where $x \in \{SR, RD, SD\}$, can be obtained as [11],

$$C = \frac{1}{2} \min \{\log_2(1 + \gamma_{RD,s_1}), \log_2(1 + \gamma_{SR,s_1})\} + \log_2(1 + \gamma_{SD,s_1}) \quad (12)$$

$$= \frac{1}{2} \log_2(1 + \min\{\lambda_{RD}, \lambda_{SR}\}\rho) + \log_2(1 + \lambda_{SD}\rho)$$

This expression in (12) provides the total achievable rate for the system model presented and the final calculated value of which will be used to generate the MATLAB plots against the transmit SNR ρ for different channel powers in Section IV.

Now, let, $\gamma_1 \triangleq \min\{\lambda_{RD}, \lambda_{SR}\}$, $\gamma_2 \triangleq \lambda_{SD}$, the cumulative distribution functions (CDFs) of γ_1 for C_{R,s_1} and γ_2 for C_{D,s_1} can be written as [14],

$$F(\gamma_1) = 1 - A_x A_y \sum_{k=0}^{\infty} \sum_{n=0}^{\infty} \tilde{B}_x(n) \tilde{B}_y(k) n! k! e^{-(a_x + a_y)\gamma_1} \times \sum_{i=0}^n \sum_{j=0}^k \frac{a_x^i a_y^j}{i! j!} \gamma_1^{i+j} \quad (13)$$

$$F(\gamma_2) = 1 - A_z A_y \sum_{k=0}^{\infty} \sum_{n=0}^{\infty} \tilde{B}_z(n) \tilde{B}_y(k) n! k! e^{-(a_z + a_y)\gamma_2} \times \sum_{i=0}^n \sum_{j=0}^k \frac{a_z^i a_y^j}{i! j!} \gamma_2^{i+j} \quad (14)$$

where, $B_x(n) = K_x^n (1 + K_x)^n / \Omega_x^n (n!)^2$, $B_y(k) = K_y^k (1 + K_y)^k / \Omega_y^k (k!)^2$, $a_x = (1 + K_x) / \Omega_x$, $a_y = (1 + K_y) / \Omega_y$, $A_x = a_x e^{-K_x}$, $A_y = a_y e^{-K_y}$, $\tilde{B}_x(n) = B_x(n) / a_x^{n+1}$, $\tilde{B}_y(k) = B_y(k) / a_y^{k+1}$. Here, S-D, S-R and R-D links are represented by x , y and z , respectively, whereas K represents the Rician factor. Now, as the use of complex power allocation coefficients is excluded for CRS-NOMA, then $A_x \approx e^{-K_x}$, $A_y \approx e^{-K_y}$ and (13) and (14) can be modified for its corresponding values as,

$$F(\gamma_1) \approx 1 - A_x A_y \sum_{k=0}^{\infty} \sum_{n=0}^{\infty} B_x(n) B_y(k) n! k! e^{-\gamma_1} \sum_{i=0}^n \sum_{j=0}^k \frac{\gamma_1^{i+j}}{i! j!} \quad (15)$$

$$F(\gamma_2) \approx 1 - A_z A_y \sum_{k=0}^{\infty} \sum_{n=0}^{\infty} B_z(n) B_y(k) n! k! e^{-\gamma_2} \sum_{i=0}^n \sum_{j=0}^k \frac{\gamma_2^{i+j}}{i! j!} \quad (16)$$

According to [14], (15) and (16) can be approximated by the asymptotic results where approximated values for C_{R,s_1} and C_{D,s_1} is given as,

$$C_{R,s_1} = \frac{1}{2 \ln(2)} [H(\rho)] \quad (17)$$

$$C_{D,s_1} = \frac{1}{2 \ln(2)} [G(\rho)] \quad (18)$$

and by using (10), (17) and (18), the total achievable rate C can be calculated as,

$$C = \frac{1}{2 \ln(2)} [H(\rho) + 2G(\rho)] \quad (19)$$

where $H(\rho)$ and $G(\rho)$ mentioned are given below as,

$$H(\rho) \approx A_x A_y \sum_{k=0}^{\infty} \sum_{n=0}^{\infty} B_x(n) B_y(k) n! k! \sum_{i=0}^n \sum_{j=0}^k \frac{(i+j)!}{i! j! \rho^{i+j}} \times e^{\frac{1}{\rho}} \left(2 \frac{1}{\rho}\right)^{-(i+j)} \frac{\pi}{n} \sum_{t=1}^n (\cos(\frac{2t-1}{2n}\pi) + 1)^{i+j-1} \times e^{-\frac{2\rho^{-1}}{\cos(\frac{2t-1}{2n}\pi)+1}} \left| \sin(\frac{2t-1}{2n}\pi) \right| \quad (20)$$

$$G(\rho) \approx A_z A_y \sum_{k=0}^{\infty} \sum_{n=0}^{\infty} B_z(n) B_y(k) n! k! \sum_{i=0}^n \sum_{j=0}^k \frac{(i+j)!}{i! j! \rho^{i+j}} \times e^{\frac{1}{\rho}} \left(2 \frac{1}{\rho}\right)^{-(i+j)} \frac{\pi}{n} \sum_{t=1}^n (\cos(\frac{2t-1}{2n}\pi) + 1)^{i+j-1} \times e^{-\frac{2\rho^{-1}}{\cos(\frac{2t-1}{2n}\pi)+1}} \left| \sin(\frac{2t-1}{2n}\pi) \right| \quad (21)$$

IV. NUMERICAL RESULTS AND DISCUSSIONS

Numerical results show that the derived analytical results for CRS-NOMA system model for Rician fading channels in (19) is well matched with the results obtained from Monte-Carlo simulations, which validates the consistency of the analytical curves with the simulation ones. The numerical results are also compared with the conventional cooperative relaying

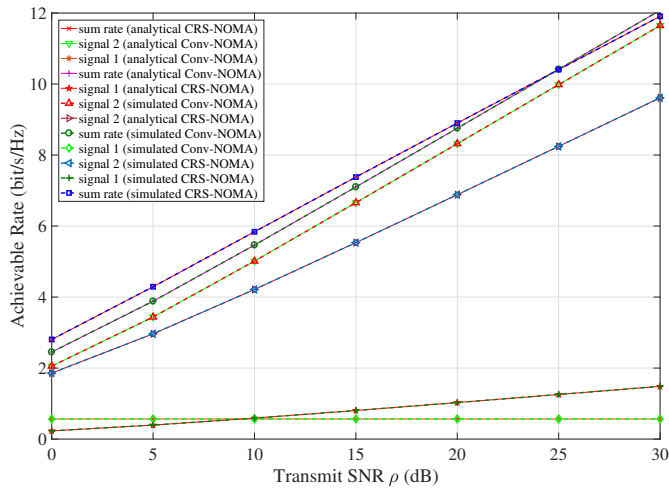


Fig. 3. Achievable rates of CRS-NOMA and conventional-NOMA relaying systems for $a_1 = 0.9$ and $a_2 = 0.1$ when $\Omega_{SD} = 3$, $\Omega_{SR} = \Omega_{RD} = 8$.

NOMA scheme [14] in Figs. 3 and 4 and it is clear from the plots that the derived result for CRS-NOMA outperforms the conventional-NOMA, which became possible owing to the use of SIC at the receiver and enabling the transmission of s_2 during the second time slot. With the help of relay node, the fading gain of s_1 is also improved by making the R-D distance shorter represented by the larger values of Ω_{RD} as shown in Fig. 4.

In Fig. 3, the channel powers are considered as, $\Omega_{SD} = 3$, $\Omega_{SR} = \Omega_{RD} = 8$ with power allocation coefficients as $a_1 = 0.9$ and $a_2 = 0.1$. When ρ increases from 5 dB to 25 dB, the achievable sum rate of CRS-NOMA increases from 4.29 bit/s/Hz to 10.41 bit/s/Hz and from 3.883 bit/s/Hz to 10.41 bit/s/Hz for conventional-NOMA, indicating that CRS-NOMA has 0.407 bit/s/Hz higher achievable rate than conventional scheme of NOMA at $\rho = 5$ dB. Further, s_2 increases from 2.964 bit/s/Hz to 8.245 bit/s/Hz for CRS-NOMA and 3.438 bit/s/Hz to 9.984 bit/s/Hz for conventional relaying scheme. At $\rho = 25$ dB, s_1 is 1.256 bit/s/Hz for CRS-NOMA and 0.5663 bit/s/Hz for conventional-NOMA.

In Fig. 4, to gain further improvement in the performance of CRS-NOMA, larger channel powers are used as, $\Omega_{SR} = \Omega_{RD} = 12$, whereas $\Omega_{SD} = 3$ which is fixed for the analysis. Now, when ρ increases from 5 dB to 25 dB, the achievable sum rate of CRS-NOMA increases from 4.662 bit/s/Hz to 10.81 bit/s/Hz and from 4.107 bit/s/Hz to 10.66 bit/s/Hz for conventional one, whereas s_2 increases from 3.328 bit/s/Hz to 8.657 bit/s/Hz for CRS-NOMA and 3.916 bit/s/Hz to 10.57 bit/s/Hz for other system. At $\rho = 25$ dB, s_1 is 1.48 bit/s/Hz for CRS-NOMA and 0.667 bit/s/Hz for conventional cooperative relaying NOMA technique. Here, a performance gain of 0.56 bit/s/Hz for CRS-NOMA over conventional-NOMA is observed at $\rho = 5$ dB which is 0.153 bit/s/Hz more than the rate gain in Fig. 3. It can also be seen that, at $\rho = 25$ dB, CRS-NOMA achieves 10.41 bit/s/Hz in Fig. 3 and 10.81 bit/s/Hz in Fig. 4.

It is clearly demonstrated from the results that CRS-NOMA outperforms the conventional-NOMA in terms of total achievable rate for a transmit SNR value up to 25 dB, but

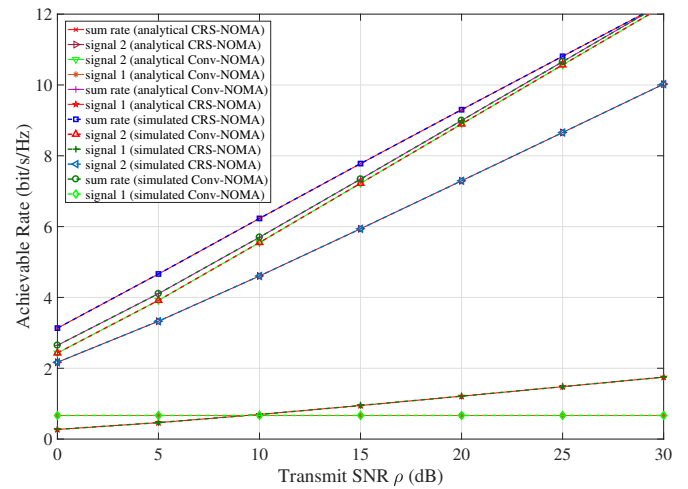


Fig. 4. Achievable rates of CRS-NOMA and conventional-NOMA relaying systems for $a_1 = 0.9$ and $a_2 = 0.1$ when $\Omega_{SD} = 3$, $\Omega_{SR} = \Omega_{RD} = 12$.

after this, conventional-NOMA starts to dominate this system, which indicates that CRS-NOMA is performing well within a threshold or limit, which can be set at 25 dB in this case. Next, the signal rate for s_2 is superior in the case of conventional-NOMA in contrast to the CRS-NOMA for all values of ρ . For signal s_1 , this is quite complex in nature and shows that signal rate for conventional-NOMA is almost same for the ρ value used but increasing linearly in the case of CRS-NOMA which crosses the signal rate at $\rho = 10$ dB and the possible explanation for this behavior might be the omission of complex power allocation for signal transmission of each node transmitting the data symbols with its maximum power. Moreover, use of larger channel powers demonstrate that the rates achieved by CRS-NOMA are always leveling up for most of the transmit SNR regime and also helps in enhancing the spectral efficiency of the signals s_1 , s_2 and in succession, improves the performance gain of CRS-NOMA systems making it the most promising technique for the future.

V. CONCLUSIONS

In this paper, a fixed DF relay assisted cooperative NOMA scheme is analyzed without the use of complex power allocation by sending the data symbols from source-to-relay and source-to-destination in two different time slots under Rician fading channels. The system model is analyzed and each key point is explained mathematically which provides a clear description of the CRS-NOMA system model. Moreover, an asymptotic mathematical expression is also provided for the achievable rate of CRS-NOMA system and plotted against the transmit SNR ρ where the analytical curves are consistent with the simulation results as shown by the MATLAB figures. The analysis presented in this work shows that CRS-NOMA outperforms conventional-NOMA in terms of achievable rate, which became possible owing to the use of SIC at the receiver and enabling the transmission of data symbols during the second time slot. It is also demonstrated that larger average channel power of the R-D link has a favorable effect on the performance of the system. In the end, it can be concluded that relaying systems based on CRS-NOMA scheme presented has better spectral efficiency than conventional-NOMA relaying

systems. Furthermore, it can be stated that NOMA can be integrated with the future 5G wireless systems and other existing systems because of its compatibility with other communication technologies under various circumstances.

REFERENCES

- [1] Z. Ding, Y. Liu, J. Choi, Q. Sun, M. ElKashlan, I. Chih-Lin, and H. V. Poor, "Application of non-orthogonal multiple access in lte and 5g networks," *IEEE Communications Magazine*, vol. 55, no. 2, pp. 185–191, 2017.
- [2] Y. Saito, Y. Kishiyama, A. Benjebbour, T. Nakamura, A. Li, and K. Higuchi, "Non-orthogonal multiple access (noma) for cellular future radio access," in *Vehicular Technology Conference (VTC Spring), 2013 IEEE 77th*. IEEE, 2013, pp. 1–5.
- [3] X. Dai, S. Chen, S. Sun, S. Kang, Y. Wang, Z. Shen, and J. Xu, "Successive interference cancelation amenable multiple access (sama) for future wireless communications," in *Communication Systems (ICCS), 2014 IEEE International Conference on*. IEEE, 2014, pp. 222–226.
- [4] M. Taherzadeh, H. Nikopour, A. Bayesteh, and H. Baligh, "Scma codebook design," in *Vehicular Technology Conference (VTC Fall), 2014 IEEE 80th*. IEEE, 2014, pp. 1–5.
- [5] D. Fang, Y.-C. Huang, Z. Ding, G. Geraci, S.-L. Shieh, and H. Claussen, "Lattice partition multiple access: A new method of downlink non-orthogonal multiuser transmissions," in *Global Communications Conference (GLOBECOM), 2016 IEEE*. IEEE, 2016, pp. 1–6.
- [6] A.-I. Mohammed, M. A. Imran, R. Tafazolli, and D. Chen, "Performance evaluation of low density spreading multiple access," in *Wireless Communications and Mobile Computing Conference (IWCMC), 2012 8th International*. IEEE, 2012, pp. 383–388.
- [7] L. Dai, B. Wang, Y. Yuan, S. Han, I. Chih-Lin, and Z. Wang, "Non-orthogonal multiple access for 5g: solutions, challenges, opportunities, and future research trends," *IEEE Communications Magazine*, vol. 53, no. 9, pp. 74–81, 2015.
- [8] J. N. Laneman, D. N. Tse, and G. W. Wornell, "Cooperative diversity in wireless networks: Efficient protocols and outage behavior," *IEEE Transactions on Information theory*, vol. 50, no. 12, pp. 3062–3080, 2004.
- [9] Z. Ding, M. Peng, and H. V. Poor, "Cooperative non-orthogonal multiple access in 5g systems," *IEEE Communications Letters*, vol. 19, no. 8, pp. 1462–1465, 2015.
- [10] J.-B. Kim and I.-H. Lee, "Non-orthogonal multiple access in coordinated direct and relay transmission," *IEEE Communications Letters*, vol. 19, no. 11, pp. 2037–2040, 2015.
- [11] J. B. Kim and I. H. Lee, "Capacity analysis of cooperative relaying systems using non-orthogonal multiple access," *IEEE Communications Letters*, vol. 19, no. 11, pp. 1949–1952, 2015.
- [12] J. Zhang, L. Dai, R. Jiao, X. Li, and Y. Liu, "Performance analysis of relay assisted cooperative non-orthogonal multiple access systems," *submitted to IEEE Wireless Commun. Lett*, 2017.
- [13] J. Zhang, L. Dai, Y. Zhang, and Z. Wang, "Unified performance analysis of mixed radio frequency/free-space optical dual-hop transmission systems," *Journal of Lightwave Technology*, vol. 33, no. 11, pp. 2286–2293, 2015.
- [14] R. Jiao, L. Dai, J. Zhang, R. MacKenzie, and M. Hao, "On the performance of noma-based cooperative relaying systems over rician fading channels," *IEEE Transactions on Vehicular Technology*, vol. 66, no. 12, pp. 11409–11413, Dec 2017.