

Topological Bounds of Bending Energy for Cell Vesicles

Yisong Yang

Courant Institute of Mathematical Sciences

New York University

New York, NY 10012, USA

Abstract

The Helfrich bending energy plays an important role in providing a mechanism for the conformation of a cell vesicle in theoretical biophysics, which is governed by the principle of energy minimization over configurations of appropriate topological characteristics. We will show that the presence of a quantity called the spontaneous curvature obstructs the existence of a minimizer of the Helfrich energy over the set of embedded ring tori. Besides, despite the well-realized knowledge that cells may present themselves in a variety of shapes of complicated topology, there is a lack of topological bounds for the Helfrich energy. To overcome these difficulties, we consider a general scale-invariant anisotropic curvature energy which extends the Canham elastic bending energy developed in modeling a biconcave-shaped red blood cell. We will show that, up to a rescaling of the generating radii, there is a unique minimizer of the energy over the set of embedded ring tori, in all parameter regime, which recovers the Willmore minimizer in its Canham isotropic limit. We also show how elevated anisotropy favors energetically a clear transition from spherical, to ellipsoidal, and then to biconcave shaped surfaces, for a cell vesicle. We then establish some genus-dependent topological lower and upper bounds for the anisotropic energy. Finally, we derive the shape equation of the generalized bending energy, which extends the well-known Helfrich shape equation.

PACS numbers: 02.40.Hw, 87.14.Cc, 87.16.D-, 87.16.Gj

MSC numbers: 53A05, 53Z05, 92C05, 92C37

1 Introduction

Cells are basic life compartments confined within walls in the form of cell membranes whose main building blocks are phospholipid molecules. A phospholipid molecule consists of a phosphate hydrophilic head and two fatty acid hydrophobic tails. The tails of a phospholipid molecule then join those of another to form a two-headed elementary structure known as a phospholipid bilayer. With such an elementary structure, together

with a patterned assortment of other molecules such as cholesterol, proteins, and carbohydrates, a fluid mosaic [27] membrane in the form of a closed surface in the Euclidean space realizing a cell vesicle, may be made to take shape which guards the interior of a cell against its exterior environment and defines the metabolism and other life functions of the cell. Thus it is of importance and interest to understand some universal properties, with regard to geometry, topology, and other mathematical and physical characteristics, of the conformation of a cell vesicle [9, 12, 28].

The modeling of cells as a subject of biophysics has a long and rich history [24, 25], starting from the work of Canham [2] and Helfrich [10], who use the idea of curvature energies pioneered in the earlier study of Poisson [21] on surface elasticity, to give explanation of the biconcave shapes of red blood cells. See [35] for a review on the understanding of cellular structures, [12] for modeling membrane conformation in biochemistry, polymer chemistry, and crystal physics, and [22] for applications in solid-state nanoscale materials, all using curvature energies, which share the common feature that the leading terms in various free energies are proportional to the total integral of the square of the mean curvature of the vesicle surface, known as the Willmore energy [18, 30]. However, despite the elegant structure of the Willmore energy, it is shown [26] that its minimum values stay in a specific interval independent of the topology, or genus, of the surface. On the other hand, it has long been recognized [7, 8, 11, 12, 13, 14, 23, 25] that cells of lipid bilayers may present themselves in a rich variety of geometric and topological shapes to realize a broad spectrum of life functions. Specifically, in [8, 14, 23, 25], vesicles of toroidal as well as high-genus topology are observed. Thus, it is imperative to identify an appropriate curvature energy, which is consistent with the well-established curvature energies [12, 22, 25, 35], and at the same time enables us to extract information regarding geometry and topology of a cell vesicle. This will be the main motivation and task of our present theoretical work.

The energy density that we will work with extends that of Canham [2] which is the squared sum of the two principal curvatures of the cellular surface. In view of the Gauss–Bonnet theorem, the Canham energy differs from the Willmore energy by an integral of the Gauss curvature which is a topological invariant so that the Canham energy is legitimately regarded as to be contained in the Helfrich energy [10]. Interestingly, a close examination indicates that the joint contributions from the Canham energy and the integral of the Gauss curvature, in the Helfrich energy, cancel out genus-dependent quantities and thus conceal the dependence of the total (Helfrich) energy on topology. In other words, we may take that it is the Canham energy that contains the genus-dependent information of a cell vesicle. Specifically, in our formalism, we shall associate the two principal curvatures with two bending rigidities in order to accommodate possible surface anisotropy in a general setting, aimed at inclusion of a broader phenomenology. In fact, we will illustrate how anisotropy energetically favors ellipsoidal over spherical and biconcave over ellipsoidal shapes of a cell vesicle in various parameter regimes. We then establish the anticipated genus-dependent lower and upper bounds for our free bending energy. We will also show that the presence of a quantity called the spontaneous curvature in the Helfrich energy obstructs the existence of an energy minimizer over the set of embedded ring tori. As an

important by-product, we demonstrate that such a setback disappears with the anisotropic bending energy considered here. In fact, we show up to a rescaling of the generating radii the existence of a unique energy minimizer among all ring tori in the full parameter regime so that it coincides with the Willmore minimizer in the isotropic limit. Finally we derive the equation that governs the shape of the surfaces that extremize our bending energy which extends the well-known Helfrich shape equation.

An outline of the rest of the paper is as follows. In Section 2, we introduce our scale-invariant anisotropic curvature bending energy and compare it with those of the classical Canham and Helfrich theories. We then show how enhanced levels of anisotropy and minimum energy principle work together to drive a transition process that favors in turn ellipsoidal and biconcave shaped surfaces over spheres in the zero-genus situation. We also present a reinterpretation of our anisotropic energy in view of the Helfrich energy where the spontaneous curvature is taken to be location-dependent and assume a specific form. In Section 3, we establish some genus-dependent lower and upper bounds for our anisotropic bending energy. In particular, we show how to find and construct, up to a rescaling, the unique energy minimizer for our curvature bending energy over the set of embedded ring tori anywhere in the parameter regime which recovers the classical Willmore minimizer in its isotropic limit. In Section 4, we study the minimization of the Helfrich energy and show that the direct minimization problem has no solution among the set of embedded ring tori except in the Willmore energy situation with a vanishing spontaneous curvature. We then show that subject to a fixed volume-to-surface-area ratio constraint the minimization problem of the Helfrich energy over the set of ring tori has a unique solution except the single situation when the spontaneous curvature coincides with the constant principal curvature of the tori. Moreover, we study the Helfrich energy containing surface-area and volume contributions of the vesicle and show that it can be minimized over the sets of spheres and ring tori when and only when its spontaneous curvature is positive and negative, respectively, and the radius and radii of the energy-minimizing sphere and torus, respectively, are uniquely and explicitly determined by the coupling parameters of the bending energy. Interestingly, we will see that the ratio of the radii of the energy-minimizing torus is bounded above universally by the critical ratio, $\frac{1}{\sqrt{2}}$, in the Willmore problem, in the full parameter regime. Another surprising result is that, when we minimize the Helfrich energy containing surface-area and volume contributions over ring tori under a fixed volume-to-surface-area ratio constraint, the spontaneous curvature obstruction to the existence of an energy minimizer disappears completely, resulting in the acquisition of a unique least-energy torus whose ratio of generating radii may assume an arbitrary value without any restriction, so that the classical Willmore ratio $\frac{1}{\sqrt{2}}$ occurs in a few isolated but explicitly determined cases. As before, there is again a breakdown of the scale invariance with the solution. In Section 5, we derive the shape equation of our anisotropic bending energy. This equation contains the classical Helfrich shape equation and the Willmore equation as its special cases. In Section 6, we draw conclusions and make some comments.

2 Free bending energies and shapes of cell vesicles

Let k_1, k_2 be the principal curvatures of a closed 2-surface Σ immersed in the space \mathbb{R}^3 with area element $d\sigma$. Recall that the two well-known competing bending energies modeling the deformation of a cell membrane, in the leading orders, are the Canham energy [2]

$$U_{\text{Canham}}(\Sigma) = \int_{\Sigma} \frac{1}{2} \kappa (k_1^2 + k_2^2) d\sigma, \quad (2.1)$$

where κ is the bending modulus, and the Helfrich energy [10]

$$U_{\text{Helfrich}}(\Sigma) = \int_{\Sigma} \frac{1}{2} \kappa (k_1 + k_2 - c_0)^2 d\sigma, \quad (2.2)$$

where c_0 is the spontaneous curvature which indicates the bending tendency of the surface. When $c_0 = 0$, (2.2) is the well-known Willmore energy in differential geometry, which has the classical lower bound $8\pi\kappa$, independent of the genus of Σ . In fact, Simon [26] showed that this energy lies in the interval $[8\pi\kappa, 16\pi\kappa)$, regardless of the genus of Σ . One of the results of this work is to show that the Canham energy (2.1), on the other hand, enjoys a genus-dependent topological lower bound. In fact, in this work, we are interested in an extended form of (2.1), which reads

$$U(\Sigma) = \int_{\Sigma} \frac{1}{2} (\kappa_1 k_1^2 + \kappa_2 k_2^2) d\sigma, \quad (2.3)$$

where the two elastic moduli, or bending rigidities, $\kappa_1, \kappa_2 > 0$, are present to account for possible anisotropy [1] of the lipid bilayer surface, which coincides with (2.1) when isotropy is assumed so that $\kappa_1 = \kappa_2$. Note also that the energy (2.3) may remind us of the bending energy of biological fluid membranes studied in [5, 15, 17] of the form

$$\mathcal{H}(\Sigma) = \int_{\Sigma} \left(\frac{1}{2} \kappa_+ (k_1 + k_2)^2 + \frac{1}{2} \kappa_- (k_1 - k_2)^2 \right) d\sigma, \quad (2.4)$$

where κ_+ and κ_- are two elastic moduli incorporating the effect of thermal fluctuations, which differs from (2.1) only by a multiple of integral of the Gauss curvature, which is invariant under surface deformation. Furthermore the energy (2.1) or (2.3) is the most natural and direct generalization of the curve bending energy in the Euler–Bernoulli elastica problem which amounts to minimizing the integral of the curvature-squared of a space curve with a fixed length. Another important advantage is that there holds the scale invariance.

To proceed, using the representation of the principal curvatures k_1, k_2 in terms of the mean and Gauss curvatures $H = \frac{1}{2}(k_1 + k_2)$ and $K = k_1 k_2$ of the surface, namely

$$\{k_1, k_2\} = \left\{ H + \sqrt{H^2 - K}, H - \sqrt{H^2 - K} \right\}, \quad (2.5)$$

we see that (2.3) becomes

$$\begin{aligned} U(\Sigma) &= \omega \int_{\Sigma} H^2 d\sigma - \frac{1}{2}\omega \int_{\Sigma} K d\sigma \pm \delta \int_{\Sigma} H\sqrt{H^2 - K} d\sigma \\ &\equiv \omega U^1(\Sigma) - \frac{1}{2}\omega U^2(\Sigma) \pm \delta U^3(\Sigma), \end{aligned} \quad (2.6)$$

where $\omega = \kappa_1 + \kappa_2$ and $\delta = |\kappa_1 - \kappa_2|$ are the sum and (absolute) difference of the elastic moduli, respectively. In (2.6), U^1 is of course the classical Willmore energy and U^2 the Gauss–Bonnet topological invariant,

$$U^2(\Sigma) = \int_{\Sigma} K d\sigma = 2\pi\chi(\Sigma) = 4\pi(1 - g), \quad (2.7)$$

where $\chi(\Sigma)$ and g are the Euler characteristic and genus of Σ , while U^3 is a new quantity taking account of the anisotropy of the bending energy. Here the sign convention in (2.6) follows the rule that the plus sign is chosen when the greater bending rigidity corresponds to the greater principal curvature and the negative sign is chosen when the greater bending rigidity corresponds to the smaller principal curvature. It is clear that the role of U^3 when $\delta \neq 0$ works to spell out the presence of the non-umbilicity of the surface and break the democracy between the principal curvatures. Thus we see that in the context of the model (2.3) a broader range of phenomenology may be achieved.

As a simple illustration, we consider the prolate spheroid $S_{a,c}$ ($c > a > 0$), a degenerate ellipsoid, parametrized by

$$\mathbf{x}(u, v) = (a \cos u \cos v, a \sin u \cos v, c \sin v), \quad 0 \leq u \leq 2\pi, \quad -\frac{\pi}{2} \leq v \leq \frac{\pi}{2}, \quad (2.8)$$

whose Gauss curvature, mean curvature, and area element are

$$\begin{aligned} K &= \frac{c^2}{(a^2 + [c^2 - a^2] \cos^2 v)^2}, & H &= \frac{c(2a^2 + [c^2 - a^2] \cos^2 v)}{2a(a^2 + [c^2 - a^2] \cos^2 v)^{\frac{3}{2}}}, \\ d\sigma &= a \cos v \sqrt{a^2 + [c^2 - a^2] \cos^2 v} du dv. \end{aligned} \quad (2.9)$$

Since $H > 0$, we consider the *minus* sign case in the bending energy (2.6) which indicates that non-umbilicity is energetically favored.

Let V and A denote the volume of the region enclosed by and the total surface area of a general closed surface Σ . We are to estimate the energy (2.6) for $\Sigma = S_{a,c}$ with fixed volume-area ratio, $\rho = \frac{V}{A}$ (note that certain constraints such as that given by the isoperimetric inequality may arise to prevent one from prescribing values for V and A freely). For this purpose, recall that

$$V = \frac{4\pi}{3}c^3(1 - \epsilon^2), \quad A = 2\pi c^2(1 - \epsilon^2) \left(1 + \frac{1}{\epsilon\sqrt{1 - \epsilon^2}} \arcsin \epsilon \right), \quad (2.10)$$

where $\epsilon = \sqrt{1 - \frac{a^2}{c^2}}$ is the ellipticity of $S_{a,c}$. To proceed further, we set $\rho = \frac{1}{3}$, which may be realized at

$$\epsilon = \frac{\sqrt{3}}{2}, \quad a = \frac{c}{2}, \quad c = \frac{1}{2} \left(1 + \frac{4\pi}{3\sqrt{3}} \right). \quad (2.11)$$

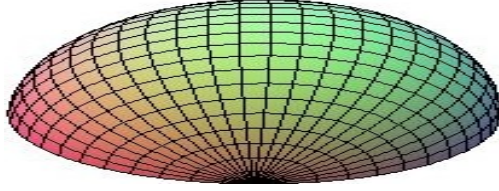


Figure 2.1: Bending anisotropy sometimes favors an ellipsoidal over spherical shape for the vesicle (the picture shows half of the surface)

In view of (2.9) and (2.11), we have

$$U^1(S_{a,c}) = 2\pi \left(\frac{2\sqrt{3}\pi}{9} + \frac{5}{4} \right), \quad U^3(S_{a,c}) = 2\pi \left(\frac{2\sqrt{3}\pi}{9} - \frac{1}{4} \right). \quad (2.12)$$

Since the volume-area ratio $\rho = \frac{1}{3}$ is also enjoyed by the unit sphere S^2 , we may use (2.12), $U^2(S^2) = U^2(S_{a,c})$, and $U^3(S^2) = 0$ to get

$$\frac{1}{2\pi} (U(S^2) - U(S_{a,c})) = \omega \left(2 - \left[\frac{2\sqrt{3}\pi}{9} + \frac{5}{4} \right] \right) + \delta \left(\frac{2\sqrt{3}\pi}{9} - \frac{1}{4} \right), \quad (2.13)$$

which is positive when

$$\frac{|\kappa_1 - \kappa_2|}{\kappa_1 + \kappa_2} = \frac{\delta}{\omega} > \left(\frac{1 - \frac{9\sqrt{3}}{8\pi}}{1 - \frac{3\sqrt{3}}{8\pi}} \right) \approx 0.4787320465. \quad (2.14)$$

That is, subject to the volume-area ratio $\rho = \frac{1}{3}$ and when (2.14) is satisfied, the prolate spheroid defined by (2.11) is energetically favored over the unit sphere. In particular, the minimum energy surface among all the zero-genus surfaces will not be spherical.

As another illustration with the same choice of the sign for the bending energy (2.6), we consider an axial-symmetric surface defined by the parametrization

$$\mathbf{x}(u, v) = (u \cos v, u \sin v, h(u)), \quad 0 \leq u \leq R, \quad 0 \leq v \leq 2\pi, \quad (2.15)$$

where h is a profile function. Then the Gauss curvature, mean curvature, and the area element of the surface (2.15) are

$$K = \frac{h'h''}{u(1+(h')^2)^2}, \quad H = -\frac{uh'' + h'(1+(h')^2)}{2u(1+(h')^2)^{\frac{3}{2}}}, \quad d\sigma = u\sqrt{1+(h')^2} du dv, \quad (2.16)$$

respectively. For our interest we study the question whether a biconcave-shaped surface may energetically be more favored over a sphere. Thus we let our surface be defined specifically by the biconcave-type profile function

$$h(u) = a(b - (u^2 - c)^2)^{\frac{1}{2}}, \quad a, b, c > 0, \quad c^2 < b, \quad R = \sqrt{c + \sqrt{b}}, \quad (2.17)$$

and denote the surface by Σ_0 . The fixed volume-area ratio $\rho = \frac{1}{3}$ lead us to specify, e.g., $a = \frac{2}{5}$ (approximate), $b = 2, c = 1, R = \sqrt{1 + \sqrt{2}}$. Inserting these into (2.16) and integrating by Maple TM 11, here and in the sequel, we see that the energies U^1 and U^3 have the approximate values

$$U^1(\Sigma_0) = 4\pi(1.607433067), \quad U^3(\Sigma_0) = 4\pi(0.9144890719), \quad (2.18)$$

which lead to

$$\frac{1}{4\pi} (U(S^2) - U(\Sigma_0)) = -0.607433067 \omega + 0.9144890719 \delta. \quad (2.19)$$

Thus $U(\Sigma_0) < U(S^2)$ when

$$\frac{\delta}{\omega} > \frac{0.607433067}{0.9144890719} \approx 0.6642321769. \quad (2.20)$$

This condition is more stringent than (2.14). In other words, we have seen that, when the rigidity discrepancy is sufficiently significant such that (2.20) is fulfilled, then under the volume-area constraint, $\rho = \frac{1}{3}$, a biconcave surface such as that given here and shown in Figure 2.2 is energetically favored over the unit sphere.

At this moment, it will also be interesting to compare the energy of the prolate spheroid $S_{a,c}$ given in (2.12) with that of the biconcave surface Σ_0 just obtained. In view of (2.12), we have

$$\begin{aligned} \frac{1}{4\pi} (U(S_{a,c}) - U(\Sigma_0)) &= \frac{\omega}{4\pi} (U^1(S_{a,c}) - U^1(\Sigma_0)) - \frac{\delta}{4\pi} (U^3(S_{a,c}) - U^3(\Sigma_0)) \\ &= -0.3778332786 \omega + 0.4348892837 \delta, \end{aligned} \quad (2.21)$$

which becomes positive when

$$\frac{\delta}{\omega} > \frac{0.3778332786}{0.4348892837} \approx 0.8688033777. \quad (2.22)$$

That is, when anisotropy becomes so significant that (2.22) is fulfilled, a biconcave surface will be energetically favored over a prolate spheroid under the fixed volume-to-surface-area constraint, $\rho = \frac{1}{3}$, although the latter is energetically favored over a round sphere.

We note that the afore-discussed anisotropy bounds may further be improved when the volume-to-surface-area ratio $\rho = \frac{V}{A}$ is suitably adjusted. For simplicity and clarity, we consider the case of a prolate spheroid with $\rho = \frac{1}{10}$ which may be realized by setting

$$a = \frac{1}{40} \left(3\sqrt{3} + 2\pi \right), \quad c = \frac{1}{20} \left(3 + \frac{2\pi}{\sqrt{3}} \right), \quad \epsilon = \frac{1}{2}. \quad (2.23)$$

Thus we have $U^1(S_{a,c}) = 2\pi(2.021266457)$ and $U^3(S_{a,c}) = 2\pi(0.1879333913)$. On the other hand, let S_r^2 denote the 2-sphere of radius $r > 0$. Then for S_r^2 we have $\rho = \frac{r}{3}$ so that $\rho = \frac{1}{10}$ gives us $r = \frac{3}{10}$. With this we have

$$\begin{aligned} \frac{1}{2\pi} (U(S_r^2) - U(S_{a,c})) &= \frac{\omega}{2\pi} (U^1(S_r^2) - U^1(S_{a,c})) + \frac{\delta}{2\pi} U^3(S_{a,c}) \\ &= -0.021266457 \omega + 0.1879333913 \delta, \end{aligned} \quad (2.24)$$

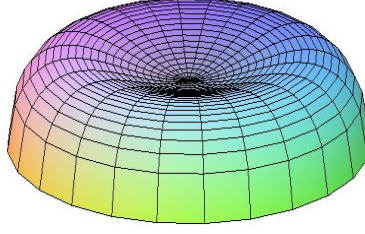


Figure 2.2: Bending anisotropy sometimes favors a biconcave- over a spherical-shaped vesicle (the picture shows half of the surface)

which is positive when

$$\frac{\delta}{\omega} > \frac{0.021266457}{0.1879333913} \approx 0.1131595447, \quad (2.25)$$

which is much more relaxed than the condition (2.14). This example indicates that whenever anisotropy occurs a prolate spheroid may energetically be favored over a round sphere provided that the ratio of volume-to-surface-area is appropriately adjusted because the bending energy (2.3) is invariant with respect to the radius of the round sphere but, on the other hand, dependent on the geometry of the prolate spheroid sensitively.

We can make a reinterpretation of the bending energy (2.3) in the framework of the Helfrich energy (2.2). To this end, we observe that there holds

$$\omega H^2 \pm \delta H \sqrt{H^2 - K} = (\mu H - \nu \sqrt{H^2 - K})^2 + \nu^2 K, \quad (2.26)$$

where

$$\mu = \frac{1}{2} \left(\sqrt{\omega \mp \delta} + \sqrt{\omega \pm \delta} \right), \quad \nu = \frac{1}{2} \left(\sqrt{\omega \mp \delta} - \sqrt{\omega \pm \delta} \right). \quad (2.27)$$

With (2.26) and (2.27), we may rewrite (2.6) as

$$U(\Sigma) = \frac{1}{2} \kappa \int_{\Sigma} (2H - c_0(\mathbf{x}))^2 d\sigma + \frac{1}{2} \left(\frac{1}{2} \left[\sqrt{\omega \mp \delta} - \sqrt{\omega \pm \delta} \right]^2 - \omega \right) \int_{\Sigma} K d\sigma, \quad (2.28)$$

where κ and $c_0(\mathbf{x})$ are the effective elastic modulus and “spontaneous curvature” given respectively by

$$\kappa = \frac{1}{2} \mu^2 = \frac{1}{8} \left(\sqrt{\omega \mp \delta} + \sqrt{\omega \pm \delta} \right)^2, \quad (2.29)$$

$$\begin{aligned} c_0(\mathbf{x}) &= \frac{2\nu}{\mu} \sqrt{H^2 - K} = 2 \left(\frac{\sqrt{\omega \mp \delta} - \sqrt{\omega \pm \delta}}{\sqrt{\omega \mp \delta} + \sqrt{\omega \pm \delta}} \right) \sqrt{H^2(\mathbf{x}) - K(\mathbf{x})} \\ &= \pm \frac{\nu}{\mu} (k_1 - k_2). \end{aligned} \quad (2.30)$$

It is interesting to note that, in the isotropic situation, $\delta = 0$, the effective spontaneous curvature vanishes, $c_0 = 0$.

3 Genus-dependent lower and upper energy bounds

We now derive some topological bounds for the bending energy (2.3). First, we recall the Chern–Lashof inequality [4]

$$\int_{\Sigma} |K| \, d\sigma \geq 2\pi(4 - \chi(\Sigma)) = 4\pi(1 + g). \quad (3.1)$$

See also [3, 20].

Next, using the notation $K^+ = \max\{K, 0\}$, $K^- = \max\{-K, 0\}$ so that $K = K^+ - K^-$, $|K| = K^+ + K^-$, $\Sigma^+ = \{K \geq 0\}$, $\Sigma^- = \{K < 0\}$, and applying (3.1), we may rewrite (2.3) as

$$\begin{aligned} U(\Sigma) &= \int_{\Sigma^+} \frac{1}{2} \{(\sqrt{\kappa_1}k_1 - \sqrt{\kappa_2}k_2)^2 + 2\sqrt{\kappa_1\kappa_2}k_1k_2\} \, d\sigma \\ &\quad + \int_{\Sigma^-} \frac{1}{2} \{(\sqrt{\kappa_1}k_1 + \sqrt{\kappa_2}k_2)^2 - 2\sqrt{\kappa_1\kappa_2}k_1k_2\} \, d\sigma \\ &= \int_{\Sigma^+} \frac{1}{2}(\sqrt{\kappa_1}k_1 - \sqrt{\kappa_2}k_2)^2 \, d\sigma + \int_{\Sigma^-} \frac{1}{2}(\sqrt{\kappa_1}k_1 + \sqrt{\kappa_2}k_2)^2 \, d\sigma + \sqrt{\kappa_1\kappa_2} \int_{\Sigma} |K| \, d\sigma \\ &\geq 4\pi(1 + g)\sqrt{\kappa_1\kappa_2}, \end{aligned} \quad (3.2)$$

which is g -dependent as desired. On the other hand, for (2.2), we have

$$\begin{aligned} U_{\text{Helfrich}}(\Sigma) &= \int_{\Sigma} \frac{1}{2}\kappa(k_1^2 + k_2^2) \, d\sigma + \kappa \int_{\Sigma} K \, d\sigma - 2c_0\kappa \int_{\Sigma} H \, d\sigma + \frac{1}{2}\kappa c_0^2 \int_{\Sigma} \, d\sigma \\ &\geq 4\pi(1 + g)\kappa + 4\pi(1 - g)\kappa - 2c_0\kappa \int_{\Sigma} H \, d\sigma + \frac{1}{2}\kappa c_0^2 \int_{\Sigma} \, d\sigma \\ &= 8\pi\kappa - 2c_0\kappa \int_{\Sigma} H \, d\sigma + \frac{1}{2}\kappa c_0^2 \int_{\Sigma} \, d\sigma, \end{aligned} \quad (3.3)$$

in view of (2.7) and (3.2), which does not render a g -dependent lower bound, unfortunately.

The basic question we are interested in here is to estimate

$$U_g = \inf \{U(\Sigma) \mid \text{the surface } \Sigma \text{ is of genus } g\}. \quad (3.4)$$

From (3.2) we have the lower bound

$$U_g \geq 4\pi(1 + g)\sqrt{\kappa_1\kappa_2}. \quad (3.5)$$

In the following, we aim to obtain some g -dependent upper bounds for U_g ($g = 0, 1, 2, \dots$).

Case (i): $g = 0$. In this situation, we use the 2-sphere of radius $R > 0$, say S_R^2 , as a trial surface. Then $k_1 = k_2 = \frac{1}{R}$ so that $U(S_R^2) = 2\pi(\kappa_1 + \kappa_2)$. Thus we have

$$\sqrt{\kappa_1 \kappa_2} \leq \frac{U_0}{4\pi} \leq \frac{\kappa_1 + \kappa_2}{2}. \quad (3.6)$$

That is, the quantity $\frac{U_0}{4\pi}$ lies between the geometric mean and the arithmetic mean of the bending moduli. In particular, in the isotropic limit, $\kappa_1 = \kappa_2 = \kappa$ (say), $U_0 = 4\pi\kappa$, which is realized by all round spheres. This last statement is a classical result due to Willmore [31]. In the anisotropic situation where $\kappa_1 \neq \kappa_2$, it is natural to expect that U_0 be realized by non-round spheres such as ellipsoids or prolate or oblate spheroids, as observed earlier. This question deserves a thorough study.

Case (ii): $g = 1$. We consider the ring torus, with the two radii, $a > b > 0$, embedded in \mathbb{R}^3 with the standard parametrization

$$\mathbf{x}(u, v) = ((a + b \cos u) \cos v, (a + b \cos u) \sin v, b \sin u), \quad 0 \leq u, v \leq 2\pi. \quad (3.7)$$

We denote such a torus by $T_{a,b}^2$. The principal curvatures and area element are

$$k_1 = -\frac{1}{b}, \quad k_2 = -\frac{\cos u}{a + b \cos u}, \quad d\sigma = (a + b \cos u)b \, du \, dv. \quad (3.8)$$

Therefore

$$U(T_{a,b}^2) = \frac{2\pi^2}{\tau} \left(\kappa_1 + \kappa_2 \left[\frac{1}{\sqrt{1-\tau^2}} - 1 \right] \right) \equiv 2\pi^2 f(\tau), \quad \tau = \frac{b}{a} \in (0, 1). \quad (3.9)$$

Since $f(\tau) \rightarrow \infty$ as $\tau \rightarrow 0$ and $\tau \rightarrow 1$, we see that $f(\tau)$ attains its global minimum in $0 < \tau < 1$, for any $\kappa_1, \kappa_2 > 0$, which is a root of $f'(\tau) = 0$ in $(0, 1)$, say τ_{\min} , which in general is rather complicated, where we have

$$\frac{\tau^2}{\kappa_2} f'(\tau) = \frac{\tau^2}{(1-\tau^2)^{\frac{3}{2}}} - \left(\gamma - 1 + \frac{1}{\sqrt{1-\tau^2}} \right) \equiv g(\tau), \quad \gamma \equiv \frac{\kappa_1}{\kappa_2}. \quad (3.10)$$

From (3.10), we have $g'(\tau) > 0$ for $\tau \in (0, 1)$. Hence $f'(\tau) = 0$ has exactly one root, which is τ_{\min} , in $(0, 1)$, whence establishing the uniqueness of τ_{\min} . By the implicit function theorem, we see that τ_{\min} depends on γ increasingly. Besides, it is clear that $\tau_{\min} \rightarrow 1$ when $\gamma \rightarrow \infty$ and $\tau_{\min} \rightarrow 0$ when $\gamma \rightarrow 0$. As concrete examples, we have taken γ to be $\gamma = \frac{1}{N}$ and $\gamma = N$ ($N = 1, 2, \dots, 100$), and seen the following sample results which are sufficiently simple to be listed for the pair (τ_{\min}, γ) :

$$\left(\frac{\sqrt{19-2\sqrt{29}}}{7}, \frac{1}{8} \right), \left(\frac{1}{\sqrt{2}}, 1 \right), \left(\frac{\sqrt{\sqrt{5}-1}}{\sqrt{2}}, 2 \right), \left(\frac{\sqrt{3}}{2}, 5 \right), \left(\frac{2\sqrt{2}}{3}, 22 \right), \left(\frac{\sqrt{15}}{4}, 57 \right), \quad (3.11)$$

among which $\left(\frac{1}{\sqrt{2}}, 1 \right)$ is the classical result in the Willmore problem [30, 31]. (In our formalism the problem asks whether $U_1 \geq 4\pi^2\kappa$ when $\gamma = 1$. This problem was solved by

Marques and Neves [18, 19] who also established the general bound $U_g \geq 4\pi^2\kappa$ for $g \geq 1$). Nevertheless, from solving $g(\tau) = 0$ in (3.10), we get

$$\gamma = 1 + \frac{2\tau_{\min}^2 - 1}{(1 - \tau_{\min}^2)^{\frac{3}{2}}}, \quad (3.12)$$

which allows us to find γ easily given τ_{\min} . Below we list a few for the pair (τ_{\min}, γ) again:

$$\left(\frac{1}{2}, 1 - \frac{4}{3\sqrt{3}}\right), \left(\frac{2}{3}, 1 - \frac{3}{5\sqrt{5}}\right), \left(\frac{3}{4}, 1 + \frac{8}{7\sqrt{7}}\right), \left(\frac{5}{6}, 1 + \frac{84}{11\sqrt{11}}\right). \quad (3.13)$$

Thus, given κ_1, κ_2 , we can insert (3.12) into (3.9) to determine the minimum value of the bending energy (2.3) over the set of ring tori to be

$$U_{\min}(T^2) \equiv \min \{U(T_{a,b}^2) \mid a > b\} = 2\pi^2\kappa \frac{\tau_{\min}}{(1 - \tau_{\min}^2)^{\frac{3}{2}}}, \quad (3.14)$$

where $\kappa_1 = \gamma\kappa, \kappa_2 = \kappa$. For example, $U_{\min}(T^2) = 4\pi^2\kappa$ when $\gamma = 1$, which is classical, and

$$U_{\min}(T^2) = 2\pi^2\kappa \frac{4}{3\sqrt{3}} \approx 1.5396\pi^2\kappa, \quad \gamma = \left(1 - \frac{4}{3\sqrt{3}}\right) \approx 0.2302. \quad (3.15)$$

In light of the Willmore problem [30, 31], it will be interesting to know whether

$$U_1 \geq U_{\min}(T^2) = 2\pi^2\kappa \frac{\tau_{\min}}{(1 - \tau_{\min}^2)^{\frac{3}{2}}}, \quad (3.16)$$

in anisotropic situations where $\gamma \neq 1$, and more generally, in light of [18, 19], whether $U_g \geq U_{\min}(T^2)$ for all $g \geq 1$, again in the situation when $\gamma \neq 1$.

Case (iii): $g \geq 2$. For simplicity, we start with $g = 2$. Let T_{\min}^2 be a 2-torus realizing the minimum energy $U_{\min}(T^2)$ given in (3.14). Take two copies of T_{\min}^2 , cut an identical portion on each of them, and glue them together to obtain a smooth $g = 2$ surface, say \tilde{S} . We can do so in such a way that the energy of the transitional piece between the two cut-open tori which appears like a waist area may be kept smaller than the sum of the energies of the cut-off portions of the tori. Denote the undisturbed portions of and their complements in the surfaces of the two copies of T_{\min}^2 by P_1, P_2 and P'_1, P'_2 , respectively. Use \mathcal{W} to denote the waist portion of the $g = 2$ surface \tilde{S} . Then $U(\mathcal{W}) \leq U(P'_1) + U(P'_2)$ (cf. Figure 3.1). Consequently we have

$$U(\tilde{S}) = U(P_1) + U(P_2) + U(\mathcal{W}) \leq U(P_1 \cup P'_1) + U(P_2 \cup P'_2) = 2U_{\min}(T^2). \quad (3.17)$$

Hence $U(\tilde{S}) \leq 2U_{\min}(T^2)$. This argument obviously allows us to establish the general bound $U_g \leq gU_{\min}(T^2)$ for any $g \geq 2$.

In summary, if we denote the unique solution τ_{\min} of the equation (3.12) by $\tau(\gamma)$, then we may combine (3.5), (3.14), and the above discussion to arrive at the g -dependent bounds

$$4\pi(1+g)\sqrt{\gamma}\kappa \leq U_g \leq 2\pi^2g\kappa \frac{\tau(\gamma)}{(1 - \tau^2(\gamma))^{\frac{3}{2}}}, \quad g \geq 1. \quad (3.18)$$

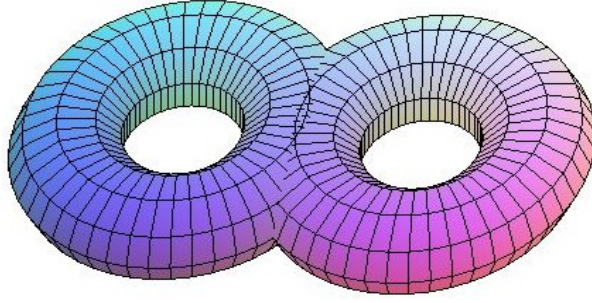


Figure 3.1: Two minimum-energy tori smoothly glued together to form a double torus

In particular, in the isotropic situation when $\gamma = 1$ so that $\tau(1) = \frac{1}{\sqrt{2}}$, the bounds stated in (3.18) assume the following elegant simple form:

$$4\pi(1 + g)\kappa \leq U_g \leq 4\pi^2 g \kappa, \quad g \geq 1, \quad (3.19)$$

among which the case where $g = 1$ is classical.

Note that, unlike in the Willmore energy case, the energy (2.3) evaluated over round spheres may exceed that over tori in some anisotropic situations. To see this, from $U(S_R^2) = 2\pi\kappa(1 + \gamma)$, (3.9), and (3.12), we have the normalized energy difference

$$\begin{aligned} d(\tau) &= \frac{1}{2\pi\kappa} (U(S_R^2) - U(T_{a,b}^2)) \\ &= 2 + \frac{2\tau^2 - 1}{(1 - \tau^2)^{\frac{3}{2}}} - \frac{\pi\tau}{(1 - \tau^2)^{\frac{3}{2}}}, \quad \tau = \tau_{\min} \in (0, 1). \end{aligned} \quad (3.20)$$

This quantity, as a function of τ , is monotone decreasing and vanishes at $\tau_0 \approx 0.2928010148$. Thus, from (3.12), we see that when $\gamma > \gamma_0$ where

$$\gamma_0 = 1 + \frac{2\tau_0^2 - 1}{(1 - \tau_0^2)^{\frac{3}{2}}} \approx 0.0522343632, \quad (3.21)$$

we have $d(\tau) < 0$, namely, the energy of a round sphere always stays below that of a torus, which includes the well-known isotropic situation, $\gamma = 1$; on the other hand, in the extremely non-isotropic situation when $\gamma < \gamma_0$, there holds $d(\tau) > 0$ so that the energy of a round sphere stays *above* the minimum bending energy over the set of tori, as stated in (3.14), which seems rare and unexpected.

Note also that, although the dependence of $\tau(\gamma) = \tau_{\min}$ given in (3.12) is complicated in general, nevertheless, from

$$\frac{d\gamma}{d\tau} = \frac{\tau(1 + 2\tau^2)}{(1 - \tau^2)^{\frac{5}{2}}}, \quad 0 < \tau < 1; \quad \lim_{\gamma \rightarrow 0} \tau(\gamma) = 0, \quad \lim_{\gamma \rightarrow \infty} \tau(\gamma) = 1, \quad (3.22)$$

we can deduce the asymptotes

$$\tau(\gamma) \approx \sqrt{2\gamma}, \quad \gamma \rightarrow 0; \quad \tau(\gamma) \approx \sqrt{1 - \frac{1}{\gamma^{\frac{2}{3}}}} \approx 1 - \frac{1}{2\gamma^{\frac{2}{3}}}, \quad \gamma \rightarrow \infty, \quad (3.23)$$

which are much simpler to use to estimate U_g in these extreme cases.

4 Obstruction to the minimization of the Helfrich energy and its removal

In this section, we show how the presence of the spontaneous curvature c_0 in (2.2) obstructs the existence of an energy minimizer over the set of spheres or tori, and how such an obstruction may be removed partially or completely.

Case (i). Spheres. For $\Sigma = S_R^2$ ($R > 0$), we see that $k_1 = k_2 = \frac{1}{R}$ and (2.2) assumes the value

$$U_{\text{Helfrich}}(S_R^2) = 2\pi\kappa (c_0 R - 2)^2, \quad (4.1)$$

which is minimized at $R = \frac{2}{c_0}$ when $c_0 > 0$, yielding the minimum value $U_{\text{Helfrich}}\left(S_{\frac{2}{c_0}}^2\right) = 0$. When $c_0 < 0$, (4.1) has no minimum to attain for $R > 0$, yet, it has the infimum $8\pi\kappa$. When $c_0 = 0$, which is the classical Willmore situation, the minimum is $8\pi\kappa$, which is attained by any S_R^2 .

Thus, in summary for the case, we see that c_0 gives rise to a partial obstruction to the existence of an energy minimizer, so that, there is non-existence when $c_0 < 0$, and, when $c_0 > 0$, although the existence is restored, there is a breakdown of the scale invariance.

Case (ii). Tori. For $\Sigma = T_{a,b}^2$ ($a > b > 0$), applying the energy decomposition in (3.3), (3.8), and (3.9), we have

$$U_{\text{Helfrich}}(T_{a,b}^2) = 2\pi^2\kappa \left(\frac{1}{\tau\sqrt{1-\tau^2}} + 2c_0a + c_0^2a^2\tau \right), \quad a > 0, \quad \tau \in (0, 1). \quad (4.2)$$

When $c_0 > 0$, the infimum of (4.2) is attained at $\tau = \frac{1}{\sqrt{2}}, a = 0$, which is $4\pi^2\kappa$. Thus we see that this infimum is *not* attainable, that is, the Helfrich energy (2.2) cannot be minimized, among the ring tori, $T_{a,b}^2$ ($a > b > 0$). When $c_0 < 0$, we see that for fixed $\tau \in (0, 1)$ the right-hand side of (4.2) can be minimized at $a = \frac{1}{|c_0|\tau}$. For such a choice of a , we obtain from (4.2) the result

$$U_{\text{Helfrich}}(T_{a,b}^2) = 2\pi^2\kappa \left(\frac{1}{\tau\sqrt{1-\tau^2}} - \frac{1}{\tau} \right) \equiv 2\pi^2\kappa h(\tau), \quad \tau \in (0, 1), \quad (4.3)$$

where $h(\tau)$ is monotone increasing and $h(\tau) \rightarrow 0$ as $\tau \rightarrow 0$. Therefore, the infimum of (4.2) is zero which is again not attainable among the ring tori considered.

Hence, in summary for the case, we see that the infimum of the Helfrich energy (2.2) is not attainable among the set of the ring tori $\{T_{a,b}^2\}_{a>b>0}$ in any non-Willmore situations where $c_0 \neq 0$. This result is in sharp contrast with the Willmore situation [18, 19, 30, 31].

The non-attainability of the infimum of the Helfrich energy (2.2) among the ring tori suggests that it may be more realistic to study the minimization problem subject to a fixed volume-to-area ratio, $\rho = \frac{V}{A}$, constraint, where V may be proportional the amount of energy needed for consumption of the living cell, and A may serve to account for the

amount of nutrients available to the cell through its contact with its environment. Recall that, for $\Sigma = T_{a,b}^2$, we have $V = 2\pi^2 ab^2$ and $A = 4\pi^2 ab$. So we may set

$$\rho = \frac{b}{2} = \text{constant}. \quad (4.4)$$

That is, the radius of the torus tube, b , is fixed, resulting in $a = \frac{b}{\tau}$. Substituting this result into (4.2), we have

$$U_{\text{Helfrich}}(T_{a,b}^2) = 2\pi^2 \kappa \left(\frac{1}{\sqrt{1-\tau^2}} - 1 + (bc_0 + 1)^2 \right) \frac{1}{\tau} \equiv 2\pi^2 \kappa h_1(\tau), \quad \tau \in (0, 1). \quad (4.5)$$

If $bc_0 + 1 \neq 0$, then $h_1(\tau) \rightarrow \infty$ as $\tau \rightarrow 0$ and $\tau \rightarrow 1$. Thus it may be shown that there is a unique $\tau_0 \in (0, 1)$ where $h_1(\tau)$ attains its minimum. In general, it is rather complicated to express τ_0 in terms of the parameter bc_0 . Here we only list a few simple cases: (i) The Willmore energy case $c_0 = 0$. Then we have $\tau_0 = \frac{1}{\sqrt{2}}$, which is exactly the Willmore ratio [18, 19, 30, 31]. (ii) The spontaneous curvature is the negative of the constant principal curvature of the torus, $c_0 = \frac{1}{b}$. We have

$$\tau_0 = \left(1 - \left[\frac{(908 + 36\sqrt{633})^{\frac{1}{3}}}{18} + \frac{8}{9(908 + 36\sqrt{633})^{\frac{1}{3}}} - \frac{2}{9} \right]^2 \right)^{\frac{1}{2}} \approx 0.8491316067. \quad (4.6)$$

In general, let $c = (bc_0 + 1)^2$ in (4.5). Then τ_0 depends on $c > 0$ monotonically such that $\tau_0 \rightarrow 0$ as $c \rightarrow 0$ and $\tau_0 \rightarrow 1$ as $c \rightarrow \infty$. If $bc_0 + 1 = 0$, then $c_0 = -\frac{1}{b}$. That is, the spontaneous curvature is equal to the constant principal curvature of the torus $T_{a,b}^2$. In this case the function $h_1(\tau)$ coincides with $h(\tau)$ in (4.3) so that the infimum of (4.5) is zero which is not attainable.

In other words, subject to the fixed volume-to-area ratio constraint, the Helfrich energy (2.2) with $c_0 \neq 0$ has exactly a single isolated situation, when $c_0 = -\frac{1}{b}$, where the minimization of the energy over embedded ring tori, $T_{a,b}^2$, does not have a solution. Otherwise, whenever $c_0 \neq -\frac{1}{b}$, the constrained minimization of the Helfrich energy (2.2) over the same set of ring tori has a unique solution (with uniquely determined generating radii, a and b). Thus, also the existence of an energy minimizer among the set of ring tori is restored except for an isolated situation, the scale invariance breaks down.

We now consider the Helfrich bending energy in its general form [10, 33] containing contributions from the volume and surface area of the cell vesicle:

$$\mathcal{F}(\Sigma) = U_{\text{Helfrich}}(\Sigma) + p \int_{\mathcal{V}} dv + \lambda \int_{\Sigma} d\sigma, \quad (4.7)$$

where \mathcal{V} is the solid region enclosed by the vesicle Σ , with dv the volume element, and p and λ , respectively, are the osmotic pressure difference between the inside and outside the cell membrane and the surface tension. Physically, the lipid bilayer structure of the cell membrane results in a one-way traffic flow of salt, allowing salt to enter the cell but

not leak away, which leads to a jump of salt concentration and hence a positive pressure difference, $p > 0$. On the other hand, surface tension of the plasma membrane of the cell dictates an elastic preference for the vesicle to assume as small as possible a surface area, thus leading to $\lambda > 0$ as well. In our study below, we will observe these non-degenerate restrictions.

First, we let $\Sigma = S_R^2$ ($R > 0$). We see that (4.7) becomes $\mathcal{F}(S_R^2) = 2\pi\kappa(c_0R - 2)^2 + \frac{4\pi}{3}R^3p + 4\pi R^2\lambda$. It is clear that this function has no minimum when $c_0 \leq 0$ but it has a unique minimum when $c_0 > 0$ which is attained at

$$R_0 = \frac{1}{2p} \left(\sqrt{(2\lambda + \kappa c_0^2)^2 + 8\kappa p c_0} - (2\lambda + \kappa c_0^2) \right). \quad (4.8)$$

Next, we let $\Sigma = T_{a,b}^2$ ($a > b > 0$). Using (4.2), $V = 2\pi^2 ab^2$, and $A = 4\pi^2 ab$, we have $\mathcal{F}(T_{a,b}^2) = 2\pi^2 h_2(a, \tau)$, where

$$h_2(a, \tau) = \frac{\kappa}{\tau\sqrt{1-\tau^2}} + 2\kappa c_0 a + (\kappa c_0^2 + 2\lambda) a^2 \tau + p a^3 \tau^2. \quad (4.9)$$

It is clear that this function has no minimum when $c_0 \geq 0$. When $c_0 < 0$, we see that $\frac{\partial h_2}{\partial a} = 0$ gives us the solution

$$a = \frac{1}{3p\tau} \left(\sqrt{(\kappa c_0^2 + 2\lambda)^2 - 6\kappa c_0 p} - (\kappa c_0^2 + 2\lambda) \right) \equiv \frac{b_0}{\tau}. \quad (4.10)$$

Inserting (4.10) into (4.9), we obtain

$$h_2 \left(\frac{b_0}{\tau}, \tau \right) = \frac{\kappa}{\tau} \left(\frac{\tau^2}{\sqrt{1-\tau^2}(1+\sqrt{1-\tau^2})} + \beta_0 \right) \equiv \kappa h_3(\tau), \quad \tau \in (0, 1), \quad (4.11)$$

where

$$\beta_0 = (b_0 c_0 + 1)^2 + \frac{b_0^2}{\kappa} (2\lambda + p b_0) > 0. \quad (4.12)$$

For any $\beta_0 > 0$, $h_3(\tau)$ has a unique minimizer for $\tau \in (0, 1)$, which solves $h_3'(\tau) = 0$ or equivalently, the equation

$$\frac{1 - 2\tau^2}{(1 - \tau^2)^{\frac{3}{2}}} = 1 - \beta_0, \quad \tau \in (0, 1). \quad (4.13)$$

From the expression for b_0 , i.e., (4.10), we see that b_0 may assume arbitrarily small values. Hence, in view of (4.12), we see that $\beta_0 < 1$ may occur. Furthermore, we see that $\beta_0 = 1$ will not occur. Otherwise, in view of (4.12), we see that, then, b_0 satisfies

$$p b_0^2 + (2\lambda + \kappa c_0^2) b_0 + 2\kappa c_0 = 0. \quad (4.14)$$

On the other hand, since $\frac{\partial h_2}{\partial a} = 0$ gives us $3p b_0^2 + 2(\kappa c_0^2 + 2\lambda) b_0 + 2\kappa c_0 = 0$, we may combine this with (4.14) to obtain the result $b_0 = 4\kappa|c_0|/(\kappa c_0^2 + 2\lambda)$. Inserting this result into (4.14), we arrive at a contradiction. Hence $\beta_0 \neq 1$. Moreover, we assert that β_0 never exceeds 1.

In fact, if there is a parameter situation where $\beta_0 > 1$, then the continuous dependence of β_0 on the parameters expressed as in (4.12) implies that there is a parameter situation where $\beta_0 = 1$. However, we have seen that this is impossible.

Applying the conclusion that $\beta_0 < 1$ in (4.13), we deduce that the unique solution τ_0 of (4.13) must satisfy the bound

$$0 < \tau_0 < \frac{1}{\sqrt{2}}. \quad (4.15)$$

With such τ_0 and (4.10), we obtain the energy-minimizing ring torus T_{a_0, b_0}^2 , which may be summarized as follows,

$$a_0 = \frac{b_0}{\tau_0}, \quad b_0 = \frac{1}{3p} \left(\sqrt{(\kappa c_0^2 + 2\lambda)^2 - 6\kappa c_0 p - (\kappa c_0^2 + 2\lambda)} \right). \quad (4.16)$$

It may be useful to note that τ_0 is a decreasing function of the right-hand side of (4.13).

In summary, we see that the minimization of the energy (4.7) over the set of spheres has a unique solution when and only when the spontaneous curvature c_0 is positive and over the set of ring tori has a unique solution when and only when c_0 is negative. Consequently, the sign of the spontaneous curvature may play the role of selecting the topology of the vesicle through energy minimization. Moreover, in both cases, the radius and radii of the energy-minimizing sphere and torus, respectively, are uniquely and explicitly determined by the coupling parameters. Furthermore, the ratio of the radii of the energy-minimizing torus universally lies in the open interval $\left(0, \frac{1}{\sqrt{2}}\right)$ in the entire parameter regime where $c_0 < 0$.

Thus, roughly speaking, the presence of the spontaneous curvature and surface-area and volume contributions to the bending energy, tunes down the ratio of the generating radii of the energy-minimizing ring torus from that of the Willmore energy [18, 19, 30, 31] and breaks the scaling invariance of the problem.

Note that (4.15) may be used to obtain some refined estimates for τ_0 . For example, let $s = \frac{1}{\sqrt{1-\tau^2}}$ and use B_0 to denote the right-hand side of (4.13). Then $0 < B_0 < 1$ and (4.13) becomes $-s^3 + 2s = B_0$ with $1 < s < \sqrt{2}$. Thus, from $s < s^2$ and $-s^2 + 2 > 0$, we have $s^2(-s^2 + 2) > s(-s^2 + 2) = B_0$, which leads to $s^2 < 1 + \sqrt{1 - B_0} = 1 + \sqrt{\beta_0}$. On the other hand, using $s^3 - 2s < s^2 - 2$, we get $s^2 > 2 - B_0 = 1 + \beta_0$. Consequently, returning to the variable τ , we see that the ratio of the generating radii of the energy-minimizing torus, $\tau = \tau_0$, satisfies the estimates

$$\sqrt{1 - \frac{1}{1 + \beta_0}} < \tau_0 < \sqrt{1 - \frac{1}{1 + \sqrt{\beta_0}}}. \quad (4.17)$$

It is of interest to notice that, the classical Willmore ratio, $\frac{1}{\sqrt{2}}$, would appear in the limiting situation $\beta_0 \rightarrow 1$ in (4.17), but would actually never happen for any concrete choice of the coupling parameters.

It will be interesting to compare our results above on the minimization of the vesicle energy (4.7) over the set of ring tori with those obtained in [16, 32]. In particular, it is

found therein that the spontaneous curvature in the bending energy should stay negative for the existence of a stable toroidal vesicle, which is consistent with our results here. However, their statement that their energy-minimizing torus has the same Willmore ratio, $\frac{1}{\sqrt{2}}$, for the generating radii, is inconsistent with our findings shown above.

We may also consider the minimization of (4.7) subject to a fixed volume-to-surface-area ratio constraint over the set of embedded ring tori, $\{T_{a,b}^2\}$. As seen earlier, the radius b is now fixed, $b = b_0 > 0$, say. Thus, inserting $a = \frac{b_0}{\tau}$ into (4.9), we still obtain (4.11) and (4.12), with b_0 and hence β_0 being arbitrary, though. Therefore, now, (4.13) has a unique minimizer $\tau_0 \in (0, 1)$, which is given by

$$\begin{aligned} \frac{2\tau_0^2 - 1}{(1 - \tau_0^2)^{\frac{3}{2}}} &= \beta_0 - 1 = b_0^2 c_0^2 + 2b_0 c_0 + \frac{b_0^2}{\kappa}(2\lambda + pb_0) \\ &= (b_0 c_0 + 1)^2 - \left(1 - \frac{b_0^2}{\kappa}(2\lambda + pb_0)\right). \end{aligned} \quad (4.18)$$

Thus, when $\frac{b_0^2}{\kappa}(2\lambda + pb_0) > 1$, we have $\tau_0 > \frac{1}{\sqrt{2}}$ for all c_0 ; when $\frac{b_0^2}{\kappa}(2\lambda + pb_0) = 1$, we have $\tau_0 = \frac{1}{\sqrt{2}}$ when $c_0 = -\frac{1}{b_0}$ and $\tau_0 > \frac{1}{\sqrt{2}}$ otherwise; when $\frac{b_0^2}{\kappa}(2\lambda + pb_0) < 1$, we have

$$\tau_0 = \frac{1}{\sqrt{2}} \quad \text{when } c_0 = -\frac{1}{b_0} \pm \frac{1}{b_0} \sqrt{1 - \frac{b_0^2}{\kappa}(2\lambda + pb_0)} \equiv -\frac{1}{b_0} \pm C_0, \quad (4.19)$$

$$\tau_0 < \frac{1}{\sqrt{2}} \quad \text{when } -\frac{1}{b_0} - C_0 < c_0 < -\frac{1}{b_0} + C_0, \quad (4.20)$$

$$\tau_0 > \frac{1}{\sqrt{2}} \quad \text{when } c_0 < -\frac{1}{b_0} - C_0 \text{ or } c_0 > -\frac{1}{b_0} + C_0. \quad (4.21)$$

Consequently, we see that, for any fixed volume-to-surface-area ratio and arbitrarily prescribed spontaneous curvature, the full Helfrich energy (4.7) has a unique minimizer over the set of embedded ring tori, with uniquely determined generating radii, such that, depending on the value of the spontaneous curvature, the ratio of the generating radii may assume any value in the unit interval $(0, 1)$, with the Willmore ratio $\frac{1}{\sqrt{2}}$ occurring at a few critical situations as explicitly described above. In particular, we see that, now, the obstruction to the existence of an energy minimizing torus, due to the presence of the spontaneous curvature, completely disappears, although the scale invariance remains broken.

5 The shape equation

In this section, we derive the shape equation, which is the Euler–Lagrange equation associated with the anisotropic vesicle bending energy (2.3) or (2.6).

Use $\mathbf{x} : D \rightarrow \Sigma$, $\mathbf{x} = \mathbf{x}(u, v)$, $(u, v) \in D \in \mathbb{R}^2$, to denote a local representation of the 2-surface Σ , and E, F, G, e, f, g the matrix entries of its first and second fundamental

forms, respectively, such that

$$\begin{aligned}
E &= \mathbf{x}_u \cdot \mathbf{x}_u, & F &= \mathbf{x}_u \cdot \mathbf{x}_v, & G &= \mathbf{x}_v \cdot \mathbf{x}_v, \\
e &= \mathbf{x}_{uu} \cdot \mathbf{N} = -\mathbf{x}_u \cdot \mathbf{N}_u, & f &= \mathbf{x}_{uv} \cdot \mathbf{N} = -\mathbf{x}_u \cdot \mathbf{N}_v = -\mathbf{x}_v \cdot \mathbf{N}_u, \\
g &= \mathbf{x}_{vv} \cdot \mathbf{N} = -\mathbf{x}_v \cdot \mathbf{N}_v,
\end{aligned} \tag{5.1}$$

where $\mathbf{N}: \Sigma \rightarrow S^2$ is the Gauss map. Consider the normal variation $\mathbf{x}^t(u, v) = \mathbf{x}(u, v) + tw(u, v)\mathbf{N}(u, v)$ where $w(u, v)$ is a scalar testing function. For an \mathbf{x}^t -dependent quantity Q , we adopt the notation $Q^t = Q(\mathbf{x}^t)$ and $\dot{Q} = \left(\frac{d}{dt}Q^t\right)_{t=0}$. Thus, applying (5.1), we have

$$\dot{F} = \dot{\mathbf{x}}_u \cdot \mathbf{x}_v + \mathbf{x}_u \cdot \dot{\mathbf{x}}_v = (w_u\mathbf{N} + w\mathbf{N}_u) \cdot \mathbf{x}_v + \mathbf{x}_u \cdot (w_v\mathbf{N} + w\mathbf{N}_v) = -2wf. \tag{5.2}$$

Similarly, $\dot{E} = -2we$, $\dot{G} = -2wg$. Recall also that the mean curvature H and Gauss curvature K are given by

$$H = \frac{eG - 2fF + gE}{2(EG - F^2)}, \quad K = \frac{eg - f^2}{EG - F^2}. \tag{5.3}$$

Consequently, these lead to the well-known expression

$$\begin{aligned}
|\mathbf{x}_u \times \mathbf{x}_v| &= \sqrt{EG - F^2} \\
&= \frac{1}{2\sqrt{EG - F^2}} \left(\dot{E}G + E\dot{G} - 2F\dot{F} \right) = -2H\sqrt{EG - F^2} w.
\end{aligned} \tag{5.4}$$

Besides, from $f^t = -\mathbf{x}_u^t \cdot \mathbf{N}_v^t$, we have

$$\dot{f} = -\dot{\mathbf{x}}_u \cdot \mathbf{N}_v - \mathbf{x}_u \cdot \dot{\mathbf{N}}_v = -w\mathbf{N}_u \cdot \mathbf{N}_v - \mathbf{x}_u \cdot \dot{\mathbf{N}}_v. \tag{5.5}$$

Now, since $\dot{\mathbf{N}}$ is perpendicular to \mathbf{N} , we can express it as

$$\dot{\mathbf{N}} = \alpha\mathbf{x}_u + \beta\mathbf{x}_v, \tag{5.6}$$

which gives us $\alpha E + \beta F = \dot{\mathbf{N}} \cdot \mathbf{x}_u = -\mathbf{N} \cdot \dot{\mathbf{x}}_u = -w_u$. Similarly, we have $\alpha F + \beta G = \dot{\mathbf{N}} \cdot \mathbf{x}_v = -w_v$. Hence we obtain

$$\alpha = \frac{1}{EG - F^2} (-Gw_u + Fw_v), \quad \beta = \frac{1}{EG - F^2} (Fw_u - Ew_v). \tag{5.7}$$

Inserting (5.6) into (5.5), we obtain

$$\begin{aligned}
\dot{f} &= -w\mathbf{N}_u \cdot \mathbf{N}_v - \mathbf{x}_u \cdot (\alpha_v\mathbf{x}_u + \beta_v\mathbf{x}_v + \alpha\mathbf{x}_{uv} + \beta\mathbf{x}_{vv}) \\
&= -w\mathbf{N}_u \cdot \mathbf{N}_v - (\alpha_v E + \beta_v F) - \alpha(\Gamma_{uv}^u E + \Gamma_{uv}^v F) - \beta(\Gamma_{vv}^u E + \Gamma_{vv}^v F),
\end{aligned} \tag{5.8}$$

where the Γ 's are the Christoffel symbols. Likewise, we also have

$$\dot{e} = -w\mathbf{N}_u \cdot \mathbf{N}_u - (\alpha_u E + \beta_u F) - \alpha(\Gamma_{uu}^u E + \Gamma_{uu}^v F) - \beta(\Gamma_{uv}^u E + \Gamma_{uv}^v F), \tag{5.9}$$

$$\dot{g} = -w\mathbf{N}_v \cdot \mathbf{N}_v - (\alpha_v F + \beta_v G) - \alpha(\Gamma_{uv}^u F + \Gamma_{uv}^v G) - \beta(\Gamma_{vv}^u F + \Gamma_{vv}^v G). \tag{5.10}$$

To calculate $\dot{e}, \dot{f}, \dot{g}$ with (5.8)–(5.10), we need the useful identities

$$\mathbf{N}_u = \frac{1}{EG - F^2} ([fF - eG]\mathbf{x}_u + [eF - fE]\mathbf{x}_v), \quad (5.11)$$

$$\mathbf{N}_v = \frac{1}{EG - F^2} ([gF - fG]\mathbf{x}_u + [fF - gE]\mathbf{x}_v). \quad (5.12)$$

Thus, by (5.3), we have

$$\begin{aligned} \dot{H} &= \frac{1}{2(EG - F^2)} \left(\dot{e}G + e\dot{G} - 2\dot{f}F - 2f\dot{F} + \dot{g}E + g\dot{E} \right) \\ &\quad - \frac{H}{EG - F^2} \left(\dot{E}G + E\dot{G} - 2F\dot{F} \right), \end{aligned} \quad (5.13)$$

$$\dot{K} = \frac{1}{EG - F^2} \left(\dot{e}g + e\dot{g} - 2f\dot{f} \right) - \frac{K}{EG - F^2} \left(\dot{E}G + E\dot{G} - 2F\dot{F} \right). \quad (5.14)$$

In view of the results obtained for $\dot{E}, \dot{F}, \dot{G}, \dot{e}, \dot{f}, \dot{g}$, we can use (5.13) and (5.14) to compute \dot{H} and \dot{K} , which are complicated. In the following, we simplify our calculation by using the curvature coordinates, also known as lines of curvature [6, 29], so that $F = 0, f = 0$, which is valid to do near a non-umbilic point where $k_1 \neq k_2$ or $H^2 - K > 0$. In this situation, in view of (5.8)–(5.12) and the correspondingly updated Christoffel symbols,

$$\Gamma_{uu}^u = \frac{E_u}{2E}, \quad \Gamma_{uu}^v = -\frac{E_v}{2G}, \quad \Gamma_{uv}^u = \frac{E_v}{2E}, \quad \Gamma_{uv}^v = \frac{G_u}{2G}, \quad \Gamma_{vv}^u = -\frac{G_u}{2E}, \quad \Gamma_{vv}^v = \frac{G_v}{2G}, \quad (5.15)$$

the coefficients α, β , and the derivatives of the Gauss map \mathbf{N} , given by

$$\alpha = -\frac{w_u}{E}, \quad \alpha_u = -\frac{w_{uu}E - w_uE_u}{E^2}, \quad \beta = -\frac{w_v}{G}, \quad \beta_v = -\frac{w_{vv}G - w_vG_v}{G^2}, \quad (5.16)$$

$$\mathbf{N}_u = -\frac{e}{E}\mathbf{x}_u, \quad \mathbf{N}_v = -\frac{g}{G}\mathbf{x}_v, \quad \mathbf{N}_u \cdot \mathbf{N}_u = \frac{e^2}{E}, \quad \mathbf{N}_u \cdot \mathbf{N}_v = 0, \quad \mathbf{N}_v \cdot \mathbf{N}_v = \frac{g^2}{G}, \quad (5.17)$$

we see that (5.9) and (5.10) become

$$\dot{e} = w_{uu} - \frac{w_uE_u}{2E} + \frac{w_vE_v}{2G} - w\frac{e^2}{E}, \quad (5.18)$$

$$\dot{g} = w_{vv} - \frac{w_vG_v}{2G} + \frac{w_uG_u}{2E} - w\frac{g^2}{G}. \quad (5.19)$$

Inserting (5.18) and (5.19) into (5.13) and (5.14), and using $k_1 = \frac{e}{E}, k_2 = \frac{g}{G}$, we arrive at the reduced expressions

$$\begin{aligned} \dot{H} &= \frac{1}{2E} \left(w_{uu} - \frac{w_uE_u}{2E} + \frac{w_vE_v}{2G} \right) + \frac{1}{2G} \left(w_{vv} - \frac{w_vG_v}{2G} + \frac{w_uG_u}{2E} \right) \\ &\quad + (2H^2 - K)w, \end{aligned} \quad (5.20)$$

$$\dot{K} = \frac{g}{EG} \left(w_{uu} - \frac{w_uE_u}{2E} + \frac{w_vE_v}{2G} \right) + \frac{e}{EG} \left(w_{vv} - \frac{w_vG_v}{2G} + \frac{w_uG_u}{2E} \right) + 2HKw. \quad (5.21)$$

Now recall that the Laplace–Beltrami operator induced from the first fundamental form of the surface Σ in terms of the chosen coordinates is given by

$$\Delta w = \frac{1}{E} w_{uu} + \frac{1}{G} w_{vv} + \frac{1}{2E} \left(\frac{G_u}{G} - \frac{E_u}{E} \right) w_u + \frac{1}{2G} \left(\frac{E_v}{E} - \frac{G_v}{G} \right) w_v. \quad (5.22)$$

Thus in view of (5.22) we see that (5.20) and (5.21) take their suppressed form

$$\dot{H} = \frac{1}{2} \Delta w + (2H^2 - K) w, \quad (5.23)$$

$$\dot{K} = 2H \Delta w - Lw + 2HKw, \quad (5.24)$$

where

$$Lw = \frac{k_1}{E} \left(w_{uu} - \frac{E_u}{2E} w_u + \frac{E_v}{2G} w_v \right) + \frac{k_2}{G} \left(w_{vv} - \frac{G_v}{2G} w_v + \frac{G_u}{2E} w_u \right). \quad (5.25)$$

Furthermore, integrating by parts, we may shift away all derivatives on w to get

$$\int_{\Sigma} \eta Lw \, d\sigma = \int_{\Sigma} (M\eta) w \, d\sigma, \quad (5.26)$$

where M is the adjoint of the operator L given by

$$\begin{aligned} M\eta = \frac{1}{\sqrt{EG}} & \left(\left[k_1 \sqrt{\frac{G}{E}} \eta \right]_{uu} + \frac{1}{2} \left[k_1 \frac{E_u}{E} \sqrt{\frac{G}{E}} \eta \right]_u - \frac{1}{2} \left[k_1 \frac{E_v}{\sqrt{EG}} \eta \right]_v \right. \\ & \left. + \left[k_2 \sqrt{\frac{E}{G}} \eta \right]_{vv} + \frac{1}{2} \left[k_2 \frac{G_v}{G} \sqrt{\frac{E}{G}} \eta \right]_v - \frac{1}{2} \left[k_2 \frac{G_u}{\sqrt{EG}} \eta \right]_u \right). \end{aligned} \quad (5.27)$$

Consequently, by (5.4), (5.23), (5.24), the self-adjointness of the operator Δ , and (5.26), we may obtain the Euler–Lagrange equation of the energy (2.3) or (2.6). Here, for greater generality and applicability, however, we consider instead the following shape energy, extending (4.7), as proposed in [10], along the line of the work [33, 34]:

$$\begin{aligned} \mathcal{F}(\Sigma) &= U(\Sigma) + \xi_1 \int_{\Sigma} k_1 \, d\sigma + \xi_2 \int_{\Sigma} k_2 \, d\sigma + p \int_{\mathcal{V}} dv + \Lambda \int_{\Sigma} d\sigma \\ &= U(\Sigma) + 2\xi \int_{\Sigma} H \, d\sigma \pm \zeta \int_{\Sigma} \sqrt{H^2 - K} \, d\sigma + p \int_{\mathcal{V}} dv + \Lambda \int_{\Sigma} d\sigma, \end{aligned} \quad (5.28)$$

where ξ_1, ξ_2 are quantities which may depend on the bending rigidities and spontaneous curvature of the cell membrane, $\xi = \frac{1}{2}(\xi_1 + \xi_2)$, $\zeta = \xi_1 - \xi_2$ with $k_{1,2} = H \pm \sqrt{H^2 - K}$, and the Lagrange multipliers p and Λ , respectively, collectively measure the osmotic pressure difference between the inside and outside the cell membrane and the surface tension, bending rigidities, and spontaneous curvature on the cell membrane. Thus, in view of

(5.4), (5.23), and (5.24), we arrive at the shape equation for the cell membrane as the Euler–Lagrange equation of the shape energy (5.28):

$$\begin{aligned}
& p - 2\Lambda H + \omega\Delta H \mp \frac{1}{2} \Delta \left(\frac{\delta K + \zeta H}{\sqrt{H^2 - K}} \right) \pm \frac{1}{2} M \left(\frac{\delta H + \zeta}{\sqrt{H^2 - K}} \right) - 2H^2(\omega H + 2\xi) \\
& + 2(\omega H + \xi)(2H^2 - K) \pm \frac{\delta}{\sqrt{H^2 - K}} (2H^4 - 3H^2K + K^2) = 0,
\end{aligned} \tag{5.29}$$

where the operator M is defined as in (5.27) in curvature coordinates. In the Helfrich isotropic limit [10] where the leading term of the energy is given as in (2.2), we have $\kappa_1 = \kappa_2 = \kappa, \delta = 0, \xi_1 = \xi_2 = -\kappa c_0$ (c_0 being the spontaneous curvature), $\zeta = 0, \omega = 2\kappa, \xi = -\kappa c_0$, and

$$\Lambda = \lambda + \frac{1}{2}\kappa c_0^2, \tag{5.30}$$

where λ is the surface tension of the cell membrane. Thus the equation (5.29) becomes the classical shape equation

$$p - 2\lambda H + \kappa(2H - c_0)(2H^2 - 2K + c_0H) + 2\kappa\Delta H = 0, \tag{5.31}$$

as deduced in [33, 34], whose limit with $p = 0, \lambda = 0, c_0 = 0$ is the Willmore equation [18, 19]

$$\Delta H + 2H(H^2 - K) = 0, \tag{5.32}$$

as should be anticipated. Of course, these last two equations are coordinate independent. Finally the Euler–Lagrange equation for the free energy (2.3) may be obtained by setting $p = 0, \Lambda = 0, \xi_1 = \xi_2 = 0$ in (5.29), which is, at a non-umbilical point where $H^2 - K > 0$,

$$\begin{aligned}
& \omega\Delta H \pm \frac{\delta}{2} \left(M \left[\frac{H}{\sqrt{H^2 - K}} \right] - \Delta \left[\frac{K}{\sqrt{H^2 - K}} \right] \right) + 2\omega H(H^2 - K) \\
& \pm \frac{\delta}{\sqrt{H^2 - K}} (2H^4 - 3H^2K + K^2) = 0,
\end{aligned} \tag{5.33}$$

which reduces to the Willmore equation (5.32) again in the isotropic limit, $\delta = 0$.

All these equations, (5.29), (5.31), (5.32), and (5.33) are fourth order.

6 Conclusions and comments

We have seen that the presence of the spontaneous curvature c_0 in the Helfrich bending energy (2.2) renders two difficulties: It makes the minimization of the free energy a no-go situation and it obstructs the derivation of genus-dependent energy lower and upper bounds. In the former context, the difficulty is well demonstrated for the minimization of the energy over the set of all embedded ring tori, $\{T_{a,b}^2\}_{a>b}$ (the minimization problem for genus-one surfaces). We have shown that the minimization of the free Helfrich energy (2.2) over the set $\{T_{a,b}^2\}_{a>b}$ has no solution for any $c_0 \neq 0$. However, the same minimization problem has a unique solution subject to a fixed volume-to-surface-area ratio constraint

for the torus-shaped vesicles except for the single situation when c_0 is equal to the constant principal curvature of the ring tori, $c_0 = -\frac{1}{b}$. In fact, even for the minimization problem for genus-zero surfaces, it fails to possess a solution among all spheres when $c_0 < 0$. In the latter context, the difficulty arises as a consequence of the presence of a Gauss–Bonnet invariant, originating from the integral of the Gauss curvature, which effectively conceals the genus dependence of the energy. In the present work we are able to overcome these two difficulties by using the scale-invariant curvature energy (2.3) as the main free bending energy governing the shape of a cell vesicle and arrive at the following conclusions.

- (i) In sharp contrast to the situation of the Helfrich energy, the minimization problem of the curvature energy (2.3) over the embedded ring tori $\{T_{a,b}^2\}_{a>b}$ always has a unique solution, up to rescaling of the generating radii, for arbitrary choice of the parameters, which recovers the Willmore solution, $a = \sqrt{2}b$, in the isotropic limit.
- (ii) Anisotropy of the bending energy (2.3) allows a broad range of phenomenology for the shapes of a vesicle and ellipsoidal and biconcave geometries may energetically be favored over a spherical surface for a vesicle when the ratio of the difference and sum of bending rigidities lies in appropriate ranges. Numerical examples show that, as one makes anisotropy more and more significant, a transition process of surface shapes from spherical, to ellipsoidal, and then to biconcave geometries, is observed, under a fixed volume-to-surface-area ratio constraint.
- (iii) Genus-dependent topological lower and upper bounds are established for the bending energy (2.3). Both bounds are linear in terms of the genus number of the vesicle.
- (iv) The bending energy (2.3) enjoys a reinterpretation as the Helfrich free energy (2.2) in which the spontaneous curvature is given as a location-dependent quantity proportional to the difference of the principal curvatures of the vesicle.
- (v) For the bending energy (2.3), there are some anisotropic situations when toroidal surfaces are energetically favored over round spheres for a vesicle.
- (vi) The Euler–Lagrange equation associated with the bending energy (2.3) that governs the shape of a vesicle is derived in the general situation which recovers the classical Helfrich shape equation in the isotropic limit.

Of independent interest, we have also studied the problem of direct minimization of the Helfrich energy (4.7), incorporating contributions from the surface area and volume of the vesicle. We conclude that, for the minimization over the set of spheres, an energy minimizer exists if and only if the spontaneous curvature is positive, and for that over the set of embedded ring tori, a minimizer exists if and only if the spontaneous curvature is negative. Furthermore, the radius of the sphere and radii of the torus which minimize the energy are all uniquely and explicitly determined by the coupling parameters in the bending energy. In addition, the ratio of the radii of the energy-minimizing torus stays in the universal interval $(0, \frac{1}{\sqrt{2}})$, regardless of the values of the coupling parameters. It is

worth noting that such a parameter-independent estimate for the ratio of the ring-toroidal radii may be used for us to obtain some refined parameter-dependent estimates for the ratio. Furthermore, we have carried out a study of the minimization of the Helfrich energy (4.7) subject to a fixed volume-to-surface-area ratio constraint, over the set of ring tori. We see that, now the spontaneous curvature obstruction to the existence of an energy-minimizing torus completely disappears. In other words, for any coupling parameters and spontaneous curvature, the minimization problem concerned has a unique least-energy torus solution. Moreover, the ratio of the generating radii of the energy-minimizing torus may assume any value in the unit interval $(0, 1)$, whether below, above, or at the Willmore ratio $\frac{1}{\sqrt{2}}$, depending on the ranges of the physical and geometric parameters involved. In all these cases, there is a breakdown of the scale invariance.

This work also points to some problems of future interest.

- (i) We have seen in (3.2) that the bending energy satisfies the absolute lower bound $U(\Sigma) \geq 4\pi\sqrt{\gamma}\kappa$ where $\gamma = \frac{\kappa_1}{\kappa_2}$ is the ratio of anisotropy and $\kappa = \kappa_2$. When $\gamma = 1$, this lower bound is saturated by round spheres, as found by Willmore [30, 31]. When $\gamma \neq 1$, the lower bound should be realized by non-round spheres, whose geometric and topological properties would depend on the value of γ . A determination of such a dependence may be intriguing but useful for vesicle phenomenology.
- (ii) The upper bound stated in (3.18), namely, $U_g \leq 2\pi^2 g \kappa \frac{\tau(\gamma)}{(1-\tau^2(\gamma))^{\frac{3}{2}}}$, $g \geq 1$, renders several questions of challenge to be answered. The simplest one may be when $g = 1$, which gives us the bound

$$U_1 \leq 2\pi^2 \kappa \frac{\tau(\gamma)}{(1-\tau^2(\gamma))^{\frac{3}{2}}}, \quad 0 < \gamma < \infty. \quad (6.1)$$

In the isotropic case when $\gamma = 1$, we arrive at the Willmore problem, and it is shown [18, 19] that equality now holds in (6.1). In anisotropic situations where $\gamma \neq 1$, however, we do not know whether equality holds in (6.1), although along the line of idea of [30, 31] it may be reasonable to expect so as well.

- (iii) The attainability of U_g , $g = 0, 1, 2, \dots$, in (3.18) is an open question except for the isotropic situation, $\gamma = 1$, due to the work of Simon [26]. However, even in the isotropic situation where U_g satisfies (3.19), the value of U_g is unknown except for the two bottom cases, $g = 0, 1$, due respectively to Willmore [30, 31] and Marques and Neves [18, 19] such that $U_0 = 4\pi\kappa$ and $U_1 = 4\pi^2\kappa$. For $\gamma = 1$, some symmetry considerations suggest that the upper bound in (3.19) when $g \geq 2$ might be further improved.
- (iv) For the Helfrich energies (2.2) and (4.7) and the scale-invariant anisotropic curvature bending energy (2.3) and the generalized energy (5.28), it will be interesting to investigate the problem of energy minimization subject to the constraints of a fixed genus number and a fixed, say, volume-to-surface-area ratio of the vesicle.

Acknowledgements. The author thanks Ms. Lei Cao for her careful reading and helpful comments on the first draft of this work. This work was partially supported by Natural Science Foundation of China under Grant No. 11471100.

References

- [1] M. J. Bowick and A. Travasset, The statistical mechanics of membranes, *Phys. Rep.* **344** (2001) 255–308.
- [2] P. B. Canham, The minimum energy of bending as a possible explanation of the biconcave shape of human red blood cell, *J. Theoret. Bio.* **26** (1970) 61.
- [3] B. Chen, On an inequality of T. J. Willmore, *Proc. Amer. Math. Soc.* **26** (1970) 473–479.
- [4] S. S. Chern and R. K. Lashof, On the total curvature of immersed manifolds, II, *Michigan Math. J.* **5** (1958) 5–12.
- [5] F. David, Geometry and field theory of random surfaces and membranes, in *Statistical Mechanics of Membranes and Surfaces*, edited by D. Nelson, T. Piran, and S. Weinberg, World Scientific, Singapore, 1989, pp. 157–223.
- [6] M. P. Do Carmo, *Differential Geometry of Curves and Surfaces*, Prentice-Hall, Englewood Cliffs, New Jersey, 1976.
- [7] H.-G. Döbereiner, E. Evans, U. Seifert, and M. Wortis, Spinodal fluctuations of budding vesicles, *Phys. Rev. Lett.* **75** (1995) 3360–3363.
- [8] B. Fourcade, M. Mutz, and D. Bensimon, Experimental and theoretical study of toroidal vesicles, *Phys. Rev. Lett.* **68** (1992) 2551–2554 [Errata, *ibid* **68** (1992) 3258].
- [9] T. Gibauda, C. N. Kaplana, P. Sharmaa, M. J. Zakharya, A. Warda, R. Oldenbourg, R. B. Meyera, R. D. Kamienh, T. R. Powersg, and Z. Dogica, Achiral symmetry breaking and positive Gaussian modulus lead to scalloped colloidal membranes, *Proc. Nat. Acad. Sci. USA* **114** (2017) E3376–E3384.
- [10] W. Helfrich, Elastic properties of lipid bilayers – theory and possible experiments, *Z. Naturforsch. C* **28** (1973) 693.
- [11] F. Jülicher and R. Lipowsky, Domain-induced budding of vesicles, *Phys. Rev. Lett.* **70** (1993) 2964–2967.
- [12] R. Lipowsky, The conformation of membranes, *Nature* **349** (1991) 475–481.
- [13] F. C. MacKintosh and T. C. Lubensky, Orientational order, topology, and vesicle shapes, *Phys. Rev. Lett.* **67** (1991) 1169–1172.

- [14] X. Michalet, D. Bensimon, and B. Fourcade, Fluctuating vesicles of nonspherical topology, *Phys. Rev. Lett.* **72** (1994) 168–171.
- [15] D. C. Morse, Topological instabilities and phase behavior of fluid membranes, *Phys. Rev. E* **50** (1994) R2423–2426.
- [16] M. Mutz and D. Bensimon, Observation of toroidal vesicles, *Phys. Rev. A* **43** (1991) 4525–4527.
- [17] G. Gompper and D. M. Kroll, Membranes with fluctuating topology: Monte Carlo simulations, *Phys. Rev. Lett.* **81** (1998) 2284–2287.
- [18] F. C. Marques and A. Neves, The Willmore conjecture, *Jahresber. Dtsch. Math.-Ver.* **116** (2014) 201–222.
- [19] F. C. Marques and A. Neves, Min-max theory and the Willmore conjecture, *Ann. Math.* **179** (2014) 683–782.
- [20] M.-O. Otto, Tight surfaces in three-dimensional compact Euclidean space forms, *Trans. Amer. Math. Soc.* **355** (2003) 4847–4863.
- [21] S. D. Poisson, Mémoire sur les surfaces élastiques, *Mémoire Classe Sci. Math. Phys. Inst. France* **2** (1812) 167–225.
- [22] S. A. Safran, Curvature elasticity of thin films, *Adv. Phys.* **48** (1999) 395–448.
- [23] U. Seifert, Vesicles of toroidal topology, *Phys. Rev. Lett.* **66** (1991) 2404–2407.
- [24] U. Seifert, Configurations of fluid membranes and vesicles, *Adv. Phys.* **46** (1997) 13–137.
- [25] U. Seifert and R. Lipowsky, Morphology of vesicles, in *Handbook of Biological Physics*, vol. 1, pp. 403–462 (edited by R. Lipowsky and E. Sackmann), Elsevier, 1995.
- [26] L. Simon, Existence of surfaces minimizing the Willmore functional, *Commun. Anal. Geom.* **1** (1993) 281–326.
- [27] S. J. Singer and G. L. Nicolson, The fluid mosaic model of the structure of cell membranes, *Science* **175** (1972) 720–731.
- [28] D. J. Steigmann, *The Role of Mechanics in the Study of Lipid Bilayers*, Springer, New York, 2017.
- [29] D. J. Struik, *Lectures on Classical Differential Geometry*, 2nd ed., Dover, New York, 1988.
- [30] T. J. Willmore, Surfaces in conformal geometry, *Ann. Global Anal. Geom.* **18** (2000) 255–264.

- [31] T. J. Willmore, Mean curvature of Riemannian immersions, *J. London Math. Soc.* **3** (1971) 307–310.
- [32] O.-Y. Zhong-can, Anchor ring-vesicle membranes, *Phys. Rev. A* **41** (1990) 4517–4520.
- [33] O.-Y. Zhong-can and W. Helfrich, Instability and deformation of a spherical vesicle by pressure, *Phys. Rev. Lett.* **59** (1987) 2486–2488.
- [34] O.-Y. Zhong-can and W. Helfrich, Bending energy of vesicle membranes: General expressions for the first, second, and third variation of the shape energy and applications to spheres and cylinders, *Phys. Rev. A* **39** (1989) 5280–5290.
- [35] J. Zimmerberg and M. M. Kozlov, How proteins produce cellular membrane curvature, *Nature Rev. (Molecular Cell Biology)* **7** (2006) 9–19.