

**A MODEL OF A NETWORK COMMUNITY
WITH A DECENTRALIZED REPUTATION-BASED PEER
CONTROL OF INFORMATION**

ANDREI OLIFER

School of Science and Technology, Georgia Gwinnett College

Lawrenceville, GA 30043, USA

E-mail: aolifer@ggc.edu

ABSTRACT. This study was motivated by the problem of identifying fake documents on the Internet. To explore possible solutions to this problem we introduce a model of a network community in which members submit documents with verifiable content. Documents are evaluated by three individuals, randomly selected from all the members. The members whose documents are evaluated as authentic gain reputation. Otherwise, they lose it. Members with higher reputation have a greater chance to be selected to serve as evaluators. Analytical and computational results suggest this evaluation mechanism is effective in a wide range of parameters including the presence of members who consistently submit fake content and do not evaluate documents of others objectively. The proposed mechanism can be used in a variety of situations including evaluating photo and video files with geolocation and time data and creating collections of digital evidence of events clear from fake materials.

AMS (MOS) Subject Classification. 91B74.

1. Introduction

The Internet is swamped with unverified and fake information. Distribution of such documents is widely used in politics and commerce [1–3]. Known approaches to verification of information have limited efficiency. Fact checking sites such as FactCheck.org and Snopes.com have limited capabilities to counter-balance the influx of fake materials. The throughput of these sites is constrained by available resources, particularly by the number of people working for them. In addition, the credibility of such sites is questioned since closed groups of people, involved in verification, may develop bias [4]. An attractive alternative could be a decentralized, distributed mechanism of verification. Here we define and explore the viability of a model of a network community of members with such a mechanism.

The proposed verification process is inspired by academia peer-reviewing. The following principles of academic reviewing have been borrowed: blind evaluation by

several independent reviewers and the selection of reviewers according to their reputation. The reviewers are independent in a sense that they do not communicate with each other or anybody else. The reviewing is blind – reviewers do not know the author of the reviewed document. The selection according to reputation means that the community members with a greater reputation have a greater probability of being selected. However, the reviewing process modeled here is simpler than academic peer-reviewing in a few respects: 1) evaluation results are binary – documents are evaluated as either authentic or fake; 2) the evaluation process is not hierarchical – each of three reviewers votes pro or contra and the decision is determined by a simple majority; 3) evaluators do not deal with rebuttals and resubmissions.

Modeling of reputations is the core of the proposed model. There are many computational models of reputation and trust that vary in how individuals interact and use the results of interactions; see for example review [5]. Particular attention has been placed on peer-to-peer interactions in the context of on-line commerce as in eBay and Amazon [6–9]. The model considered in this study is different from these works. Most importantly, the model describes the time evolution of *proportions* of individuals with certain levels of reputation. It does not take into account the reputations of specific individuals. Similar mechanisms of reputation changes have been considered earlier [8], but as far as we know, not in population models. The population model approach allows us to explore the behavior of large communities. In traditional agent-based simulations the size of model communities is limited.

The main question of the study was whether a community with the specified rules could function in such a way that the authenticity of most of the documents submitted by its members were evaluated correctly. Here, we started the exploration of the community’s model assuming simple, if not the simplest, choices for the parameters that could be set by community developers. We show that for those choices, under some assumptions regarding members’ behavior, the answer is affirmative.

The model and approach are introduced in Section 2. In that section, a simple case of a community without cliques and members with only three possible values of reputation is considered. Section 3 describes a generalization of the model to a case with an arbitrary number of reputation values. Results of computer simulations of the model with eleven possible values of reputation are presented in Section 4. Subsequent Sections 5 and 6 explore modeled communities with one and then two cliques respectively; in the latter case, the cliques are antagonistic to each other. The paper ends with a discussion (Section 7) and conclusions (Section 8).

Computer simulations were performed in Matlab (MathWorks, Natick, MA) using ode45 function with the absolute and relative tolerances equal to 10^{-7} on a PC with a 2.3 GHz processor and 16 Gb memory.

2. Communities with three levels of reputation

1. Notations and equations. In this section, for simplicity of exposition, the reputation of the community members has only three values, r_0, r_1, r_2 , where $0 \leq r_0 < r_1 < r_2 \leq 1$. The values of r_k are sometimes expressed as percentages. For example, $r_k = 1$ corresponds to 100% reputation. The proportion of the community members with the reputation r_k is denoted by R_k , $0 \leq R_k \leq 1$, $k = 0, 1, 2$; $R_0 + R_1 + R_2 = 1$. Equivalently, R_k is the probability of randomly selecting a member with the reputation r_k . Together, R_k define a probability distribution. It is assumed that new members start with one and the same value of reputation. Appearance of new members and loss of existing members of the community can be modeled by changes in the corresponding values of R_k . For example, if there is an influx of new members with the reputation r_1 then the distribution of R_k should change to reflect the increase of R_1 . However, in this study we assume that the number of the community members is fixed.

After the document, submitted by a member, is evaluated, the member's reputation changes. It increases or remains maximal (equal to r_2) if the document is evaluated as authentic. Otherwise the reputation decreases or remains minimal (equal to r_0). All the members submit documents with the same rate. These assumptions lead to the equations

$$\begin{aligned}
 \frac{dR_0}{dt} &= \underbrace{-R_0e_0}_{\text{increase reputation}} + \underbrace{R_1(1-e_1)}_{\text{decrease reputation}} \\
 \frac{dR_1}{dt} &= \underbrace{R_0e_0 - R_1e_1}_{\text{increase reputation}} + \underbrace{R_2(1-e_2) - R_1(1-e_1)}_{\text{decrease reputation}} \\
 \frac{dR_2}{dt} &= \underbrace{R_1e_1}_{\text{increase reputation}} - \underbrace{R_2(1-e_2)}_{\text{decrease reputation}},
 \end{aligned} \tag{2.1}$$

where t is time, and e_k , $0 \leq e_k \leq 1$, is the probability that a document, submitted by a member with the reputation r_k , is evaluated as authentic during a unit of time.

The following proposition shows that (2.1) indeed describes an evolution of a probability distribution $\{R_0, R_1, R_2\}$.

Proposition 2.1. *Let the initial values $R_k(0)$ of R_k be such that $R_0(0) + R_1(0) + R_2(0) = 1$ and $0 \leq R_k(0) \leq 1$. Then a) $R_0(t) + R_1(t) + R_2(t) \equiv 1$, and b) $0 \leq R_k(t) \leq 1$ for all t .*

Proof. Summing up the equations yields $d(R_0 + R_1 + R_2)/dt \equiv 0$. Hence at any moment of time, as at $t = 0$, the sum of R_k is equal to one which proves a). Part b)

follows from the fact that according to (2.1) once R_k becomes equal to 0 it can no longer decrease and once it becomes equal to 1 it can no longer increase. Indeed, let for example, $R_0(t) = 0$ for some t , while $0 < R_1(t) < 1$ and $0 < R_2(t) < 1$. Then the right hand side of the first equation in (2.1) is non-negative, or $dR_0(t)/dt \geq 0$. On the other hand, if $R_0(t) = 1$ for some t then it implies $R_1(t) = 0$ and the right hand side of the equation for dR_0/dt is non-positive, or $dR_0(t)/dt \leq 0$. The cases of R_1 and R_2 are similar. \square

To specify system (2.1) completely we need to define the probabilities e_k . This takes several steps. The probability s_k of selecting a member with a reputation r_k to serve as a reviewer is set to be proportional to the member's reputation r_k :

$$s_k = \frac{r_k R_k}{r_0 R_0 + r_1 R_1 + r_2 R_2}, \quad k = 0, 1, 2. \quad (2.2)$$

For $r_0 = 0$ the formula gives $s_0 = 0$ meaning that the members with zero reputation are never selected to be evaluators. Function $s_0(R_0, R_1, R_2)$ has a discontinuity at $R_0 = 1, R_1 = 0, R_2 = 0$. We remove it by setting $s_0 = 0$ at this point.

Let $p_{c,ind}$ be the probability that a randomly selected evaluator correctly evaluates documents, and let a member with a reputation r_k correctly evaluate documents with a probability c_k . Since a selected reviewer can have one of the three reputations,

$$p_{c,ind} = s_0 c_0 + s_1 c_1 + s_2 c_2. \quad (2.3)$$

In this and the other models considered in this study whether the document is authentic or fake is independently decided by three reviewers. As with the choice of the values of r_k we wanted to start the exploration of the model with a simple case. Three reviewers is the smallest number of reviewers who could make a decision by the majority without a tie.

The probability that the document is correctly evaluated by the majority of reviewers is

$$p_c = p_{c,ind}^3 + 3p_{c,ind}^2(1 - p_{c,ind}). \quad (2.4)$$

The first term is the probability that all three evaluators correctly evaluate the document. The second term is the probability that one of the evaluators makes a mistake.

The probabilities e_k , that the documents submitted by the members with reputation r_k are evaluated as authentic, are sums of two probabilities. One is a product of the probability a_k that the document submitted by a member with reputation r_k is authentic and the probability p_c that it is correctly evaluated as authentic. The other probability is the product of the probability $1 - a_k$ that the submitted document is fake and the probability $1 - p_c$ that it is incorrectly evaluated as authentic:

$$e_k = a_k p_c + (1 - a_k)(1 - p_c), \quad k = 0, 1, 2. \quad (2.5)$$

Let the probabilities a_k in (2.5) and c_k in (2.3) be determined by functions of the members' reputation $a = a(r)$ and $c = c(r)$ and that $a_k = a(r_k)$ and $c_k = c(r_k)$. We assume that the probabilities of submitting authentic documents, $a(r)$, and correctly evaluating documents, $c(r)$, increase with the increase of reputation. We also posit that the members with zero reputation never submit authentic documents, $a(0) = 0$, and never evaluate the documents of others correctly, $c(0) = 0$, while the members with 100% reputation always submit authentic documents, $a(1) = 1$, and always evaluate the documents of others correctly, $c(1) = 1$. Let $a(r)$ and $c(r)$ be at most quadratic functions of r . It can be directly verified that to satisfy the assumptions above they have to have the following form:

$$\begin{aligned} a(r) &= r(1 + \alpha(1 - r)), & -1 \leq \alpha \leq 1, \\ c(r) &= r(1 + \sigma(1 - r)), & -1 \leq \sigma \leq 1. \end{aligned} \quad (2.6)$$

When parameters α and σ are positive, the functions $a(r)$ and $c(r)$ are concave (Fig.1). In this case the probabilities of submitting authentic documents and correct document evaluation exceed the reputations of the members. When α and σ are negative the functions $a(r)$ and $c(r)$ are convex and the probabilities of submitting authentic documents and correct document evaluation are less than the reputations of the members. (In the future studies it would be interesting to explore a model with more general assumptions $a(0), c(0) \geq 0$ and $a(1), c(1) \leq 1$).

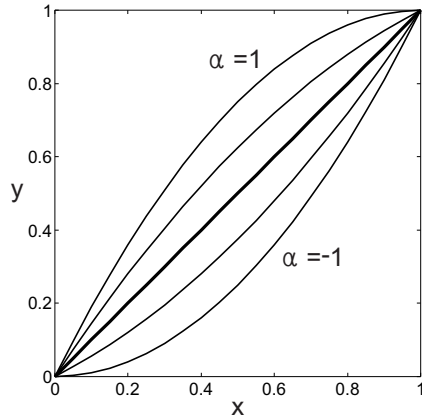


FIGURE 1. Function $f(x) = x(1 + \alpha(1 - x))$ used in (2.6). The line $y = x$ corresponds to $\alpha = 0$. The two other unlabeled curves correspond to the $\alpha = 0.5$ and $\alpha = -0.5$.

System (2.1) is completely defined now. It is a non-linear system with five parameters: r_0, r_1, r_2, α and σ . Unless mentioned otherwise $r_0 = 0, r_1 = 0.5, r_2 = 1$.

We chose these values for two reasons. They simplify analysis, and for these values of r_k the modeled system converges to a state at which all documents are evaluated correctly; see Proposition 2.2 below.

2. Equilibria. System (2.1) is essentially two-dimensional since one of the variables R_k can be excluded using the equality $R_0 + R_1 + R_2 \equiv 1$. With the excluded R_1 system (2.1) turns into

$$\begin{aligned}\frac{dR_0}{dt} &= -R_0e_0 + (1 - R_0 - R_2)(1 - e_1) \\ \frac{dR_2}{dt} &= (1 - R_0 - R_2)e_1 - R_2(1 - e_2).\end{aligned}\tag{2.7}$$

The Poincaré-Bendixson theorem [10] implies that the long-term behavior of system (2.7) as a two-dimensional system, could be either an equilibrium, a limit cycle or a homo-/heteroclinic orbit.

The vector field of system (2.7) for different values of α and σ indicates that the system has only equilibria that are located at the line $R_2 = 1 - R_0$ (Fig.2).

Proposition 2.2. *The points of the line $R_2 = 1 - R_0$, $R_0 \in [0, 1]$, are equilibria of system (2.7). At these points all documents are evaluated correctly, $p_c = 1$.*

Proof. For the proof we need to verify that $-R_0e_0 + (1 - R_0 - R_2)(1 - e_1) = 0$ and $(1 - R_0 - R_2)e_1 - R_2(1 - e_2) = 0$. The condition $R_2 = 1 - R_0$ simplifies the equations to $R_0e_0 = 0$ and $R_2(1 - e_2) = 0$. The condition also implies $R_1 = 0$. It is directly verifiable that (2.2)-(2.6) yield $p_c = 1$, $a_0 = 0$, $a_2 = 1$, and then $e_0 = 0$ and $e_2 = 1$, which proves the proposition. \square

In fact the proof holds for all the functions $a(r)$ and $c(r)$ such that $a(0) = 0$ and $a(1) = c(1) = 1$. The condition $a(0) = 0$ implies that the members with zero reputation submit only fake documents. The condition $a(1) = c(1) = 1$ implies that the members with 100% reputation submit only authentic documents and make no mistakes in evaluation.

The reasons why the states $(R_0, 1 - R_0)$ are equilibria are quite intuitive. At equilibrium, the evaluators are chosen only from the members with 100% reputation who make no mistakes. Hence the members with zero reputation, who submit only fake documents, have no chance to increase their reputation, while the members with 100% reputation, who submit only authentic documents, never loose it. It is not the case when there exist members whose reputation is more than zero and less than one. Such members can be selected to evaluate and can make mistakes in evaluation. Because of such mistakes, members with zero reputation can increase it and members with 100% reputation can loose it.

Linear stability analysis does not allow to determine the stability of the equilibria $(R_0, 1 - R_0)$. When $R_0 < 1$, the matrix of the system (2.7), linearized at $(R_0, 1 - R_0)$, has the eigenvalues -1 and 0 , the latter meaning a critical case [11]. Computer simulations suggest that the equilibria $(R_0, 1 - R_0)$, $R_0 \in [0, 1]$, are stable in Lyapunov's sense, meaning that if the system starts evolving from near an equilibrium it will remain near the equilibrium forever [11] (cf. Fig.2).

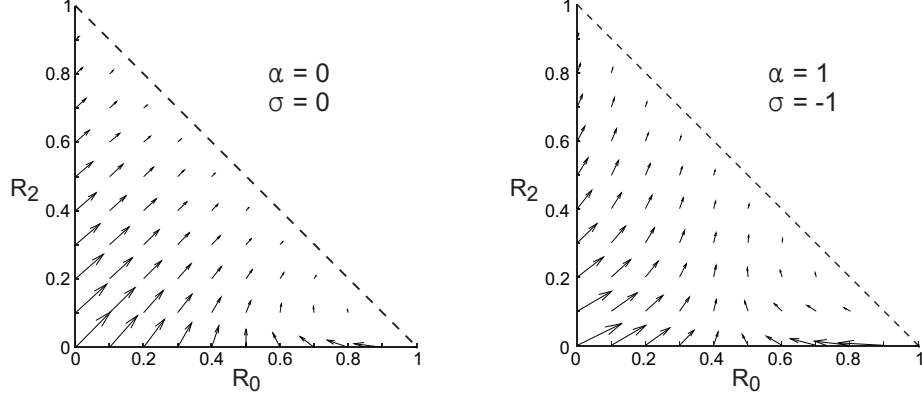


FIGURE 2. The vector field of model (2.7). $\alpha = \sigma = 0$ (left), $\alpha = 1$, $\sigma = -1$ (right).

3. Communities with multiple levels of reputation

System (2.1) can be directly generalized to the case with more than three levels of reputation. Let $r_k = \Delta k$, $\Delta = 1/L$, $k = 0, \dots, L$. (Equally spaced values of r_k are defined by just one parameter, L . This is important at this initial stage of the study since the model has a large number of other parameters. It is possible that for other choices of r_k the model performs better. This is a question for future research.) The equations for R_k , $0 \leq R_k \leq 1$, $\sum_{k=0}^L R_k = 1$, take the form

$$\begin{aligned}
 \frac{dR_0}{dt} &= -R_0 e_0 + R_1(1 - e_1) \\
 &\vdots \\
 \frac{dR_k}{dt} &= R_{k-1}e_{k-1} - R_k + R_{k+1}(1 - e_{k+1}), \quad k = 1, \dots, L - 1, \\
 &\vdots \\
 \frac{dR_L}{dt} &= R_{L-1}e_{L-1} - R_L(1 - e_L).
 \end{aligned} \tag{3.1}$$

Definitions (2.5)-(2.6) are generalized in a straightforward way. As in the case of system (2.7), system (3.1) has two parameters: α and σ .

System (3.1) has a similar set of equilibria as system 2.7 for the community with three levels of reputation.

Proposition 3.1. *The points of the line $(R_0, 0, \dots, 0, 1 - R_0)$, $R_0 \in [0, 1]$, are equilibria of system (3.1). At these points all documents are evaluated correctly, $p_c = 1$.*

Proof. For the proof we need to verify that on the line $(R_0, 0, \dots, 0, 1 - R_0)$ all the right-hand sides of (3.1) are equal to zero. This is trivially true for all the equations but the first one, $R_0 e_0 = 0$, and the last one, $R_L(1 - e_L) = 0$. For these two equations the reasoning is the same as in the proof of Proposition 2.2. \square

The numerical results presented in the next section suggest that as in the case of system (2.7) these equilibria are stable in Lyapunov's sense for all $\alpha, \sigma \in [-1, 1]$. However they are not globally stable at least for some values of α and σ .

4. Computer simulations

In what follows $L = 10$ and $r_k = 0.1k$, $k = 0, \dots, 10$. Since the dynamical system is ten-dimensional (only ten independent R_k s) the Poincaré-Bendixson theorem is not applicable. Figure 3 shows the dynamics of the system, typical for the majority of the initial values and values of α and σ . Two 'forces' pull R_k s in the opposite directions – the members either gain reputation until it reaches the maximal value of 100%, or loose reputation until it reaches its minimal value of 0%. The most common initial condition considered is supposed to model the 'birth' of the community, when it consists of new members only, and every new member has the same initial reputation that we set to be 60%.

The dynamics of system (3.1) is more complex compared to system (2.1). For α and σ near $\alpha = 1$, $\sigma = -1$ the system shows bi-stability – the equilibrium state depends on initial values of R_k . The existence of an equilibrium different from those described in Proposition 3.1 is shown in Figure 4. The initial conditions are the same as in the case of Fig.3 but $\alpha = 1$, $\sigma = -1$. As the figure shows, the 'force' that makes members of the community lose their reputation dominates and the equilibrium is attained with the majority of the members having low reputations; the most numerous category of the members have the reputation equal to 30%. At that equilibrium state $p_c = 0.07$ meaning evaluators are almost always wrong. However, with the initial values $R_k = 0$, $k \neq 7$, and $R_7 = 1$, the system converges to a bimodal distribution $(0.0425, 0, \dots, 0, 0.9575)$ with $p_c = 1$ (not shown). The probability of correct document evaluation p_c at the equilibrium states of system (3.1) and various values of α and σ is shown in Fig.5. For all the values of α and σ initial values are the same as in Figures 3 and 4.

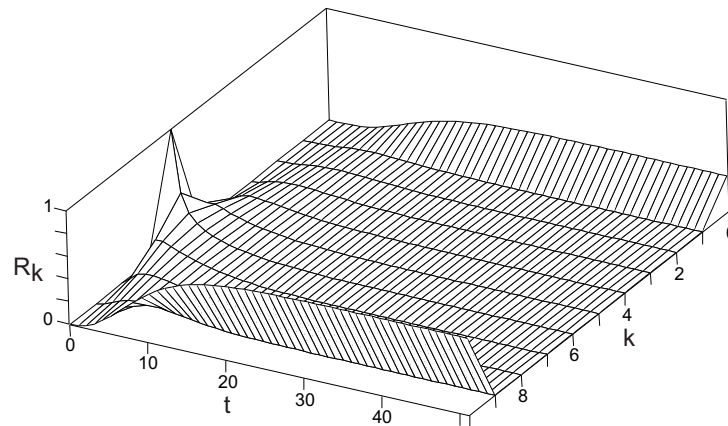


FIGURE 3. Evolution of the model with eleven levels of reputation to a bimodal distribution. R_k are the proportions of the members with reputations $r_k = 0.1k$, $k = 0, \dots, 10$. Initially, at $t = 0$, $R_6 = 1$, while all the other $R_k = 0$. Over time, all the members attain either zero ($k = 0$) or 100% ($k = 10$) reputation, and the probability of correct document evaluation p_c approaches one. $\alpha = \sigma = 0$.

Computations show that whether and how the system exhibits bi-stability depends on the dimension of the system, and parameters α and σ . In these computations, all the members had initial reputation equal to 0.6. In the case of the 5-dimensional system with the reputation values $r = (0, 0.2, \dots, 1)$ the system behaves as in Fig.3 and converges to an equilibrium state with $p_c=1$. In the case of the 20-dimensional system with the reputation values $r = (0, 0.05, \dots, 1)$ the system behaves as in Fig.4 and converges to an equilibrium state with $p_c = 0.04$. Making all initial reputations in the 20-dimensional system equal to 0.65 does not change the behavior quantitatively. However, the equilibrium state changes drastically when all initial reputations are set to 0.7. Then the system behaves as in Fig.3 with an equilibrium state at which $p_c = 1$.

In summary, simulations suggest that in the absence of cliques the behavior of the modeled community evolves to one of two stable steady states. In one state, all the members have either 100% reputation or zero reputation; see example in Fig.3. In this state, all the documents are evaluated correctly for a majority of the values of α and σ that specify functions $a(r)$ and $c(r)$ (2.6). In the other state, the majority of community members have low reputations; see example in Fig. 4. In this state, the documents are rarely evaluated correctly. The system evolves to one state or another depending on initial conditions which in turn depend on the dimension of the system. Detailed analysis of this bi-stability was beyond the scope of the present study.

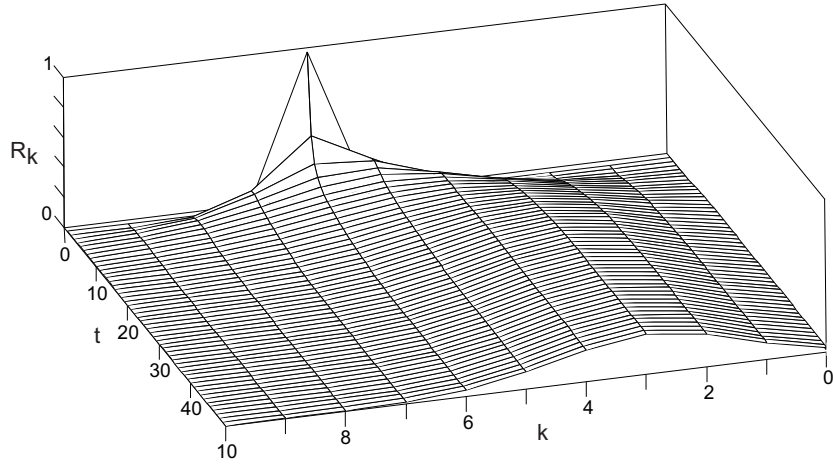


FIGURE 4. Evolution of the model with eleven levels of reputation to a unimodal distribution. R_k are the proportions of the members with reputations $r_k = 0.1k$, $k = 0, \dots, 10$. At $t = 0$, $R_6 = 1$ while all the other $R_k = 0$. At the equilibrium, most of the members have low reputations. The members in the most numerous category have reputation 30% ($k = 3$). At this state the probability of correct document evaluation $p_c = 0.07$. $\alpha = 1$, $\sigma = -1$.

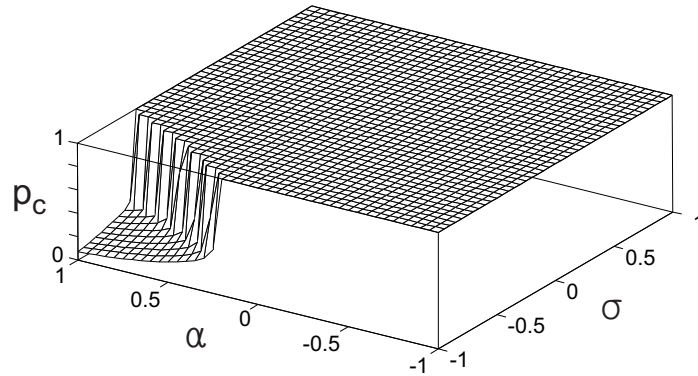


FIGURE 5. Probability of correct document evaluation p_c in the model of a community without cliques is equal to one for most values of parameters α and σ . At $t = 0$, $R_6 = 1$ while all the other $R_k = 0$.

5. Community with a clique

In real life there are groups of agents with agendas. For those groups their agendas are the only thing that matters. Groups of this kind are called cliques here. Consider a system with one clique. Let f_{cl} be the fraction of clique members in the community. The remaining $1 - f_{cl}$ fraction are ‘regular’ members. We extend the system with regular members, considered in the previous section, by adding $L + 1$

TABLE 1. Probabilities of *submitting* various types of documents by regular and clique members with reputations r_k , $k = 0, \dots, L$.

Document type	Regular members	Clique members
Generic, authentic	$(1 - 2p_\lambda)a_k$	0
Generic, fake	$(1 - 2p_\lambda)(1 - a_k)$	0
Clique, authentic	$p_\lambda a_k$	γa_k
Clique, fake	$p_\lambda(1 - a_k)$	$1 - \gamma a_k$
Anti-clique, authentic	$p_\lambda a_k$	0
Anti-clique, fake	$p_\lambda(1 - a_k)$	0

phase variables Q_k , $k = 0, \dots, L$, $0 \leq Q_k \leq 1$, for the proportions of the clique members with reputations r_k , $Q_0 + Q_1 + \dots + Q_L = f_{cl}$.

Table 1 defines the probabilities of submitting documents of various types by regular and clique members. Parameter p_λ stands for the probability that a document submitted by a regular member supports the clique's views. For simplicity, the probability that a document submitted by a regular member contradicts the clique's views is set to p_λ as well. The probability that a document has nothing to do with the clique's agenda is $1 - 2p_\lambda$. Clique members submit only the documents that support the clique's view. Parameter γ , $0 \leq \gamma \leq 1$, determines to what extent clique members are able to submit authentic documents in accord with their reputation; for small values of γ , even highly reputable clique members submit mostly fake documents. Probabilities a_k of submitting authentic documents by the members with reputation r_k are defined by (2.6).

Table 2 defines the probabilities of correct evaluation of particular documents by regular and clique members. The probabilities c_k of correct document evaluation by the members with reputations r_k are defined by (2.6). In contrast to regular members, who evaluate all the documents in the same way, clique members evaluate documents differently depending whether the documents support the clique's views or not. We assume they evaluate generic documents by flipping a coin because they do not care about such documents. All the documents that support the clique's views are evaluated as authentic. All the documents that contradict the clique's views are evaluated as fake.

The differential equations for Q_k are similar for those for R_k :

TABLE 2. Probabilities of correct document *evaluation* by regular and clique members with reputations r_k , $k = 0, \dots, L$.

Document type	Regular members	Clique members
Generic, authentic	c_k	0.5
Generic, fake	c_k	0.5
Clique, authentic	c_k	1
Clique, fake	c_k	0
Anti-clique, authentic	c_k	0
Anti-clique, fake	c_k	1

$$\begin{aligned}
\frac{dR_0}{dt} &= -R_0 e_0^{(reg)} + R_1 (1 - e_1^{(reg)}) \\
&\vdots \\
\frac{dR_k}{dt} &= R_{k-1} e_{k-1}^{(reg)} - R_k + R_{k+1} (1 - e_{k+1}^{(reg)}), \quad k = 1, \dots, L-1, \\
&\vdots \\
\frac{dR_L}{dt} &= R_{L-1} e_{L-1}^{(reg)} - R_L (1 - e_L^{(reg)}) \\
\frac{dQ_0}{dt} &= -Q_0 e_0^{(cl)} + Q_1 (1 - e_1^{(cl)}) \\
&\vdots \\
\frac{dQ_k}{dt} &= Q_{k-1} e_{k-1}^{(cl)} - Q_k + Q_{k+1} (1 - e_{k+1}^{(cl)}), \quad k = 1, \dots, L-1, \\
&\vdots \\
\frac{dQ_L}{dt} &= Q_{L-1} e_{L-1}^{(cl)} - Q_L (1 - e_L^{(cl)}).
\end{aligned} \tag{5.1}$$

In (5.1), $e_k^{(reg)}$, $0 \leq k \leq L$, stand for the probability that the documents submitted by the regular members with the reputation r_k are evaluated as authentic. Similarly, $e_k^{(cl)}$, $0 \leq k \leq L$, stand for the probabilities that the documents, submitted by clique members with the reputation r_k , are evaluated as authentic. As in (2.1) and (3.1) the summation of all the equations in (5.1) shows that the sum of all R_k does not change over time and is always equal to $1 - f_{cl}$, and the sum of all Q_k does not change over time, and is always equal to f_{cl} .

In the model of a community without cliques, the probability e_k of evaluating documents as authentic is equal to the sum of the probabilities that authentic and fake documents submitted by the members with reputation r_k are evaluated as authentic. In the model with a clique we consider authentic and fake documents of three possible types: those that have nothing to do with the clique's agenda ('Generic' or 'g'), those that support the clique's views ('Clique' or 'q'), and those that contradict the clique's views ('Anti-clique' or 'q̄'). Each of these three types of documents can be authentic ('A') or fake ('F'). Table 1 defines the probability of evaluating a document of each category as authentic. Following the table we obtain for regular agents

$$\begin{aligned}
e_k^{(reg)} &= (1 - 2p_\lambda)a_k p_c(g, A) + (1 - 2p_\lambda)(1 - a_k)p_m(g, F) \\
&\quad + p_\lambda a_k p_c(q, A) + p_\lambda(1 - a_k)p_m(q, F) \\
&\quad + p_\lambda a_k p_c(\bar{q}, A) + p_\lambda(1 - a_k)p_m(\bar{q}, F), \quad k = 0, \dots, L.
\end{aligned} \tag{5.2}$$

Every term is a product of three probabilities. In the first term, these are the probabilities that the document is generic/authentic/correctly evaluated as authentic: $1 - 2p_\lambda/a_k/p_c(g, A)$. In the second term, these are the probabilities that the document is generic/fake/mistakenly evaluated as authentic: $1 - 2p_\lambda/1 - a_k/p_m(g, F)$. In the third term, these are the probabilities that the document supports the clique's views/authentic/correctly evaluated as authentic: $p_\lambda/a_k/p_c(q, A)$. In the fourth term, these are the probabilities that the document supports the clique's views/fake/mistakenly evaluated as authentic: $p_\lambda/1 - a_k/p_m(q, F)$. In the fifth term, these are the probabilities that the document contradicts the clique's views/authentic/correctly evaluated as authentic: $p_\lambda/a_k/p_c(\bar{q}, T)$. Finally, in the sixth term, these are the probabilities that the document contradicts the clique's views/fake/mistakenly evaluated as authentic: $p_\lambda/1 - a_k/p_m(\bar{q}, F)$.

Taking into account that clique members submit only documents related to clique agenda (cf. Table 1)

$$e_k^{(cl)} = \gamma a_k p_c(q, A) + (1 - \gamma a_k)p_m(q, F), \quad k = 0, \dots, L. \tag{5.3}$$

The probability of correct evaluation, p_c , and the probability of false evaluation, p_m , in (5.2) and (5.3) depend on the corresponding probabilities for individual evaluators (cf. (2.4)). Namely,

$$\begin{aligned}
p_c(g, A) &= p_{c,ind}^2(g, A)(3 - 2p_{c,ind}(g, A)), & p_c(g, F) &= p_{c,ind}^2(g, F)(3 - 2p_{c,ind}(g, F)), \\
p_c(q, A) &= p_{c,ind}^2(q, A)(3 - 2p_{c,ind}(q, A)), & p_c(q, F) &= p_{c,ind}^2(q, F)(3 - 2p_{c,ind}(q, F)), \\
p_c(\bar{q}, A) &= p_{c,ind}^2(\bar{q}, A)(3 - 2p_{c,ind}(\bar{q}, A)), & p_c(\bar{q}, F) &= p_{c,ind}^2(\bar{q}, F)(3 - 2p_{c,ind}(\bar{q}, F)),
\end{aligned} \tag{5.4}$$

where, following (2.3) and Table 2,

$$\begin{aligned}
p_{c,ind}(g, A) &= \sum_{k=0}^L s_k^{(reg)} c_k + 0.5 \sum_{k=0}^L s_k^{(cl)}, & p_{m,ind}(g, F) &= \sum_{k=0}^L s_k^{(reg)} (1 - c_k) + 0.5 \sum_{k=0}^L s_k^{(cl)}, \\
p_{c,ind}(q, A) &= \sum_{k=0}^L s_k^{(reg)} c_k + \sum_{k=0}^L s_k^{(cl)}, & p_{m,ind}(q, F) &= \sum_{k=0}^L s_k^{(reg)} (1 - c_k) + \sum_{k=0}^L s_k^{(cl)}, \\
p_{c,ind}(\bar{q}, A) &= \sum_{k=0}^L s_k^{(reg)} c_k, & p_{m,ind}(\bar{q}, F) &= \sum_{k=0}^L s_k^{(reg)} (1 - c_k).
\end{aligned} \tag{5.5}$$

In (5.5), the probabilities of correct evaluation c_k are defined as in (2.6).

The probability of selecting a regular member with a reputation r_k is

$$s_k^{(reg)} = \frac{r_k R_k}{\sum_{i=0}^L r_i (R_i + Q_i)}, \tag{5.6}$$

and, similarly, the probability of selecting a clique member with a reputation r_k is

$$s_k^{(cl)} = \frac{r_k Q_k}{\sum_{i=0}^L r_i (R_i + Q_i)}. \tag{5.7}$$

The main characteristic of the system's functionality is the probability p_c of correct evaluation of a document. All three types of documents have to be taken into account: generic, 'g', supporting the clique's views, 'q', and contradicting the clique's views, ' \bar{q} ':

$$\begin{aligned}
p_c &= Prob(g, A) p_c(g, A) + Prob(g, F) (1 - p_m(g, F)) \\
&\quad + Prob(q, A) p_c(q, A) + Prob(q, F) (1 - p_m(c, F)) \\
&\quad + Prob(\bar{q}, A) p_c(\bar{q}, A) + Prob(\bar{q}, F) (1 - p_m(\bar{q}, F)).
\end{aligned} \tag{5.8}$$

Here, the probabilities of submitted authentic, 'A', or fake, 'F', documents of types g , q , and \bar{q} are

$$\begin{aligned}
Prob(g, A) &= (1 - 2p_\lambda) \sum_{k=0}^L R_k a_k, \\
Prob(g, F) &= (1 - 2p_\lambda) \sum_{k=0}^L R_k (1 - a_k), \\
Prob(q, A) &= p_\lambda \sum_{k=0}^L R_k a_k + \sum_{k=0}^L Q_k \gamma a_k, \\
Prob(q, F) &= p_\lambda \sum_{k=0}^L R_k (1 - a_k) + \sum_{k=0}^L Q_k (1 - \gamma a_k), \\
Prob(\bar{q}, A) &= p_\lambda \sum_{k=0}^L R_k a_k, \\
Prob(\bar{q}, F) &= p_\lambda \sum_{k=0}^L R_k (1 - a_k).
\end{aligned} \tag{5.9}$$

In summary, the model of a community with a clique has three parameters, additional to the parameters of the model (3.1) of a community without cliques: f_{cl} , the fraction of the clique in the community, p_λ , the proportion of documents matching the clique's agenda, and γ , the factor that stands for decreasing the probability of submitting authentic documents by clique members.

System (5.1), similar to (3.1), has easy-to-guess equilibria at which $p_c = 1$.

Proposition 5.1. *System (5.1) has equilibria at which $R_L = 1 - f_{cl} - R_0$, $R_0 \in [0, 1 - f_{cl}]$, $Q_0 = f_{cl}$, and all the other phase variables are equal to zero. At the equilibria $p_c = 1$.*

Proof. Substitution of the equilibrium values of R_k and Q_k into (5.6) and (5.7) gives $s_L^{(reg)} = 1$ while all the other $s_k^{(reg)} = 0$ and $s_k^{(cl)} = 0$. Then (5.5) yields $p_{c,ind}(\cdot, A) = 1$ and $p_{m,ind}(\cdot, F) = 0$. Next, (5.2) and (5.3) imply $e_k^{(reg)} = a_k$ and $e_k^{(cl)} = \gamma a_k$, meaning in particular, $e_L^{(reg)} = 1$ and $e_0^{(cl)} = 0$. These values and the putative equilibrium values of the phase variables make all the right-hand sides of (3.1) equal to zero. Thus it is indeed an equilibrium. Similarly, it is directly verified that at the points of equilibria $p_c = 1$. \square

Figure 6 shows the dependency of the probability of correct document evaluation p_c on various γ and f_{cl} for $p_\lambda = 0.01$, $\alpha = \sigma = 0$, and $R_6(0) = 1 - f_{cl}$, $Q_6(0) = f_{cl}$, while all the other $R_k(0)$ and $Q_k(0)$ are equal to zero. The figure represents the system behavior at time $t = 200$, when the system is close to equilibrium.

Consider two extreme cases shown in the figure, when there is no clique, $f_{cl} = 0$, and when there are no regular members, $f_{cl} = 1$. In the absence of a clique the

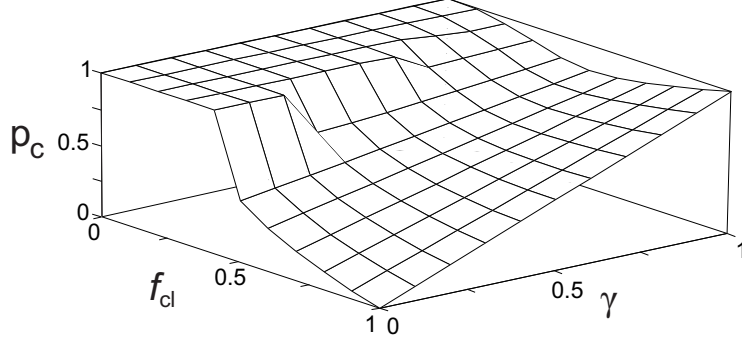


FIGURE 6. Probability of correct document evaluation p_c in the model of a community with a clique as a function of the fraction of clique members in the community, f_{cl} , and the factor, decreasing the probability of submitting authentic documents by clique members, γ . At $t = 0$, $R_6 = 1 - f_{cl}$, $Q_6 = f_{cl}$, while all the other $R_k = 0$ and $Q_k = 0$. Documents are evaluated correctly, $p_c = 1$, only when the fraction of the clique f_{cl} is small. $p_\lambda = 0.01$, $\alpha = \sigma = 0$.

equations for a community with a clique (5.1) turn into the equations for a community without a clique (3.1). The value of γ becomes irrelevant, and $p_c = 1$, as in Fig. 5. In the absence of regular members the dynamics of the system is very simple. All documents, submitted by clique members, are evaluated by clique members only and therefore are judged as authentic. The reputations of all the members only increase. Eventually, all the members have the maximal reputation, $r_L = 1$. At this point, for all values of other parameters, $Prob(c, A) = \gamma$, $p_c(q, A) = 1$, $p_m(q, F) = 1$, and therefore $p_c = \gamma$ (Fig.6).

Simulations show that the system sets to the states with perfect evaluation, $p_c = 1$, whenever the clique size f_{cl} does not exceed 20% of the whole community and $\gamma \leq 0.7$. When α and σ both increase, $p_c = 1$ for greater clique sizes (not shown).

In the simulations above, the proportion p_λ of documents, submitted by regular members and related to the clique, was small, $p_\lambda = 0.01$. The equilibria with $p_c = 1$ from proposition 5.1 should be independent of p_λ according to the proposition's proof. Figure 7 shows this is indeed the case for $\alpha = \sigma = 0$, and $\gamma = 0.5$. It shows also that the states with the probability of correct document evaluation p_c less than one depend on p_λ only a little.

6. Two antagonistic cliques

Cliques often form antagonistic pairs. In such a pair, the agendas of a clique and an 'anti-clique' are diametrically opposite. As in the model with one clique, three types of documents are considered: generic, 'g', supporting the clique's views, 'q',

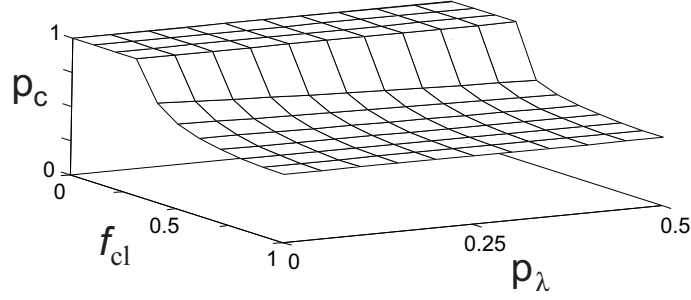


FIGURE 7. Probability of correct document evaluation p_c in the equilibrium states weakly depends on the proportion p_λ of documents, related to the clique's agenda; $p_c = 1$ when the fraction of clique members in the community, f_{cl} , is less than 20%. At $t = 0$, $R_6 = 1 - f_{cl}$, $Q_6 = f_{cl}$, while all the other $R_k = 0$ and $Q_k = 0$. $\alpha = \sigma = 0$, $\gamma = 0.5$.

and contradicting the clique's views, ' \bar{q} '. The antagonism of the cliques determines the probabilities of submission and correct evaluation of documents (Tables 3 and 4). All the parameters in the tables play the same roles as in the model with one clique.

Table 3 defines the probabilities of submitting authentic and fake documents by regular, clique, and anti-clique members. For example, according to the first line, regular members with a reputation r_k submit authentic generic documents with the probability $(1 - 2p_\lambda)a_k$ while members of the cliques never submit such documents. The second line shows that the probability that regular members with a reputation r_k submit fake generic documents is equal to $(1 - 2p_\lambda)(1 - a_k)$. Cliques members do not submit fake generic documents, and so on.

Table 4 defines the probabilities of correct evaluation of particular documents by regular, clique, and anti-clique members. The probabilities c_k of correct evaluation of documents by members with reputations r_k are defined by (2.6). As the table shows, it is assumed that the members of both cliques, when selected to be evaluators, don't care about generic documents that are not related to their agenda; they evaluate those documents by flipping a coin. All the documents that support the position of one clique the members of the antagonistic clique evaluate as fake. All the documents that contradict the position of one clique the members of the antagonistic clique evaluate as authentic.

Let U_k , $k = 0, \dots, L$, be the proportions of the members of the anti-clique with reputations r_k . The equations for U_k have the same form as for regular members and members of the clique (see 3.1) since the rules of the community are the same for all the members.

TABLE 3. Probabilities of *submitting* various types of documents by regular, clique, and anti-clique members with the reputations r_k , $k = 0, \dots, L$.

Document type	Regular members	Clique members	Anti-clique members
Generic, authentic	$(1 - 2p_\lambda)a_k$	0	0
Generic, fake	$(1 - 2p_\lambda)(1 - a_k)$	0	0
Clique, authentic	$p_\lambda a_k$	γa_k	0
Clique, fake	$p_\lambda(1 - a_k)$	$1 - \gamma a_k$	0
Anti-clique, authentic	$p_\lambda a_k$	0	γa_k
Anti-clique, fake	$p_\lambda(1 - a_k)$	0	$1 - \gamma a_k$

TABLE 4. Probabilities of correct *evaluation* of various types of documents by regular, clique, and anti-clique members with reputation r_k , $k = 0, \dots, L$.

Document type	Regular members	Clique members	Anti-clique members
Generic, authentic	c_k	0.5	0.5
Generic, fake	c_k	0.5	0.5
Clique, authentic	c_k	1	0
Clique, fake	c_k	0	1
Anti-clique, authentic	c_k	0	1
Anti-clique, fake	c_k	1	0

$$\begin{aligned}
\frac{dR_0}{dt} &= -R_0 e_0^{(reg)} + R_1(1 - e_1^{(reg)}) \\
&\vdots \\
\frac{dR_k}{dt} &= R_{k-1} e_{k-1}^{(reg)} - R_k + R_{k+1}(1 - e_{k+1}^{(reg)}), \quad k = 1, \dots, L-1, \\
&\vdots \\
\frac{dR_L}{dt} &= R_{L-1} e_{L-1}^{(reg)} - R_L(1 - e_L^{(reg)}) \\
\frac{dQ_0}{dt} &= -Q_0 e_0^{(cl)} + Q_1(1 - e_1^{(cl)}) \\
&\vdots
\end{aligned}$$

In (6.1), $e_k^{(reg)}$ and $e_k^{(cl)}$ have the same meaning as in (5.2-5.3). Similarly, $e_k^{(a-cl)}$, $0 \leq k \leq L$, stand for the probability that the documents, submitted by anti-clique members with a reputation r_k , are evaluated as authentic. It is readily verified that the sum of all U_k does not change over time. We set the sum to be equal to f_{a-cl} . The sum of all Q_k does not change with time as well. This sum is set to f_{cl} . Finally, the sum of all R_k is always equal to $1 - f_{cl} - f_{a-cl}$.

System (6.1) has equilibria similar to those of system (5.1).

Proposition 6.1. *System (3.1) has equilibria at which $R_L = 1 - f_{cl} - f_{a-cl} - R_0$, $R_0 \in [0, 1 - f_{cl} - f_{a-cl}]$, $Q_0 = f_{cl}$, $U_0 = f_{a-cl}$, and all the other phase variables are equal to zero. At the equilibria $p_c = 1$.*

In accord with Table 3, and similar to the definition of $e_k^{(cl)}$, the probability that an (anti-clique) document, submitted by a member of the anti-clique is evaluated as authentic, is given by the formula

$$e_k^{(a-cl)} = \gamma a_k p_c(\bar{q}, A) + (1 - \gamma a_k) p_m(\bar{q}, F), \quad k = 0, \dots, L. \quad (6.2)$$

The probabilities of correct evaluation, p_c , and false evaluation, p_m , in (5.2), (5.3), and (6.2) depend on the corresponding probabilities for individual evaluators (cf.(2.4)). For example,

$$p_c(g, A) = p_{c,ind}^2(g, A)(3 - p_{c,ind}(g, A)).$$

In accord with Table 4,

$$\begin{aligned} p_{c,ind}(g, A) &= \sum_{k=0}^L s_k^{(reg)} c_k + 0.5 \sum_{k=0}^L (s_k^{(cl)} + s_k^{(a-cl)}), \\ p_{m,ind}(g, F) &= \sum_{k=0}^L s_k^{(reg)} (1 - c_k) + 0.5 \sum_{k=0}^L (s_k^{(cl)} + s_k^{(a-cl)}), \\ p_{c,ind}(q, A) &= \sum_{k=0}^L s_k^{(reg)} c_k + \sum_{k=0}^L s_k^{(cl)}, \\ p_{m,ind}(q, F) &= \sum_{k=0}^L s_k^{(reg)} (1 - c_k) + \sum_{k=0}^L s_k^{(cl)}, \\ p_{c,ind}(\bar{q}, A) &= \sum_{k=0}^L s_k^{(reg)} c_k + \sum_{k=0}^L s_k^{(a-cl)}, \\ p_{m,ind}(\bar{q}, F) &= \sum_{k=0}^L s_k^{(reg)} (1 - c_k) + \sum_{k=0}^L s_k^{(a-cl)}. \end{aligned} \quad (6.3)$$

Here, c_k are defined as in (2.6).

The probability of selecting a regular member with a reputation r_k is

$$s_k^{(reg)} = \frac{r_k R_k}{\sum_{i=0}^L r_i (R_i + Q_i + U_i)}, \quad (6.4)$$

and, similarly, the probability of selecting a clique member with a reputation r_k is

$$s_k^{(cl)} = \frac{r_k Q_k}{\sum_{i=0}^L r_i (R_i + Q_i + U_i)}, \quad (6.5)$$

and the probability of selecting an anti-clique member with a reputation r_k

$$s_k^{(a-cl)} = \frac{r_k U_k}{\sum_{i=0}^L r_i (R_i + Q_i + U_i)}. \quad (6.6)$$

The formula for p_c is the same as in the case of one clique (5.8). However, some of the terms change:

$$\begin{aligned} Prob(g, A) &= (1 - 2p_\lambda) \sum_{k=0}^L R_k a_k, \\ Prob(g, F) &= (1 - 2p_\lambda) \sum_{k=0}^L R_k (1 - a_k), \\ Prob(q, A) &= p_\lambda \sum_{k=0}^L R_k a_k + \sum_{k=0}^L Q_k \gamma a_k, \\ Prob(q, F) &= p_\lambda \sum_{k=0}^L R_k (1 - a_k) + \sum_{k=0}^L Q_k (1 - \gamma a_k), \\ Prob(\bar{q}, A) &= p_\lambda \sum_{k=0}^L R_k a_k + \sum_{k=0}^L U_k \gamma a_k, \\ Prob(\bar{q}, F) &= p_\lambda \sum_{k=0}^L R_k (1 - a_k) + \sum_{k=0}^L U_k (1 - \gamma a_k). \end{aligned} \quad (6.7)$$

In summary, the system with two antagonistic cliques has the following parameters: the relative size of the first clique, f_{cl} , the relative size of the antagonistic clique, f_{a-cl} , the proportion of documents matching the clique's agenda, p_λ , and the factor γ , $0 \leq \gamma \leq 1$, that decreases the probabilities of submitting authentic documents by clique and anti-clique members. For simplicity in what follows it is assumed that both cliques have the same size: $f_{cl} = f_{a-cl}$, $f_{cl} \leq 0.5$. When $f_{cl} = 0.5$ there are no regular members in the community, $1 - 2f_{cl} = 0$.

The first experiment was to explore whether the presence of an anti-clique improves the quality of document evaluation. The experiment shows that the improvement does take place but is not large. Figure 8 shows a typical behavior of the probability of correct document evaluation p_c for various values of f_{cl} and γ at $t = 200$ when the system is close to equilibrium. In the case, shown in the figure, $L = 10$, $\alpha = \sigma = 0$, at $t = 0$, $R_6 = 0.4$, $Q_6 = 0.3$, and $U_6 = 0.3$ and all the other R_k , Q_k , U_k were equal to zero. Comparison with the behavior of the community with one clique (Fig.6) shows that the region of the parameters f_{cl} and γ , for which $p_c = 1$, in the case of two cliques is greater.

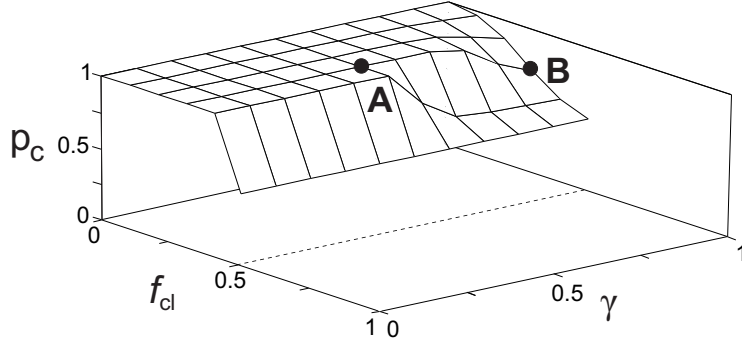


FIGURE 8. Probability of correct document evaluation p_c in a system with two cliques for various values of the fraction of clique members in the community, f_{cl} , and the factor, decreasing the probability of submitting authentic documents by clique members, γ . At $t = 0$, $R_6 = 0.4$, $Q_6 = 0.3$, and $U_6 = 0.3$, while all the other components R_k , Q_k , and U_k are equal to zero. $\alpha = \sigma = 0$. Details of the model behavior at points A and B are described in the text.

In accord with Proposition 6.1, in the states with $p_c = 1$, such as at point A of Fig.8, we have $R_{10} = 1 - 2f_{cl}$, $Q_0 = f_{cl}$, $U_0 = f_{cl}$. The system pushes regular agents into just two categories, with zero and 100% reputation. All clique members end up with zero reputation.

When $f_{cl} = 0.3$ and $\gamma = 1$ (Fig.8, point B) the evolution of the system is different. In the corresponding steady state there are clique members with non-zero and even 100% reputation. These members can be selected to serve as evaluators. Because of that there are many mistakes in document evaluation, $p_c \approx 0.7$.

7. Discussion

Most of the related work is done in the context of academic peer-reviewing and e-commerce.

Academic peer-review models are often considerably more complex compared to the presented model which makes direct comparison with our model challenging. They include academic-specific factors such as the resources available to researchers [12], reputation of a journal [13], impact of rational referees, who might not have incentives to see high quality publications other than their own [14], and so on. Nevertheless, these studies have ideas that could be applied to the model considered. In particular in [15], documents are evaluated by highly qualified ‘experts’, who make few mistakes, and less qualified ‘readers’, who make more mistakes. It has been shown that the evaluations by large numbers of readers (up to 100) have better accuracy compared to the evaluations obtained by several experts. The presented model can be generalized to include not three but any number of evaluators to exploit this mechanism.

Peer-to-peer interactions and associated reputation and trust models is a field that has a lot of interest because of online commerce (e.g. eBay and Amazon) [6,8,9,16–18], sharing economy (e.g. Uber, Lyft, AirBnB, Homeaway) [25], blockchain networks [26], and sharing resources and information [7,19]. The computational models of reputation and trust vary in how individuals interact and use the results of interactions. Most of this work is based on agent-based simulations. Theoretical results are rare. Our approach is most closely related to EigenTrust reputation management system in peer-to-peer networks [8]. In EigenTrust, peers accumulate global trust values from peer-to-peer interactions. Greater global trust values increase the chances of peers to evaluate others. In our model, not individuals but subsets of members who have the same value of reputation are considered. It makes the model more tractable analytically and computationally.

Mathematically, our model belongs to the class of compartmental models (see review [23]). Such models have been used in numerous contexts, from epidemiology [20] to the transport of pollutants in ecosystems [24]. The system in [22] is particularly related to the present study. It describes interactions between altruists and defectors. As in the model considered here, the model in [22] has a continuum of stable equilibrium states that are not asymptotically stable.

8. Conclusions and future work

We describe a model of a network community, in which fake and authentic documents, submitted by the community members, can be effectively evaluated by peers. The mechanism of evaluation is based on the intuition that judgment should be delegated to skilled and reputable evaluators. Similar mechanisms have been considered earlier [8], but as far as we know not in population models. The population model approach allowed us to explore possible dynamics of the community assuming large number of its members. In traditional agent-based simulations the size of model communities is limited.

The proposed model is flexible and can be developed in multiple ways. Some parameters should be refined on the basis of sociological studies. In particular here we set the probability of submitting authentic documents, $a(r)$, and the probability of correct evaluation of documents, $c(r)$, to be generic quadratic functions of the agent's reputation r . Further examination should determine for what values of the parameters α and σ , functions $a(r)$ and $c(r)$ approximate data in the best way. Second, it could be that some clique members are not totally preoccupied with the clique agenda, as assumed in the present model, but also submit and correctly evaluate generic documents. To what extent would this impact the model?

Other parameters of the model can be chosen by developers of the system. The presented results show that within a certain range of such parameters the model has the desired behavior. Future theoretical analyses, including global sensitivity analysis [27], may improve such choices. Analyses may show that performance of the model gets better if more than three evaluators evaluate every document, reveal the optimal number and distribution of reputation levels (potentially considering continuous distribution of reputations and partial differential equations), determine that the system functions better if earning reputation is harder than losing it, etc.

In the present study we model a closed system; similar systems are often considered in chemical kinetics. Adding new community members with certain rate will transform the system into an open system. It would be interesting to explore the changes of the mathematical properties of the system under this transformation.

Can a community modeled in the present study function in the real world? It depends on the extent to which the model assumptions are correct. Two assumptions can be met relatively easy. One is that all the documents are verifiable. For example, if the description says that the photo depicts an event happening at some place at some time then the image should have the corresponding EXIF-encoded GPS coordinates and time. GPS-connected smartphones and cameras get this information automatically. In a real-world community, an authentic document is also expected to be novel and not a copy or a slightly changed version of an already posted document. Current technologies allow to meet these requirements as well.

The second assumption is that the community members, selected to serve as evaluators, should really do it and do it quickly. This is a matter of the community discipline. Many journals demonstrate such a discipline is possible to maintain.

ACKNOWLEDGMENTS

The author is grateful to L. Ritter and anonymous reviewer for valuable comments. The idea of a network community with a decentralized evaluation mechanism to filter fake information is joint with E. Belyakov. It is part of our project of an

Internet resource for sharing, collecting and organizing event-related media information.

REFERENCES

- [1] C. Chen, K. Wu, V. Srinivasan, X. Zhang, Battling the internet water army: Detection of hidden paid posters, *Advances in Social Networks Analysis and Mining (ASONAM), 2013 IEEE/ACM International Conference on*, IEEE (2013), 116–120.
- [2] M. Balmas, When fake news becomes real, *Communication Research* **41** (2014), 430–454.
- [3] H. Allcott, M. Gentzkow, Social media and fake news in the 2016 election, Tech. rep., National Bureau of Economic Research (2017).
- [4] B. Nyhan, J. Reifler, P. A. Ubel, The hazards of correcting myths about health care reform, *Medical care* **51** (2013), 127–132.
- [5] I. Pinyol, J. Sabater-Mir, Computational trust and reputation models for open multi-agent systems: a review, *Artificial Intelligence Review* **40** (2013), 1–25.
- [6] L. Xiong, L. Liu, A reputation-based trust model for peer-to-peer e-commerce communities, *EEE International Conference on E-Commerce, 2003. CEC 2003.* (2003), 275–284.
- [7] A. B. Can, B. Bhargava, Sort: A self-organizing trust model for peer-to-peer systems, *IEEE transactions on dependable and secure computing* **10** (2013), 14–27.
- [8] S. D. Kamvar, M. T. Schlosser, H. Garcia-Molina, The eigentrust algorithm for reputation management in p2p networks, *WWW03* (2003), 640–651.
- [9] L. Mui, M. Mohtashemi, A. Halberstadt, A computational model of trust and reputation, *System Sciences, 2002. HICSS. Proceedings of the 35th Annual Hawaii International Conference on*, IEEE (2002), 2431–2439.
- [10] P. Hartman, *Ordinary Differential Equations*, Classics in Applied Mathematics (book 38), Society for Industrial and Applied Mathematics, 2nd edition, 2002.
- [11] V. I. Arnold, *Geometrical methods in the theory of ordinary differential equations*, vol. 250, Springer Science & Business Media, 2012.
- [12] J. B. Cabotà, F. Grimaldo, F. Squazzoni, Do editors have a silver bullet? an agent-based model of peer review, *European Conference on Modelling and Simulation (ECMS 2014)* (2014), 725–731.
- [13] M. Kovanis, R. Porcher, P. Ravaud, L. Trinquart, Complex systems approach to scientific publication and peer-review system: development of an agent-based model calibrated with empirical journal data, *Scientometrics* **106** (2016), 695–715.
- [14] S. Thurner, R. Hanel, Peer-review in a world with rational scientists: Toward selection of the average., *arXiv:1008.4324v1* (2011), 1–5.
- [15] D. M. Herron, Is expert peer review obsolete? a model suggests that post-publication reader review may exceed the accuracy of traditional peer review, *Surgical Endoscopy* **26** (2012), 2275–2280.
- [16] F. Hendriks, K. Bubendorfer, R. Chard, Reputation systems: A survey and taxonomy, *Journal of Parallel and Distributed Computing* **75** (2015), 184–197.
- [17] P. Resnick, K. Kuwabara, R. Zeckhauser, E. Friedman, Reputation systems, *Commun. ACM* **43** (2000), 45–48.
- [18] G. Zacharia, P. Maes, Trust management through reputation mechanisms, *Applied Artificial Intelligence* **14** (2000), 881–907.

- [19] D. Chatzopoulos, M. Ahmadi, S. Kosta, P. Hui, Openrp: a reputation middleware for opportunistic crowd computing, *IEEE Communications Magazine* **54** (2016), 115–121.
- [20] H. W. Hethcote, The mathematics of infectious diseases, *SIAM Review* **42** (2000), 599–653.
- [21] D. M. Abrams, H. A. Yapel, R. J. Wiener, Dynamics of social group competition: Modeling the decline of religious affiliation, *Phys. Rev. Lett.* **107** (2011), 088701.
- [22] H. Brandt, K. Sigmund, Indirect reciprocity, image scoring, and moral hazard, *Proceedings of the National Academy of Sciences of the United States of America* **102** (2005), 2666–2670.
- [23] J. B. Bassingthwaight, E. Butterworth, B. Jardine, G. M. Raymond, Compartmental modeling in the analysis of biological systems, in: *Computational Toxicology: Volume 1*, (Ed: Brad Reisfeld and Arthur N. Mayeno), Springer, 2012.
- [24] H. Gydesen, Time Integrated Compartment Models, *Methods for assessing exposure of human and non-human biota* **5** (1991), 151–162.
- [25] A. Querbes, Banned from the sharing economy: an agent-based model of a peer-to-peer marketplace for consumer goods and services, *Journal of Evolutionary Economics* (2017), 1–33.
- [26] N. B. Truong, T. Um, B. Zhou, G. M. Lee, Strengthening the Blockchain-based Internet of Value with Trust, *2018 IEEE International Conference on Communications (ICC)* (2018), 1–7.
- [27] S. Marino, I. B. Hogue, C. J. Ray, D. E. Kirschner, A methodology for performing global uncertainty and sensitivity analysis in systems biology, *Journal of theoretical biology* (2008), 178–196.