

A COMPUTERISED CLASSIFICATION OF SOME ALMOST MINIMAL TRIANGLE-FREE RAMSEY GRAPHS

OLIVER KRÜGER

ABSTRACT. A graph G is called a $(3, j, n)$ -minimal Ramsey graph if it has the least amount of edges, $e(3, j, n)$, given that G is triangle-free, the independence number $\alpha(G) < j$ and that G has n vertices. Triangle-free graphs G with $\alpha(G) < j$ and where $e(G) - e(3, j, n)$ is small are said to be almost minimal Ramsey graphs.

We look at a construction of some almost minimal Ramsey graphs, called H_{13} -patterned graphs. We make computer calculations of the number of almost minimal Ramsey triangle-free graphs that are H_{13} -patterned. The results of these calculations indicate that many of these graphs are in fact H_{13} -patterned. In particular, all but one of the connected $(3, j, n)$ -minimal Ramsey graphs for $j \leq 9$ are indeed H_{13} -patterned.

1. INTRODUCTION

In this report we introduce the notion of a type of small directed graphs, called *crochet patterns*, due to J. Backelin (see [2]) from which one can build (using a recursive procedure implemented on a computer) larger graphs with interesting properties. The graphs that we are interested in are graphs that are either minimal Ramsey graphs or close to being so.

Let $G = (V, E)$ be a graph (unless otherwise stated a graph will mean a simple undirected graph). Let $n(G)$ and $e(G)$ denote the number of vertices and edges of G , respectively. The *clique number* of G , $\omega(G)$, is the maximum size of a complete subgraph of G . The *independence number* of G , $\alpha(G)$, is the maximum size of an independent set of vertices in G .

An (i, j, n, e) -graph is a graph G such that $\omega(G) < i$, $\alpha(G) < j$, $n(G) = n$ and $e(G) = e$. An (i, j, n) -graph is a graph that is an (i, j, n, e) -graph for some $e \in \mathbb{N}$ and an (i, j) -graph is a graph that is an (i, j, n) -graph for some $n \in \mathbb{N}$. Ramsey's theorem states that for all i, j there is some n such that there are no (i, j, n) -graphs. The least such n is the (two-colour) *Ramsey number*, $R(i, j)$. The (i, j) -graphs are sometimes called Ramsey graphs.

Let $e(i, j, n)$ denote the minimum number of edges in an (i, j, n) -graph. Note that the values $e(i, j, n)$ determines the Ramsey numbers since $R(i, j) = \min\{n \in \mathbb{N} \mid e(i, j, n) = \infty\}$. These numbers are called the *minimum edge-numbers*. The $(i, j, n, e(i, j, n))$ -graphs are called *minimal Ramsey graphs*.

In this report we will focus on the construction of graphs that are either minimal Ramsey graphs or which are (i, j, n, e) -graphs for which $e - e(i, j, n)$ is small, where $i = 3$. All graphs we consider will therefore be assumed to be triangle-free.

Date: September 13, 2018.

Key words and phrases. Extremal graph, minimal Ramsey graph, triangle-free graph, H_{13} -patterned graph, computer enumeration, crochet pattern, stitch.

$(3, j; n, e)$	$e - e(3, j; n)$	# of $(3, j; n, e)$ -graphs	H_{13} -patterned	unpatterned
$(3, 6; 16, 32)$	0	5	4	1
$(3, 7; 19, 37)$	0	11	11	0
$(3, 7; 20, 44)$	0	15	15	0
$(3, 7; 21, 51)$	0	4	4	0
$(3, 8; 23, 49)$	0	102	102	0
$(3, 8; 24, 56)$	0	51	51	0
$(3, 9; 26, 54)$	2	444	436	8
$(3, 9; 27, 61)$	0	700	700	0
$(3, 9; 28, 68)$	0	126	126	0
$(3, 10; 29, 59)$	1	1364	1304	60
$(3, 10; 30, 66)$	0	5084	5082	2
$(3, 10; 31, 73)$	0	2657	2657	0
$(3, 11; 32, 64)$	1^1	$\geq 3950^2$	3403	≥ 547

TABLE 1. Table of some highlights of the counts of H_{13} -patterned graphs compared to the known Ramsey-minimal graphs.

B. McKay has computed all $(3, 4)$ -, $(3, 5)$ - and $(3, 6)$ -graphs, which are available online at [5]. We will compare the lists of graphs we compute with these lists in the case when we construct $(3, j)$ -graphs for $4 \leq j \leq 6$.

Moreover, J. Goedgebeur and S.P. Radziszowski have computed all the minimal $(3, 7)$ -, $(3, 8)$ -, $(3, 9)$ - and $(3, 10)$ -graphs and several more (possibly incomplete) lists of $(3, j)$ -graphs for $j \geq 11$ (see [3]). Their lists of graphs are available online at [8]. Also these lists will be used for comparison with those we compute.

We have summarised some highlights of the result in Table 1. We will see that for some specific values of j, e and n we have that many of the $(3, j; n, e)$ -graphs are H_{13} -patterned (in the sense that they can be obtained by a H_{13} -decorated pattern, which we define in the next section).

2. CROCHET PATTERNS AND PATTERNED GRAPHS

This description of patterned graphs is as far as we know invented by Backelin, and all the notions in this section is purely due to him and is taken from his work in [2]. What is presented here is only a particular specialisation of a more general framework. We just give the parts that are needed to explain how the patterned graphs that are enumerated in Table 1 and the tables in the appendix were computer-generated.

2.1. Stitches. The graphs that we are interested in are such that they may be defined by a sequence of so called stitches from the empty graph. We have several types of stitches, the most fundamental of which is the d -stitch, which is a form of

¹That $e(3, 11; 32) \geq 63$ was proved by A. Lesser in [4]. That this inequality is in fact an equality is shown in [2].

²This is possibly less than the actual number of $(3, 11; 32, 64)$ -graphs. The 3950 known ones are either patterned (3403 of these), two disjoint copies of $(3, 6; 16, 32)$ -graphs, at least one component being the unpatterned one (5 of these), or a union of a H_{13} (1 orbit) with a $(3, 7; 19, 37)$ -graph (total of 140 orbits) with an extra edge between the two (140 of these), or $H_{13} + G'$ where G' is one of the $(3, 7; 19, 38)$ -graphs that are not H_{13} -patterned (402 of these).

generalised d -extension (in the sense of Radziszowski and Kreher in [9]). By G_v we denote the graph obtained from the graph G by removing the vertex $v \in V(G)$, all neighbours of v and all edges incident to those vertices. A d -stitch is a pair (G, v) where G is some graph and $v \in V(G)$, such that $\deg(v) = d$, $\alpha(G_v) = \alpha(G) - 1$ but $\alpha(G - vu) > \alpha(G)$ for all $vu \in E(G)$.

For example, the path with two vertices, P_2 , is a 1-stitch of the empty graph.

The idea is to study how the graph G can be constructed from the graph G_v in such a way that this is done by adding “many” vertices, but only a “few” new edges. The procedure described below is an attempt to make this philosophy concrete.

A subset of vertices $M \subseteq V(G)$ of a graph G is called a *destabiliser* if every maximum independent set of G intersects M , i.e. the induced subgraph on $V(G) \setminus M$ has a lower independence number than G . A destabiliser is said to be *minimal* if there is no destabiliser properly contained in it.

If (G, v) is a d -stitch we call G the *stitch-graph* and v the *apex* of the stitch. Let $N_i(x)$ denote the set of vertices at distance exactly i from $x \in V(G)$. The set $N_2(v) \subseteq V(G)$ is then called the *base* of the stitch.

If (G, v) is a 2-stitch then $N_2(v)$ induces a bipartite graph (each part being adjacent to different neighbours of v) which is a destabiliser of G_v . In fact, if H contains a bipartite minimal destabiliser $M \subseteq V(H)$, this set can be used as the base of some 2-stitch, (G, v) where $G_v = H$. In this case we denote the stitch-graph G by $\text{cr}_2(H, M)$.

A graph H is called edge-critical if $\alpha(H - e) > \alpha(H)$ for all $e \in E(H)$. Since H is triangle-free the set of vertices $N[u] := N_1(u) \cup \{u\}$ is a bipartite graph for all $u \in V(H)$. If, in addition, H is an edge-critical graph then it is easily seen that $N[u]$ is a minimal destabiliser of H . Furthermore, we then denote $\text{cr}_2(H, N[u])$ by $\text{cr}_2(H, u)$. In this case there is also a unique neighbour of the apex of the stitch which is adjacent to u , which we name the *coapex* of the stitch.

2.1.1. *Other kinds of stitches.* Suppose $M_1 = A_1 \cup B_1$ and $M_2 = A_2 \cup B_2$ are two disjoint bipartite subsets of $V(G)$. Assume moreover that if only one of A_i and B_i contains exactly one vertex, then it is A_i . We define a C_4 *stitch-graph* G' from G by adding four new vertices to G , $\{c_1, c_2, c_3, c_4\}$, that form a cycle of length four (with $c_1c_3 \notin E(G')$). Also add edges from c_i to all vertices in A_i and from c_{i+2} to all vertices in B_i for $i \in \{1, 2\}$. The resulting graph G' is denoted by $\text{cr}_{C_4}(G; M_1, M_2)$. The quintuple $(\text{cr}_{C_4}(G; M_1, M_2), c_1, c_2, c_3, c_4)$ is called a C_4 *stitch* of G and $\text{cr}_{C_4}(G; M_1, M_2)$ is called the *stitch-graph* of the C_4 stitch. With this definition c_2 is said to be the *apex* of the C_4 stitch and c_1 the *coapex*.

Now, instead suppose that we have three disjoint bipartite subsets of $V(G)$, say $M_1 = A_1 \cup B_1$, $M_2 = A_2 \cup B_2$ and $M_3 = A_3 \cup B_3$. As above we assume that if M_i induces a $K_{1,\ell}$ in G for some $\ell \geq 2$, then A_i is the part of size one. We define a *triangular stitch-graph* G' from G by adding the vertices $\{v_i \mid i \in [5]\}$ to G and edges $v_1v_2, v_1v_3, v_1v_4, v_1v_5$ together with all edges possible between the following pairs of sets of vertices: $(\{v_2\}, A_1)$, $(\{v_2\}, A_2)$, $(\{v_2\}, A_3)$, $(\{v_3\}, B_1)$, $(\{v_4\}, B_2)$ and $(\{v_5\}, B_3)$. The graph G' formed in such a way is denoted by $\text{cr}_\Delta(G; M_1, M_2, M_3)$. The sextuple $(\text{cr}_\Delta(G; M_1, M_2, M_3), v_1, v_2, v_3, v_4, v_5)$ is called a *triangular stitch* of G . In this situation call v_1 the *apex* and v_2 the *coapex* of the triangular stitch.

For our final kind of special stitch we, as above, have three disjoint bipartite subsets, M_1 , M_2 and M_3 , subject to the same conditions. We form the $K_{2,3}$ *stitch-graph* G' from G by adding five new vertices $\{v_i \mid i \in [5]\}$ to G and edges

$v_1v_3, v_1v_4, v_1v_5, v_2v_3, v_2v_4, v_2v_5$. Furthermore we add all edges between the pairs $(\{v_1\}, A_1), (\{v_2\}, B_1), (\{v_3\}, A_2), (\{v_4\}, B_2), (\{v_4\}, A_3), (\{v_5\}, B_3)$ and $(\{v_3\}, A_3)$. Denote by $\text{cr}_{K_{2,3}}(G; M_1, M_2, M_3)$ the graph G' . At last we say that the sextuple $(\text{cr}_{K_{2,3}}(G; M_1, M_2, M_3), v_1, v_2, v_3, v_4, v_5)$ is a $K_{2,3}$ *stitch* of G . In this case we may call v_1 the *apex* of the stitch. We have no need to label any of the vertices as the coapex.

In all the above notation we, as for d -stitches, may just write $u \in V(G)$ instead of M_i in the cr -notation if $M_i = N[u]$ with $A_i = \{u\}$.

All the stitches described are part of a more general theory of stitches and patterns (studied in [2]) which we will not go into here.

2.2. Patterned graphs. A *pattern* is (or will here be taken to mean) a connected triangle-free graph of maximum valency at most three together with some directions assigned to edges that are incident to trivalent vertices, with the property that each trivalent vertex has out-valency 1 or 3 (and no edge has more than one direction). The proposition that there is a directed edge in the pattern from the vertex p to the vertex q we write as $p \rightarrow q$.

Now we go on to describe how to generate a graph (unique up to isomorphism) from a given pattern \mathcal{P} . It can be shown, but is not shown here (see [2] for more details), that any of the apparent choices made in the construction of the graph do not matter, since the resulting graphs will always belong to the same isomorphism class. There are also some claims of existence of certain local substructures in the recursive step of defining a graph. That these structures exist, and are unique if claimed to be, may be shown by induction, but is not done here either.

Order the vertices $V(\mathcal{P}) = \{p_1, p_2, \dots, p_n\}$ in any order. We will recursively construct a graphs G_ℓ and maps

$$\begin{aligned} \text{apex}_\ell &: \{p_1, \dots, p_\ell\} \rightarrow V(G_\ell) \\ \text{coapex}_\ell &: \{p_1, \dots, p_\ell\} \rightarrow V(G_\ell) \cup \{\emptyset\} \\ \text{active}_\ell &: \{p_1, \dots, p_\ell\} \rightarrow \{S \subseteq V(G_\ell) \mid |S| \leq 2\} \\ \text{faces}_\ell &: \{(p_i, x) \mid p_i \in \{p_1, \dots, p_\ell\}, x \in \text{active}_\ell(p_i)\} \rightarrow \{p_1, \dots, p_\ell\} \cup \{\emptyset\}. \end{aligned}$$

The maps are used to keep track of the local structure in the graph G_ℓ and determines how we compute the next graph $G_{\ell+1}$. We want to use some stitch to achieve this, and the maps determines what base sets can be used for the stitch. We call vertices in G_ℓ in the images of active_ℓ -maps *active* vertices. We say that an active G_ℓ -vertex x at some pattern vertex p *faces* another pattern vertex q if $\text{faces}_\ell(p, x) = q$.

Define $\mathcal{P}_k = \{p_1, \dots, p_k\}$ with $\mathcal{P}_0 = \emptyset$. Let $\text{deg}_k(p)$ denote the valency of vertex p in the induced subpattern of \mathcal{P} on the vertices $\{p_1, \dots, p_k\}$.

Case 1: If $\text{deg}_k(p_k) = 0$ then we recursively define the graph G_k and the maps apex_k , coapex_k , active_k and faces_k as follows.

- (i) $G_k = G_{k-1} + P_2 = \text{cr}_1(G_{k-1}, \emptyset)$. Suppose that $\{v_1, v_2\} = V(G_k) \setminus V(G_{k-1})$.
- (ii) $\text{apex}_k(p_k) = v_1$, and $\text{apex}_k|_{\mathcal{P}_{k-1}} = \text{apex}_{k-1}$.
- (iii) $\text{coapex}_k(p_k) = v_2$, and $\text{coapex}_k|_{\mathcal{P}_{k-1}} = \text{coapex}_{k-1}$.
- (iv) $\text{active}_k(p_k) = \{v_1, v_2\}$, and $\text{active}_k|_{\mathcal{P}_{k-1}} = \text{active}_{k-1}$.
- (v) $\text{faces}_k(p_k, u) = \emptyset$ for both $u \in \text{active}_k(p_k)$.

Case 2: If $\text{deg}_k(p_k) = 1$, say p_ℓ is the neighbour of p_k in \mathcal{P} with $\ell < k$, and $\text{deg}_k(p_\ell) = 1$ then we define the graph G_k and the maps as follows.

- (i) $G_k = \text{cr}_2(G_{k-1}, \text{coapex}_{k-1}(p_\ell))$. Suppose that v_1 is the apex, and v_2 the coapex, of the 2-stitch.
- (ii) $\text{apex}_k(p_k) = v_1$, $\text{apex}_k|_{\mathcal{P}_{k-1}} = \text{apex}_{k-1}$.
- (iii) $\text{coapex}_k(p_k) = v_2$, and $\text{coapex}_k|_{\mathcal{P}_{k-1}} = \text{coapex}_{k-1}$.
- (iv) $\text{active}_k(p_k) = \{v_1, v_2\}$, and $\text{active}_k|_{\mathcal{P}_{k-1}} = \text{active}_{k-1}$.
- (v) $\text{faces}_k(p_k, v_1) = \emptyset$, $\text{faces}_k(p_k, v_2) = p_\ell$, $\text{faces}_k(p_\ell, \text{coapex}_{k-1}(p_\ell)) = p_k$,
 $\text{faces}_k(p_\ell, \text{apex}_{k-1}(p_\ell)) = \emptyset$ and $\text{faces}_k(p, x) = \text{faces}_{k-1}(p, x)$ for all $p \in \mathcal{P}_k \setminus \{p_k, p_\ell\}$ and $x \in \text{active}_{k-1}(p)$.

Note that we then end up with a C_5 -component in G_k containing the apices and coapices of p_k and p_ℓ . The apices are at distance two in the component while the coapices are adjacent and are facing the opposite vertex in $\{p_k, p_\ell\}$ (to which it is the coapex for).

Case 3: If p_k and p_ℓ are as in Case 2, except for that $\deg_k(p_\ell) > 1$. Exactly one of the following four cases then holds.

- (C1) $\begin{cases} \deg_k(p_\ell) = 2 \text{ or} \\ (\deg_k(p_\ell) = 3, \text{outdeg}(p_\ell) = 1, \text{ say } p_\ell \bullet \rightarrow p_i, i < k, \text{ and} \\ \text{faces}_{k-1}(p_\ell, \text{apex}_{k-1}(p_\ell)) = p_i \end{cases}$
- (C2) $\deg_k(p_\ell) = 3 \text{ and } \text{outdeg}(p_\ell) = 3$
- (C3) $\begin{cases} \deg_k(p_\ell) = 3, \text{outdeg}(p_\ell) = 1, \text{ say } p_\ell \bullet \rightarrow p_i, i < k, \text{ and} \\ \text{faces}_{k-1}(p_\ell, \text{coapex}_{k-1}(p_\ell)) = p_i \end{cases}$
- (C4) $\deg_k(p_\ell) = 3, \text{outdeg}(p_\ell) = 1, p_\ell \bullet \rightarrow p_k$

We define the graph G_k and the maps recursively as follows.

- (i) $G_k = \text{cr}_2(G_{k-1}, M)$, where M is determined by the cases above. In case (C1) we set $M = \text{apex}_{k-1}(p_\ell)$ (or equivalently $M = N_{G_{k-1}}[\text{apex}_{k-1}(p_\ell)]$) and in case (C3) we take $M = \text{coapex}_{k-1}(p_\ell)$. In cases (C2) and (C4) there is a unique 4-cycle, C_{p_ℓ} , through $\text{apex}_{k-1}(p_\ell)$. In case (C4) let $M = C_{p_\ell}$ be this cycle and in case (C2) let M be the uniquely determined path of length four in G_{k-1} that contains $\text{apex}_{k-1}(p_\ell)$ and $\text{coapex}_{k-1}(p_\ell)$ but no other vertex of C_{p_ℓ} .
- (ii) $\text{apex}_k(p_k) = v_1$, where v_1 is the apex of the 2-stitch for which G_k is the stitch-graph in the definition of G_k . $\text{apex}_k|_{\mathcal{P}_{k-1}} = \text{apex}_{k-1}$.
- (iii) $\text{coapex}_k(p_k) = \emptyset$ in cases (C2) and (C4) and $\text{coapex}_k(p_k) = v_2$ where v_2 is the coapex of the 2-stitch, by which we defined G_k , in the other two cases (which in these cases is defined). $\text{coapex}_k|_{\mathcal{P}_{k-1}} = \text{coapex}_{k-1}$.
- (iv) $\text{active}_k(p_k) = \{v_1\}$ in cases (C2) and (C4) but $\text{active}_k(p_k) = \{v_1, v_2\}$ in the other two cases. If $\deg_k(p_\ell) = 3$ then $\text{active}_k(p_\ell) = \emptyset$, and if furthermore $p_\ell \bullet \rightarrow p_i$ with $\text{faces}_{k-1}(p_i, v) = p_\ell$ for some $v \in \text{active}_{k-1}(p_i)$ then $\text{active}_k(p_i) = \text{active}_{k-1}(p_i) \setminus \{v\}$. For all other $p \in \mathcal{P}_{k-1}$ let $\text{active}_k(p) = \text{active}_{k-1}(p)$.
- (v) $\text{faces}_k(p_k, v_1) = \emptyset$ in all four cases, and $\text{faces}_k(p_k, v_2) = p_\ell$, in cases (C1) and (C3). If $\deg_k(p_\ell) \neq 2$, then $\text{faces}_k(p, x) = \text{faces}_{k-1}(p, x)$ for all $p \in \mathcal{P}_{k-1}$ and $x \in \text{active}_{k-1}(p)$. On the other hand if $\deg_k(p_\ell) = 2$, then $\text{faces}_k(p_\ell, \text{apex}_{k-1}(p_\ell)) = p_k$ but similarly $\text{faces}_k(p, x) = \text{faces}_{k-1}(p, x)$ for all $p \in \mathcal{P}_{k-1}$ and $x \in \text{active}_{k-1}(p)$ such that $x \neq \text{apex}_{k-1}(p_\ell)$.

For the remaining three cases, cases 4-6, the induced maps $f|_{\mathcal{P}_{k-1}}$ are defined recursively in the exact same way as in cases 2 and 3 (the $\deg_k(p_k) = 1$ -cases), for

$f \in \{\text{apex}_k, \text{coapex}_k, \text{active}_k\}$. Also $\text{faces}_k |_{\mathcal{P}_k \times V(G_k)}$ is determined in the same way as in those cases.

Case 4: If $\deg_k(p_k) = 2$, say p_{ℓ_1} and p_{ℓ_2} are the neighbours of p_k in \mathcal{P} with $\ell_1, \ell_2 < k$. We assume that $\deg_k(p_{\ell_1}) \leq \deg_k(p_{\ell_2})$ and if $\deg_k(p_{\ell_1}) = \deg_k(p_{\ell_2}) = 3$ but only one of p_{ℓ_1} and p_{ℓ_2} has a directed edge to p_k , then let it be p_{ℓ_1} , i.e. we then have $p_{\ell_1} \bullet \rightarrow p_k$.

We define the graph G_k and the maps recursively as follows.

(i) $G_k = \text{cr}_{C_4}(G_{k-1}; M_1, M_2)$ is defined to be the stitch-graph of a C_4 stitch $(G_k, c_1, c_2, c_3, c_4)$ where bipartite subsets M_1 and M_2 are determined for p_{ℓ_1} and p_{ℓ_2} , respectively, in the exact same way as M was determined for p_ℓ in Case 3.

(ii) $\text{apex}_k(p_k) = c_2$.

(iii)

$$\text{coapex}_k(p_k) = \begin{cases} c_1, & \text{if } \deg_k(p_{\ell_1}) < 3 \text{ or } \deg_k(p_{\ell_2}) < 3 \\ \emptyset, & \text{otherwise.} \end{cases}$$

(iv) $\text{active}_k(p_k) = \emptyset$ if $\deg_k(p_{\ell_1}) = \deg_k(p_{\ell_2}) = 3$, and $p_{\ell_i} \bullet \rightarrow p_k$ for both $i \in [2]$. $\text{active}_k(p_k) = \{c_2\}$ if $\deg_k(p_{\ell_1}) = \deg_k(p_{\ell_2}) = 3$ but not both p_{ℓ_1} and p_{ℓ_2} have a directed edge to p_k . $\text{active}_k(p_k) = \{c_1\}$ if $\deg_k(p_{\ell_1}) \neq \deg_k(p_{\ell_2}) = 3$ and $p_{\ell_2} \bullet \rightarrow p_k$. In all other cases we set $\text{active}_k(p_k) = \{c_1, c_2\}$.

(v) For all $i \in [2]$ and $u \in \text{active}_k(p_k)$ we set

$$\text{faces}_k(p_k, u) = \begin{cases} p_{\ell_i}, & \text{if } u \in N_{G_k}(M_i) \\ \emptyset, & \text{otherwise.} \end{cases}$$

Case 5: If $\deg_k(p_k) = 3$ and $\text{outdeg}(p_k) = 3$ suppose that p_{ℓ_1} , p_{ℓ_2} and p_{ℓ_3} are the three neighbours of p_k in \mathcal{P} . We define the graph G_k and the maps by the following.

(i) $G_k = \text{cr}_\Delta(G_{k-1}; x_1, x_2, x_3)$ is defined as the triangular stitch-graph to a triangular stitch $(G_k, v_1, v_2, v_3, v_4, v_5)$, where

$$x_i = \begin{cases} \text{apex}_{k-1}(p_{\ell_i}), & \text{if (C1) holds for } p_{\ell_i} \\ \text{coapex}_{k-1}(p_{\ell_i}), & \text{if (C3) holds for } p_{\ell_i}, \end{cases}$$

for all $i \in [3]$. This is well defined, since in this case either (C1) or (C3) must hold for all the neighbours of p_k .

(ii) $\text{apex}_k(p_k) = v_1$, the apex of the triangular stitch.

(iii) $\text{coapex}_k(p_k) = v_2$, the coapex of the triangular stitch.

(iv) $\text{active}_k(p_k) = \emptyset$.

(v) $\text{faces}_k(p_k, \cdot)$ is the empty function since it has domain $\text{active}_k(p_k) = \emptyset$.

Case 6: Finally, if $\deg_k(p_k) = 3$ and $\text{outdeg}(p_k) = 1$ suppose that p_{ℓ_1} , p_{ℓ_2} and p_{ℓ_3} are the three neighbours of p_k in \mathcal{P} , and that $p_k \bullet \rightarrow p_{\ell_3}$. We then define the graph G_k and the maps by the following.

(1) $G_k = \text{cr}_{K_{2,3}}(G_{k-1}; M_1, M_2, x_3)$ is defined to be the stitch-graph of a $K_{2,3}$ stitch $(G_k, v_1, v_2, v_3, v_4, v_5)$, where M_1 and M_2 are bipartite subsets that are determined for p_{ℓ_1} and p_{ℓ_2} , respectively, in the same way as M was determined for p_ℓ in Case 3. The vertex x_3 is determined in the same way as in Case 5.

(2) $\text{apex}_k(p_k) = v_1$, the apex of the $K_{2,3}$ stitch.

(3) $\text{coapex}_k(p_k) = \emptyset$.

- (4) $\text{active}_k(p_k) = \emptyset$.
- (5) $\text{faces}_k(p_k, \cdot)$ is the empty function since it has domain $\text{active}_k(p_k) = \emptyset$.

This completes the recursive definition of G_k and the maps apex_k , coapex_k , active_k and faces_k .

We will now remark on how the number of vertices, number of edges and the independence number of $G = G_n$ is determined from the pattern \mathcal{P} on $\{p_1, \dots, p_n\}$. By showing that each of the stitches in the recursive construction of G are based at minimal destabilisers it can be proven that $\alpha(G_k) = \alpha(G_{k-1}) + 1$. Hence $\alpha(G) = n = n(\mathcal{P})$, the number of vertices in the pattern. Note also that none of the stitches may introduce triangles into the graph and therefore G is triangle-free.

It is not difficult to verify that $n(G) = 2n + e(\mathcal{P})$ and $e(G) = n + 2e(\mathcal{P}) + \frac{1}{2} \sum_{p \in V(\mathcal{P})} \deg(p)^2$. The first identity can be verified by checking that $n(G_k) - n(G_{k-1}) = 2 + \deg_k(p_k)$ in all of the six cases. The second identity can be shown by first showing that in cases (C1) and (C3) with $\deg_k(p_\ell) = 3$ we must have that $\text{apex}_{k-1}(p_\ell)$ and $\text{coapex}_{k-1}(p_\ell)$, respectively, are trivalent in G_{k-1} . Then one verifies the identity by showing that $e(G_k) - e(G_{k-1}) = 1 + \sum_{p \in N(p_k)} \deg_k(p) + \frac{1}{2} \deg_k(p_k)^2 + \frac{3}{2} \deg_k(p_k)$ in each of the six cases.

2.2.1. H_{13} -decorated patterned graphs. A H_{13} -decorated pattern (or just H_{13} -pattern) $(\mathcal{P}, \mathcal{H})$ consists of an ordinary pattern \mathcal{P} and a set of hyperedges $\mathcal{H} \subseteq \binom{V(\mathcal{P})}{4}$ of size four such that:

- (i) If $H \in \mathcal{H}$ then H induces a C_4 in \mathcal{P} .
- (ii) If $H \in \mathcal{H}$ then $e(H, V(\mathcal{P}) \setminus H) \leq 1$.
- (iii) If $H \in \mathcal{H}$ contains a vertex v which is trivalent in \mathcal{P} , then $\text{outdeg}(v) = 1$.

The second condition can be relaxed to get more general patterns. These will however not be considered here. These patterns are named after the unique $(3, 5; 13, 26)$ -graph, which is of special interest within Ramsey theory and is commonly known as H_{13} . H_{13} can be described as the circulant graph on vertices $\{v_0, v_1, \dots, v_{12}\}$ such that all there is an edge between v_i and v_j if their indices differ by a number which is congruent to either 1 or 5 modulo 13. This graph is illustrated in Figure 1.

We will now give a description of how to obtain a H_{13} -patterned graph from a H_{13} -pattern. First form an *auxiliary ordinary pattern* \mathcal{P}' from $(\mathcal{P}, \mathcal{H})$ by contracting each $H \in \mathcal{H}$ to a single vertex v_H . If there is an edge directed outward from H in \mathcal{P} , then we make this edge undirected in \mathcal{P}' . This forms an ordinary pattern on $k = n(\mathcal{P}) - 3|\mathcal{H}|$ vertices. We may then recursively compute the patterned graph G_k from pattern \mathcal{P}' by the procedure described above.

Let $u_{H,1}$ and $u_{H,2}$ be the apex and coapex of v_H in G_k , respectively. If the coapex is not defined (i.e. $\text{coapex}_k(v_H) = \emptyset$) take $u_{H,2}$ to be any neighbour of $u_{H,1}$ in G_k . The idea is now to make a H_{13} -decoration at each of the vertices v_H by adding for each such vertex 11 new vertices $w_{H,1}, \dots, w_{H,11}$ to G_k , forming the new graph G , in such a way that

- (i) $\{u_{H,1}, u_{H,2}, w_{H,3}, w_{H,4}, \dots, w_{H,13}\}$ induce a H_{13} in G , in the manner as specified in Figure 1.
- (ii) If there is an directed edge outward from H in \mathcal{P} : For every vertex $w \in N_{G_k}(u_{H,1})$ there is an edge $w_{H,7}w \in E(G)$, and for every vertex $w \in N_{G_k}(u_{H,2})$ there are edges $w_{H,6}w \in E(G)$ and $w_{H,9}w \in E(G)$.

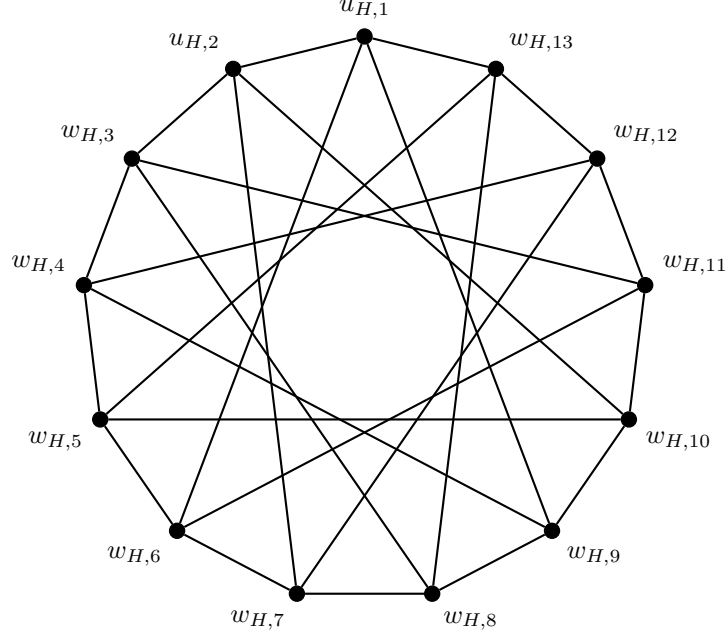


FIGURE 1. The induced graph H_{13} , which is the unique $(3, 5; 13, 26)$ -graph.

- (iii) If there is no directed edge outward from H in \mathcal{P} : For every vertex $w \in N_{G_k}(u_{H,2})$ there are edges $w_{H,6}w, w_{H,13}w, w_{H,9}w \in E(G)$.
- (iv) $e(G)$ is as small as possible satisfying the above conditions.

The case (ii) from above corresponds to a stitch from the H_{13} based at a bipartite minimal destabiliser which induces a $K_{2,3}^-$ -graph ($K_{2,3}^-$ is the graph obtained from $K_{2,3}$ by removing one edge). The other possibility, (iii), corresponds to a stitch from the H_{13} based at $N[u_{H,1}]$.

One can verify that now we get $n(G) = 2n(\mathcal{P}) + e(\mathcal{P}) + |\mathcal{H}|$, $\alpha(G) = n(\mathcal{P})$. Moreover, one can show that each H_{13} -patterned graph corresponds uniquely up to isomorphism to a H_{13} -pattern. The description of H_{13} -patterned graphs as described here may seem quite artificial. One can fit these more naturally into a general framework of patterned graphs (see [2]), but this complicates the description somewhat and is therefore not done in this report.

3. COMPUTATION

To obtain the values in Table 1 and the tables in the appendix we used a computer program written in C which heavily relies on the `nauty` package (see [6] and [7]) by B. McKay.

The program works by first by using the `geng` utility from `nauty` to first generate all triangle-free connected graphs with maximum valency at most three. Then we generate all auxiliary patterns with these graphs as their underlying graphs (the graphs we get by removing directions from edges in a pattern). Using `nauty:s`

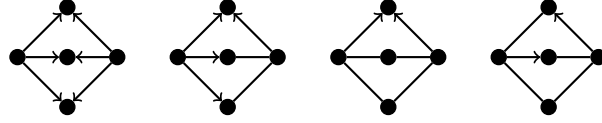


FIGURE 2. The four possible patterns where $|\mathcal{H}| = 0$.

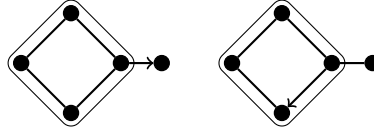


FIGURE 3. The two possible patterns where $|\mathcal{H}| = 1$.

canonical labelling one can make sure that one gets a list of only non-isomorphic patterns.

From each H_{13} -pattern obtained in such a way we compute the unique corresponding H_{13} -patterned graph by following the recursive procedure from Section 2.2.

The result of this computation of all patterned $(3, k)$ -graphs and the C-code of the program that was used to compute them are available upon request to the author.

We, in Appendix A, count the number of H_{13} -patterned graphs for $(3, k)$, $k \leq 12$ obtained in this way.

4. EXAMPLE: PATTERNED AND NON-PATTERNED $(3, 6; 16, 32)$ - AND $(3, 6; 16, 33)$ -GRAPHS

Since the general abstract description above is quite technical we here give example calculations of how one obtains the four H_{13} -patterned $(3, 6; 16)$ -graphs. We start by determining the possible underlying graphs of patterns that correspond to $(3, 6; 16)$ -graphs.

If $(\mathcal{P}, \mathcal{H})$ is an H_{13} -pattern that corresponds to a $(3, 6; 16)$ -graph, G , then $k = 5 = n(\mathcal{P})$. So in particular \mathcal{H} contains 0 or 1 hyperedge (since the pattern can not contain more than one cycle of length four). The underlying graph of the pattern (which in this case is an ordinary pattern) should contain $\frac{1}{2}(n(G) - n(\mathcal{P})) = 6$ edges if $|\mathcal{H}| = 0$ and 5 edges if $|\mathcal{H}| = 1$. There is only one connected triangle-free graph with maximum valency at most three with five vertices and four edges, namely $K_{2,3}$. This is therefore the only possible underlying graph of an ordinary pattern, i.e. if $|\mathcal{H}| = 0$. In the case that $|\mathcal{H}| = 1$ the underlying graph of the pattern should have five edges and a cycle of length four, the only possible graph is then $K_{2,3}^-$.

In the case $|\mathcal{H}| = 0$ we have four distinct ways to make a pattern \mathcal{P} with underlying graph $K_{2,3}$. These are illustrated in Figure 2. If $|\mathcal{H}| = 1$ we instead have two H_{13} -patterns, which are illustrated in Figure 3.

Let us now further specialise this example calculation to a pair of patterns, one for $|\mathcal{H}| = 0$ and one for $|\mathcal{H}| = 1$ and illustrate in steps how one obtains graphs from these patterns.

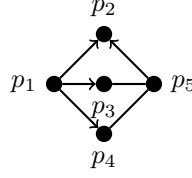

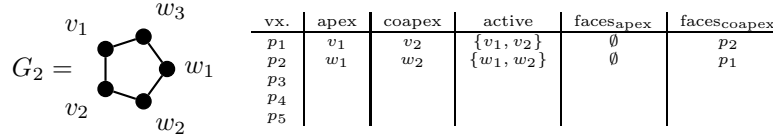
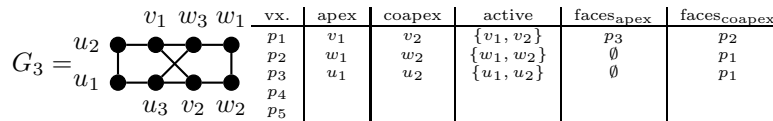


FIGURE 4. An example of a pattern with the vertices ordered.

In the case where $|\mathcal{H}| = 0$ we take the pattern which contains exactly four directed edges (the second one from the left in Figure 2) as an example. We choose some order p_1, p_2, p_3, p_4, p_5 of the vertices in the pattern; as in Figure 4. We start by having $\mathcal{P}_0 = \emptyset$ and $G_0 = \emptyset$. We now step through the recursive construction for $k = 1, 2, 3, 4$ and 5 in this example. Each step with graphs G_k and corresponding maps are illustrated in Figures 5 through 9.

FIGURE 5. $k = 1$, we use Case 1 in the recursive construction since $\deg_1(p_1) = 0$.FIGURE 6. $k = 2$, we use Case 2 in the recursive construction since $\deg_2(p_2) = \deg_2(p_1) = 1$.FIGURE 7. $k = 3$, we use Case 3 (C1) in the recursive construction since $\deg_3(p_3) = 1 < \deg_3(p_1) = 2$.




FIGURE 8. $k = 4$, we use Case 3 (C2) in the recursive construction since $\deg_4(p_4) = 1 < \deg_4(p_4) = 3$ and $\text{outdeg}(p_1) = 1$.




FIGURE 9. $k = 5$, we use Case 6 in the recursive construction since $\deg_5(p_5) = 3$ and $\text{outdeg}(p_5) = 1$.

The graph G_5 in Figure 9 is then the $(3, 6; 16, 32)$ -graph with the pattern in Figure 4.

Now let us consider one of the examples where $|\mathcal{H}| = 1$ as well. Take the leftmost pattern in Figure 3. Its auxiliary ordinary pattern \mathcal{P}' is then just K_2 . By the same procedure as before we then get that G_2 , and the corresponding maps, is as illustrated in Figure 6. Suppose that p_1 was the edge formed by the contraction of the hyperedge. We then get the graph of the H_{13} -decorated pattern by adding eleven vertices and edges incident to them as in Figure 10. Since there is an edge out from the hyperedge in the H_{13} -pattern we use part (ii) in the construction to decide what edges to add between the vertices w_i and the vertices that belong to the induced H_{13} -part of the graph.

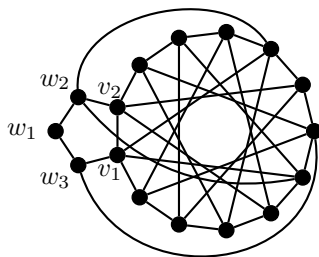


FIGURE 10. A $(3, 6; 16, 33)$ -graph obtained from a H_{13} -decorated pattern.

REFERENCES

- [1] J. Backelin. Edge number critical triangle free graphs with low independence number. *arXiv:1309.7874v1 [math.CO] 30 Sep 2013*, 2013.
- [2] J. Backelin. *Contributions to a Ramsey calculus*. 2016. unpublished manuscript.
- [3] J. Goedgebeur and S. P. Radziszowski. New computational upper bounds for ramsey numbers $r(3, k)$. *Electronic Journal of Combinatorics*, 20(1), 2013.
- [4] A. Lesser. Theoretical and computational aspects of ramsey theory. *Examensarbeten i Matematik*, Matematiska Institutionen, Stockholms universitet, **3** (2001).
- [5] B.D. McKay. Ramsey graphs. <http://users.cecs.anu.edu.au/~bdm/data/ramsey.html>. Accessed: 2015-05-06.
- [6] B.D. McKay and A. Piperno. nauty and traces. <http://users.cecs.anu.edu.au/~bdm/nauty/>. Accessed: 2016-10-11.
- [7] B.D. McKay and A. Piperno. Practical graph isomorphism, ii. *J. Symbolic Computation*, 60:94–112, 2013.
- [8] House of Graphs. Minimal ramsey graphs. <https://hog.grinvin.org/MinRamsey>. Accessed: 2015-05-06.
- [9] S. P. Radziszowski and D. L. Kreher. Minimum triangle-free graphs. *Ars Combinatoria*, 31:65–92, 1991.

APPENDIX A. TABLES OF COUNTS OF H_{13} -PATTERNED GRAPHS

Here follows a list of tables containing counts of the number of H_{13} -patterned $(3, k)$ -graph found by the computer program for $k \leq 12$. A number is written in **bold** if it is the same number as can be found in the lists of McKay (at [5]) or in the lists by Goedgebeur and Radziszowski (in [8] or [3]). These indicate where all the graphs are H_{13} -patterned. Moreover, Radziszowski and Kreher characterised all the minimal $(3, k; n)$ -graphs (first for $n \leq 5(k - 1)/2$ in and for $5(k - 1)/2 < n \leq 3(k - 1)$ in [9]) and they are all patterned. Furthermore, if $n > 3(k - 1)$ then $e(3, k; n) \geq 6n - 13k$, and the graphs achieving this with equality are all patterned (as shown in [1]). Also minimal graphs that have been characterised by any of these results have been highlighted in the tables.

For $k \leq 7$, and selected other values, we also write a subscript (m) for a number in the table. Here m is the total number of $(3, k)$ -graphs (H_{13} -patterned or not) with the indicated number of vertices and edges (taken from the lists mentioned above). The subscript is omitted if all graphs are H_{13} -patterned. For the counts of the total number of graphs for $k \leq 8$ we refer the reader to [3].

edges	number of vertices n	
e	4	5
2	1	
5		1

TABLE 2. Number of H_{13} -patterned $(3, 3)$ -graphs.

edges	number of vertices n		
e	6	7	8
3	1		
6		1	
10			1

TABLE 3. Number of H_{13} -patterned $(3, 4)$ -graphs.

edges	number of vertices n					
e	8	9	10	11	12	13
4	1					
7		1				
10			1			
11			1 ⁽²⁾			
15				1		
16				2 ⁽⁶⁾		
20					1	
26						1

TABLE 4. Number of H_{13} -patterned $(3, 5)$ -graphs.

A: TABLES OF COUNTS OF H_{13} -PATTERNED GRAPHS

edges e	number of vertices n						
	10	11	12	13	14	15	16
5	1						
8		1					
11			1				
12			1 ₍₄₎				
15				1			
16				1 ₍₄₎			
17				2 ₍₄₅₎			
20					1		
21					4 ₍₁₆₎		
25						1	
26						3 ₍₇₎	
27						1 ₍₁₀₁₎	
32							4 ₍₅₎
33							2 ₍₃₉₎

TABLE 5. Number of H_{13} -patterned $(3, 6)$ -graphs.

edges e	number of vertices n									
	12	13	14	15	16	17	18	19	20	21
6	1									
9		1								
12			1							
13			1							
15				1						
16				1						
17				1						
18				2						
20					2					
21					3 ₍₁₅₎					
22					4 ₍₂₀₁₎					
25						2				
26						7 ₍₃₀₎				
27						6 ₍₆₄₂₎				
28						1 ₍₁₃₃₃₄₎				
30							1			
31							7 ₍₁₅₎			
32							14 ₍₃₈₂₎			
33							4 ₍₈₆₅₂₎			
34							2 ₍₁₆₀₅₇₃₎			
37								11		
38								15 ₍₄₁₇₎		
44									15	
51										4

TABLE 6. Number of H_{13} -patterned $(3, 7)$ -graphs.

edges e	number of vertices n										
	14	15	16	17	18	19	20	21	22	23	24
7	1										
10		1									
13			1								
14			1								
16				1							
17				1							
18				1							
19				2							
20					1						
21					2						
22					3						
23					4						
25						2					
26						7					
27						7					
28						6					
29						1					
30							3				
31							13				
32							21				
33							14				
34							4				
35							2	1			
36								10			
37								48			
38								34			
39								15			
42									21		
43									100		
44									31		
45									15		
49										102	
50										51	
52										4	
56											51

TABLE 7. Number of H_{13} -patterned $(3, 8)$ -graphs.

edges e	number of vertices n												
	16	17	18	19	20	21	22	23	24	25	26	27	28
8	1												
11		1											
14			1										
15			1										
17				1									
18				1									
19				1									
20				2	1								
21					1								
22					2								
23					3								
24					4								
25						2							
26						4							
27						7							
28						7							
29						6							
30						1	4						
31							14						
32							20						
33							21						
34							14						
35							4	4					
36							2	26					
37								62					
38								58					
39								34					
40								15	2				
41									13				
42									127				
43									184				
44									115				
45									31				
46									15	1			
47										35			
48										332			
49										412			
50										123			
51										51			
52											1		
53										4			
54											436		
55											705		
56											55		
57											51		
61												700	
62												95	
68													126

TABLE 8. Number of H_{13} -patterned $(3, 9)$ -graphs.

edges e	number of vertices n													
	18	19	20	21	22	23	24	25	26	27	28	29	30	31
9	1													
12		1												
15			1											
16			1											
18				1										
19				1										
20				1										
21				2	1									
22					1									
23					2									
24					3									
25					4	1								
26						2								
27						4								
28						7								
29						7								
30						6	3							
31						1	9							
32							14							
33							20							
34							21							
35							14	5						
36							4	27						
37							2	49						
38								62						
39								58						
40								34	5					
41								15	43					
42									166					
43									208					
44									184					
45									115	2				
46									31	19				
47									15	250				
48										734				
49										578				
50										412				
51										123	1			
52										51	63			
53											829			
54										4	2292			
55											1117			
56											705			
57											55			
58											51	4 ⁽⁵⁾		
59												1304		
60												4815		
61												1650		
62												700		
63												95		
66													5082 ₍₅₀₈₄₎	
67													2977	
69													126	
73														2657

TABLE 9. Number of H_{13} -patterned $(3, 10)$ -graphs.

edges e	number of vertices n															
	20	21	22	23	24	25	26	27	28	29	30	31	32	33	34	35
10	1															
13		1														
16			1													
17			1													
19				1												
20				1												
21				1												
22				2												
23					1											
24					2											
25					3	1										
26					4	1										
27						2										
28						4										
29						7										
30						7	2									
31						6	5									
32						1	9									
33							14									
34							20									
35							21	5								
36							14	18								
37							4	34								
38							2	49								
39								62								
40								58	8							
41								34	50							
42								15	133							
43									182							
44									208							
45									184	7						
46									115	68						
47									31	392						
48									15	694						
49										782						
50										578	3					
51										412	29					
52										123	469					
53										51	2199					
54											2795					
55										4	2424					
56											1117	1				
57											705	104				
58											55	1826				
59											51	8625				
60												8362				
61												5227				
62												1650				
63												700	11			
64												95	3403			
65													21553			
66													19748			
67													6330			
68													2977			
70													126	15		
71														26060		
72														37138		
73														3229		
74														2657		
77															4	
78															35173	
79															5314	
85																4307

TABLE 10. Number of H_{13} -patterned $(3, 11)$ -graphs.

edges e	number of vertices n																
	22	23	24	25	26	27	28	29	30	31	32	33	34	35	36	37	38
11	1																
14		1															
17			1														
18			1														
20				1													
21				1													
22				1													
23				2													
24					1												
25					2												
26					3	1											
27					4	1											
28						2											
29						4											
30						7	1										
31						7	2										
32						6	5										
33						1	9										
34							14										
35							20	3									
36							21	10									
37							14	18									
38							4	34									
39							2	49									
40								62	7								
41								58	36								
42								34	77								
43								15	133								
44									182								
45									208	10							
46									184	86							
47									115	312							
48									31	520							
49									15	694							
50										782	9						
51										578	101						
52										412	813						
53										123	2156						
54										51	2786						
55											2795	3					
56									4	2424	42						
57										1117	798						
58										705	5504						
59										55	11359						
60										51	11153						
61											8362	1					
62											5227	162					
63											1650	3648					
64											700	25863					
65											95	45240					
66												31547					
67												19748					
68												6330	21				
69												2977	7765				
70													75617				
71													126	135323			
72														59825			
73														37138			
74														3229			
75														2657			
76															102		
77															104844		
78															286371		
79															88162		
80															35173		
82															5314		
83																51	
84																299189	
86																153884	
90																4307	

TABLE 11. Number of H_{13} -patterned $(3, 12)$ -graphs.