

Update on ε_K with lattice QCD inputs

Yong-Chull Jang^{2,3}, Weonjong Lee^{1,*}, Sunkyuu Lee¹, Jaehoon Leem¹, and (LANL-SWME Collaboration)

¹Lattice Gauge Theory Research Center, CTP, Department of Physics and Astronomy, Seoul National University, Seoul 08826, South Korea

²Los Alamos National Laboratory, Theoretical Division T-2, Los Alamos, New Mexico 87545, USA

³Brookhaven National Laboratory, Department of Physics, Upton, New York 11973, USA

Abstract. We report updated results for ε_K , the indirect CP violation parameter in neutral kaons, which is evaluated directly from the standard model with lattice QCD inputs. We use lattice QCD inputs to fix \hat{B}_K , $|V_{cb}|$, ξ_0 , ξ_2 , $|V_{us}|$, and $m_c(m_c)$. Since Lattice 2016, the UTfit group has updated the Wolfenstein parameters in the angle-only-fit method, and the HFLAV group has also updated $|V_{cb}|$. Our results show that the evaluation of ε_K with exclusive $|V_{cb}|$ (lattice QCD inputs) has 4.0σ tension with the experimental value, while that with inclusive $|V_{cb}|$ (heavy quark expansion based on OPE and QCD sum rules) shows no tension.

1 Introduction

This paper is an update of our previous papers [1–4]. In the standard model, the indirect CP violation parameter ε_K of neutral kaons can be expressed as follows,

$$\begin{aligned} \varepsilon_K &\equiv \frac{\mathcal{A}(K_L \rightarrow \pi\pi(I=0))}{\mathcal{A}(K_S \rightarrow \pi\pi(I=0))} \\ &= e^{i\theta} \sqrt{2} \sin\theta \left(C_\varepsilon \hat{B}_K X_{\text{SD}} + \frac{\xi_0}{\sqrt{2}} + \xi_{\text{LD}} \right) + \mathcal{O}(\omega\varepsilon') + \mathcal{O}(\xi_0\Gamma_2/\Gamma_1), \end{aligned} \quad (1)$$

where

$$C_\varepsilon = \frac{G_F^2 F_K^2 m_{K^0} M_W^2}{6\sqrt{2}\pi^2 \Delta M_K}, \quad \xi_0 = \frac{\text{Im}A_0}{\text{Re}A_0}, \quad \xi_{\text{LD}} = \frac{m'_{\text{LD}}}{\sqrt{2}\Delta M_K}, \quad (2)$$

$$m'_{\text{LD}} = -\text{Im} \left[\mathcal{P} \sum_C \frac{\langle \bar{K}^0 | H_w | C \rangle \langle C | H_w | K^0 \rangle}{m_{K^0} - E_C} \right] \quad (3)$$

$$X_{\text{SD}} = \text{Im} \lambda_t \left[\text{Re} \lambda_c \eta_{cc} S_0(x_c) - \text{Re} \lambda_t \eta_{tt} S_0(x_t) - (\text{Re} \lambda_c - \text{Re} \lambda_t) \eta_{ct} S_0(x_c, x_t) \right]. \quad (4)$$

Here, X_{SD} represents the short distance contribution from the box diagrams. The formulas for λ_i , S_0 , x_i , and η_{ij} with $i, j = \{c, t\}$ are given in Ref. [1]. The ξ_0 and ξ_{LD} represent the long distance effects from the absorptive part and the dispersive part, respectively.

*Speaker, e-mail: wlee@snu.ac.kr

Since Lattice 2016, there has been a major update on the Wolfenstein parameters: λ , $\bar{\rho}$, and $\bar{\eta}$ from the angle-only fit (AOF) of the UTfit collaboration as well as those from the global unitarity triangle (UT) fit of the CKMfitter and UTfit collaborations. Since Lattice 2016, the HFLAV group has also updated results of $|V_{cb}|$ and $|V_{ub}|$. Hence, it is time to update the current status of ε_K in lattice QCD.

2 Input parameters

Wolfenstein parameters, \hat{B}_K , $|V_{cb}|$, ξ_0 , and ξ_{LD} are separately discussed in the following subsections. Other input parameters in Eq. (1) are the same as in Ref. [1] except for the charm quark mass $m_c(m_c) = 1.2733(76)$ GeV, which is taken from the HPQCD collaboration result [5]. They are given in Tables 1 and 2.

Input	Value	Ref.
η_{cc}	1.72(27)	[1]
η_{tt}	0.5765(65)	[6]
η_{ct}	0.496(47)	[7]

Table 1. QCD corrections: η_{cc} , η_{tt} , and η_{ct} .

Table 2. Other input parameters.

Input	Value	Ref.
G_F	$1.1663787(6) \times 10^{-5} \text{ GeV}^{-2}$	[8]
M_W	80.385(15) GeV	[8]
$m_c(m_c)$	1.2733(76) GeV	[5]
$m_t(m_t)$	163.3(2.7) GeV	[9]

(a)

Input	Value	Ref.
θ	43.52(5) $^\circ$	[8]
m_{K^0}	497.614(24) MeV	[8]
ΔM_K	$3.484(6) \times 10^{-12} \text{ MeV}$	[8]
F_K	156.2(7) MeV	[8]

(b)

2.1 Wolfenstein parameters

Table 3. Wolfenstein parameters.

	CKMfitter	UTfit	AOF [10]
λ	0.22509(29)/[11]	0.22497(69)/[12]	0.2248(6)/[13]
$\bar{\rho}$	0.1598(76)/[11]	0.153(13)/[12]	0.146(22)/[14]
$\bar{\eta}$	0.3499(63)/[11]	0.343(11)/[12]	0.333(16)/[14]

The CKMfitter and UTfit collaboration provide the Wolfenstein parameters (λ , $\bar{\rho}$, $\bar{\eta}$, A) determined by the global unitarity triangle (UT) fit. The 2017 results are summarized in Table 3. Here, ε_K , \hat{B}_K , and $|V_{cb}|$ are used as inputs to the global UT fit. Hence, the Wolfenstein parameters extracted by the global UT fit contain unwanted correlation with ε_K . In order to avoid this correlation, we take another input set from the angle-only fit (AOF) suggested in Ref. [10]. The AOF does not use ε_K , \hat{B}_K , and $|V_{cb}|$ as input to determine the UT apex ($\bar{\rho}$, $\bar{\eta}$). We can determine λ independently from $|V_{us}|$ which comes from the $K_{\ell 3}$ and $K_{\ell 2}$ decays using lattice QCD inputs. The 2017 results of the AOF are summarized in Table 3.

2.2 Input parameter \hat{B}_K

Recently, FLAG has reported results for \hat{B}_K calculated in lattice QCD with $N_f = 2 + 1$ flavors [15].

$$\hat{B}_K = 0.7625(97) \quad \text{from FLAG-2017.} \quad (5)$$

This is the global average over the results of BMW-2011 [16], Laiho-2011 [17], RBC-UK-2016 [18], and SWME-2016 [19].

2.3 Input parameter $|V_{cb}|$

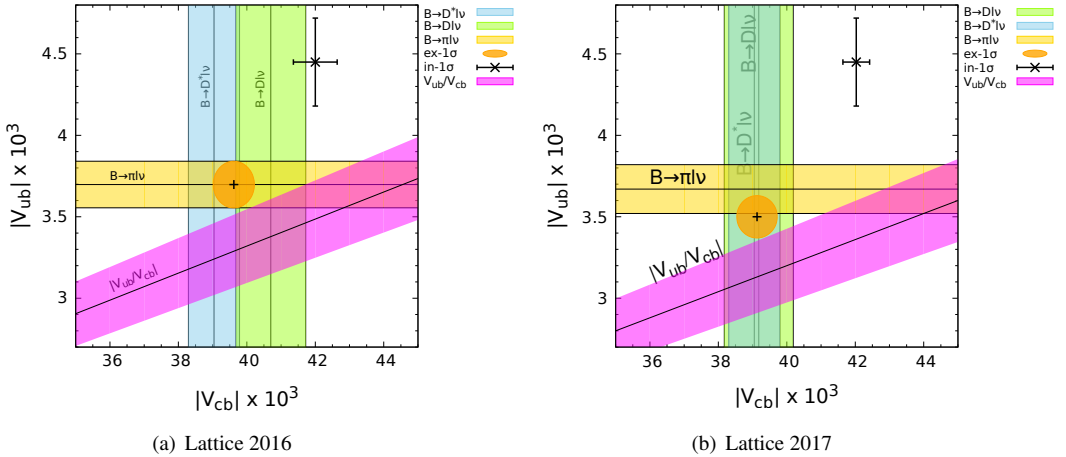
Table 4. Results for $|V_{cb}|$ in units of 1.0×10^{-3}

$B \rightarrow D^* \ell \bar{\nu}$	39.05(47)(58)	[20] HFLAV 2017
$B \rightarrow D \ell \bar{\nu}$	39.18(94)(36)	[20] HFLAV 2017
$ V_{ub} / V_{cb} $	0.080(4)(4)	[20] HFLAV 2017
ex-combined	39.13(59)	[20] HFLAV 2017

(a) Exclusive $|V_{cb}|$

kinetic scheme	42.19(78)	[20] HFLAV 2017
1S scheme	41.98(45)	[20] HFLAV 2017
in-combined	42.03(39)	this paper

(b) Inclusive $|V_{cb}|$



(a) Lattice 2016

(b) Lattice 2017

Figure 1. $|V_{cb}|$ versus $|V_{ub}|$ in units of 1.0×10^{-3} as of (a) Lattice 2016 [3, 4] and (b) Lattice 2017 [20]: The light-blue band represents $|V_{cb}|$ determined from the $\bar{B} \rightarrow D^* \ell \bar{\nu}$ decay mode. The light-green band represents $|V_{cb}|$ determined from the $\bar{B} \rightarrow D \ell \bar{\nu}$ decay mode. The yellow band represents $|V_{ub}|$ determined from the $\bar{B} \rightarrow \pi \ell \bar{\nu}$ decay mode. The magenta band represents $|V_{ub}/V_{cb}|$ determined from the LHCb data of the $\Lambda_b \rightarrow \Lambda_c \ell \bar{\nu}$ and $\Lambda_b \rightarrow p \ell \bar{\nu}$ decay modes. The orange circle represents the combined results for exclusive $|V_{cb}|$ and $|V_{ub}|$ from the B meson and Λ_b decays within 1.0σ . The black cross (\times) represents the inclusive $|V_{cb}|$ and $|V_{ub}|$ from the heavy quark expansion. The details are given in Table 4.

In Table 4, we summarize updated results for both exclusive $|V_{cb}|$ and inclusive $|V_{cb}|$. Recently HFLAV reported them [20]. At present, we find that there exists a 4.1σ tension between exclusive

and inclusive $|V_{cb}|$ when we use the combined averages given in Table 4. We use these combined results when we evaluate ε_K .

In Fig. 1, we present results for $|V_{cb}|$ and $|V_{ub}|$. The big change is that, as of Lattice 2016, the result for exclusive $|V_{cb}|$ from $\bar{B} \rightarrow D\ell\bar{\nu}$ was about one sigma away from that from $\bar{B} \rightarrow D^*\ell\bar{\nu}$ (refer to Ref. [3, 4] for more details), but as of Lattice 2017, they are on top of each other, as shown in Fig. 1 (b). In 2017, due to the addition of more data from ALEPH, CLEO, OPAL, and DELPHI to the HFLAV analysis for exclusive $|V_{cb}|$, the results from $\bar{B} \rightarrow D^*\ell\bar{\nu}$ do not change visibly, but those from $\bar{B} \rightarrow D\ell\bar{\nu}$ shift downward by about 1.0σ . For more details, refer to Ref. [20].

Regarding $|V_{ub}|/|V_{cb}|$, in 2016, we used the results of lattice QCD in Ref. [21], but in 2017, we use the results of HFLAV in Ref. [20]. Due to the addition of more data to the HFLAV analysis, the results shift downward by $\frac{3}{4}\sigma$ in 2017.

Regarding $|V_{ub}|$, in 2016, we used the results of Ref. [22] obtained using a combined fit of the results in Refs. [23, 24] for $B \rightarrow \pi\ell\nu$ decay over the data subset from BABAR and BELLE, but in 2017, we use the results of HFLAV in Ref. [20] obtained using the exclusive decay results of $B \rightarrow \pi\ell\nu$ from BABAR and BELLE. Both results are used as input to determine $|V_{cb}|$ and $|V_{ub}|$ from the combined fit with all the exclusive decay results for B mesons and Λ_b baryons. The shift in $|V_{ub}|$ is downward by about 0.1σ in 2017.

2.4 Input parameters ξ_0 and ξ_{LD}

The absorptive part of long distance effects in ε_K is parametrized into ξ_0 . It is related to ε'/ε and ξ_2 as follows,

$$\xi_0 = \frac{\text{Im}A_0}{\text{Re}A_0}, \quad \xi_2 = \frac{\text{Im}A_2}{\text{Re}A_2}, \quad \text{Re}\left(\frac{\varepsilon'}{\varepsilon}\right) = \frac{\omega}{\sqrt{2}|\varepsilon_K|}(\xi_2 - \xi_0). \quad (6)$$

There are two independent methods to determine ξ_0 in lattice QCD: one is the indirect method and the other is the direct method. In the indirect method, we determine ξ_0 using Eq. (6) with lattice QCD input ξ_2 and with experimental results for ε'/ε , ε_K , and ω . In the direct method, we can determine ξ_0 directly using lattice QCD results for $\text{Im}A_0$ combined with experimental results for $\text{Re}A_0$. Here, we prefer the indirect method to the direct method thanks to two reasons. The first reason is that the lattice QCD calculation of $\text{Im}A_0$ is much noisier than that of $\text{Im}A_2$ due to many disconnected diagrams. The second reason is that the S-wave phase shift δ_0 of the $\pi - \pi$ scattering in Ref. [25] is lower by 3.0σ than the conventional determination of δ_0 in Ref. [26–28], which indicates that there might be some issues unresolved at present. For more details on the second reason, refer to Ref. [3, 4]. In Table 5, we present results of ξ_0 determined using both indirect and direct methods. Here, we use the value of ξ_0 with the indirect method.

Input	Method	Value	Ref.
ξ_0	indirect	$-1.63(19) \times 10^{-4}$	[29]
ξ_0	direct	$-0.57(49) \times 10^{-4}$	[25]
ξ_{LD}	—	$(0 \pm 1.6)\%$	[30]

Table 5. Long distance effects: ξ_0 and ξ_{LD} . In the case of ξ_{LD} , we do not know the precise value at present, and so we quote a rough estimate [31] incorporated as a systematic error.

The ξ_{LD} parameter represents the long distance effect from the dispersive part. There has been an on-going attempt to calculate it in lattice QCD [31]. However, this attempt [32] is an exploratory study rather than a high precision measurement at present. Hence, in this paper we use the rough estimate of ξ_{LD} in Ref. [31]. It is given in Table 5.

3 Results for ε_K with lattice QCD inputs

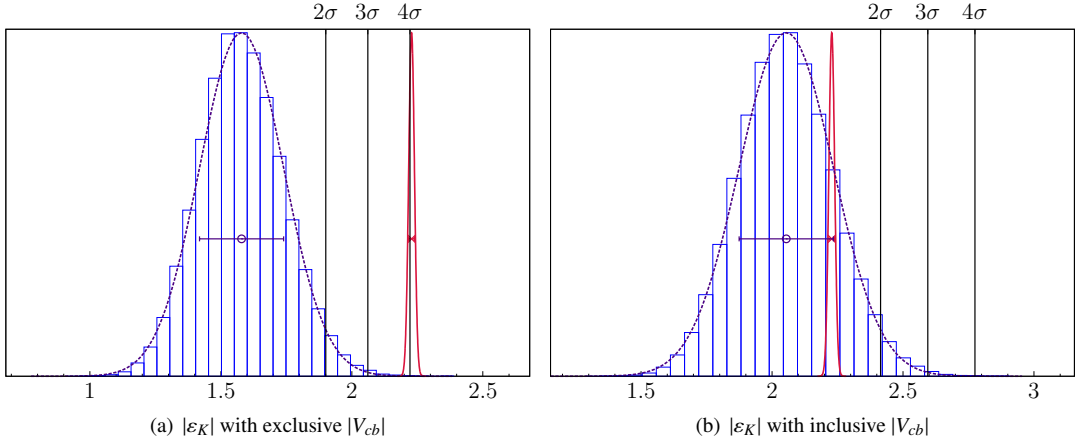


Figure 2. $|\varepsilon_K|$ with (a) exclusive $|V_{cb}|$ (left) and (b) inclusive $|V_{cb}|$ (right) in units of 1.0×10^{-3} . Here, we use the FLAG-2017 \hat{B}_K and AOF for the Wolfenstein parameters. The red curve represents the experimental value of ε_K , and the blue curve represents the theoretical value calculated directly from the standard model.

In Fig. 2, we present results for ε_K calculated directly from the standard model with the lattice QCD inputs described in the previous section. In Fig. 2 (a), the blue curve represents the theoretical evaluation of ε_K with FLAG \hat{B}_K , AOF Wolfenstein parameters, and exclusive $|V_{cb}|$ which corresponds to ex-combined in Table 4 (a). The red curve in Fig. 2 represents the experimental value of ε_K . In Fig. 2 (b), the blue curve represents the same as in Fig. 2 (a) except for using the inclusive $|V_{cb}|$ which corresponds to in-combined in Table 4 (b).

The updated results for ε_K are, in units of 1.0×10^{-3} ,

$$|\varepsilon_K| = 1.58 \pm 0.16 \quad \text{for exclusive } |V_{cb}| \text{ (lattice QCD)} \quad (7)$$

$$|\varepsilon_K| = 2.05 \pm 0.18 \quad \text{for inclusive } |V_{cb}| \text{ (QCD sum rule)} \quad (8)$$

$$|\varepsilon_K| = 2.228 \pm 0.011 \quad \text{(experimental value)} \quad (9)$$

This indicates that the theoretical evaluation of ε_K with lattice QCD inputs (with exclusive $|V_{cb}|$) has 4.0σ tension with the experimental result, while there is no tension in the inclusive $|V_{cb}|$ channel (heavy quark expansion based on the OPE and QCD sum rules).

In Table 6, we present the error budget for $\varepsilon_K^{\text{SM}}$. Here, we find that the uncertainty from $|V_{cb}|$ is dominant in the error budget, while the errors from $\bar{\eta}$ and η_{ct} are sub-dominant. Hence, if we are to see a gap $\Delta\varepsilon_K$ greater than 5.0σ , it is essential to reduce the error in $|V_{cb}|$ significantly. To reduce this error as much as possible, a project to calculate $\bar{B} \rightarrow D^{(*)}\ell\bar{\nu}$ form factors using the OK action is underway. Note that the OK action is improved up to the λ^3 order¹ in the HQET power counting, while the original Fermilab action is improved up to the λ^1 order. For more details on this issue, refer to Refs. [33–36].

In Fig. 3, we plot the $\Delta\varepsilon_K = \varepsilon_K^{\text{Exp}} - \varepsilon_K^{\text{SM}}$ in units of σ ($=$ the total error in the estimate of $\Delta\varepsilon_K$) as the time evolves starting from 2012. We started to monitor $\Delta\varepsilon_K$ in 2012 when several lattice QCD

¹ $\lambda \approx \frac{\Lambda}{2m_Q} \approx \frac{1}{8}$ for the charm quark.

source	error (%)	memo
V_{cb}	30.1	ex-combined
$\bar{\eta}$	25.8	AOF
η_{ct}	20.8	$c - t$ Box
η_{cc}	8.8	$c - c$ Box
$\bar{\rho}$	3.9	AOF
m_t	3.0	
ξ_{LD}	2.5	RBC/UKQCD
\hat{B}_K	1.8	FLAG-2017
ξ_0	1.3	RBC/UKQCD
\vdots	\vdots	

Table 6. Error budget for $\varepsilon_K^{\text{SM}}$ obtained using the AOF method, the exclusive $|V_{cb}|$, and the FLAG \hat{B}_K . Here, the values in the error column are fractional contributions in units of percentage (%) to the total error obtained using the formula given in Ref. [1]. Hence, the total sum of the errors(%) will be 100%.

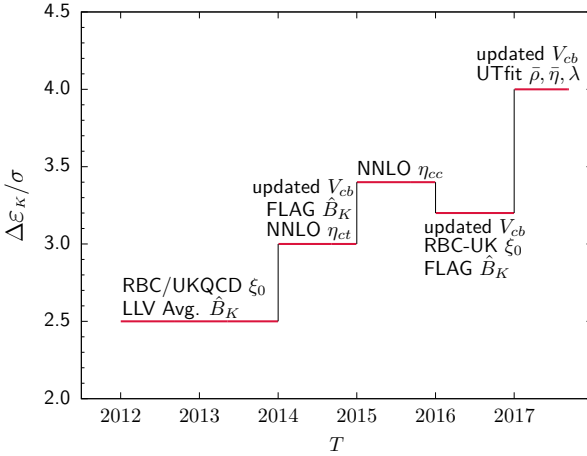


Figure 3. Chronological evolution of $\Delta\varepsilon_K$ in units of σ . Here, $\Delta\varepsilon_K \equiv \varepsilon_K^{\text{Exp}} - \varepsilon_K^{\text{SM}}$, where $\varepsilon_K^{\text{Exp}}$ represents the experimental value of ε_K , and $\varepsilon_K^{\text{SM}}$ represents the theoretical evaluation of ε_K calculated directly from the standard model with lattice QCD inputs. Here, 1.0σ represents the statistical and systematic uncertainty in the estimation of $\Delta\varepsilon_K$.

results for \hat{B}_K obtained using different methods became consistent with each other within one sigma. In 2012, $\Delta\varepsilon_K$ was 2.5σ but now it is 4.0σ . To understand the time evolution over the past 5 years, we have performed an additional analysis on the error and average.

In Fig. 4 (a), we plot the chronological evolution of $\Delta\varepsilon_K$ and its error $\sigma_{\Delta\varepsilon_K}$. Here, we find that the value for $\Delta\varepsilon_K$ has increased with some fluctuations by 25% during the period of 2012–2017, and its error $\sigma_{\Delta\varepsilon_K}$ has decreased monotonically by 24% in the same period. These two effects interfere constructively so as to produce the 4.0σ tension in $\Delta\varepsilon_K$ in 2017. The monotonic decrease in the error $\sigma_{\Delta\varepsilon_K}$ reflects the fact that lattice QCD calculations are becoming more precise, and the experimental results also are becoming more accurate. In Fig. 4 (b), we show the time evolution of $\varepsilon_K^{\text{SM}}$ and $\Delta\varepsilon_K$ in units of $\varepsilon_K^{\text{Exp}}$. Here, we find that the evaluation of $\varepsilon_K^{\text{SM}}$ with lattice QCD inputs explains only 71% of the experimental value, and the gap of about 29% in $\Delta\varepsilon_K$ cannot be described in the standard model with lattice QCD inputs.

4 Acknowledgement

We would like to express our sincere gratitude to Jon Bailey for help with the manuscript. We would like to express sincere gratitude to Carleton DeTar, Aida El-Khadra, and Andreas Kronfeld for helpful discussion. We also would like to express sincere gratitude to Guido Martinelli for providing to us most updated results of

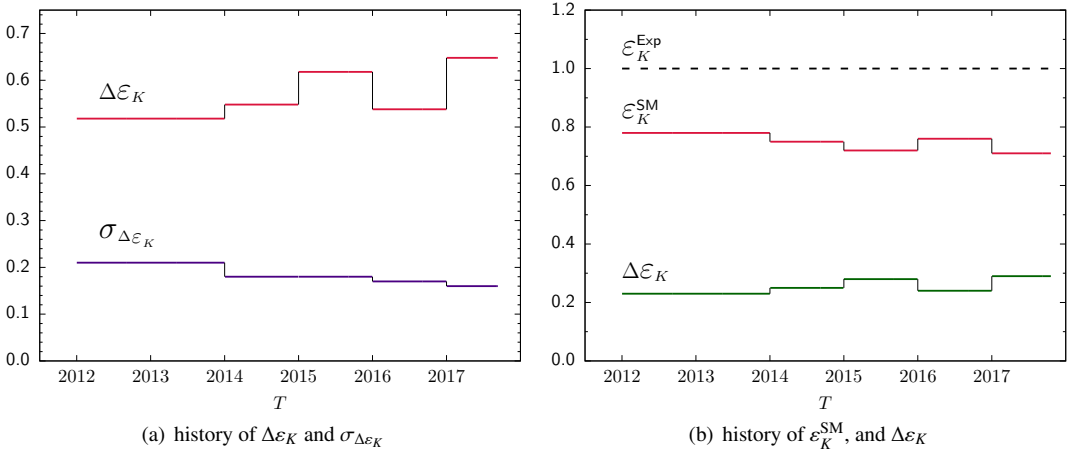


Figure 4. Chronological evolution of (a) $\Delta\epsilon_K$ and $\sigma_{\Delta\epsilon_K}$ in units of 1.0×10^{-3} , and (b) ϵ_K^{SM} and $\Delta\epsilon_K$ in units of ϵ_K^{Exp} . Here, $\Delta\epsilon_K \equiv \epsilon_K^{\text{Exp}} - \epsilon_K^{\text{SM}}$, where ϵ_K^{Exp} represents the experimental value of ϵ_K , and ϵ_K^{SM} represents the theoretical evaluation of ϵ_K calculated directly from the standard model with lattice QCD inputs. Here, $\sigma_{\Delta\epsilon_K}$ represents the statistical and systematic uncertainty in the estimation of $\Delta\epsilon_K$.

UTfit. The research of W. Lee is supported by the Creative Research Initiatives Program (No. 2017013332) of the NRF grant funded by the Korean government (MEST). W. Lee would like to acknowledge the support from the KISTI supercomputing center through the strategic support program for the supercomputing application research [No. KSC-2014-G2-002]. Computations were carried out in part on the DAVID GPU clusters at Seoul National University.

References

- [1] J.A. Bailey, Y.C. Jang, W. Lee, S. Park (SWME), Phys. Rev. **D92**, 034510 (2015), 1503.05388
- [2] J.A. Bailey, Y.C. Jang, W. Lee, S. Park, PoS **LATTICE2015**, 348 (2015), 1511.00969
- [3] W. Lee, J. Phys. Conf. Ser. **800**, 012006 (2017), 1611.04261
- [4] J.A. Bailey, W. Lee, J. Leem, S. Park, Y.C. Jang, PoS **LATTICE2016**, 383 (2016), 1611.00503
- [5] B. Chakraborty, C.T.H. Davies, B. Galloway, P. Knecht, J. Koponen, G.C. Donald, R.J. Dowdall, G.P. Lepage, C. McNeile, Phys. Rev. **D91**, 054508 (2015), 1408.4169
- [6] A.J. Buras, D. Guadagnoli, Phys.Rev. **D78**, 033005 (2008), 0805.3887
- [7] J. Brod, M. Gorbahn, Phys.Rev. **D82**, 094026 (2010), 1007.0684
- [8] K. Olive et al., Chin.Phys. **C38**, 090001 (2014)
- [9] S. Alekhin, A. Djouadi, S. Moch, Phys.Lett. **B716**, 214 (2012), 1207.0980
- [10] A. Bevan, M. Bona, M. Ciuchini, D. Derkach, E. Franco et al., Nucl.Phys.Proc.Suppl. **241-242**, 89 (2013)
- [11] J. Charles, A. Hocker, H. Lacker, S. Laplace, F.R. Le Diberder, J. Malcles, J. Ocariz, M. Pivk, L. Roos (CKMfitter Group), Eur. Phys. J. **C41**, 1 (2005), preliminary results as of ICHEP 2016, <http://ckmfitter.in2p3.fr/>, hep-ph/0406184
- [12] M. Bona et al. (UTfit), JHEP **10**, 081 (2006), Standard Model fit results: Summer 2016 (ICHEP 2016): <http://www.utfit.org>, hep-ph/0606167

- [13] C. Patrignani et al. (Particle Data Group), *Chin. Phys.* **C40**, 100001 (2016), <https://pdg.lbl.gov/>
- [14] G. Martinelli et al., *Private communication with UTfit*, <http://www.utfit.org/UTfit/> (2017)
- [15] S. Aoki et al., *Eur. Phys. J.* **C77**, 112 (2017), 1607.00299
- [16] S. Durr, Z. Fodor, C. Hoelbling et al., *Phys.Lett.* **B705**, 477 (2011), 1106.3230
- [17] J. Laiho, R.S. Van de Water, *PoS LATTICE2011*, 293 (2011), 1112.4861
- [18] T. Blum et al. (RBC, UKQCD), *Phys. Rev.* **D93**, 074505 (2016), 1411.7017
- [19] B.J. Choi et al. (SWME), *Phys. Rev.* **D93**, 014511 (2016), 1509.00592
- [20] Y. Amhis et al. (2016), online update at <http://www.slac.stanford.edu/xorg/hflav>, 1612.07233
- [21] W. Detmold, C. Lehner, S. Meinel, *Phys. Rev.* **D92**, 034503 (2015), 1503.01421
- [22] C. DeTar, in *Proceedings of the 27th International Symposium on Lepton Photon Interactions at High Energies* (2015), 1511.06884
- [23] J.A. Bailey et al. (Fermilab Lattice, MILC), *Phys. Rev.* **D92**, 014024 (2015), 1503.07839
- [24] J.M. Flynn, T. Izubuchi, T. Kawanai, C. Lehner, A. Soni, R.S. Van de Water, O. Witzel, *Phys. Rev.* **D91**, 074510 (2015), 1501.05373
- [25] Z. Bai et al. (RBC, UKQCD), *Phys. Rev. Lett.* **115**, 212001 (2015), 1505.07863
- [26] G. Colangelo, J. Gasser, H. Leutwyler, *Nucl. Phys.* **B603**, 125 (2001), [hep-ph/0103088](https://arxiv.org/abs/hep-ph/0103088)
- [27] R. Garcia-Martin, R. Kaminski, J.R. Pelaez, J. Ruiz de Elvira, F.J. Yndurain, *Phys. Rev.* **D83**, 074004 (2011), 1102.2183
- [28] S. Descotes-Genon, N.H. Fuchs, L. Girlanda, J. Stern, *Eur. Phys. J.* **C24**, 469 (2002), [hep-ph/0112088](https://arxiv.org/abs/hep-ph/0112088)
- [29] T. Blum et al., *Phys. Rev.* **D91**, 074502 (2015), 1502.00263
- [30] N. Christ, T. Izubuchi, C. Sachrajda, A. Soni, J. Yu, *Phys.Rev.* **D88**, 014508 (2013), 1212.5931
- [31] N. Christ, T. Izubuchi, C.T. Sachrajda, A. Soni, J. Yu, *PoS LATTICE2013*, 397 (2014), 1402.2577
- [32] N.H. Christ, Z. Bai, *PoS LATTICE2015*, 342 (2016)
- [33] J.A. Bailey, T. Bhattacharya, R. Gupta, Y.C. Jang, W. Lee, J. Leem, S. Park, B. Yoon (LANL-SWME), *Calculation of $\bar{B} \rightarrow D^* \ell \bar{\nu}$ form factor at zero-recoil using the Oktay-Kronfeld action*, in *Proceedings, 35th International Symposium on Lattice Field Theory (Lattice2017): Granada, Spain*, to appear in EPJ Web Conf., 1711.01786
- [34] J.A. Bailey, Y.C. Jang, W. Lee, J. Leem (LANL-SWME), *Improvement of heavy-heavy current for calculation of $\bar{B} \rightarrow D^{(*)} \ell \bar{\nu}$ form factors using Oktay-Kronfeld heavy quarks*, in *Proceedings, 35th International Symposium on Lattice Field Theory (Lattice2017): Granada, Spain*, to appear in EPJ Web Conf., 1711.01777
- [35] J.A. Bailey, J. Leem, W. Lee, Y.C. Jang, *PoS LATTICE2016*, 285 (2016), 1612.09081
- [36] H. Jeong, W. Lee, J. Leem, S. Park, T. Bhattacharya, R. Gupta, Y.C. Jang (LANL-SWME), *PoS LATTICE2016*, 380 (2016), 1612.05707