

Diverse Trends of Electron Correlation Effects for Properties with Different Radial and Angular Factors in an Atomic System: A case study in Ca^+

^{a,b}Pradeep Kumar, ^cCheng-Bin Li and ^{a,c}B. K. Sahoo

^a*Atomic, Molecular and Optical Physics Division,*

Physical Research Laboratory, Navrangpura, Ahmedabad-380009, India

^b*Indian Institute of Technology Gandhinagar, Ahmedabad, India*

^c*State Key Laboratory of Magnetic Resonance and Atomic and Molecular Physics,*

*Wuhan Institute of Physics and Mathematics, Chinese Academy of Sciences, Wuhan 430071, China**

(Dated: Received date; Accepted date)

Atomic properties such as field shift constants, magnetic dipole and electric quadrupole hyperfine structure constants, Landé g_J factors, and electric quadrupole moments that are described by electronic operators with different ranks and radial behaviors are studied and the role of electron correlation effects in their determination are investigated. We have adopted the Dirac-Hartree-Fock method, the second- and third-order relativistic many-body perturbation theories, and an all-order relativistic many-body method in the coupled-cluster theory framework considering only the linearized terms and also all the non-linearized terms in the singles and doubles with partial triples excitations approximation to carry out these analyses. Variations in the propagation of electron correlation effects with operators having same angular factors but different radial behaviors and with different ranks are highlighted. Corrections from the higher-order relativistic corrections due to the Breit and quantum electrodynamics interactions to all these properties are also estimated. Understanding of trends of electron correlation effects in these properties can be useful to establish accuracies in the theoretical results of different atomic properties and to substantiate validity of an approximated many-body method.

PACS numbers: 31.15.A-, 31.15.B-, 31.15.V-, 31.30.Gs

I. INTRODUCTION

Investigating role of electron correlation effects in many-electron systems such as atoms, molecules and solids are the long standing research problems [1]. Electronic wave functions of these systems with more than three electrons are not practical to solve exactly, hence approximated methods are being used for their calculations. The first-step in these approaches is to treat a mean-field or effective potential to obtain approximated wave functions and energies. In the atomic systems, Hartree-Fock (HF) method in the non-relativistic case or Dirac-Hartree-Fock (DHF) method in the relativistic framework is being considered as the most suitable mean-field approach to obtain the approximated wave functions and energies as it is devised on the basis of variational principle [2, 3]. Going beyond the (D)HF method for more accurate calculations, one uses finite-order many-body perturbation theory (MBPT) or all-order perturbative methods truncating at some levels of approximations depending upon the choice or existing computational facilities.

There have been continuous attempts to benchmark

the truncated many-body methods for producing accurate theoretical results in various perspectives. For example, an accurate many-body method can predict reliable spectroscopic data on the systems which are not experimentally observed. Very accurate matrix elements of weak-interaction Hamiltonians are required to find out exotic physics from the studies of atomic parity non-conservation (PNC) effects [4–6] and permanent electric dipole moments (EDMs) of the atoms [6, 7]. Thus, it would be imperative to establish capability of a many-body method so that it can be employed assuredly for theoretical studies in guiding many high-precision experiments such as atomic clocks [8], quantum information studies [9], probing violations of discrete symmetries [6, 7], Lorentz symmetry violation [10], etc. prior to performing the actual measurements.

There have also been immense interest to acquire insightful knowledge on the behavior of electron correlation effects in atomic systems. In the Slater determinant formalism, it is obvious to comprehend that a full configuration interaction (CI) method can account for all the correlation effects in a system but this method is not viable to apply to the atomic systems having more than four electrons. Again, though this method can give final results that can be treated as the numerical experimental values, it cannot demonstrate the roles of electron correlation effects explicitly. Alternative all-order

* Emails: pradeep@prl.res.in; cbli@wipm.ac.cn; bijaya@prl.res.in

methods such as Green's function approach and relativistic coupled-cluster (RCC) methods, that are formulated adapting diagrammatic techniques, are apt to demonstrate roles of different correction effects categorically [1–3]. Moreover, when these methods are truncated at different levels of approximation and employed to atomic systems, one could see contrasting results owing to limitations over capturing electron correlation effects through various methods. Depending upon the *ansatz* followed to express the form of the wave functions, the truncated many-body methods can have many advantages or disadvantages in capturing various correlation effects and can claim for extensive computational resources. On this point of view the truncated RCC methods, let's say at the singles and doubles excitations approximation (CCSD method), is more powerful than the truncated CI method at the same truncation level of excitations [1, 2]. As a matter of fact, the singles and doubles CI approximation (CISD method) has size consistency and size extensivity problems, whereas the CCSD method is free from them [1, 2]. In fact, the CCSD method can account for contributions from the higher level excitations such as triples, quadruples etc. to some extent through its non-linear terms. However, one can find an approximated multi-configuration Dirac-Fock (MCDF) method, which is a variant of CI method, can produce sometimes more accurate spectroscopic data than the CCSD method [11, 12]. On the other hand, the CCSD method is proven to give some of the results more precisely, while other calculations are far off from the experimental results [13, 14].

As has been mentioned earlier, there are colossal demands to authorize methods that can offer very reliable results in atomic systems so that they can be used to determine quantities that cannot be yield from direct measurements. In studies on PNC and EDM effects in atomic systems, it is imperative to ascertain accuracies of the theoretical results to accomplish their objectives [4–7]. These calculations require meticulously determinations of the electric dipole (E1) matrix elements, excitation energies and matrix elements of the PNC and EDM interaction Hamiltonians between different atomic states [5, 7]. In principle, accuracies of the E1 matrix elements can be verified by estimating lifetimes or E1 polarizabilities (α_d) of atomic states and comparing them with the corresponding measurements. Analogously, accuracies of the excitation energies can be justified by comparing the calculated values from a method with their experimental values. However, such approaches cannot be adopted to gauge accuracies of the atomic PNC and EDM interaction Hamiltonians. Alternative approaches like comparing calculated magnetic dipole (M1) hyperfine structure constants (A_{hf}) and α_d values with the experimental results are being commonly used to find out accurate behaviors of the wave functions in the nuclear region [15] and to test the validity of the methodology employed in the calculations, respectively [16, 17]. It is, however, dubious to justify whether it is really able to estimate accuracies of the matrix elements of a particular oper-

ator by analyzing matrix elements of another operator having same rank but different radial behavior or vice versa. Thus, this needs to be ascertained by carrying out rigorous analysis before acclaiming such justifications.

There are also similar perspectives are undertaken to gauge accuracies of some of the properties by determining other properties. To name a few, accurate evaluations of isotope shifts, particularly field shifts, are justified by calculating the A_{hf} values as both the quantities are sensitive to the behaviors of the atomic wave functions in the nuclear region [18–20]. It should be noted that ranks of the operators associated with these evaluations are not same and radial dependencies of these properties are also different. On the other hand, the single particle matrix elements of the electronic components of the A_{hf} and Landé g_J factor determining operators have the same angular factors but their radial dependencies are very contrast [8, 21]. Also, electronic components of the electric quadrupole (E2) hyperfine structure constant (B_{hf}) determining operator and the electric quadrupole moment operator share the same angular factors while differ in their radial dependencies. Thus, it would be pragmatic to fathom propagation of electron correlation effects in all these properties in a particular atomic system employing many-body methods that are approximated at different levels to acquire comprehensive understanding about their capabilities on producing theoretical results matching with the available experimental results. This may enlighten us to learn more about credentials of the approximated methods that are usually employed for performing spectroscopic properties in an atomic system. With this objective, we carry out investigation of trends of electron correlation effects in evaluating a variety of atomic properties that are described by physical operators having different ranks and radial dependencies. We also employ relativistic many-body methods with various approximations in order to substantiate competence of these methods for attaining reliable results. For this analysis, we choose the singly charged calcium ion (Ca^+), as it has been undertaken for many high precision experiments such as for atomic clock [22, 23], quantum information [24], probing Lorentz symmetry violation [25], investigating field-shift ratio [26], measuring g_J factor [11, 24], etc. by many groups around the globe.

II. THEORY

For the intended investigation, we would like to consider even parity operators with different radial and angular momentum dependencies for calculating their expectation values employing a number of truncated many-body methods to demonstrate propagation of the electron correlation effects systematically. So we choose specifically operators describing A_{hf} , B_{hf} , g_J factor, field-shift constant (F) and electric quadrupole moment (Θ) for this objective. Clearly, they are the scalar, vector and tensor type operators ranging ranks from 0 to

2. Moreover, some of these operators have same angular momentum but different radial dependencies. Therefore, a comparative analysis in the trends of the electron correlation effects can be articulated by investigating these properties in a system using various approximated many-body methods. To make it evident, we give the single particle matrix element expressions of the respective operators below.

A. Field shift constant F

Conventionally, field-shift is theoretically determined assuming uniform charge distribution inside the atomic nucleus in a sphere of radius R . This can yield expression for the field-shift determining operator F_{fs} as [27]

$$F_{fs} = \sum_i f_{fs}^{(0)}(r_i) = \begin{cases} \frac{5Z}{4R^3} \left[1 - \frac{r_i^2}{R^2}\right] & \text{for } r \leq R \\ 0 & \text{for } r > R, \end{cases} \quad (1)$$

where Z is the atomic number. The reduced matrix element of $f_{fs}^{(0)}$ is given by

$$\langle \kappa_f || f_{fs}^{(0)} || \kappa_i \rangle = \langle \kappa_f || \textcircled{C^{(0)}} || \kappa_i \rangle \int_0^\infty dr \textcircled{f_{fs}^{(0)}(r)} \times (P_f P_i + Q_f Q_i), \quad (2)$$

where P and Q are the radial parts of the large and small components of the single particle Dirac wave function, respectively, κ is the relativistic angular momentum quantum number and $C^{(k)}$ is the Racah operator of rank k . In the above expression, we have encircled quantities that define rank of the operator and that is responsible for radial dependency apart from the wave function components. Since F_{fs} is finite only within the nucleus, investigating F_{fs} can test the accuracies of the wave functions in the nuclear region. The reduced matrix element of the Racah tensor $C^{(k)}$ is given by

$$\langle k_f || C^{(k)} || k_i \rangle = (-1)^{j_f+1/2} \sqrt{(2j_f+1)(2j_i+1)} \times \begin{pmatrix} j_f & k & j_i \\ 1/2 & 0 & -1/2 \end{pmatrix} \pi(l_f, k, l_i), \quad (3)$$

with the selection rule

$$\pi(l_f, k, l_i) = \begin{cases} 1, & \text{if } l_f + k + l_i \text{ even} \\ 0, & \text{otherwise} \end{cases} \quad (4)$$

where l is the orbital angular momentum of the corresponding orbital.

The field shift constant is defined as $F = \langle F_{fs} \rangle$ for a given atomic state.

B. Landé g_J factor

The Dirac contribution to the g_J^D factor of a bound electron can be evaluated by [21]

$$g_J^D = \frac{\langle J || \mathbf{N}^{(1)} || J \rangle}{2\mu_B \sqrt{J(J+1)(2J+1)}}, \quad (5)$$

where J is the total angular momentum of the atomic state being considered and $\mathbf{N}^{(1)} = \sum_i \mu_q^{(1)}(r_i)$ such as the corresponding single particle reduced matrix element of $\mu^{(1)}$ is given by

$$\langle \kappa_f || \mu^{(1)} || \kappa_i \rangle = -(\kappa_f + \kappa_i) \langle -\kappa_f || \textcircled{C^{(1)}} || \kappa_i \rangle \times \int_0^\infty dr \textcircled{r} (P_f Q_i + Q_f P_i). \quad (6)$$

As seen from the above equation, this quantity is directly proportional to the radial distance of the electron.

The quantum electrodynamic (QED) correction to the g_J^D factor (Δg_J^Q) can be estimated approximately using the expression [21]

$$\Delta g_J^Q = 0.001160 \frac{\langle J || \Delta \mathbf{N}^{(1)} || J \rangle}{\sqrt{J(J+1)(2J+1)}}, \quad (7)$$

with $\Delta \mathbf{N}^{(1)} = \sum_i \Delta \mu_q^{(1)}(r_i)$ for the reduced matrix element

$$\langle \kappa_f || \Delta \mu^{(1)} || \kappa_i \rangle = -\langle \kappa_f || \textcircled{C^{(1)}} || \kappa_i \rangle \int_0^\infty dr (P_f P_i + Q_f Q_i)$$

Thus, the net value is given by $g_J = g_J^D + \Delta g_J^Q$. The electron correlation effects hardly play any role in estimating the Δg_J^Q correction [28], so the angular and radial dependencies of the expression given by Eq. (5) is reflected in the determination of the g_J factor through different many-body methods.

C. Hyperfine structure constant A_{hf}

The M1 hyperfine structure constant is expressed as [29]

$$A_{hf} = \mu_N g_I \frac{\langle J || \mathbf{T}_{hf}^{(M1)} || J \rangle}{\sqrt{J(J+1)(2J+1)}}, \quad (9)$$

where μ_N is the nuclear magneton, g_I is the ratio of nuclear magnetic dipole moment μ_I and the nuclear spin I . The single particle matrix element of the M1 hyperfine interaction operator $T_{hf}^{(M1)} = \sum_i t_{hf}^{(1)}(r_i)$ is given by

$$\langle \kappa_f || t_{hf}^{(1)} || \kappa_i \rangle = -(\kappa_f + \kappa_i) \langle -\kappa_f || \textcircled{C^{(1)}} || \kappa_i \rangle \times \int_0^\infty dr \frac{(P_f Q_i + Q_f P_i)}{r^2}. \quad (10)$$

Obviously, this quantity is sensitive in the nuclear region owing to the inversely proportional to square of the radial distance of the electrons. In the present analysis, we use the value as $g_I = -0.37646943$ of $^{43}\text{Ca}^+$ [30].

D. Hyperfine structure constant B_{hf}

The E2 hyperfine structure constant is expressed as [29]

$$B_{hf} = Q_{nuc} \left\{ \frac{8J(2J-1)}{(2J+1)(2j+2)(2j+3)} \right\}^{1/2} \times \langle J || \mathbf{T}_{hf}^{(2)} || J \rangle, \quad (11)$$

where Q_{nuc} is the nuclear quadrupole moment. The single particle matrix element of the E2 hyperfine interaction operator $T_{hf}^{(E2)} = \sum_i t_{hf}^{(2)}(r_i)$ is given by

$$\langle \kappa_f || t_{hf}^{(2)} || \kappa_i \rangle = -\langle \kappa_f || \overset{\circ}{C}^{(2)} || \kappa_i \rangle \times \int_0^\infty dr \frac{(P_f P_i + Q_f Q_i)}{\overset{\circ}{r}^3}. \quad (12)$$

This quantity is more sensitive in the nuclear region for its $1/r^3$ dependency. We have considered $Q_{nuc} = 0.0444(6)b$ of $^{43}\text{Ca}^+$ [31] for the theoretical determination of B_{hf} values.

E. Electric quadrupole moment Θ

The Θ value of an atomic state is the expectation value of the quadrupole operator given by [12]

$$Q_{el} = \sum_i q_m^{(2)}(r_i) = -\frac{e}{2} \sum_i (3z_i^2 - r_i^2), \quad (13)$$

with the single particle reduced matrix element given by

$$\langle \kappa_f || q^{(2)} || \kappa_i \rangle = \langle \kappa_f || \overset{\circ}{C}^{(2)} || \kappa_i \rangle \int_0^\infty dr \overset{\circ}{r}^2 \times (P_f P_i + Q_f Q_i). \quad (14)$$

As seen now in Eqs. (2), (6), (10), (12) and (14) all the expressions that we are going to consider in our calculations have different angular and radial dependencies. Below we discuss some of the relativistic many-body methods that we would like to employ for calculating the aforementioned properties in the low-lying $4s^2 S_{1/2}$, $3d^2 D_{3/2}$, $3d^2 D_{5/2}$, $4p^2 P_{1/2}$, and $4p^2 P_{3/2}$ states of $^{43}\text{Ca}^+$. Comparison of the foregoing properties among these states belonging to different orbital angular momenta and parities can demonstrate variation in the correlation trends in these states as well as, it can illustrate their dependencies with the ranks and radial behaviors of the associated operators.

III. METHODS FOR CALCULATIONS

The objective of this work is to investigate roles of the electron correlation effects in the evaluation of properties described by operators with varying rank and radial

dependencies in low-lying states of Ca^+ . For this, we consider the Dirac-Coulomb (DC) interaction Hamiltonian to calculate the atomic wave functions. The DC Hamiltonian in atomic unit (a.u.) is given by

$$H = \sum_i [c\boldsymbol{\alpha} \cdot \mathbf{p}_i + (\beta - 1)c^2 + V_{\text{nuc}}(r_i)] + \sum_{i < j} \frac{1}{r_{ij}}, \quad (15)$$

where c is the velocity of light, $\boldsymbol{\alpha}$ and β are the Dirac matrices, $V_{\text{nuc}}(r)$ is the nuclear potential evaluated considering the Fermi charge distribution and $\frac{1}{r_{ij}} = \frac{1}{|\mathbf{r}_{ij}|} = \frac{1}{|\mathbf{r}_i - \mathbf{r}_j|}$ is the two-body interaction potential between the electrons located at \mathbf{r}_i and \mathbf{r}_j .

It is found in the previous calculation of the g_J factor of the ground state of Ca^+ that, the frequency independent Breit interaction is quite significant. We also estimate contributions due to this interaction by adding the corresponding interaction potential energy in the atomic Hamiltonian as given by

$$V_B(r_{ij}) = -\frac{\{\boldsymbol{\alpha}_i \cdot \boldsymbol{\alpha}_j + (\boldsymbol{\alpha}_i \cdot \hat{\mathbf{r}}_{ij})(\boldsymbol{\alpha}_j \cdot \hat{\mathbf{r}}_{ij})\}}{2r_{ij}}, \quad (16)$$

where $\hat{\mathbf{r}}_{ij}$ is the unit vector along \mathbf{r}_{ij} .

We also consider the lowest-order corrections due to the vacuum potential (VP) and self-energy (SE) effects in the calculations of the wave functions of the bound electrons as described in our previous work [32], considering the nuclear Fermi charge distribution. The VP potential is accounted for as sum of the Uehling ($V_U(r)$) and Wichmann-Kroll ($V_{WK}(r)$) potentials given by [33]

$$V_U(r) = -\frac{2\alpha_e^2}{3r} \int_0^\infty dx x \rho_{\text{nuc}}(x) \int_1^\infty dt \sqrt{t^2 - 1} \times \left(\frac{1}{t^3} + \frac{1}{2t^5} \right) \left[e^{-2ct|r-x|} - e^{-2ct(r+x)} \right] \quad (17)$$

and

$$V_{WK}(r) = -\frac{8Z^2\alpha_e^4}{9r} (0.092) \int_0^\infty dx x \rho_{\text{nuc}}(x) \times (0.22 \{ \arctan[1.15(-0.87 + 2c|r-x|)] - \arctan[1.15(-0.87 + 2c(r+x))] \} + 0.22 \{ \arctan[1.15(0.87 + 2c|r-x|)] - \arctan[1.15(0.87 + 2c(r+x))] \} - 0.11 \{ \ln[0.38 - 0.87c|r-x| + c^2(r-x)^2] - \ln[0.38 - 0.87c(r+x) + c^2(r+x)^2] \} + 0.11 \{ \ln[0.38 + 0.87c|r-x| + c^2(r-x)^2] - \ln[0.38 + 0.87c(r+x) + c^2(r+x)^2] \}), \quad (18)$$

respectively, where ρ_{nuc} is the nuclear density. Similarly, the SE potential is evaluated as the sum of contributions from the electric and magnetic form-factors ($V_{SE}(r) = V_{SE}^{ef}(r) + V_{SE}^{mg}(r)$) following the approach of

Ref. [33]. These expressions are given by

$$\begin{aligned}
V_{SE}^{ef}(r) = & -A(Z)(Z\alpha_e)^4 e^{-Zr} + \frac{B(Z,r)\alpha_e^2}{r} \\
& \times \int_0^\infty dx x \rho_{\text{nuc}}(x) \int_1^\infty dt \frac{1}{\sqrt{t^2-1}} \left\{ \left(\frac{1}{t} - \frac{1}{2t^3} \right) \right. \\
& \times \left[\ln(t^2-1) + 4 \ln \left(\frac{1}{Z\alpha} + \frac{1}{2} \right) \right] \\
& \left. - \frac{3}{2} + \frac{1}{t^2} \right\} \left[e^{-2ct|r-x|} - e^{-2ct(r+x)} \right] \quad (19)
\end{aligned}$$

and from the magnetic form-factor given by

$$\begin{aligned}
V_{SE}^{mg}(r) = & \frac{i\alpha_e}{4\pi c} \boldsymbol{\gamma} \cdot \boldsymbol{\nabla}_r \int_0^\infty d^3x \rho_{\text{nuc}}(x) \\
& \times \left[\left(\int_1^\infty dt \frac{e^{-2tcR}}{Rt^2\sqrt{t^2-1}} \right) - \frac{1}{R} \right], \quad (20)
\end{aligned}$$

where $A(Z) = 0.074 + 0.35Z\alpha_e$, $B(Z,r) = [1.071 - 1.97((Z-80)\alpha_e)^2 - 2.128((Z-80)\alpha_e)^3 + 0.169((Z-80)\alpha_e)^4]cr/(cr + 0.07(Z\alpha_e)^2)$ and $R = |\mathbf{r} - \mathbf{x}|$.

We formulate wave functions by treating the considered states of Ca^+ as a closed-core $[3p^6]$ of Ca^{2+} with a valence orbital from different orbital angular momentum for the computational convenience. Again to demonstrate propagation of electron correlation effects from lower to all-order many-body methods systematically, we adopt Bloch's prescription and express atomic wave function of a state $|\Psi_v\rangle$ with the closed-core $[3p^6]$ and a valence orbital v as [34]

$$|\Psi_v\rangle = \Omega_v |\Phi_v\rangle, \quad (21)$$

where Ω_v and $|\Phi_v\rangle$ are referred to as the wave operator and the DHF wave function, respectively. The DHF wave function is constructed as $|\Phi_v\rangle = a_v^\dagger |\Phi_0\rangle$ for the respective state with the valence orbital v and the DHF wave function of the closed-core $|\Phi_0\rangle$. To generate the DHF orbitals, we use Gaussian type orbital (GTO) basis functions, which are defined as

$$|\phi^l(r)\rangle = r^l \sum_{\nu=1}^{N_l} c_\nu^\dagger e^{-\alpha_\nu r^2} |\chi(\theta, \varphi)\rangle, \quad (22)$$

for a orbital with orbital angular momentum l , where $|\chi(\theta, \varphi)\rangle$ represents for the angular momentum part, N_l corresponds to the total number of analytic functions considered in the calculations and α_ν is an arbitrary coefficient constructed satisfying the even tempering condition between two parameters α_0 and β as

$$\alpha_\nu = \alpha_0 \beta^{\nu-1}. \quad (23)$$

We have chosen 40 GTOs per each l value, $\alpha_0 = 0.00715$ and $\beta = 1.92$ in this work.

In our approach, the electron correlation effects from different electrons are included by dividing Ω_v as

$$\Omega_v = 1 + \chi_0 + \chi_v, \quad (24)$$

TABLE I. Field shift constants (F) in MHz/fm² of the first five low-lying states of Ca^+ from a number of relativistic many-body methods approximated at different levels. Methods from the top to bottom sequence include more physical effects due to inclusion of more electron correlation effects systematically. Corrections from the Breit and lowest-order QED corrections are quoted separately towards the end. Our final values are given as the results from the CCSDpT method along with the higher-order relativistic corrections. Results from other calculations are given for comparison. Ratios of the differences between results from different states are given in the lower part of the table and compared with the other calculations and experimental values.

Method	$4s^2 S_{1/2}$	$4p^2 P_{1/2}$	$4p^2 P_{3/2}$	$3d^2 D_{3/2}$	$3d^2 D_{5/2}$
DHF	-214.537	-0.413	~ 0.0	~ 0.0	~ 0.0
MBPT(2)	-253.635	17.061	17.412	77.605	77.170
MBPT(3)	-249.506	21.130	21.459	91.401	90.767
LCCSD	-273.053	21.966	22.377	116.783	116.835
CCSD ⁽²⁾	-262.486	20.579	20.951	100.208	100.114
CCSD	-259.492	20.715	20.937	103.269	102.698
CCSDpT	-252.604	25.619	25.838	115.929	115.538
+ Breit	0.343	-0.031	-0.031	-0.006	0.057
+QED	-0.781	0.077	0.069	0.339	0.341
Total	-253.042	25.665	25.876	116.262	115.936
Others [43]	-266.6	19.6	19.9	111.8	111.2
Method	$\frac{4s^2 S_{1/2} - 4p^2 P_{3/2}}{4s^2 S_{1/2} - 4p^2 P_{1/2}}$	$\frac{3d^2 D_{3/2} - 4p^2 P_{1/2}}{4s^2 S_{1/2} - 4p^2 P_{1/2}}$	$\frac{3d^2 D_{3/2} - 4p^2 P_{1/2}}{4s^2 S_{1/2} - 4p^2 P_{3/2}}$		
DHF	1.0019	-0.0019	-0.0019		
MBPT(2)	1.0013	-0.2237	-0.2234		
MBPT(3)	0.9988	-0.2597	-0.2593		
LCCSD	1.0014	-0.3214	-0.3209		
CCSD ⁽²⁾	1.0013	-0.2813	-0.2809		
CCSD	1.0008	-0.2946	-0.2944		
CCSDpT	1.0008	-0.3246	-0.3243		
Final	1.0007	-0.3251	-0.3248		
Ref. [43]	1.0010	-0.3222	-0.3218		
Ref. [44]	1.0				
Expt [26]	1.0085(12)	-0.3114(10)	-0.3088(10)		

where χ_0 and χ_v are responsible for carrying out excitations from $|\Phi_0\rangle$ and $|\Phi_v\rangle$, respectively, to account for the electron correlation effects because of the residual interaction $V_{es} = H - H_0$ for the DHF Hamiltonian H_0 . The core orbital relaxations are then estimated by operating χ_0 on $|\Phi_v\rangle$. In the MBPT method, we express as

$$\chi_0 = \sum_k \chi_0^{(k)} \quad \text{and} \quad \chi_v = \sum_k \chi_v^{(k)}, \quad (25)$$

where the superscript k refers to number of V_{es} considered and when it is truncated considering up to n number of V_{es} , we refer to this as MBPT(n) method. Following Bloch's approach, the amplitudes of the χ_0 and χ_v oper-

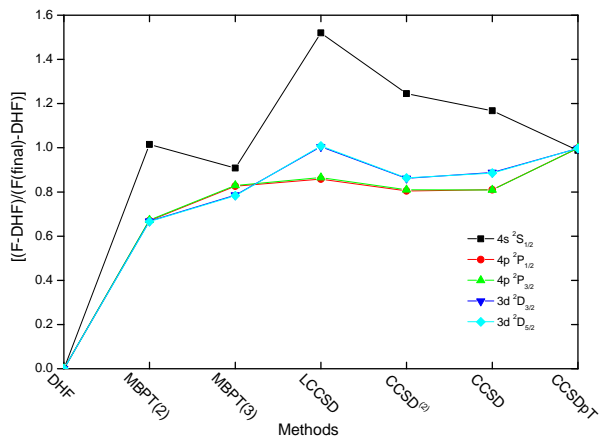


FIG. 1. (Color online) Demonstration of propagation of electron correlation effects in the evaluation of the field shift constants from lower- to all-order methods with different levels of approximations. Methods are quoted in the X-axis with arbitrary unit for the representation purpose only.

ators are obtained by [34]

$$[\chi_0^{(k)}, H_0]P_0 = Q_0 V_{es}(1 + \chi_0^{(k-1)})P_0 \quad (26)$$

and

$$\begin{aligned} [\chi_v^{(k)}, H_0]P_v &= Q_v V_{es}(1 + \chi_0^{(k-1)} + \chi_v^{(k-1)})P_v \\ &\quad - \sum_{m=1}^{k-1} \chi_v^{(k-m)} P_v V_{es} \\ &\quad \times (1 + \chi_0^{(m-1)} + \chi_v^{(m-1)})P_v, \end{aligned} \quad (27)$$

where the projection operators are defined as $P_0 = |\Phi_0\rangle\langle\Phi_0|$ and $P_v = |\Phi_v\rangle\langle\Phi_v|$. The corresponding orthogonal space operators are given by $Q_0 = 1 - P_0$ and $Q_v = 1 - P_v$. Clearly, χ_0 and χ_v are in normal order form with respect to $|\Phi_0\rangle$. We use the normal ordering operators with respect to $|\Phi_0\rangle$ for calculating different properties of Ca^+ .

The electron attachment energy of a state $|\Psi_v\rangle$ is evaluated by using an effective Hamiltonian

$$H_v^{eff} = P_v H_N \Omega_v P_v, \quad (28)$$

where the normal order Hamiltonian $H_N = H - P_0 H P_0$ is used. In the MBPT(2) method, we evaluate attachment energy using the expression $H_v^{eff} = \sum_{k=0}^1 P_v H_N \Omega_v^{(k)} P_v$.

To analyze the correlation effects in the methods to all-order in V_{es} , we employ the RCC theory in the Fock-space formalism using the exponential *ansatz* of the wave function as

$$\begin{aligned} |\Psi_v\rangle &\equiv \Omega_v |\Phi_v\rangle = e^{\{T+S_v\}} |\Phi_v\rangle \\ &= e^T \{1 + S_v\} |\Phi_v\rangle, \end{aligned} \quad (29)$$

which implies that $\chi_0 = e^T - 1$ and $\chi_v = e^T S_v - 1$ with T and S_v are the RCC excitation operators due to V_{es}

TABLE II. Results obtained for $A_{h,f}$ (in MHz) and g_J factors for the considered states in $^{43}\text{Ca}^+$ using a number of relativistic many-body methods. Corrections from the Breit and QED interactions are quoted separately from the CCSDpT method. The final results from the CCSDpT method and the higher order relativistic corrections are compared with the precisely available experimental values. Other calculations on $A_{h,f}$ in $^{43}\text{Ca}^+$ are summarized in Ref. [40] and other theoretical result on g_J factor is given here.

Methods	$4s^2S_{1/2}$		$4p^2P_{1/2}$		$4p^2P_{3/2}$		$3d^2D_{3/2}$		$3d^2D_{5/2}$	
	$A_{h,f}$	g_J	$A_{h,f}$	g_J	$A_{h,f}$	g_J	$A_{h,f}$	g_J	$A_{h,f}$	g_J
DHF	-587.9	2.002273	-101.5	0.665863	-19.6	1.334082	-33.2	0.799458	-14.2	1.200381
MBPT(2)	-787.2	2.001871	-139.5	0.665684	-29.7	1.333777	-42.2	0.798178	-5.8	1.197680
MBPT(3)	-791.8	2.002313	-140.6	0.669027	-30.1	1.334672	-42.2	0.781593	-5.3	1.186231
LCCSD	-852.1	1.999070	-145.3	0.665901	-33.1	1.333605	-49.6	0.800534	-5.9	1.198074
CCSD ⁽²⁾	-814.9	1.999499	-146.3	0.666088	-30.5	1.333659	-47.1	0.799704	-4.5	1.167333
CCSD	-810.0	2.002703	-144.5	0.665796	-30.7	1.334156	-47.1	0.799003	-3.9	1.200896
CCSDpT	-809.6	2.001995	-145.0	0.665520	-30.9	1.333723	-47.4	0.800041	-4.3	1.200343
+Breit	-0.62	-0.0000032	-0.04	0.0000042	-0.03	0.0000013	-0.13	0.0000384	-0.04	0.0000081
+QED	2.78	-0.0000003	0.002	0.0000003	0.01	-0.0000001	0.04	0.0000002	0.04	-0.0000001
$\Delta\sigma_J^Q$		0.002321		-0.000773		0.000773		-0.000465		0.000465
Total	-807.4	2.002267	-145.0	0.665636	-30.9	1.333861	-47.5	0.798554	-4.3	1.200341
Others [11]		2.0022564(6)(12)								
Experiment	-806.40207160(8) [46]	2.00225664(9) [11]	-145.4(1) [47]		-31.0(2) [47]		-47.3(2) [47]		-3.8931(2)	1.2003340(25) [24]

that excite electrons from the core and core along with the valence orbitals to the virtual space respectively. It to be noted that expansion of the exponential form of S_v terminates naturally at the linear level owing to presence of only one valence orbital in the reference DHF state.

We consider only the single and double excitations, denoted by the subscripts 1 and 2 respectively, in the CCSD method by expressing

$$T = T_1 + T_2 \quad \text{and} \quad S_v = S_{1v} + S_{2v}. \quad (30)$$

This approximation is considered to be good enough to account for electron correlation effects quite reliably to produce many results in Ca^+ . Some of the previous calculations [25, 35–37] are reported assuming only the linear terms in Eq. (29) of the CCSD method, referred as LCCSD method, owing to very expensive computations involved with the non-linear terms. For representative analysis of correlation trends in this work from the LCCSD method, we approximate Eq. (29) to

$$|\Psi_v\rangle = \{1 + T + S_v\}|\Phi_v\rangle. \quad (31)$$

The amplitudes of the RCC operators are evaluated using the equations

$$\langle\Phi_0^*|H_N + H_N T|\Phi_0\rangle = 0 \quad (32)$$

and

$$\langle\Phi_v^*|(H_N - \Delta E_v)S_v|\Phi_v\rangle = -\langle\Phi_v^*|(H_N + H_N T)|\Phi_v\rangle, \quad (33)$$

in the LCCSD method approximation. Similarly, these amplitudes are obtained in the CCSD method approximation by the solving the following equations

$$\langle\Phi_0^*|\overline{H}_N|\Phi_0\rangle = 0 \quad (34)$$

and

$$\langle\Phi_v^*|(\overline{H}_N - \Delta E_v)S_v|\Phi_v\rangle = -\langle\Phi_v^*|\overline{H}_N|\Phi_v\rangle. \quad (35)$$

In these expressions $|\Phi_0^*\rangle$ and $|\Phi_v^*\rangle$ are the excited state configurations, here up to doubles, with respect to the DHF states $|\Phi_0\rangle$ and $|\Phi_v\rangle$ respectively and $\overline{H}_N = (H_N e^T)_l$ with subscript l representing for the linked terms only. The attachment energy ΔE_v of the electron in the valence orbital v following Eq. (28) is evaluated as

$$\Delta E_v = \langle\Phi_v|\{H_N + H_N T + H_N S_v\}|\Phi_v\rangle \quad (36)$$

in the LCCSD method and

$$\Delta E_v = \langle\Phi_v|\overline{H}_N\{1 + S_v\}|\Phi_v\rangle \quad (37)$$

in the CCSD method framework.

After obtaining amplitudes of the wave operators using the equations described earlier, the considered properties are evaluated as the the expectation values of the respective operators. Representing them by a general operator O , the expectation value in the state $|\Psi_v\rangle$ is evaluated by

$$\frac{\langle\Psi_v|O|\Psi_v\rangle}{\langle\Psi_v|\Psi_v\rangle} = \frac{\langle\Phi_v|\Omega_v^\dagger O_N \Omega_v|\Phi_v\rangle}{\langle\Phi_v|\Omega_v^\dagger \Omega_v|\Phi_v\rangle}, \quad (38)$$

with $O_N = O - P_0 O P_0$. This in the MBPT(n) method corresponds to

$$\frac{\langle\Psi_v|O|\Psi_v\rangle}{\langle\Psi_v|\Psi_v\rangle} = \frac{\sum_{k=0}^n \sum_{m=0}^n \langle\Phi_v|[1 + \chi_0^{\dagger(m)} + \chi_v^{\dagger(m)}]O_N[1 + \chi_0^{(k)} + \chi_v^{(k)}]|\Phi_v\rangle}{\sum_{k=0}^n \sum_{m=0}^n \langle\Phi_v|[1 + \chi_0^{\dagger(m)} + \chi_v^{\dagger(m)}][1 + \chi_0^{(k)} + \chi_v^{(k)}]|\Phi_v\rangle}, \quad (39)$$

with the constraint that each term in the expansion of the above expression should have $m + k \leq n$ orders of V_{es} . We consider terms belonging to both MBPT(2) and

MBPT(3) methods for our analysis.

Similarly, the properties in the LCCSD method approximation are evaluated by

$$\frac{\langle\Psi_v|O|\Psi_v\rangle}{\langle\Psi_v|\Psi_v\rangle} = \frac{\langle\Phi_v|\{O_N + O_N T + T^\dagger O_N + O_N S_v + S_v^\dagger O_N + T^\dagger O_N T + S_v^\dagger O_N T + T^\dagger O_N S_v + S_v^\dagger O_N S_v\}|\Phi_v\rangle}{\langle\Phi_v|\{1 + T^\dagger T + S_v^\dagger T + T^\dagger S_v + S_v^\dagger S_v\}|\Phi_v\rangle} \quad (40)$$

and evaluating the following expression in the CCSD

method

$$\frac{\langle\Psi_v|O|\Psi_v\rangle}{\langle\Psi_v|\Psi_v\rangle} = \frac{\langle\Phi_v|\{1 + S_v^\dagger\}e^{T^\dagger}O_N e^T\{1 + S_v\}|\Phi_v\rangle}{\langle\Phi_v|\{1 + S_v^\dagger\}e^{T^\dagger}e^T\{1 + S_v\}|\Phi_v\rangle} \quad (41)$$

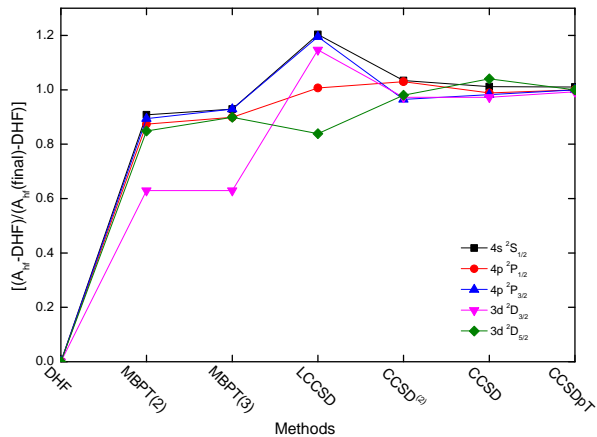


FIG. 2. (Color online) Correlation trends in the A_{hf} values from lower- to all-order many-body methods with different levels of approximations. Methods quoted in the X-axis are with arbitrary unit.

Contribution coming from $\langle \Phi_v | O_N | \Phi_v \rangle = \langle \phi_v | o | \phi_v \rangle$ for the single particle wave function of the valence orbital $|\phi_v\rangle$ and expressing $O = \sum_i o(r_i)$ in the above expressions is termed as the DHF result here. As can be seen, the property evaluating expressions in the MBPT(2) and LCCSD methods have finite terms while the expression of the CCSD method has infinite numbers of terms due to non-truncative nature of $e^{T^\dagger} O e^T$ and $e^{T^\dagger} e^T$. However, we adopt an iterative procedure to incorporate as much contributions from these non-truncative series as described in our previous works [38, 39]. Further to highlight the differences in the results from the LCCSD and CCSD methods due to the non-linear terms appearing in the amplitude and property determining expressions, we also evaluate contributions by using the expression of Eq. (40) but substituting amplitudes of the CCSD operators. This approximation is referred to as the CCSD⁽²⁾ method, which involves non-linear contributions only through the wave functions.

Uncertainties in our calculations would come from three different sources: (i) consideration of finite size of basis functions in the calculations, (ii) higher level excitations over the CCSD method and (iii) numerical calculations of various operations. As mentioned earlier we are not focusing here to give very accurate results, but our intention is to draw attentions on the trends of correlation effects in the evaluation of properties having different radial and angular behaviors. In this point of view, we do not focus on the basis size truncation error and numerical instabilities. Such analyses are already carried out in our previous studies in most of the considered properties [15, 26, 28, 40, 41]. However, we would like to demonstrate importance of the higher level excitations contributions that are neglected in the CCSD method approximations in the determination of various properties in Ca^+ . To answer this to some extent, we

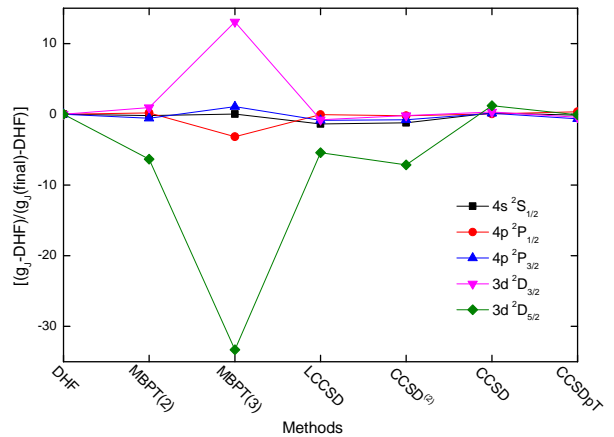


FIG. 3. (Color online) Correlation trends in the g_J factors from lower- to all-order many-body methods with different levels of approximations. Methods quoted in the X-axis are with arbitrary unit.

estimate contributions from the leading order triple excitations that are neglected in the CCSD method. For the same, we define perturbative RCC operators to include leading order triple excitations as

$$T_3^{pert} = \frac{1}{6} \sum_{abc,pqr} \frac{(H_N T_2)_{abc}^{pqr}}{\epsilon_a + \epsilon_b + \epsilon_c - \epsilon_p - \epsilon_q - \epsilon_r} \quad (42)$$

and

$$S_{3v}^{pert} = \frac{1}{4} \sum_{ab,pqr} \frac{(H_N T_2 + H_N S_{2v})_{abv}^{pqr}}{\Delta E_v + \epsilon_a + \epsilon_b - \epsilon_p - \epsilon_q - \epsilon_r}, \quad (43)$$

as part of the T and S_v operators, respectively. In these definitions, $\{a, b, c\}$ and $\{p, q, r\}$ represent for the occupied and virtual orbitals, respectively, and ϵ are their single particle orbital energies. Contributions from the T_3^{pert} and S_{3v}^{pert} operators are estimated using Eq. (41). This follows evaluation of extra terms as $T_2^\dagger O T_3^{pert}$, $T_2^\dagger O S_{3v}^{pert}$, $S_{2v}^\dagger O S_{3v}^{pert}$, $S_{1v}^\dagger T_2^\dagger O S_{3v}^{pert}$, $T_3^{pert\dagger} O T_3^{pert}$, $S_{3v}^{pert\dagger} O S_{3v}^{pert}$, and their complex conjugate (c.c.) terms, which are computationally very expensive. Nevertheless, we have put lot of efforts to estimate contributions from these terms by computing more than 500 diagrams adopting intermediate steps. These diagrams involves at least $n_p^4 n_h^3$, $n_p^3 n_h^5$, $n_p^5 n_h^3$, $n_p^4 n_h^4$, or $n_p^6 n_h^2$ times allowed multipoles of the RCC operators, with n_p number of virtual orbitals and n_h number of occupied orbits, even after adopting the intermediate steps of computations. The CCSD values along with these contributions are referred to as the results from the singles, doubles and partial triples coupled-cluster (CCSDpT) method.

TABLE III. Results of B_{hf} (in MHz) and Θ (in a.u.) from different methods and comparison with other calculations and high-precision experimental values. Other theoretical works on B_{hf} are discussed elsewhere [40].

Methods	$4p^2P_{3/2}$		$3d^2D_{3/2}$		$3d^2D_{5/2}$	
	B_{hf}	Θ	B_{hf}	Θ	B_{hf}	Θ
DHF	-4.301	4.670	-2.417	1.712	-3.425	2.451
MBPT(2)	-6.420	4.334	-3.030	1.266	-4.295	1.814
MBPT(3)	-6.462	4.332	-2.974	1.265	-4.147	1.812
LCCSD	-7.091	4.279	-3.104	1.208	-4.399	1.732
CCSD ⁽²⁾	-6.711	4.339	-3.160	1.287	-4.443	1.844
CCSD	-6.700	4.341	-3.030	1.291	-4.235	1.849
CCSDpT	-6.702	4.338	-3.027	1.289	-4.117	1.846
+Breit	0.0079	-0.0006	-0.0006	-0.002	-0.0041	-0.002
+QED	-0.0003	~ 0.0	-0.0002	0.0	-0.0003	0.0
Total	-6.694	4.337	-3.028	1.287	-4.121	1.844
Ref. [51]				1.289(11)		1.849(17)
Ref. [41]				1.338		1.917
Experiment	-6.7(1.4) [49]; -4.2(1.3) [50]		-3.7(1.9) [47]		-4.241(4) [48]	

IV. RESULTS AND DISCUSSION

Before discussing the trends of electron correlation effects in Ca^+ for evaluating the considered properties, we give results of these quantities obtained from various approximated many-body methods and compare them against the available experimental values. First, we compare results in many of the low-lying states from various approximated methods and strive to perceive their underlying trends in the electron correlation contributions to determine the spectroscopic properties. This is done for the individual properties and compared with the available experimental results and other theoretical calculations. We proceed first with the results for the field shift constants in which the associated operator is a scalar. This follows with the discussions about the A_{hf} and g_J values, that are described by the operators having the same rank (i.e. one) but different radial behaviors. Then, we present the B_{hf} and Θ values that are finite only for the states with angular momenta $J > 1/2$ following the triangle condition for their physical operators of rank two.

The field shift constants obtained from different employed methods for the considered states are given in Table I. These quantities cannot be measured directly for a state in an experiment, but their differences between any two states can be extracted out from the isotope shift measurement of the transition involving the states using the King's plot [42]. Our final values are given as the results obtained using the CCSDpT method along with the relativistic corrections from the Breit and QED interactions. We have compared our results with another calculations available using the MBPT(3) method [43] in Table I. As seen, results from our MBPT(3) method and

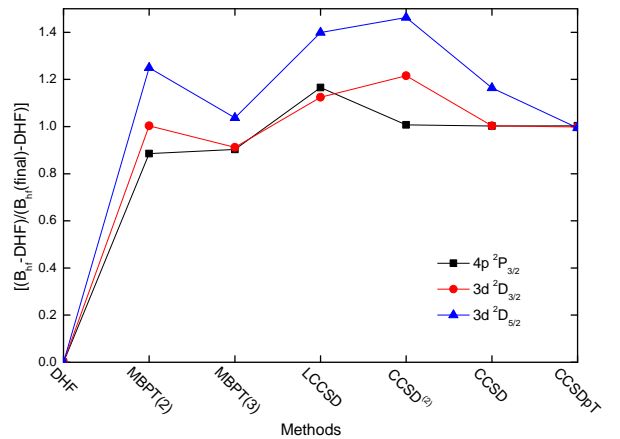


FIG. 4. (Color online) Correlation trends in the B_{hf} values from lower- to all-order many-body methods with different levels of approximations. Methods quoted in the X-axis are with arbitrary unit.

that are given in Ref. [43] differ a lot. This is because there are also additional contributions included from the higher-order random-phase approximation (RPA) with the MBPT(3) contributions in Ref. [43]. In fact, one more calculation is available on the field shift contributions to the D1 and D2 lines of Ca^+ , but it does not give field shift constants for the individual state [44].

The differences in the field shift contributions in Ca^+ for the D1, D2 and $3d^2D_{3/2} \rightarrow 4p^2P_{1/2}$ transitions were extracted out in the recent measurements [26, 45]. It is observed in these measurements that ratios of the field shifts between the above transitions do not agree with

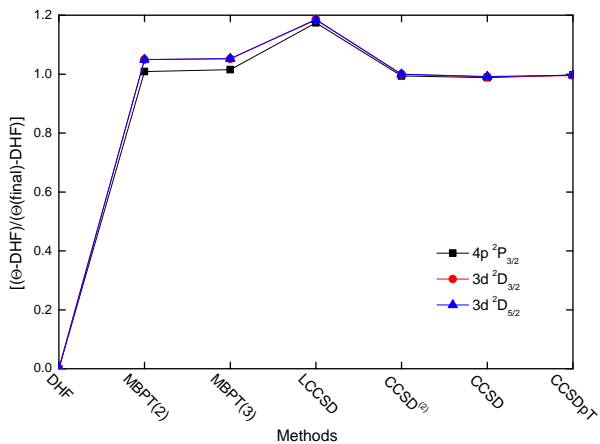


FIG. 5. (Color online) Correlation trends in the Θ values from lower- to all-order many-body methods with different levels of approximations. Methods quoted in the X-axis are with arbitrary unit.

the previously available calculations. To investigate it further using our results from all the considered methods at different levels of approximation, we present ratios for these transitions and compare them against the experimental values towards the end of Table I. As can be seen, the ratio of F values among the D2 and D1 lines do not agree with the experimental values at all. It gives a slightly larger value at the DHF method, but then the ratio remains almost constant around 1.0010 from the all-order methods. The CCSD and CCSDpT methods give a smaller value about 1.0008 even when the F values for the individual states differ significantly, and finally it settles down at 1.0007 after considering the relativistic corrections. This is in close agreement with the value given by a combined configuration (CI) and MBPT method in Ref. [26]. We had reported this ratio as 1.0029 from the CCSD method in Ref. [26], however when more effective two-body contributions from the non-linear terms of the truncative series appearing in Eq. (41) are included the ratio came down drastically. We had also estimated partial triples effects by considering many important diagrams representing the $T_2^\dagger OS_{3v}^{pert}$ RCC term in Ref. [26]. We, however, find contributions from the other aforementioned terms containing the triply excited perturbed operators cancel out most of the contributions from the above term. The net partial triples contributions are still significant to the field shift constants, but the ratio between the D2 and D1 lines is not affected much. The results from Ref. [43] gives this ratio as 1.0010, while the other calculation based on the finite gradient approach in the Green function technique offers this ratio as one [44]. In contrast, the ratios among the field shift of the $3d^2D_{3/2} \rightarrow 4p^2P_{1/2}$ transition with the D1 and D2 lines show very different trends. The DHF method gives low ratios and gradually their values increase and then decrease; finally producing values towards the experimen-

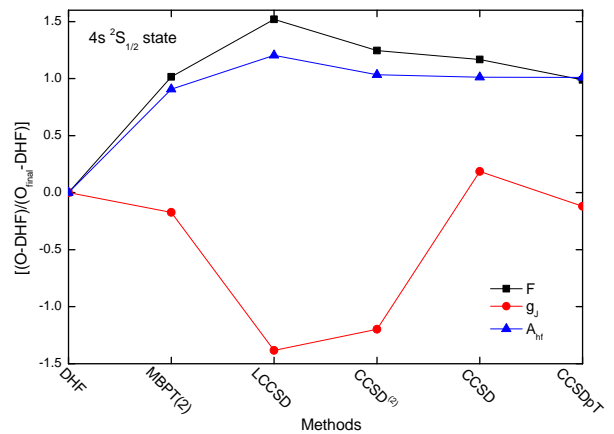


FIG. 6. (Color online) Comparison of correlation trends among various properties with different radial and angular momentum dependencies through the employed many-body methods in the ground state of $^{43}\text{Ca}^+$.

tal results. In fact, large differences in the F values from the CCSDpT and CCSD methods suggest that the electron correlation effects play crucial roles to determine the $3d^2D_{3/2;5/2}$ states. This also helps in improving the ratios over the results from the CCSD method. It, however, gives almost the same ratios between the F values of the $3d^2D_{3/2} \rightarrow 4p^2P_{1/2}$ transition with the D1 and D2 lines. Thus, it supports the fact that the $4p^2P_{1/2}$ and $4p^2P_{3/2}$ states behave differently in the nuclear region which cannot be described by determining the nuclear potential in the uniform charge distribution approximation.

In Fig. 1, we plot the field shift constants from different methods normalizing with the final values of the respective states. In these results we have subtracted out the DHF contributions in order to highlight the propagation of the electron correlation effects through all the considered many-body methods. As seen, the correlation effects in the ground state seem to be very large as its valence s -orbital has larger overlap in the nuclear region. In different states the correlation effects are seen to be enhanced through lower to higher-order many-body methods, except a slight deviation in the ground state. The MBPT(2) method estimates little larger correlation effects than the MBPT(3) method and the LCCSD method overestimates these effects in the ground state. There are also noticeable differences between the results from the CCSD⁽²⁾ and CCSD methods indicating that the non-linear terms from Eq. (41) play important roles in determining the F values.

In Table II, we present the A_{hf} and g_J values together from the employed methods for all the considered states in $^{43}\text{Ca}^+$. Available precise experimental results of these quantities are also quoted at the end of the table [11, 24, 46, 47]. As mentioned in Sec. II, the corresponding electronic operators to evaluate these quantities have the same angular factors but with different radial depen-

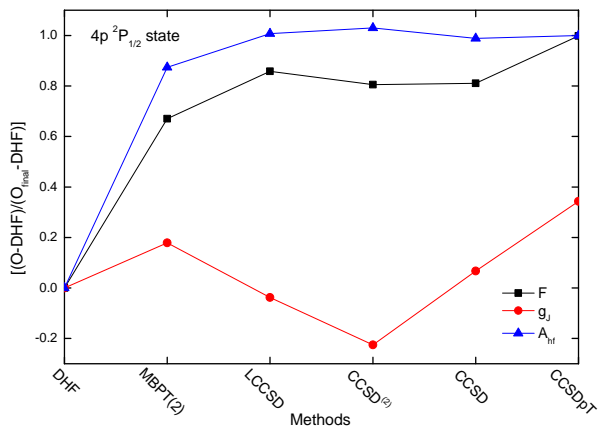


FIG. 7. (Color online) Comparison of correlation trends among investigated properties in the $4p \ ^2P_{1/2}$ state of $^{43}\text{Ca}^+$ through the employed many-body methods.

dencies. Comparison in the trends of the results from the DHF to CCSDpT methods demonstrate, they do not follow similar pattern in the propagation of the electron correlation effects. For example, the DHF value of A_{hf} for the $4s \ ^2S_{1/2}$ state is about two-third of the experimental value, while the DHF value of g_J in this state is very close to the experimental value. Inclusion of the correlation effects through the MBPT(2) method brings the A_{hf} value towards the experimental result in the $4s \ ^2S_{1/2}$ state, but the LCCSD method overestimates the value while the CCSD method takes it again very close to the experimental result. Addition of higher-order relativistic corrections from the Breit and QED interactions improve the results further, so also the triples contributions from the CCSDpT method. This trend is almost similar in other states except in the $3d \ ^2D_{5/2}$ state of $^{43}\text{Ca}^+$ for the evaluation of A_{hf} . In the $3d \ ^2D_{5/2}$ state, the DHF method predicts a very large value while inclusion of the correlation effects lower the value close to the experimental result. Higher relativistic corrections and triples contributions through the CCSDpT method are found to be very small. In our previous work [31], we had discussed results from other calculations and also reported values from the CCSD method. However, we had only accounted for linear terms from $e^{T^\dagger} O_N e^T$ of Eq. (41) in that work, while the non-linear terms are included through self-consistent procedure here.

To demonstrate prominently the trends of correlation effects captured through lower to all-order many-body methods, we plot the $(A_{hf}-\text{DHF})/(A_{hf}(\text{final})-\text{DHF})$ values of A_{hf} from all the employed methods in Fig. 2, where $A_{hf}(\text{final})$ corresponds to the final result. As can be seen, these trends are different than the F values shown in Fig. 1. The plots are almost flat from the MBPT(2) to MBPT(3) methods and also from the CCSD to CCSDpT methods implying partial triple effects are

negligibly small. The LCCSD method overestimates the correlation effects in all the states except in the $3d \ ^2D_{5/2}$ state, in which it underestimates these effects. In contrast to the F values, we find here there is almost no difference between the results from the CCSD⁽²⁾ and CCSD methods. This suggests that the non-linear effects add contributions only through the evaluation of the amplitudes of the wave functions.

Even though A_{hf} and g_J determining expressions have same angular factors, the DHF value of the g_J factor of the ground state is found to be close to the experimental value in contrast to the A_{hf} value as mentioned above. When the correlation effects are added through the MBPT(2) and MBPT(3) methods, the results do not improve over the DHF values. In fact, the all-order LCCSD, CCSD⁽²⁾ and CCSD methods also do not give satisfactory results compared with the experimental value [11]. Corrections from the Breit and QED interactions are found to be extremely small with respect to the contributions arising due to the electron correlation effects. The partial triple effects, however, play very important roles in achieving result to the closed experimental value. In fact, this is achieved at the cost of huge computational efforts to evaluate contributions from more than 500 diagrams. Again, trends of correlation contributions to the excited states are also found to be different than the ground state. In these states, the triples effects through the CCSDpT method are also coming out to be quite large. Corrections from the Breit and QED interactions are not so important than the higher-order electron correlation effects. Our result for the $3d \ ^2D_{5/2}$ state also agrees reasonably with the corresponding experimental value [24]. There is only one calculation on the g_J factor available for the ground state using the MCDF method reported by the same authors who had performed the measurement [11]. They had used a very larger number of CSFs to attain the result matching with the experimental value.

In Fig. 3, we plot the $(g_J-\text{DHF})/(g_J(\text{final})-\text{DHF})$ values of the g_J factors of the considered states from all the employed methods. We have also subtracted the Δg_J^Q values to highlight only the correlation contributions. As can be seen the correlation effects included through the MBPT(3) method give unusually large contributions, especially in the $3d \ ^2D_{3/2}$ and $3d \ ^2D_{5/2}$ states. It to be noted here is that the differences between the results from the MBPT(2) and MBPT(3) methods represent the contributions from the triples at the lowest-order of the $T_2^\dagger O S_{3v}^{\text{pert}}$ RCC term. Again, the all-order triples effects are found to be crucial in Table II to compare the final results with the experimental values. However, in the above plot the differences in the results from the CCSD⁽²⁾, CCSD and CCSDpT methods are not clearly visible because of the large values plotted from the MBPT(3) method. Nevertheless, we find a completely different trend of the correlation effects in the evaluation of the g_J factors than the A_{hf} values, as well as from the field shift constants.

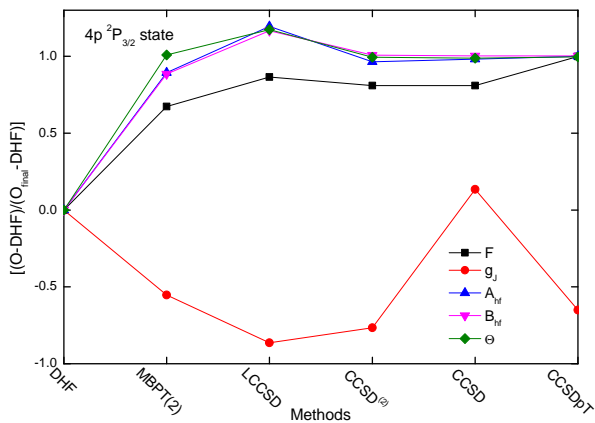


FIG. 8. (Color online) Comparison of correlation trends in the $4p\ ^2P_{3/2}$ state of $^{43}\text{Ca}^+$ among the considered properties from the employed relativistic many-body methods.

In Table III, we present results for B_{hf} and Θ and compare them with their available experimental values. These quantities are finite only for the states with $J > 1/2$. The most precise experimental value for B_{hf} is available in the $3d\ ^2D_{5/2}$ state. The correlation trends for the evaluation of B_{hf} are found to be exactly similar in the determination of the A_{hf} values for their corresponding states except in the $3d\ ^2D_{5/2}$ state. The correlation trend in this state is also similar with the $4p\ ^2P_{3/2}$ and $3d\ ^2D_{3/2}$ states. We have compared our calculated results with the available most precise measurements [47–50]. We have quoted here two experimental values for the $4p\ ^2P_{3/2}$ state. The reason for this is, we had obtained $Q_{nuc} = 0.0444(6)b$ [31] by combining our calculation with the high precision experimental B_{hf} value of the $3d\ ^2D_{5/2}$ state [48]. Our present calculation also conform with our previously reported value even after accounting more non-linear terms in Eq. (41). However, we are unable to produce the B_{hf} values close to the experimental results, especially for the $3d\ ^2D_{5/2}$ state, when $Q_{nuc} = 0.028(9)b$ from Ref. [50] is multiplied with our calculations. Considering $Q_{nuc} = 0.0444(6)b$, we are able to produce B_{hf} of the $4p\ ^2P_{3/2}$ state as -6.693 MHz, which is very close to the previously reported experimental value as $-6.7(1.4)$ MHz [49] and differ significantly from the latest measured value $-4.2(1.3)$ MHz [50]. Nevertheless, we get results agreeing within the error bars of the other experimental results in all the three states. We had also discussed about other calculations on these quantities in our earlier work [31].

To recognize the trends of the correlation effects in the determination of the B_{hf} values, we plot the $(B_{hf} - \text{DHF}) / (B_{hf}(\text{final}) - \text{DHF})$ values from different methods in Fig. 4. It shows the correlation trends in the $4p\ ^2P_{3/2}$ and $3d\ ^2D_{3/2}$ states are almost similar, while they are quite large in the $3d\ ^2D_{5/2}$ state. Differences in

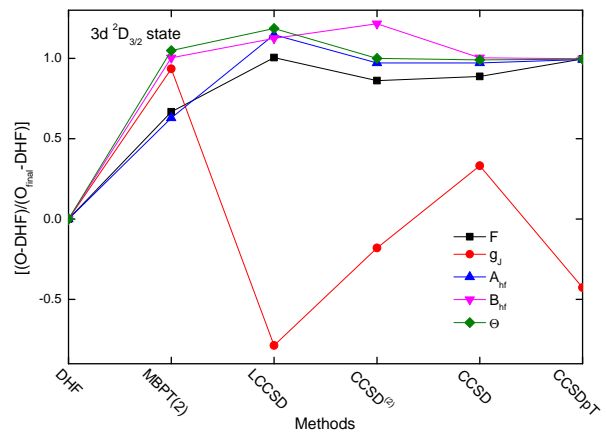


FIG. 9. (Color online) Comparison of correlation trends through the employed many-body methods for various properties in the metastable $3d\ ^2D_{3/2}$ state of $^{43}\text{Ca}^+$.

the results from the CCSD and CCSDpT methods indicate that partial triples contributions in the former two states are almost negligible and it is significant in the later state. These plots are also different than the trends observed in the evaluation of the A_{hf} values in the respective states.

There is only one experimental value available for Θ of the $3d\ ^2D_{5/2}$ state. As stated earlier, the electronic components of Q_{el} and B_{hf} determining operators are same and differ in their radial behavior. As seen in Table III, the correlation trends from the DHF value seem to be completely different in the evaluation of the B_{hf} and Θ values. In the case of the evaluation of Θ , the DHF method gives large values while all the considered many-body methods reduce these values due to inclusion of the correlation effects. The all-order methods at the LCCSD method approximation gives very small values, but the CCSD method increases their values. It implies that the electron correlation effects incorporated through the non-linear terms are found to be quite significant. Higher relativistic corrections to these quantities are also found to be negligible. The contributions from the leading order triples are also very small in all these states. In our previous calculation [41], we had reported these values for the $3d\ ^2D_{3/2}$ and $3d\ ^2D_{5/2}$ states using the CCSD method. Those CCSD results were much larger than the present CCSD values owing to two reasons: First of all a finite number of effective one-body terms from Eq. (41) were considered and the self-consistent procedure improve the results notably. Moreover, it was demonstrated in another calculation [51] that correlation contributions from the orbitals belonging to the higher orbital angular momenta are crucial in achieving precise values of Θ in Ca^+ . We also found inclusion of orbitals from the orbital angular momentum beyond $l = 4$, up to which it was considered in our previous work [41], reduce the values quite

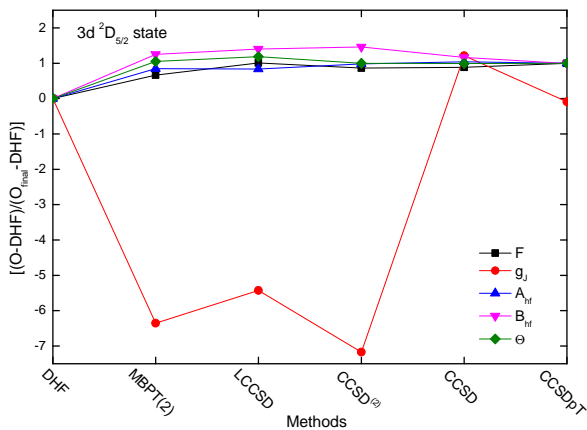


FIG. 10. (Color online) Comparison of correlation trends through the employed many-body methods for various properties in the metastable $3d\ ^2D_{5/2}$ state of $^{43}\text{Ca}^+$.

remarkably.

The correlation trends in the evaluation of Θ are shown in Fig. 5 by plotting the $(\Theta - \text{DHF})/(\Theta(\text{final}) - \text{DHF})$ values from all the methods in the $4p\ ^2P_{3/2}$, $3d\ ^2D_{3/2}$ and $3d\ ^2D_{5/2}$ states. As can be seen from the figure, the correlation effects are behaving almost similar trends in all the states and different than the trends observed in the evaluation of the B_{hf} values. The LCCSD method does not seem to be good approximation to evaluate this property.

After adducing different trends of electron correlation effects in the evaluation of a given property among the considered states of Ca^+ , we intend now to compare these trends among different properties for a given state. For this purpose, we plot the $(O - \text{DHF})/(O_{\text{final}} - \text{DHF})$ values, for the respective operator O , comparing all the considered properties in the $4s\ ^2S_{1/2}$, $4p\ ^2P_{1/2}$, $4p\ ^2P_{3/2}$, $3d\ ^2D_{3/2}$ and $3d\ ^2D_{5/2}$ states of $^{43}\text{Ca}^+$ in Figs. 6, 7, 8, 9 and 10, respectively. We have not used results from the MBPT(3) method as the correlation contributions to the g_J factors from this method are very large. Thus, when results from the MBPT(3) method are included, the correlation effects from other methods are not clearly distinguished. It is evident from these plots that correlation trends are not similar in all the properties and they differ among the properties described by operators with the same ranks but different radial behaviors. In Figs. 8 and 9, it is also obvious that their behaviors are not unique in atomic states having same angular momentum. We can argue by comparing Figs. 9 and 10 that correlation effects follow distinct trends in the states having same parity and orbital angular momentum l but different total angular momentum J .

V. SUMMARY

We have investigated dependencies of electron correlation effects with the rank and radial behaviors of the electronic components of many physical operators describing different atomic properties. For this purpose, we have evaluated field shift constants, hyperfine structure constants, g_J factors and electric quadrupole moments in the first five low-lying states belonging to different orbital angular momenta of Ca^+ . We have considered the DHF method to determine the zeroth-order results, then employed second-order and third-order many-body perturbation theories, and linearized coupled-cluster and non-linearized coupled-cluster methods with all the singles and doubles excitations and important triples excitations in the perturbative approaches. To demonstrate propagation of electron correlation effects in this ion in the evaluation of various properties of the considered states, we have implemented the above many-body methods in the Fock-space framework adopting Bloch's equations. Correlation trends in all the investigated states were compared from all the employed methods for the individual property and then they were compared for all the properties in a given state. The following conclusions are drawn from these analyses:

- (i) We find almost all the contributions to the reported results are coming from the electron correlation effects from the Dirac-Coulomb interactions, while the higher relativistic effects are non-negligible in the ground state.
- (ii) From the estimate of leading order triples contributions, it implies that it is imperative to consider full triple excitations to achieve very high precision results for the g_J factors in the considered ion.
- (iii) Even when the properties under considerations have same angular factors but differ in radial behaviors, the electron correlation effects in a given state can exhibit very different trends in these properties.
- (iv) Sometime a lower-order theory, such as the second-order many-body perturbation method, can predict more accurate results than an all-order perturbative method, like the LCCSD method.

(v) Our analysis suggests that by just comparing theoretical values from an approximated many-body method for a particular property with the corresponding experimental results cannot justify capability of the method to produce high-precision results for any general studies. As a solution to this problem, we would like to suggest that uncertainties to theoretical results can be estimated by analyzing contributions from the higher-order correlation effects that can arise through the neglected higher-level configurations in the calculations. In case, this leads to complication in a sophisticated many-body method like a truncated RCC method then accuracies of the wave functions should be adjudged by carrying out calculations of many properties of the atomic states having different radial and angular behaviors and comparing them with the available experimental values.

The above findings can be very useful while bench-

marking the approximated many-body methods to reproduce the experimental results and for providing high-precision theoretical results. It will offer some confidence on the theoretical studies of the respective properties to gauge uncertainties that may appear in the truncation of an employed many-body method. This will also help in judging the uncertainties of matrix elements of any given physical operators more reliably which cannot be obtained directly from experiments, by analyzing the radial and angular moment factors of the corresponding operators. Knowledge of behavior of electron correlation effects in an atomic system can guide an experimentalist to use the available theoretical values from different many-body methods for performing measurements in the right directions prior to the observations and it can give confidence in using theoretical values from a method for

which experiments cannot be conducted.

ACKNOWLEDGEMENT

C.-B. L. acknowledges support from National Science Foundation of China (Grant No. 91536102 and 91336211) and the Strategic Priority Research Program of CAS (Grant No. XDB21030300), and B. K. S. acknowledges financial support from CAS through the PIFI fellowship under the project number 2017VMB0023. Computations were carried out using Vikram-100 HPC cluster of Physical Research Laboratory (PRL), Ahmedabad, India.

-
- [1] I. Shavitt and R. J. Bartlett, *Many-body methods in Chemistry and Physics*, Cambridge University Press, Cambridge, UK (2009).
- [2] A. Szabo and N. Ostlund, *Modern Quantum Chemistry*, Dover Publications, Inc., Mineola, New York, First edition (revised), 1996.
- [3] T. Helgaker, P. Jorgensen and J. Olsen, *Molecular Electronic-Structure Theory*, John Wiley & Sons Ltd., Chichester, England (1999).
- [4] A. Aoki, Y. Torii, B. K. Sahoo, B. P. Das, K. Harada, T. Hayamizu, K. Sakamoto, H. Kawamura, T. Inoue, A. Uchiyama, S. Ito, R. Yoshioka, K. S. Tanaka, M. Itoh, A. Hatakeyama, and Y. Sakemi, *Appl. Phys. B* **123**, 120 (2017).
- [5] B. K. Sahoo and B. P. Das, *Mol. Phys.* (<http://dx.doi.org/10.1080/00268976.2017.1317859>).
- [6] J. S. M. Ginges and V. V. Flambaum, *Phys. Rep.* **637**, 63 (2004).
- [7] N. Yamanaka, B. K. Sahoo, N. Yoshinaga, T. Sato, K. Asahi, and B. P. Das, *Eur. Phys. J. A* **53**, 54 (2017).
- [8] B. K. Sahoo, *Relativistic Calculations of Atomic Clocks*, Handbook on Relativistic Quantum Chemistry, ed. by Wenjian Liu, Springer Publication, pp. 611-655 (2017).
- [9] M. A. Nielsen and I. L. Chuang, *Quantum Computation and Quantum Information*, Cambridge University Press, 2000.
- [10] V. A. Dzuba, V. V. Flambaum, M. S. Safronova, S. G. Porsev, T. Pruttivarasin, M. A. Hohensee and H. Häffner, *Nature Phys.* **12**, 465 (2016).
- [11] G. Tommaseo, T. Pfeil, G. Revalde, G. Werth, P. Indelicato, and J.P. Desclaux, *Eur. Phys. J. D* **25**, 113 (2003).
- [12] W. M. Itano, *Phys. Rev. A* **73**, 022510 (2005).
- [13] B. K. Sahoo, Md. R. Islam, B. P. Das, R. K. Chaudhuri and D. Mukherjee, *Phys. Rev. A* **74**, 062504 (2006).
- [14] B. K. Sahoo, C. Sur, T. Beier, B. P. Das, R. K. Chaudhuri and D. Mukherjee, *Phys. Rev. A* **75**, 042504 (2007).
- [15] B. K. Sahoo, G. Gopakumar, H. Merlitz, R. K. Chaudhuri, B. P. Das, U. S. Mahapatra and D. Mukherjee, *Phys. Rev. A* **68**, 040501(R) (2003).
- [16] Y. Singh, B. K. Sahoo and B. P. Das, *Phys. Rev. A* **89**, 030502(R) (2014).
- [17] Y. Singh and B. K. Sahoo, *Phys. Rev. A* **91**, 030501(R) (2015).
- [18] A.-M. Mrtensson-Pendrill, A. Ynnerman, H. Warston, L. Vermeeren, R. E. Silverans, A. Klein, R. Neugart, C. Schulz, P. Lievens, and The ISOLDE Collaboration, *Phys. Rev. A* **45**, 4675 (1992).
- [19] K. Wendt, S. A. Ahmad, W. Klempt, R. Neugart, E. W. Otten, and H. H. Stroke, *Z. Phys. D* **4**, 227 (1987).
- [20] T. Brage, C. R. Proffitt, G. M. Wahlgren, D. S. Leckrone, and S. Johansson, *Atomic Calculations Inspired by the GHRS - gf-Values, Hyperfine Structure Constants, and Isotope Shifts for Heavy Elements*, The Scientific Impact of the Goddard High Resolution Spectrograph ASP Conference Series, ed. by J. C. Brandt, T. B. Ake, and C. C. Petersen, vol. 143, pp. 378 (1998).
- [21] K. T. Cheng and W. J. Childs, *Phys. Rev. A* **31**, 2775 (1985).
- [22] Y. Huang, J. Cao, P. Liu, K. Liang, B. Ou, H. Guan, X. Huang, T. Li, and K. Gao, *Phys. Rev. A* **85**, 030503(R) (2012).
- [23] K. Matsubara, K. Hayasaka, Y. Li, H. Ito, S. Nagano, M. Kajita and M. Hosokawa, *Appl. Phys. Express* **1**, 067011 (2008).
- [24] M. Chwalla, J. Benhelm, K. Kim, G. Kirchmair, T. Monz, M. Riebe, P. Schindler, A. S. Villar, W. Hänsel, C. F. Roos, R. Blatt, M. Abgrall, G. Santarelli, G. D. Rovera, and Ph. Laurent, *Phys. Rev. Lett.* **102**, 023002 (2009).
- [25] T. Pruttivarasin, M. Ramm, S. G. Porsev, I. I. Tupitsyn, M. S. Safronova, M. A. Hohensee and H. Häffner, *Nature* **517**, 592 (2015).
- [26] C. Shi, F. Gebert, C. Gorges, S. Kaufmann, W. Nörtershäuser, B. K. Sahoo, A. Surzhykov, V. A. Yerokhin, J. C. Berengut, F. Wolf, J. C. Heip, P. O. Schmidt, *Appl. Phys. B* **123**, 2 (2017).
- [27] W. R. Johnson, *Atomic Structure Theory*, Lectures on Atomic Physics, Springer-Verlag Berlin Heidelberg (2007).
- [28] B. K. Sahoo and P. Kumar, *Phys. Rev. A* **96**, 012511 (2017).
- [29] C. Schwartz, *Phys. Rev.* **97**, 380 (1955).

- [30] N. J. Stone, *Atomic Data and Nuclear Data Tables* **90**, 75 (2005).
- [31] B. K. Sahoo, *Phys. Rev. A* **80**, 012515 (2009).
- [32] B. K. Sahoo, *Phys. Rev. A* **93**, 022503 (2016).
- [33] V. V. Flambaum and J. S. M. Ginges, *Phys. Rev. A* **72**, 052115 (2005).
- [34] I. Lindgren and J. Morrison, *Atomic Many-Body Theory*, Second Edition, Springer-Verlag, Berlin, Germany (1986).
- [35] M. S. Safronova and U. I. Safronova, *Phys. Rev. A* **83**, 012503 (2011).
- [36] V. A. Dzuba and W. R. Johnson, *Phys. Rev. A* **76**, 062510 (2007).
- [37] K. Beloy, A. Derevianko, V. A. Dzuba, G. T. Howell, B. B. Blinov, and E. N. Fortson, *Phys. Rev. A* **77**, 052503 (2008).
- [38] B. K. Sahoo, D. K. Nandy, B. P. Das, and Y. Sakemi, *Phys. Rev. A* **91**, 042507 (2015).
- [39] D. K. Nandy and B. K. Sahoo, *Phys. Rev. A* **88**, 052512 (2013).
- [40] B. K. Sahoo, S. Majumder, R. K. Chaudhuri, B. P. Das and D. Mukherjee, *J. Phys. B.* **36**, 1899 (2003).
- [41] C. Sur, K. V. P. Latha, B. K. Sahoo, R. K. Chaudhuri, B. P. Das and D. Mukherjee, *Phys. Rev. Lett.* **96**, 193001 (2006).
- [42] W. H. King, *Isotope Shifts in Atomic Spectra*, Springer Verlag, 1st edition (1984).
- [43] M. S. Safronova and W. R. Johnson, *Phys. Rev. A* **64**, 052501 (2001).
- [44] J. Berengut, V. Dzuba and V. Flambaum, *Phys. Rev.* **68**, 022502 (2003).
- [45] F. Gebert, Y. Wan, F. Wolf, C. N. Angstmann, J. C. Berengut, and P. O. Schmidt, *Phys. Rev. Lett.* **115**, 053003 (2015).
- [46] F. Arbes, M. Benzing, Th. Gudjons, F. Kurth, and G. Werth, *Z. Phys. D: At.* **31**, 27 (1994).
- [47] W. Nörtterhauser, K. Blaum, K. Icker, P. Müller, A. Schmitt, K. Wendt, and B. Wiche, *Z. Phys. D* **2**, 33 (1988).
- [48] J. Benhelm, G. Kirchmair, U. Rapol, T. Körber, C. F. Roos, and R. Blatt, *Phys. Rev. A* **75**, 032506 (2007); **75**, 049901(E) (2007).
- [49] R. E. Silverans, L. Vermeeren, R. Neugart, P. Lievens, and the ISOLDE Collaboration, *Z. Phys. D* **18**, 351 (1991).
- [50] R. F. Garcia Ruiz, M. L. Bissell, K. Blaum, N. Frmmgen, M. Hammen, J. D. Holt, M. Kowalska, K. Kreim, J. Menndez, R. Neugart, G. Neyens, W. Nörttershäuser, F. Nowacki, J. Papuga, A. Poves, A. Schwenk, J. Simonis, and D. T. Yordanov, *Phys. Rev. C* **91**, 041304(R) (2015).
- [51] D. Jiang, B. Arora, and M. S. Safronova, *Phys. Rev. A* **78**, 022514 (2008).