

# The ALICE O<sup>2</sup> common driver for the C-RORC and CRU read-out cards

Boeschoten P and Costa F for the ALICE collaboration

E-mail: pascal.boeschoten@cern.ch, filippo.costa@cern.ch

**Abstract.** ALICE (A Large Ion Collider Experiment) is the heavy-ion detector designed to study the strongly interacting state of matter realized in relativistic heavy-ion collisions at the CERN Large Hadron Collider (LHC). A major upgrade of the experiment is planned during the 2019-2020 long shutdown. In order to cope with a data rate 100 times higher than during LHC Run 1 and with the continuous read-out of the Time Projection Chamber (TPC), it is necessary to upgrade the Online and Offline Computing to a new common system called O<sup>2</sup>. The O<sup>2</sup> read-out chain will use commodity x86 Linux servers equipped with custom PCIe FPGA-based read-out cards. This paper discusses the driver architecture for the cards that will be used in O<sup>2</sup>: the PCIe v2 x8, Xilinx Virtex 6 based C-RORC (Common Readout Receiver Card) and the PCIe v3 x16, Intel Arria 10 based CRU (Common Readout Unit). Access to the PCIe cards is provided via three layers of software. Firstly, the low-level PCIe (PCI Express) layer responsible for the userspace interface for low-level operations such as memory mapping the PCIe BAR (Base Address Registers) and creating scatter-gather lists, which is provided by the PDA (Portable Driver Architecture) library developed by the Frankfurt Institute for Advanced Studies (FIAS). Above that sits our userspace driver which implements synchronization, controls the read-out card – e.g. resetting and configuring the card, providing it with bus addresses to transfer data to and checking for data arrival – and presents a uniform, high-level C++ interface that abstracts over the differences between the C-RORC and CRU. This interface – of which direct usage is principally intended for high-performance read-out processes – allows users to configure and use the various aspects of the read-out cards, such as configuration, DMA transfers and commands to the front-end. The top layer consists of a Python wrapper and command-line utilities that are provided to facilitate scripting and executing tasks from a shell, such as card resetting; performing benchmarks; reading or writing registers; and running test suites. Additionally, the paper presents the results of benchmarks in various test environments. Finally, we present our plans for future development, testing and integration.

## 1. Introduction

ALICE[1] (A Large Ion Collider Experiment) is an experiment at the CERN LHC[2] (Large Hadron Collider) studying the Quark-Gluon Plasma – a state of matter which existed shortly after the Big Bang – exploiting heavy-ion collisions. In 2019-2020, the LHC will undergo its second long shutdown (LS2) to prepare for Run 3, after which it will run at significantly higher luminosity. During the shutdown ALICE will upgrade its detectors and software systems to handle the higher data rate of over 3.4 TB/s. The new computing software suite called O<sup>2</sup>[3] will do both offline and online processing. Part of this suite is the ReadoutCard[4] library containing the driver for the two read-out cards used during Run 3. In this paper, we will discuss the design and capabilities of the ReadoutCard library, the supported cards, and present benchmark results.




Figure 1: C-RORC




Figure 2: CRU

## 2. Cards

The cards supported by the ReadoutCard library are the C-RORC[5] (Common Readout and Receiver Card) seen in figure 1, and the CRU (Common Readout Unit) shown in figure 2. Both are custom-built FPGA-based PCIe cards. The C-RORC, is based on a Xilinx Virtex 6 FPGA. It supports up to PCIe v2x8, with the current firmware implementing v2x4 only (as the additional bandwidth was unnecessary). The card can take up to 12 optical links and distribute the data over 6 DMA channels to the host PC at a total maximum throughput of 1.6 GB/s. It is currently in use in ALICE for Run 2 and 25 units will be reused for some of the subdetectors during Run 3.

The CRU is based on the Intel Arria 10 FPGA, using PCIe v3x16, supporting 48 optical links, and 2 DMA channels with a total throughput of 27 GB/s measured using the current firmware and software. It will be the main read-out card for ALICE during Run 3 with 461 units to be used.

## 3. Software

The software stack is subdivided into three layers:

- Low-level PCIe system handling, provided by the PDA[6] library
- A userspace driver with C++ interface for high-performance read-out, providing the core functionality
- A Python interface and command-line utilities that use the C++ interface

The last two are referred to as the ReadoutCard library, which is part of the O<sup>2</sup> software suite.

### 3.1. PDA

PDA – the result of extensive work described in D. Eschweiler’s thesis[7] – consists of a UIO (Userspace IO) kernel module that handles the creation of scatter-gather lists for DMA buffers, and a userspace C library that interfaces with the kernel module and provides additional utilities such as:

- PCI device enumeration.
- Registering DMA memory targets with the IOMMU (Input Output Memory Mapping Unit). This component can take multiple separate memory regions and present them as a contiguous virtual memory space to the PCI device. This is analogous to how the regular MMU (Memory Mapping Unit) works, presenting scattered physical memory regions as a single virtual space to processes running on the CPU. Both the IOMMU and MMU also provide protection against invalid memory accesses.
- Generation of scatter-gather lists, which combines regions of memory into a single list for the card’s DMA engine. This is essential if an IOMMU is not enabled or not present.

- Memory mapping of the device’s BAR (Base Address Register), a range of device registers memory-mapped to a virtual address space so they can be accessed with regular memory reads and writes.

### 3.2. Userspace driver

The driver wraps the PDA functions in C++ classes, and builds upon the tools they provide to configure and control the cards. For each card, the `ReadoutCard`’s C++ interface exposes to the user a single instance – system-wide – of a `DmaChannelInterface` implementation. The class instantiated is specific to the type of the card, and it operates the card’s machinery. Read-out processes use it for high-performance data taking. It provides a queue-style interface, to push DMA target addresses and pop them when the transfer is complete. To instantiate this class, the user must provide a DMA buffer, which will be registered internally with PDA to create the scatter-gather list. The buffer can be any type of shared memory if the IOMMU is enabled, since the IOMMU can present the memory as a single contiguous region to the card. However, if the IOMMU is not available, it is essential to use hugepage-backed shared memory to ensure the buffer meets the required physical contiguousness for the cards’ DMA engines. This is enforced by the driver through a lookup in the process’s memory mappings.

In addition, the interface can provide multiple instances of `BarInterface` classes per card. These are essentially wrappers around the BAR, providing simple read and write access with bounds checking. They may also prohibit reads and/or writes to certain address ranges under certain conditions to prevent malfunctions.

The library uses “Boost Exception” for its error handling. When these exceptions are raised, arbitrary data can be added to them while they are caught and rethrown, bubbling up to the final catch site with information about possible causes and potential fixes for the error. This is useful for issues where the program itself cannot easily deduce the cause of the error. In these cases, the rich diagnostic messages generated from the exception allow users to potentially fix the issues themselves quickly, without referring to in-depth documentation or contacting developers.

### 3.3. Python interface

The Python interface is a wrapper around a subset of the C++ interface: the `BarInterface`. It aims to provide easy access for scripting purposes, and other situations where flexibility and ease of use is required. For example, for development of the card’s firmware or detector. We expect it will be mainly used by card firmware developers, and detector teams testing configuration which are passed through the card to the detector front-ends.

### 3.4. Command-line utilities

The module contains several utility programs to assist with development, debugging and administration. Every program will display detailed information and a usage example when ran with the `-help` option. Most programs will also provide more detailed output when given the `-verbose` option. The available programs are:

<b>roc-bench-dma</b>	DMA throughput and stress-testing benchmarks.
<b>roc-flash</b>	Flashes firmware from a file onto the card.
<b>roc-flash-read</b>	Reads from the card’s flash memory.
<b>roc-list-cards</b>	Lists the read-out cards present on the system, along with their type, PCI address, vendor ID, device ID, serial number, and firmware version.
<b>roc-reg-read</b>	Reads from registers on a card’s BAR.
<b>roc-reg-write</b>	Writes to registers on a card’s BAR.
<b>roc-reg-reset</b>	Resets a card channel.

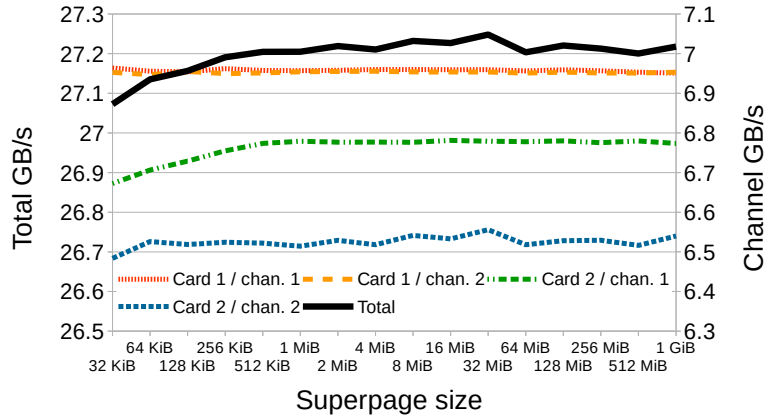


Figure 3: CRU benchmark results

#### 4. Buffer layout & data format

The buffer of a DMA channel is referred to as the channel buffer. In real-world running conditions, these will be large – in the order of tens of gigabytes – to accommodate latency in the processing chain. It is allocated by the read-out task and registered with the driver before starting a data taking run. The read-out is then responsible for subdividing the channel buffer into “superpages”. These are the logical units of transfer for the driver, and will be filled with multiple data pages by the cards. They are passed to the driver as a memory region within the DMA buffer, ranging in size from 32 kilobytes to gigabytes. The C-RORC and CRU are cards with very different interfaces, so the driver will then take care of the transfer in a card-specific way. For the older C-RORC, superpages are filled up with multiple transfers. The CRU, whose firmware was developed in close cooperation with the driver, natively supports superpages: it is given a pointer and size, and simply fills the entire superpage with data.

The in-memory data format consists of 8 kilobyte DMA pages. They each contain a header, the payload, a trailer, and padding in case the data does not fill up the DMA page. This rigid structure aids recovery or inspection of data in case of transfer errors. In addition, the driver will scan the superpage and generate a table of indices corresponding to DMA pages that start at “heartbeats”, special DMA pages that indicate synchronization intervals or conditions. This lookup table speeds up handling and processing along the read-out chain.

#### 5. Benchmark

Throughput was measured on a Dell R730 server (2x Intel E5-2630 v3 CPUs, 2133 MHz DDR4 RAM) fitted with two CRU cards, using various superpage sizes, recording individual DMA channel throughputs and summing them to arrive at a total throughput for both cards. The operating system used was CERN CentOS 7. The required throughput specified for the O<sup>2</sup> system is 5.625 GB/s. Additionally, we set a development target for 6.9 GB/s to allow for headroom.

Data was gathered using a script[8] that simultaneously starts instances of the roc-bench-dma program for each DMA channel. The cards were configured to use an internal data generator during the minute-long runs. To optimize the throughput on this multi-socket server, it was necessary to bind the DMA processes’ threads and memory allocation to the CPU whose PCIe lanes are directly connected to the corresponding card. To achieve this, the script uses the “numactl” utility to launch the processes.

Figure 3 shows the results of the benchmark, with total and channel throughputs displayed as a function of superpage size. Little variance in total throughput is shown, even between the

smallest supported superpage sizes and very large ones. For all channels, the minimum required throughput was exceeded. Both channels of card 1 were consistently performing similarly, exceeding the target throughput. Both of card 2's channels did not reach the target throughput. Card 2 channel 1 showed a steady increase up to 1 MiB superpages, then remained steady. Card 2 channel 2 performed inconsistently and is responsible for what jitter there is in the total throughput. Note that the DMA engines on all of these cards and channels are identical. More work is being done to understand the throughput differences between channels.

## 6. Conclusions

In this paper, we have described a userspace driver for high-performance read-out built upon PDA, its supporting utilities, the cards and data structures involved, and presented benchmark results demonstrating the driver's capabilities. Our next steps are:

- Testing of new server models coming from different companies to identify the best candidate for the O<sup>2</sup> farm.
- Investigate throughput differences between individual channels when running with multiple cards.
- Adapt the driver to CRU firmware changes, following experiment requirements.
- Finalize documentation and software interface, so detector teams can use the O<sup>2</sup> software and connect their own modules to the O<sup>2</sup> framework.

## References

- [1] ALICE Collaboration 2008 "The ALICE experiment at the CERN LHC" *JINST* **3** S08002
- [2] Evans L and Bryant P 2008, "LHC Machine" *JINST* **3** S08001
- [3] The ALICE Collaboration 2015, "Technical Design Report for the Upgrade of the Online-Offline Computing System" *CERN-LHCC-2015-006*, *ALICE-TDR-019*
- [4] Boeschoten P, "ReadoutCard" [software], version 0ff4a1e, 2017, Available from <https://github.com/AliceO2Group/ReadoutCard> [accessed 2017-09-22]
- [5] ALICE and ATLAS Collaborations 2015, "The C-RORC PCIe card and its application in the ALICE and ATLAS experiments" *JINST* **10** no.02 C02022
- [6] Eschweiler D and Lindenstruth V 2014 "The portable driver architecture", Proceedings of the 16th Real-Time Linux Workshop, Open Source Automation Development Lab (OSADL)
- [7] Eschweiler D 2015 "Efficient device drivers for supercomputers", dblp computer science bibliography, *Goethe University Frankfurt, Frankfurt am Main, Germany*
- [8] Boeschoten P, "readoutcard-multi-bench" [software], version v1.0.0, 2017. Available from <https://github.com/PascalBoeschoten/readoutcard-multi-bench> [accessed 2017-09-22]