

CARTAN PROLONGATION OF A FAMILY OF CURVES ACQUIRING A NODE

SUSAN JANE COLLEY AND GARY KENNEDY

ABSTRACT. Using the monster/Semple tower construction, we study the structure of the Cartan prolongation of the family $x_1x_2 = t$ of plane curves with nodal central member.

1. INTRODUCTION

The familiar process of implicit differentiation, when applied k times to the equation $f(x, y) = 0$ of a nonsingular plane curve C , yields a system of equations

$$(1.1) \quad \begin{aligned} f &= 0 \\ f_x + f_y y' &= 0 \\ f_{xx} + (2f_{yx} + f_{yy} y') y' + f_y y'' &= 0 \\ &\vdots \\ f_{x\dots x} + \dots + f_y y^{(k)} &= 0. \end{aligned}$$

One can interpret (1.1) as a system defining a curve in $(k+2)$ -dimensional manifold. Indeed, at each point of C where $f_y \neq 0$, the equations of (1.1) determine unique values of $y', y'', \dots, y^{(k)}$, which we will call the *curvilinear data*. At points where $f_y = 0$ (i.e., at which the tangent line is vertical), one can reverse the roles of the variables, and the resulting system will determine values of $x' = dx/dy, x'', \dots, x^{(k)}$. In the literature of differential geometry, this process of obtaining a curve in a higher-dimensional space is often called *prolongation*.

The notion of prolongation dates back to Cartan's 1914 paper [3]. It was introduced as a means of understanding when two systems of differential equations should be considered to be equivalent. As explained by Bryant (in unpublished lecture notes [1]), "Intuitively, prolongation is just differentiating the equations you have and then adjoining those equations as new equations in the system." Further discussion of the idea can be found in Section 4.2 of [2].

One can also prolong a singular curve. To make sense of this assertion, one needs to understand how to deal with the possibility that the higher-order curvilinear data may "become infinite." In other words, one needs to explain how to compactify the manifold of nonsingular curvilinear data. There is an elegant compactification, first

2010 *Mathematics Subject Classification*. Primary 58A30. Secondary 53A55, 58K50, 14D06, 14H99.

Key words and phrases. curve families, nodal singularity, vector distributions, prolongation.

This work was partially supported by a grant from the Simons Foundation (#318310 to Gary Kennedy).

explained in the literature of differential geometry by Montgomery and Zhitomirskii [12], [13]. Starting with an arbitrary surface S , their *monster tower* is a sequence

$$\cdots \rightarrow S(k) \rightarrow S(k-1) \rightarrow \cdots \rightarrow S(2) \rightarrow S(1) \rightarrow S(0) = S$$

in which each $S(k) \rightarrow S(k-1)$ is a fiber bundle with fiber \mathbb{P}^1 . The equations of (1.1) can now be interpreted as a calculation within one of two *regular charts* of $S(k)$. A similar calculation can be carried out for any curve in S , and for a singular curve it will lead to curves that leave the regular charts. Their work on the monster construction was motivated in part by a body of literature about Goursat distributions, including classification of their possible singularities and the appearance of moduli in this classification; as representative contributions we mention [9] and [14].

At about the time of the publication of the Montgomery–Zhitomirskii monograph [13], it was observed by Alex Castro that in fact the monster construction was already known in algebraic geometry, in literature beginning with Gherardelli [8] and Semple [15]. In this strand of literature, instead of “prolongation” one will find “Nash blowup” and “lifting.” Our own contributions were in the papers [5], [6], [7].

In [11], Cartan prolongation is applied to resolution of plane curves. This study naturally leads to the following problem, stated as Problem A in the last section of the cited paper: “Investigate the extent to which deformation and prolongation of curves commute.” In this note we offer a response, based on the standard theory of extension of a flat family over a punctured one-dimensional base, as in Proposition 9.8 of Hartshorne’s text [10].

For the moment, we have just written an account of the theory in the simplest nontrivial case: a family \mathcal{X} of curves $x_1x_2 = t$. Here x_1 and x_2 are local coordinates on a neighborhood U of a point on a surface S , and t is a local coordinate on a neighborhood T of 0 on the line. The central member of the family is the *nodal curve* $x_1x_2 = 0$. We are asking what happens when one tries to prolong all members of the family. For $t \neq 0$ the process of prolongation, carried out k times, gives us a family of nonsingular curves on the monster space $S(k)$. What happens over $t = 0$?

Hartshorne’s Proposition 9.8 says that there is a unique extension to a flat family defined even over $t = 0$. The total space of the family of k th order prolongations (including the central member) will be denoted by $\mathcal{X}(k)$; it is a subvariety of $S(k) \times T$. The members of the family will be denoted by $X(k)_t$; we call the central member $X(k)_0$ the *prolongation of the nodal curve*. Here we will work out an explicit description of the central member: it consists of $2^k + 1$ irreducible components, which we call *twigs*. The twigs meet at ordinary nodes, forming a chain; only the two curves at the ends will be reduced schemes. When reduced, each twig (except the two at the ends) is a copy of the projective line. The two end twigs are the Cartan prolongations of $x_2 = 0$ (which we call the *left end*) and of $x_1 = 0$ (the *right end*). The other twigs will be called *interior twigs*. Figure 1 shows the case $k = 3$.

Again by standard theory, the flat family $\mathcal{X}(k)$ of curves gives a family of 1-dimensional cycle classes. For $t \neq 0$ this class is just the fundamental class of the k th prolongation of X_t . The class associated to the central member will be denoted by $Z(k)_0$. As we will see, it is a linear combination of fundamental classes of the $2^k + 1$ curves mentioned above, and (except for the two curves at the end) the coefficients will be greater than 1.

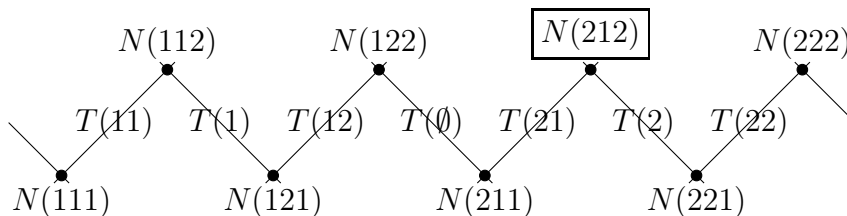


FIGURE 1. The third prolongation of the nodal curve, with nodes labeled lexicographically; the labeling of the twigs will be explained at the end of Section 4. The box is related to Figure 2 and to the running example, which begins with Example 3.1.

We begin in Section 2 by briefly recalling the construction of the monster tower and explaining prolongation of a curve into it. In Section 3 we describe a natural system of charts on the spaces in the monster tower, citing the general description of [4] but specializing to the case of a 2-dimensional base. In Section 4 we give equations defining $\mathcal{X}(k)$ in each of these charts; from these equations we immediately deduce the irreducible components, i.e., the twigs. Section 5 describes the multiplicities of these twigs. Again referring to our earlier work (joint with Castro and Shanbrom) in [4], in Section 6 we analyze how the twigs meet the strata of the natural coarse stratification of the monster space. We illustrate the ideas by a running example, beginning with Example 3.1.

2. THE MONSTER TOWER; PROLONGATION OF CURVES

We begin by briefly explaining the construction of the monster tower, closely following the account in Section 1 of our recent paper with Castro and Shanbrom [4]. That paper also gives a brief history of the construction, which was discovered independently in two separate strands of the mathematical literature. (For other treatments, see [12], [13], or our ancient papers [5], [6], [7].)

Suppose that M is a smooth manifold or nonsingular algebraic variety over an algebraically closed field \mathbf{k} of characteristic 0. Suppose that \mathcal{B} is a rank b subbundle of its tangent bundle TM . Let $\widetilde{M} = \mathbb{P}\mathcal{B}$, the total space of the projectivization of the bundle, and let $\pi : \widetilde{M} \rightarrow M$ be the projection. A point \tilde{p} of $\widetilde{M} = \mathbb{P}\mathcal{B}$ over $p \in M$ represents a line inside the fiber of \mathcal{B} at p , and since \mathcal{B} is a subbundle of TM , this is a *tangent direction* to M at p . Let

$$d\pi : T\widetilde{M} \rightarrow \pi^*TM$$

denote the derivative map of π . A tangent vector to \widetilde{M} at \tilde{p} is said to be a *focal vector* if it is mapped by $d\pi$ to a tangent vector at p in the direction represented by \tilde{p} ; in particular a vector mapping to the zero vector (called a *vertical vector*) is considered to be a focal vector. The set of all focal vectors forms a subbundle $\widetilde{\mathcal{B}}$ of $T\widetilde{M}$, called the *focal bundle*; its rank is again b . Thus we can iterate this construction to obtain a tower of spaces (i.e., smooth manifolds or nonsingular algebraic varieties) together with their associated bundles.

If we begin this construction with a surface S , taking \mathcal{B} to be its tangent bundle, then the resulting tower

$$\cdots \rightarrow S(k) \xrightarrow{\pi_k} S(k-1) \xrightarrow{\pi_{k-1}} \cdots \rightarrow S(2) \rightarrow S(1) \rightarrow S(0) = S$$

is called the *monster tower*, and the spaces $S(1), S(2), \dots$ are called *monster spaces*. Observe that each $S(k)$ is the total space of a \mathbb{P}^1 -bundle over $S(k-1)$. Sometimes we say that $S(k)$ is the monster space at *level* k . If p is a point of $S(k)$, we will say that it *lies over* $\pi_k(p)$ and over $\pi_{k-1}\pi_k(p)$, etc. The associated rank 2 focal bundle on $S(k)$ will be denoted by $\mathcal{B}(k)$.

Now consider a nonsingular point p of a curve C in $S(k)$. We can associate to p the point of $\mathbb{P}TS(k)$ representing the tangent direction of C at p . Thus, away from singularities, we have a curve \tilde{C} in $\mathbb{P}TS(k)$, the *prolongation* or *lift*. Now suppose that C itself is the prolongation of a curve from $S(k-1)$. Note that this curve is $\pi_k(C)$; thus the tangent vectors to \tilde{C} are focal vectors. Therefore \tilde{C} is in fact a curve in $S(k+1)$.

We also want to lift a singular curve C in $S(k)$, and we do so by fiat: we lift at all nonsingular points of C , and then take the closure. If, away from the singularity, C is obtained from lifting a curve in $S(k-1)$, then again \tilde{C} lies entirely within $S(k+1)$. For example, the lift of the plane curve $xy = 0$ will consist of two irreducible curves, the lifts of its individual nonsingular components $x = 0$ and $y = 0$. Note that this is *not* what we have previously called the prolongation of the nodal curve, since here we are considering the curve by itself, without reference to the family in which it is situated. Similarly, the lift of the cuspidal curve $y^2 = x^3$ will be a nonsingular curve; note that it is tangent to the fiber of $S(1)$ over the origin.

We also note that if we take the curve C to be a fiber of $S(k)$ over a point of $S(k-1)$, then its prolongation is also a curve in $S(k+1)$; indeed, all of the tangent vectors to C are vertical.

3. COORDINATE CHARTS ON THE MONSTER TOWER

We now recall from [4] a natural system of 2^k coordinate charts on the k th monster space. (That paper began with a base manifold of arbitrary dimension, but here we are concerned just with a surface.) Each chart is a copy of $U \times \mathbb{A}^k$, the product of the base neighborhood U and k -dimensional affine space, and on each chart there are $k+2$ coordinate functions: the pullback of x_1 and x_2 from U , together with k affine coordinates. By a recursive procedure, two of these coordinates will be designated as *active coordinates*. One will be identified as the *new coordinate* and denoted by \mathbf{n} , and the other will be identified as the *retained coordinate* and denoted by \mathbf{r} . In addition (for $k > 0$) a third coordinate will be designated as the *deactivated coordinate* and denoted by \mathbf{d} . At each point p of the chart, the fiber of $\mathcal{B}(k)$ consists of tangent vectors for which either $d\mathbf{n}$ or $d\mathbf{r}$ is nonzero. Here is the recursive procedure: beginning with a chart with \mathbf{n} , \mathbf{r} , and \mathbf{d} (plus $k-1$ unnamed coordinates), create two charts at the next level by choosing one of the following two options:

- Assuming the differential $d\mathbf{r}$ is nonzero, let $\mathbf{N} = d\mathbf{n}/d\mathbf{r}$; then set $\mathbf{R} = \mathbf{r}$ and $\mathbf{D} = \mathbf{n}$. (We call this the *regular choice*.)
- Assuming the differential $d\mathbf{n}$ is nonzero, let $\mathbf{N} = d\mathbf{r}/d\mathbf{n}$; then set $\mathbf{R} = \mathbf{n}$ and $\mathbf{D} = \mathbf{r}$. (We call this the *critical choice*.)

We remark that in either case we have

$$(3.1) \quad \mathbf{N} = \frac{d\mathbf{D}}{d\mathbf{R}}.$$

To begin the process we always make a regular choice, but there are two possibilities. On U the active coordinates are x_1 and x_2 , either of which may be designated as the retained coordinate, and there is no deactivated coordinate.

Our labeling of charts will use the alphabet $\{1, 2\}$. We will find it convenient to use the following notational device: \bar{p} denotes the symbol opposite to p , i.e., $\bar{1} = 2$ and $\bar{2} = 1$.

Each chart on $S(k)$ will be labeled by $\mathcal{C}(p_1 p_2 \cdots p_k)$, where $p_1 p_2 \cdots p_k$ is a string from the alphabet. In particular $\mathcal{C}(\emptyset)$ is U itself. In $\mathcal{C}(p_1 p_2 \cdots p_k)$, we will use $2(k+1)$ coordinate names

$$\begin{aligned} x_1, & x_1(p_1), x_1(p_1 p_2), x_1(p_1 p_2 p_3), \dots, x_1(p_1 p_2 \cdots p_k), \\ x_2, & x_2(p_1), x_2(p_1 p_2), x_2(p_1 p_2 p_3), \dots, x_2(p_1 p_2 \cdots p_k), \end{aligned}$$

with k of these names being redundant. The meaning of these coordinates is explained by recursion. In the chart $\mathcal{C}(p_1 p_2 \cdots p_{k-1})$ on $S(k-1)$, the two active coordinates are $x_1(p_1 p_2 \cdots p_{k-1})$ and $x_2(p_1 p_2 \cdots p_{k-1})$. To build the chart $\mathcal{C}(p_1 p_2 \cdots p_{k-1} 1)$ on $S(k)$, we assume that the differential $dx_1(p_1 p_2 \cdots p_{k-1})$ is nonzero. We introduce the new active coordinate

$$x_2(p_1 p_2 \cdots p_{k-1} 1) := \frac{dx_2(p_1 p_2 \cdots p_{k-1})}{dx_1(p_1 p_2 \cdots p_{k-1})}$$

and give a new (redundant) name to the retained active coordinate:

$$x_1(p_1 p_2 \cdots p_{k-1} 1) := x_1(p_1 p_2 \cdots p_{k-1}).$$

To build the chart $\mathcal{C}(p_1 p_2 \cdots p_{k-1} 2)$, we reverse the roles:

$$\begin{aligned} x_1(p_1 p_2 \cdots p_{k-1} 2) &:= \frac{dx_1(p_1 p_2 \cdots p_{k-1})}{dx_2(p_1 p_2 \cdots p_{k-1})} \\ x_2(p_1 p_2 \cdots p_{k-1} 2) &:= x_2(p_1 p_2 \cdots p_{k-1}). \end{aligned}$$

We remark that the regular choice leads to a coordinate chart $\mathcal{C}(p_1 p_2 \cdots p_k)$ in which $p_{k-1} = p_k$, whereas the critical choice leads to a chart in which $p_{k-1} \neq p_k$.

For each chart $\mathcal{C}(p_1 p_2 \cdots p_k)$, let $N(p_1 p_2 \cdots p_k)$ be the origin. In particular, the point $x_1 = x_2 = 0$ is the origin of $U = \mathcal{C}(\emptyset)$. The map $\pi_k : S(k) \rightarrow S(k-1)$ sends $N(p_1 p_2 \cdots p_k)$ to $N(p_1 p_2 \cdots p_{k-1})$.

Example 3.1. This is the beginning of an example that will continue throughout the paper. In chart $\mathcal{C}(212)$, the coordinates are

$$x_1, x_2, x_1(2) = \frac{dx_1}{dx_2}, x_2(21) = \frac{dx_2}{dx_1(2)}, \text{ and } x_1(212) = \frac{dx_1(2)}{dx_2(21)}.$$

The new active coordinate is $\mathbf{n} = x_1(212)$; the retained active coordinate is $\mathbf{r} = x_2(21)$; the other coordinates are inactive, including the deactivated coordinate $\mathbf{d} = x_1(2)$.

Lemma 3.2. $N(p_1 p_2 \cdots p_k)$ is the unique point of $S(k)$ lying over the origin of U that is in $\mathcal{C}(p_1 p_2 \cdots p_k)$ and in no other chart.

Proof. We use induction on k . Since $N(p_1 p_2 \cdots p_k)$ maps to $N(p_1 p_2 \cdots p_{k-1})$, it can only appear in chart $\mathcal{C}(p_1 p_2 \cdots p_{k-1} 1)$ or $\mathcal{C}(p_1 p_2 \cdots p_{k-1} 2)$. The coordinates of a point in these two charts are the same except for the last ones, which are reciprocals. Thus $N(p_1 p_2 \cdots p_k)$ only appears in $\mathcal{C}(p_1 p_2 \cdots p_k)$.

Conversely, suppose $P \neq N(p_1 p_2 \cdots p_k)$ is a point of $\mathcal{C}(p_1 p_2 \cdots p_k)$. Suppose $P = (0, 0, X_1, X_2, \dots, X_j, 0, \dots, 0)$ in the coordinate system on $\mathcal{C}(p_1 p_2 \cdots p_k)$, where $X_j \neq 0$. Then P lies over the point $Q = (0, 0, X_1, X_2, \dots, X_j) \in \mathcal{C}(p_1 p_2 \cdots p_j)$. The point Q also appears in chart $\mathcal{C}(p_1 p_2 \cdots \overline{p_j})$ as $(0, 0, X_1, X_2, \dots, 1/X_j)$. Therefore P also lies in some chart whose string begins with $p_1 p_2 \cdots \overline{p_j}$. \square

4. PROLONGATION OF THE NODAL CURVE: SCHEME STRUCTURE

In this section, we prove the main results. In Theorem 4.1, we describe the k th prolongation of the nodal curve; in Theorem 4.2, we relate it to the $(k-1)$ st prolongation. We will prove the two theorems simultaneously. At the end of the section we will continue our running example.

For each chart $\mathcal{C} = \mathcal{C}(p_1 p_2 \cdots p_k)$ of $S(k)$, we denote the ideal of $\mathcal{X}(k)$ in the coordinate ring of $\mathcal{C} \times T$ by $\mathcal{I}(k)$; the ideal of $X(k)_0$ in the chart \mathcal{C} is denoted by $\mathcal{I}(k)_0$. In our description of $X(k)_0$, we use a binomial $B(p_1 p_2 \cdots p_k)$. These *node binomials* are defined by recursion, beginning with the monomial $B(\emptyset) = x_1 x_2$. To describe this recursion, we use the notations \mathbf{n} , \mathbf{r} , \mathbf{d} and \mathbf{N} , as explained in Section 3. The binomial $B(p_1 p_2 \cdots p_{k-1})$ will be of the form

$$\alpha \mathbf{n} \mathbf{r} + \beta \mathbf{d},$$

where α and β are certain integers, and from it we derive two new binomials. (For $B(\emptyset)$ we have $\alpha = 1$ and $\beta = 0$.) If we make the regular choice, then the associated node binomial is

$$B(p_1 p_2 \cdots p_k) = \alpha \mathbf{N} \mathbf{r} + (\alpha + \beta) \mathbf{n} = \alpha \mathbf{N} \mathbf{R} + (\alpha + \beta) \mathbf{D}$$

(where the new active variable \mathbf{N} represents $d\mathbf{n}/d\mathbf{r}$); if we make the critical choice, then the associated node binomial is

$$B(p_1 p_2 \cdots p_k) = (\alpha + \beta) \mathbf{N} \mathbf{n} + \alpha \mathbf{r} = (\alpha + \beta) \mathbf{N} \mathbf{R} + \alpha \mathbf{D}$$

(with \mathbf{N} representing $d\mathbf{r}/d\mathbf{n}$). The first few node binomials are shown in Figure 2.

The node binomials naturally arise from prolongation calculations in the relevant charts of $S(k)$. We obtain them by recursion, using implicit differentiation and working in the appropriate charts. In the recursive step, we implicitly differentiate the equation

$$(4.1) \quad \alpha \mathbf{n} \mathbf{r} + \beta \mathbf{d} = 0.$$

By (3.1), we know that $\mathbf{n} = d\mathbf{d}/d\mathbf{r}$. If we make the regular choice, then we differentiate (4.1) with respect to \mathbf{r} . This gives the equation

$$\alpha \frac{d\mathbf{n}}{d\mathbf{r}} \mathbf{r} + \alpha \mathbf{n} + \beta \frac{d\mathbf{d}}{d\mathbf{r}} = 0,$$

which (since $\mathbf{n} = \mathbf{D}$) is

$$\alpha \mathbf{N} \mathbf{R} + \alpha \mathbf{D} + \beta \mathbf{D} = 0.$$

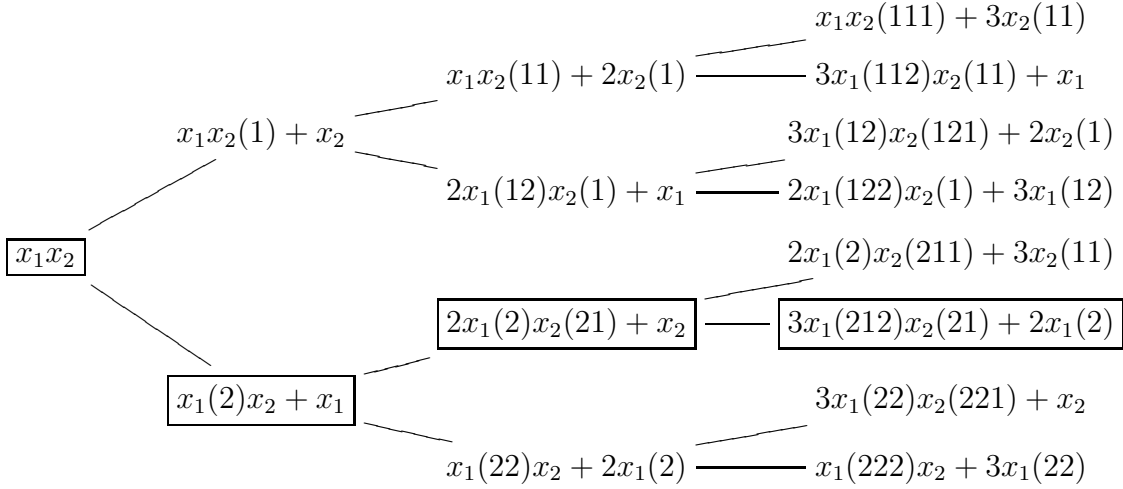


FIGURE 2. Node binomials up to length 3. The monomial $B(\emptyset)$ and the binomials $B(2)$, $B(21)$, $B(212)$ (here enclosed in boxes) are used in Example 4.3.

If we make the critical choice, then we differentiate (4.1) with respect to \mathbf{n} , which gives the equation

$$\alpha \mathbf{r} + \alpha \mathbf{n} \frac{d\mathbf{r}}{d\mathbf{n}} + \beta \frac{d\mathbf{d}}{d\mathbf{r}} \frac{d\mathbf{r}}{d\mathbf{n}} = 0,$$

which (since $\mathbf{n} = \mathbf{R}$) is

$$\alpha \mathbf{D} + \alpha \mathbf{R}\mathbf{N} + \beta \mathbf{R}\mathbf{N} = 0.$$

Theorem 4.1. *The k th prolongation $X(k)_0$ of the nodal curve is a chain of $2^k + 1$ irreducible curves (twigs) meeting at nodes.*

- (1) *The nodes are the points $N(p_1 p_2 \cdots p_k)$, arranged in lexicographic order.*
- (2) *The end twigs are the k th prolongations of $x_2 = 0$ and of $x_1 = 0$.*
- (3) *The interior twigs (taken with reduced structure) are copies of \mathbb{P}^1 . In each chart, there are two twigs forming a pair of coordinate axes.*
- (4) *In chart $\mathcal{C}(p_1 p_2 \cdots p_k)$, the ideal $\mathcal{I}(k)_0$ is generated by*

$$B(\emptyset), B(p_1), B(p_1 p_2), B(p_1 p_2 p_3), \dots, B(p_1 p_2 \cdots p_k).$$

Theorem 4.2. *When the map $\pi_k : S(k) \rightarrow S(k - 1)$ is applied to $X(k)_0$, one of the two twigs meeting at $N(p_1 p_2 \cdots p_k)$ is collapsed to the point $N(p_1 p_2 \cdots p_{k-1})$; the other is mapped isomorphically to a twig at level $k - 1$.*

We call the twig that collapses to $N(p_1 p_2 \cdots p_{k-1})$ the *emergent twig*, and we say that it *emerges at level k* . The other twig is called the *retained twig*. As we will see in the proof, the retained coordinate \mathbf{r} is the affine coordinate for the retained twig, and the new coordinate \mathbf{n} is the affine coordinate for the emergent twig.

Proof of Theorems 4.1 and 4.2. The prolongation calculations described just before the statement of Theorem 4.1 produce binomials that must belong to the ideal $\mathcal{I}(k)$; the process begins with $B(\emptyset) - t$. Indeed, at each nonsingular point of each member

of the family, these are the calculations for determining the higher-order curvilinear data. In chart $\mathcal{C}(p_1 p_2 \cdots p_k)$, these calculations produce the sequence

$$B(\emptyset) - t, B(p_1), B(p_1 p_2), B(p_1 p_2 p_3), \dots, B(p_1 p_2 \cdots p_k).$$

We will analyze the ideal \mathcal{B} generated by this sequence and its corresponding family of schemes. We will prove that the central member of this family satisfies the properties listed in parts (1) through (3) in the statement of Theorem 4.1. We know that $\mathcal{B} \subset \mathcal{I}(k)$, but ultimately we will show that $\mathcal{B} = \mathcal{I}(k)$.

To begin, we claim that, in our selected chart $\mathcal{C}(p_1 p_2 \cdots p_k)$, the central member of the family defined by \mathcal{B} has two irreducible components

$$(4.2) \quad \begin{cases} \mathbf{n} = 0 \\ \text{each inactive coordinate} = 0, \end{cases} \quad \begin{cases} \mathbf{r} = 0 \\ \text{each inactive coordinate} = 0. \end{cases}$$

To see this, we use induction on k . By the inductive hypothesis, the ideal in the coordinate ring of $\mathcal{C}(p_1 p_2 \cdots p_{k-1})$ generated by

$$(4.3) \quad B(\emptyset), \dots, B(p_1 p_2 \cdots p_{k-1})$$

has the two components of (4.2). Now, looking in the coordinate ring of $\mathcal{C}(p_1 p_2 \cdots p_k)$, we examine the ideal generated by (4.3) and by

$$(4.4) \quad B(p_1 p_2 \cdots p_k) = \alpha \mathbf{NR} + \beta \mathbf{D}.$$

For any point satisfying the equations of (4.2), all the inactive coordinates except \mathbf{D} vanish. Furthermore, one of the previous active coordinates is zero; thus, either $\mathbf{D} = 0$ or $\mathbf{R} = 0$. In the latter case, the vanishing of (4.4) tells us that we still have $\mathbf{D} = 0$; thus all inactive coordinates vanish. Again using (4.4), we conclude that either $\mathbf{N} = 0$ or $\mathbf{R} = 0$.

The second component in display (4.2) is a copy of the affine line \mathbb{A}^1 , with affine coordinate \mathbf{n} . The map $\pi_k : S(k) \rightarrow S(k-1)$ forgets this coordinate; thus it collapses this component to the point $N(p_1 p_2 \cdots p_{k-1})$. Letting \mathbf{n} go to infinity takes us outside the chart, and we reach the point $N(p_1 p_2 \cdots p_{k-1} \overline{p_k}) \in \mathcal{C}(p_1 p_2 \cdots p_{k-1} \overline{p_k})$. Thus there is a copy of \mathbb{P}^1 , carrying the lexicographically adjacent nodes $N(p_1 p_2 \cdots p_{k-1} p_k)$ and $N(p_1 p_2 \cdots p_{k-1} \overline{p_k})$, and π_k collapses it to the single point $N(p_1 p_2 \cdots p_{k-1})$. This is the emergent twig described in the paragraph after Theorem 4.2.

The first component in display (4.2) is a copy of the affine line \mathbb{A}^1 , with affine coordinate \mathbf{r} . The nature of this component depends upon the nature of the string $p_1 p_2 \cdots p_k$. There are two possibilities.

- (1) There is a $j < k$ for which the string is $p_1 \cdots p_{j-1} p_j \overline{p_j} \overline{p_j} \cdots \overline{p_j}$.
- (2) The string consists entirely of 1's or entirely of 2's.

In case (1), the coordinate

$$\mathbf{r} = x_{\overline{p_j}}(p_1 \cdots p_j)$$

is the new coordinate in chart $\mathcal{C}(p_1 p_2 \cdots p_j)$, and at level j there is an emergent twig defined by the vanishing of all other coordinates. The $k - j$ coordinates introduced

in going from level j to level k are the coordinates

$$\begin{aligned} x_{p_j}(p_1 \cdots p_j \overline{p_j}) &= \frac{dx_{p_j}(p_1 \cdots p_j)}{dx_{\overline{p_j}}(p_1 \cdots p_j)}, \\ x_{p_j}(p_1 \cdots p_j \overline{p_j} \overline{p_j}) &= \frac{dx_{p_j}(p_1 \cdots p_j \overline{p_j})}{dx_{\overline{p_j}}(p_1 \cdots p_j)}, \\ x_{p_j}(p_1 \cdots p_j \overline{p_j} \overline{p_j} \overline{p_j}) &= \frac{dx_{p_j}(p_1 \cdots p_j \overline{p_j} \overline{p_j})}{dx_{\overline{p_j}}(p_1 \cdots p_j)}, \\ &\text{etc.} \end{aligned}$$

obtained by differentiation with respect to \mathbf{r} . Since $x_{p_j}(p_1 \cdots p_j)$ vanishes on this twig, each of these coordinates vanishes on its prolongation. Thus the first component of (4.2) is part of the $(k - j)$ th prolongation of this twig. This emergent twig also appears in chart $\mathcal{C}(p_1 p_2 \cdots p_{j-1} \overline{p_j})$, in which the new coordinate is the reciprocal

$$1/\mathbf{r} = x_{p_j}(p_1 \cdots p_{j-1} \overline{p_j}).$$

In chart $\mathcal{C}(p_1 p_2 \cdots p_{j-1} \overline{p_j} p_j \cdots p_j)$ of level k , the newly-introduced coordinates are

$$\begin{aligned} x_{\overline{p_j}}(p_1 \cdots p_{j-1} \overline{p_j} p_j) &= \frac{dx_{\overline{p_j}}(p_1 \cdots p_{j-1} \overline{p_j})}{dx_{p_j}(p_1 \cdots p_{j-1} \overline{p_j})}, \\ x_{\overline{p_j}}(p_1 \cdots p_{j-1} \overline{p_j} p_j p_j) &= \frac{dx_{\overline{p_j}}(p_1 \cdots p_{j-1} \overline{p_j} p_j)}{dx_{p_j}(p_1 \cdots p_{j-1} \overline{p_j})}, \\ x_{\overline{p_j}}(p_1 \cdots p_{j-1} \overline{p_j} p_j p_j p_j) &= \frac{dx_{\overline{p_j}}(p_1 \cdots p_{j-1} \overline{p_j} p_j p_j)}{dx_{p_j}(p_1 \cdots p_{j-1} \overline{p_j})}, \\ &\text{etc.} \end{aligned}$$

Again, since the coordinate function $x_{\overline{p_j}}(p_1 \cdots p_{j-1} \overline{p_j})$ vanishes on the twig, each of these coordinates vanishes on its prolongation. Thus we see that, if we let \mathbf{r} go to infinity on the first component of (4.2), we reach the point $N(p_1 p_2 \cdots p_{j-1} \overline{p_j} p_j \cdots p_j)$; this is the lexicographically adjacent node.

We now consider case (2). If the string $p_1 p_2 \cdots p_k$ consists entirely of 1's, then the first component of (4.2) is the the k th prolongation of $x_2 = 0$; if it consists entirely of 2's, then the first component is the k th prolongation of $x_1 = 0$.

We now observe that the central member is a complete intersection: its coordinate ring is generated by $k + 2$ indeterminates, subject to $k + 1$ relations, and we have just seen that each component is one-dimensional. Thus there are no embedded components, and one can deduce the scheme structure of the central member simply by localizing and completing at the origin. Carrying out this localization, we now claim that the coordinate ring of the family (when localized and completed) is isomorphic to

$$\frac{\mathbf{k}[[\mathbf{n}, \mathbf{r}, t]]}{\langle \mathbf{n}^\alpha \mathbf{r}^{\alpha+\beta} - t \rangle}.$$

Again the argument is by induction on k . Suppose that we have established this isomorphism at level $k - 1$. If we make the regular choice, then at level k our ring is isomorphic to

$$\frac{\mathbf{k}[[\mathbf{D}, \mathbf{R}, t, \mathbf{N}]]}{\langle \mathbf{D}^\alpha \mathbf{R}^{\alpha+\beta} - t, \alpha \mathbf{N} \mathbf{R} + (\alpha + \beta) \mathbf{D} \rangle}$$

and we can eliminate \mathbf{D} from the presentation to obtain

$$\frac{\mathbf{k}[[\mathbf{N}, \mathbf{R}, t]]}{\langle \mathbf{N}^\alpha \mathbf{R}^{\alpha+(\alpha+\beta)} - t \rangle}$$

as required. If we make the critical choice, then at level k our ring is isomorphic to

$$\frac{\mathbf{k}[[\mathbf{R}, \mathbf{D}, t, \mathbf{N}]]}{\langle \mathbf{R}^\alpha \mathbf{D}^{\alpha+\beta} - t, (\alpha + \beta) \mathbf{N} \mathbf{R} + \alpha \mathbf{D} \rangle}$$

and elimination of \mathbf{D} leads to

$$\frac{\mathbf{k}[[\mathbf{N}, \mathbf{R}, t]]}{\langle \mathbf{N}^{\alpha+\beta} \mathbf{R}^{\alpha+(\alpha+\beta)} - t \rangle}.$$

In this presentation of our (localized and completed) ring, it is clear that t is not a zero divisor. Thus the family is flat. By uniqueness of the flat extension (Proposition 9.8 of [10]), we have $\mathcal{B} = \mathcal{I}(k)$. Specializing to $t = 0$, we obtain the statement of part (4) of the theorem. \square

Note that the image of an interior twig under π_k is determined by the images of its two nodes: if the nodes map to the same node, then the entire twig is mapped to this node as well; otherwise it maps to the twig determined by the two image nodes. Furthermore, every interior twig emerges at some level: one twig emerges from the initial node at level 1, two twigs then emerge at level 2, four at level 3, etc. Theorem 4.2 provides a natural way to label an interior twig on the k th prolongation of the nodal curve, as follows. If the twig emerges at this level, then give it the label of the node from which it emerges; in other words, the twig emerging from $N(p_1 \cdots p_{k-1})$ is $T(p_1 \cdots p_{k-1})$. If the twig maps isomorphically to a twig at level $k-1$, then continue to use the label of the image twig; of course this means that the length of the label reflects the level at which the twig emerges. Concretely, the label of a twig is obtained from the labels of its nodes by using the longest possible common initial string. Refer to Figure 1 to see how this works at level 3.

Example 4.3. The boxes in Figure 2 show the node binomials that define the third prolongation of the nodal curve in chart $\mathcal{C}(212)$. As described in (4.2), the two twigs meeting at $N(212)$ are the retained twig $T(2)$:

$$\begin{cases} x_1(212) = 0 \\ x_1 = x_2 = x_1(2) = 0, \end{cases}$$

for which the affine coordinate is $\mathbf{r} = x_2(21)$, and the emergent twig $T(21)$:

$$\begin{cases} x_2(21) = 0 \\ x_1 = x_2 = x_1(2) = 0, \end{cases}$$

for which the affine coordinate is $\mathbf{n} = x_1(212)$. The point at infinity on the retained twig (i.e., the point at which \mathbf{r} becomes infinite) is the node $N(221)$; here $x_2(221) = 0$. The point at infinity on the emergent twig is the node $N(211)$; here $x_2(211) = 0$.

5. CYCLE STRUCTURE

Here we work out the cycle class of $X(k)_0$, in other words, we deduce the multiplicities of the twigs in the chain of curves.

Theorem 5.1. *In chart $\mathcal{C}(p_1 p_2 \cdots p_k)$, the node binomial $B(p_1 p_2 \cdots p_k) = \alpha \mathbf{nr} + \beta \mathbf{d}$ determines the multiplicities of the two twigs: the multiplicity of the retained twig is α , and the multiplicity of the emergent twig is $\alpha + \beta$.*

Proof. By our arguments in the proof of Theorem 4.1, we know that at each node the (localized and completed) coordinate ring for $X(k)_0$ is isomorphic to

$$\frac{\mathbf{k}[[\mathbf{n}, \mathbf{r}, t]]}{\langle \mathbf{n}^\alpha \mathbf{r}^{\alpha+\beta} \rangle}.$$

□

Example 5.2. Continuing the running example, we refer to the rightmost box of Figure 2. The retained twig $x_1 = x_2 = x_1(2) = x_1(212) = 0$ has multiplicity 3. The emergent twig $x_1 = x_2 = x_1(2) = x_2(21) = 0$ has multiplicity 5.

One can also generate these multiplicities without invoking the node binomials. The *twig multiplicity sequence* gives the multiplicities from left to right. It is generated recursively, beginning with m_0 , the sequence 1, 1. The sequence m_k is obtained from m_{k-1} by inserting between each pair of consecutive terms a new term whose value is their sum, so that it has $2^k + 1$ terms altogether. Thus we have

$$\begin{aligned} m_0: & \quad 1, 1 \\ m_1: & \quad 1, 2, 1 \\ m_2: & \quad 1, 3, 2, 3, 1 \\ m_3: & \quad 1, 4, 3, 5, 2, 5, 3, 4, 1 \end{aligned}$$

and so on.

6. STRATIFICATION

Together with Castro and Shanbrom, we have worked out in [4] the details of a natural coarse stratification of the monster spaces. We briefly recall that theory here, specializing to the case where the base is a surface. The basic idea is to apply the construction of Section 2 in a different way. Assuming that $k \geq 2$, we begin with $M = S(k-1)$ and \mathcal{B} the bundle of vertical vectors at level $k-1$. This is a rank 1 bundle, and thus \widetilde{M} is a copy of $S(k-1)$ inside $S(k)$; moreover it is a divisor meeting each \mathbb{P}^1 -fiber in one point. We call \widetilde{M} the *divisor at infinity* and denote it by I_k . Iterating the process, we obtain subspaces $I_k[1]$ in $S(k+1)$, then $I_k[2]$ in $S(k+2)$, etc. (By convention $I_k[0] = I_k$.) Each $I_k[n]$ is a copy of $S(k-1)$, having codimension $n+1$ inside $S(k+n)$. We remark that if we prolong the fiber of $S(k-1)$ over a point of $S(k-2)$, then its successive prolongations lie on these $I_k[n]$'s.

In [4], we examined the *intersection locus*

$$(6.1) \quad I_W = \bigcap_{j=2}^k I_j[n_j - 1],$$

a subspace of $S(k)$. We will explain the notation on the left side of (6.1) in a moment. To make sense of the notations on the right side, we need to make several remarks. First, each n_j is a nonnegative integer with $n_j \leq k - j + 1$. The space $I_j[n_j - 1]$ has been defined to be a subspace of $S(n_j + j - 1)$; in (6.1) we use its complete inverse image in $S(k)$. We have already remarked that $I_j[0]$ means I_j , and we interpret $I_j[-1]$

as $S(k)$ itself (so that this intersectand could be omitted). With these conventions, the intersection locus of (6.1), if it is not empty, is nonsingular and of codimension $n_2 + n_3 + \cdots + n_k$.

To understand when these loci are nonempty, we work with certain *code words*

$$(6.2) \quad W = V_{A_1} V_{A_2} V_{A_3} \cdots V_{A_k},$$

created according to the following rules:

- (1) The first subscript A_1 must be \emptyset .
- (2) For $j \geq 2$, the subscript A_j must be \emptyset or j or the prior subscript A_{j-1} .

The symbol V_\emptyset is also denoted R ; in particular the first symbol is always R . The number of code words of length k is the Fibonacci number F_{2k-1} (where $F_1 = F_2 = 1$). Let n_j denote the total number of times that j appears in the subscripts of W ; then the intersection locus I_W specified by (6.1) is nonempty, and this method accounts for all nonempty intersection loci.

Example 6.1. There are five code words of length three, and thus five associated intersection loci on $S(3)$:

$$\begin{aligned} RRR &\longleftrightarrow S(3) = I_2[-1] \cap I_3[-1] \\ RRV_3 &\longleftrightarrow I_3 = I_2[-1] \cap I_3[0] \\ RV_2R &\longleftrightarrow I_2 = I_2[0] \cap I_3[-1] \\ RV_2V_2 &\longleftrightarrow I_2[1] = I_2[1] \cap I_3[-1] \\ RV_2V_3 &\longleftrightarrow I_2 \cap I_3 = I_2[0] \cap I_3[0] \end{aligned}$$

These intersection loci are nested in an obvious way: given code words W' and W whose respective associated integers satisfy $n'_j \geq n_j$ (for each $j = 2, \dots, k$), the intersection locus $I_{W'}$ is contained in I_W . Removing all the lower-dimensional loci from an intersection locus gives a *code word stratum*, an open dense subset of the intersection locus. In this manner we have stratified $S(k)$, as in [4]. In that paper we also gave equations defining each intersection locus in each chart; all of them are linear equations in the local coordinates. Each stratum is obtained by removing intersection loci of lower dimension; thus in each chart, each stratum is given by certain linear equations and linear inequalities in the local coordinates. For present purposes the detailed structure of these equations and inequalities is not needed.

Lemma 6.2. *Every point of a twig belongs to the same stratum, except possibly its nodes.*

Proof. There is a chart in which the entire twig appears as a coordinate axis, except that one of its nodes is at infinity. \square

Thus to each twig we can associate the code word of its stratum, called its *twig word*. Similarly, the code word of the stratum containing a node will be called its *node word*. The node word of $N(p_1 p_2 \cdots p_k)$ will be denoted $W(p_1 p_2 \cdots p_k)$.

Theorem 6.3. *Suppose that $0 \leq j \leq k - 1$. The twig word of $T(p_1 p_2 \cdots p_j)$ (a twig at level k) consists of $W(p_1 p_2 \cdots p_j)$ (a node word at level j) followed by a single R and a string of $k - 1 - j$ occurrences of V_{j+2} .*

Note that if $j = k - 1$, then the final string is empty.

Proof. The map from $S(k)$ to $S(j+1)$ is an isomorphism from $T(p_1p_2 \cdots p_j)$ to the \mathbb{P}^1 fiber of $S(j+1)$ over the node $N(p_1p_2 \cdots p_j) \in S(j)$. (If $k = j+1$, the map is the identity.) The curvilinear data at level $j+1$ is thus regular: it represents a tangent direction at $N(p_1p_2 \cdots p_j)$. Beyond this level we have the successive prolongations of this fiber and, as we have already observed, they lie within the spaces $I_{j+2}[n]$. \square

Lemma 6.4. *Consider the twig words of the two twigs meeting at $N(p_1p_2 \cdots p_k)$. In each position, either the symbols agree, or one of the symbols is R and the other is some V_i . The node word $W(p_1p_2 \cdots p_k)$ can be deduced from these twig words as follows: in each position, if the symbols of the twig words agree, then use the common symbol; if they disagree, then use V_i rather than R .*

Proof. The divisors at infinity and their prolongations are closed loci. If the non-nodal points of a twig are contained in such a divisor or its prolongation, then so are the nodes of this twig. Thus if a symbol V_i occurs in a certain position of a twig word, then the words of its nodes must have the same symbol in this position. For the same reason, the words of the two twigs meeting at a node cannot have differing V 's in the same position. If both words have R in some position, this means that the coordinates of the non-nodal points of both twigs satisfy a certain set of strict linear inequalities. Since each twig is a coordinate axis, the origin also satisfies these same inequalities. \square

Using Theorem 6.3 and Lemma 6.4, one can recursively compute any desired node word or twig word, invoking the following base cases: $W(\emptyset) = \emptyset$ and $W(11 \cdots 1) = W(22 \cdots 2) = RR \cdots R$.

Example 6.5. This continues and extends the running example. Figure 3 shows the computation of the node word $RV_2V_3V_3V_5$ for the node $N(21221)$. The upper tree shows the labels of the nodes to which $N(21221)$ maps, together with the twigs at these nodes; a slanted and dotted segment indicates that the twig emerges from the node shown to its left. The lower tree gives the corresponding node words and twig words, which can be deduced by working from left to right: first use Theorem 6.3 to compute the twig words, and then use Lemma 6.4 to compute the node word.

One can also use Theorem 6.3 and Lemma 6.4 to derive the following explicit formula.

Theorem 6.6. *The node word $W(p_1p_2 \cdots p_k)$ can be obtained from $p_1p_2 \cdots p_k$ by the following process: replace its initial block of the symbol 1 or 2 by the same-length block of the symbol R , and replace each succeeding block by the same-length block of the symbol V_j , where j is the beginning position of the block.*

For example, $W(222122112)$ is $RRRV_4V_5V_5V_7V_7V_9$.

Proof. We prove this by induction on the length of the label. We have already remarked that $W(\emptyset) = \emptyset$ and $W(11 \cdots 1) = W(22 \cdots 2) = RR \cdots R$, since the nodes are end nodes.

Now consider a node with label $p_1p_2 \cdots p_{j-2}12^{k-j+1}$, ending in a block of length $k-j+1 \geq 1$. The node to its left has label $p_1p_2 \cdots p_{j-2}12^{k-j}1$, and thus the twig to its left has label $p_1p_2 \cdots p_{j-2}12^{k-j}$. The node to its right has label $p_1p_2 \cdots p_{j-2}21^{k-j+1}$,

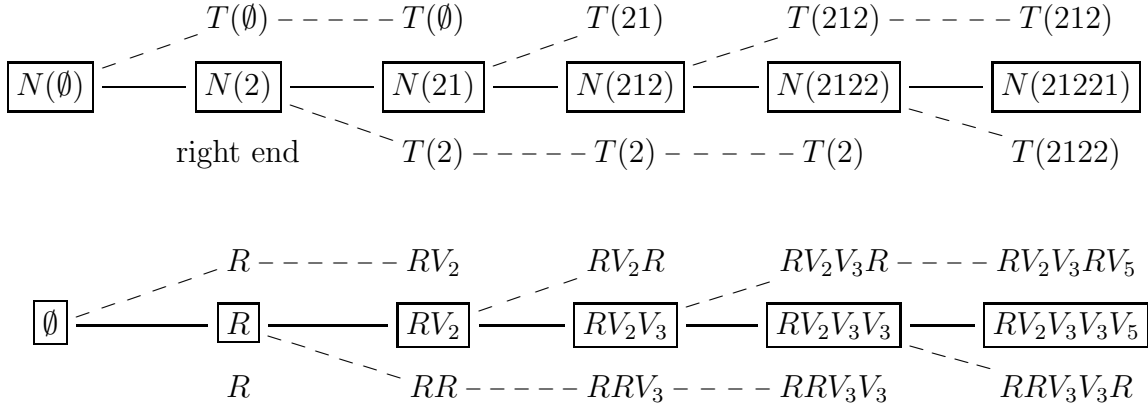


FIGURE 3. Recursive computation of the node word of the node $N(21221)$. Refer to Example 6.5 for an explanation.

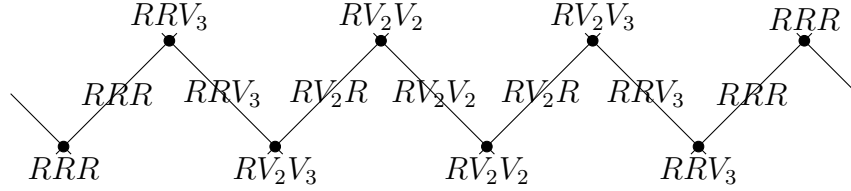


FIGURE 4. The third prolongation of the nodal curve, as shown in Figure 1, together with corresponding node words and twig words.

and thus the twig to its right has label $p_1p_2 \cdots p_{j-2}$. By Theorem 6.3 the twig words are, respectively,

$$W(p_1p_2 \cdots p_{j-2}12^{k-j})R \quad \text{and} \quad W(p_1p_2 \cdots p_{j-2})RV_j^{k-j+1}.$$

By the inductive hypothesis, these two words agree through position $j - 2$. We now apply Lemma 6.4. In the next position the second twig word has R , so that our node word begins with $W(p_1p_2 \cdots p_{j-2}1)$. After that, the first twig word ends with $V_j^{k-j}R$ and the second twig word ends with V_j^{k-j+1} ; thus our node word ends with V_j^{k-j+1} .

For a node with label $p_1p_2 \cdots p_{j-2}21^{k-j+1}$, the same arguments apply *mutatis mutandis*. \square

Example 6.7. Figure 4 shows all node words and twig words of the third prolongation of the nodal curve.

REFERENCES

- [1] Robert Bryant. Lecture 6 of Math 790: Exterior Differential Systems, Duke University. <https://services.math.duke.edu/~bryant/790/>. Accessed: 2017-06-10.
- [2] Robert L. Bryant and Lucas Hsu. Rigidity of integral curves of rank 2 distributions. *Invent. Math.*, 114(2):435–461, 1993.
- [3] E. Cartan. Sur l'équivalence absolue de certains systèmes d'équations différentielles et sur certaines familles de courbes. *Bull. Soc. Math. France*, 42:12–48, 1914.
- [4] Alex Castro, Susan Jane Colley, Gary Kennedy, and Corey Shanbrom. A coarse stratification of the monster tower. *Michigan Math. J.* To appear.

- [5] Susan Jane Colley and Gary Kennedy. A higher-order contact formula for plane curves. *Comm. Algebra*, 19(2):479–508, 1991.
- [6] Susan Jane Colley and Gary Kennedy. Triple and quadruple contact of plane curves. In *Enumerative algebraic geometry (Copenhagen, 1989)*, volume 123 of *Contemp. Math.*, pages 31–59. Amer. Math. Soc., Providence, RI, 1991.
- [7] Susan Jane Colley and Gary Kennedy. The enumeration of simultaneous higher-order contacts between plane curves. *Compositio Math.*, 93(2):171–209, 1994.
- [8] Giuseppe Gherardelli. Sul modello minimo della varietà degli elementi differenziali del 2° ordine del piano proiettivo. *Atti Accad. Italia. Rend. Cl. Sci. Fis. Mat. Nat. (7)*, 2:821–828, 1941.
- [9] André Giaro, Antonio Kumpera, and Ceferino Ruiz. Sur la lecture correcte d’un résultat d’Élie Cartan. *C. R. Acad. Sci. Paris Sér. A-B*, 287(4):A241–A244, 1978.
- [10] Robin Hartshorne. *Algebraic geometry*. Springer-Verlag, New York-Heidelberg, 1977. Graduate Texts in Mathematics, No. 52.
- [11] Richard Montgomery, Vidya Swaminathan, and Mikhail Zhitomirskii. Resolving singularities with Cartan’s prolongation. *J. Fixed Point Theory Appl.*, 3(2):353–378, 2008.
- [12] Richard Montgomery and Michail Zhitomirskii. Geometric approach to Goursat flags. *Ann. Inst. H. Poincaré Anal. Non Linéaire*, 18(4):459–493, 2001.
- [13] Richard Montgomery and Michail Zhitomirskii. Points and curves in the Monster tower. *Mem. Amer. Math. Soc.*, 203(956):x+137, 2010.
- [14] Piotr Mormul. Exotic moduli of Goursat distributions exist already in codimension three. In *Real and complex singularities*, volume 459 of *Contemp. Math.*, pages 131–145. Amer. Math. Soc., Providence, RI, 2008.
- [15] J. G. Semple. Some investigations in the geometry of curve and surface elements. *Proc. London Math. Soc. (3)*, 4:24–49, 1954.

DEPARTMENT OF MATHEMATICS, OBERLIN COLLEGE, OBERLIN, OHIO 44074, USA
E-mail address: sjcolley@math.oberlin.edu

OHIO STATE UNIVERSITY AT MANSFIELD, 1760 UNIVERSITY DRIVE, MANSFIELD, OHIO 44906, USA
E-mail address: kennedy@math.ohio-state.edu