

Signatures of van der Waals binding: A coupling-constant scaling analysis

Yang Jiao,* Elsebeth Schröder, and Per Hyldgaard

Department of Microtechnology and Nanoscience – MC2, Chalmers University of Technology, SE-41296 Gothenburg, Sweden

(Dated: September 25, 2018)

The van der Waals (vdW) density functional (vdW-DF) method [ROPP 78, 066501 (2015)] describes dispersion or vdW binding by tracking the effects of an electrodynamic coupling among pairs of electrons and their associated exchange-correlation holes. This is done in a nonlocal-correlation energy term E_c^{nl} , which permits density functional theory calculation in the Kohn-Sham scheme. However, to map the nature of vdW forces in a fully interacting materials system, it is necessary to also account for associated kinetic-correlation energy effects. Here, we present a coupling-constant scaling analysis which permits us to compute the kinetic-correlation energy T_c^{nl} that is specific to the vdW-DF account of nonlocal correlations. We thus provide a more complete spatially-resolved analysis of the electrodynamical-coupling nature of nonlocal-correlation binding, including vdW attraction, in both covalently and non-covalently bonded systems. We find that kinetic-correlation energy effects play a significant role in the account of vdW or dispersion interactions among molecules. Furthermore, our mapping shows that the total nonlocal-correlation binding is concentrated to pockets in the sparse electron distribution located between the material fragments.

I. INTRODUCTION

Many-body effects are essential for an accurate description of materials bonds. Such correlation effects must be accurately reflected in density functional theory (DFT) as we seek approximate evaluations of ground-state expectation values, $\langle \hat{T} \rangle$ and $\langle \hat{V} \rangle$, of operators for the kinetic energy \hat{T} and for the electron-electron interaction \hat{V} . This is clear, for example, because dispersion or van der Waals (vdW) interactions arise from an electrodynamic coupling among collective excitations.^{1–6} In the Kohn-Sham (KS) scheme⁷ for efficient, in principle, exact DFT calculations, we handle all many-body effects by a trick. We focus on an independent-particle approximation, the KS kinetic-energy term T_{KS} , while embedding the difference, termed the kinetic-correlation energy,

$$T_c = \langle \hat{T} \rangle - T_{\text{KS}}, \quad (1)$$

in the exchange-correlation (XC) energy, E_{xc} . However, the kinetic-correlation energy, Eq. (1), can still be unmasked as a functional $T_c[n]$ of the electron density $n(\mathbf{r})$ using a formally exact scaling analysis.^{8–11} An evaluation of $E_{\text{xc}}[n] - T_c[n]$ is equivalent to correcting $\langle \hat{V} \rangle$ beyond the Hartree approximation⁸ and thus allows an exploration of many-electron interaction effects.

The van der Waals (vdW) density functional (vdW-DF) method for general-purpose DFT calculations relies on truly nonlocal formulations $E_{\text{xc}}[n]$, Refs. 12–20. The vdW-DF functional design can be seen as a systematic extension of the local density approximations (LDA) and of the generalized gradient approximation (GGA). In its original and most commonly used form,^{15,18} it relies on the same many-body perturbation theory analysis^{5,16} that underpins the formulations of PBE²¹ and PBEsol,²² and it adheres to the same fundamental principle, that physics constraints, including charge¹⁵ and current^{6,15} conservation, should guide the XC functional design.^{14,23,24} However, as part of a rationale for constraint-based GGA, Langreth and Vosko showed that

a gradient-corrected formulation of correlation cannot naturally account for vdW interactions.⁵ The vdW-DF method overcomes that limitation, noting that electrons and their associated GGA-type XC holes themselves form dipole systems with internal dynamics.^{3,4,6,12,25,26} The vdW-DF method tracks screening effects produced by the mutual electrodynamic coupling of such virtual dipoles. It thus extends GGA within the vdW-DF framework, capturing screened dispersion binding^{3,4} by summing coupling-induced shifts in the collective plasmon excitations.^{1,6}

The vdW-DF method is computationally efficient since the dispersion-energy gains⁶ are evaluated in a truly nonlocal-correlation energy term E_c^{nl} that is an explicit functional of the density.^{15,27} This is done by using the adiabatic-connection formula^{2,28,29} (ACF) for the exact XC functional to define an effective dielectric function κ ,^{6,15,20} and by expanding κ in terms of a plasmon-pole approximation that reflects the response corresponding to an internal semilocal functional^{6,15,17,23} $E_{\text{xc}}^{\text{in}}$. In the original general-geometry vdW-DF¹⁵ and in the recent consistent-exchange vdW-DF-cx¹⁸ formulations,³⁰ this internal function comprises LDA with gradient corrections defined by analysis of screened exchange.^{5,15,16,19} The total functional specification^{15,18}

$$E_{\text{xc}}^{\text{vdW-DF}}[n] = E_{\text{xc}}^{\text{in}} + E_c^{\text{nl}} + \delta E_x^0, \quad (2)$$

generally also contains a cross-over term δE_x^0 that contains nothing but gradient-corrected exchange.^{20,24} The total exchange functional E_x is semilocal; the correlation part of the functional, E_c , comprises LDA correlation E_c^{LDA} (from $E_{\text{xc}}^{\text{in}}$) and E_c^{nl} .

An elegant illustration of the many-body physics nature of vdW binding can be obtained by computing the spatially resolved component^{31,32}

$$e_c^{\text{nl}}[n](\mathbf{r}) = \frac{n(\mathbf{r})}{2} \int_{\mathbf{r}'} \Phi(n(\mathbf{r}), \nabla n(\mathbf{r}), n(\mathbf{r}'), \nabla n(\mathbf{r}')) n(\mathbf{r}'), \quad (3)$$

of the total vdW-DF nonlocal-correlation energy

$$E_c^{\text{nl}}[n] = \int_{\mathbf{r}} e_c^{\text{nl}}[n](\mathbf{r}). \quad (4)$$

The spatial resolution Eq. (4) is a natural extension of how we normally analyze total-energy contributions arising from the semilocal components of the XC energy.^{2,11,15,21} The spatially resolved energy Eq. (3) is given by the vdW-DF kernel^{15,33} Φ for which there exist both formal analysis¹⁶ and an efficient evaluation scheme.²⁷ With Eq. (3) one can track and understand binding-induced changes $\Delta e_c^{\text{nl}}(\mathbf{r})$, for example, for benzene adsorption on graphene.³² The mapping confirms that the dominant contributions to the vdW binding arise in the regions of sparse³⁴ (but not vanishingly low) electron density between molecules and surfaces.^{6,14,35–37}

In this paper, we seek a characterization of electron-electron interaction effects that underpin vdW attraction between molecules. Many computational descriptions of the vdW attraction build on a discussion of the electron response and dielectric function in the physical, fully interacting system,^{1,3,4,12–14,25,26,38–51} although the actual response behavior is sometimes approximated by an independent-particle description. The ACF specifies the exact XC functional as an average over the electron response, denoted χ_λ , that reflects a ramping ($0 < \lambda < 1$) of assumed electron-electron interaction strengths, $\hat{V}_\lambda = \lambda \hat{V}$.^{2,11,28,29,52} This ACF view is explicitly maintained in vdW density functionals^{15,19,20,24,53,54} which track the vdW binding produced by plasmon-energy shifts^{1,3} in a KS framework.^{2,6} However, the electrodynamic coupling mechanism for vdW attraction^{3,4} is at work in the physical system, i.e., at full coupling-constant strength $\lambda = 1$. For a more complete mapping of the nature of vdW attraction,³ we therefore seek to (a) compute an XC energy, denoted $E_{\text{xc},\lambda=1}[n]$, that instead reflects the physical response $\chi_{\lambda=1}$, and (b) extract and study the component, denoted $E_{c,\lambda=1}^{\text{nl}}[n]$, that corresponds to nonlocal-correlation effects in $\chi_{\lambda=1}$.

Our central observation is that such information is directly available from the vdW-DF functional form, Eq. (2), by applying the formally exact coupling-constant scaling analysis^{8,9,55} on the vdW-DF method. The formal analysis rests on density scaling, which provides a complete specification of the would-be XC energy $E_{\text{xc},\lambda}[n]$ that reflects the response function χ_λ assuming only that the λ -averaged response defines the specific $E_{\text{xc}}[n]$ form; the analysis can be made for a given problem once we know the self-consistent solution density $n(\mathbf{r})$. We present details of how to extend the scaling analysis from semilocal functionals^{10,11,56,57} to the truly nonlocal-correlation term $E_c^{\text{nl}}[n]$ of the vdW-DF method.

We note that the formal scaling analysis permits calculations of the kinetic-correlation energy,⁸ Eq. (1). For practical calculations, we present a code, termed PPACF, that computes the component

$$T_c^{\text{nl}}[n] = \int_{\mathbf{r}} t_c^{\text{nl}}[n](\mathbf{r}), \quad (5)$$

which is specific to $E_c^{\text{nl}}[n]$. Eq. (5) is also combined with the known coupling-constant scaling analysis for LDA correlation,^{8–10,55} for a full specification of the kinetic-correlation energy

$$T_c[n] = \int_{\mathbf{r}} t_c[n](\mathbf{r}). \quad (6)$$

Finally we rely on the formal equivalence⁸

$$E_{\text{xc},\lambda=1}[n] \equiv E_{\text{xc}}[n] - T_c[n], \quad (7)$$

to extract a representation

$$E_{c,\lambda=1}^{\text{nl}}[n] \equiv E_c^{\text{nl}}[n] - T_c^{\text{nl}}[n], \quad (8)$$

of the mutual plasmon electrodynamic coupling in the physical system.^{1,3,4,6}

As implied in Eqs. (5) and (6), the code also gives us access to spatially resolved kinetic-correlation energies, $t_c^{\text{nl}}[n](\mathbf{r})$ and $t_c[n](\mathbf{r})$, that are consistent with Eqs. (3) and (4) and with the standard resolution of XC energy contributions. Using PPACF, we can thus compute and discuss the nature of binding-induced changes $\Delta t_c(\mathbf{r})$, $\Delta t_c^{\text{nl}}(\mathbf{r})$, and $\Delta e_c^{\text{nl}}(\mathbf{r}) - \Delta t_c^{\text{nl}}(\mathbf{r})$, in the spatially resolved descriptions. Our PPACF code can provide this analysis for most versions or variants of the vdW-DF method.^{15,17,18,20,58–61} Here we work with the consistent-exchange vdW-DF-cx formulation,^{18,24} which can effectively be seen as a mean-value evaluation of the ACF.⁶

We find that $\Delta t_c(\mathbf{r})$ and $\Delta e_c^{\text{nl}}(\mathbf{r})$ both contain signatures of directed binding: the dominant binding contributions are channeled into pockets. Also, the signatures in $\Delta t_c^{\text{nl}}(\mathbf{r})$ and in $\Delta e_c^{\text{nl}}(\mathbf{r})$ typically mirror each other, up to a sign. This means that the concentration of vdW bonding is further enhanced in the contribution $\Delta e_c^{\text{nl}}(\mathbf{r}) - \Delta t_c^{\text{nl}}(\mathbf{r})$ that characterizes the electrodynamic coupling mechanism behind the vdW attraction.^{1,3,4,6}

Overall, our results show that there is an important kinetic-energy nature of vdW binding and confirm that the density tails, rather than the atomic centers, play the decisive role in setting dispersion forces at binding separations.^{6,14,18,32,35–37,62–64} Our results also suggest that there exists an orbital-like structure of dispersion binding, although much weaker than in chemical bonds and originating in different mechanisms.^{4,6,16} This observation could be useful for qualitative discussions of the nature and variation in vdW forces in materials.

The rest of this paper is organized as follows. Section II details the coupling constant analysis of the vdW-DF method. Section III provides computational details. In Sec. IV we document signatures of the vdW attraction in both noncovalent and covalent molecular binding. Section V contains a summary and discussion. The paper has one appendix.

II. THEORY

A systematic theory characterization of the screened response in a homogeneous and weakly perturbed elec-

tron gas^{2,5,28,29,65–67} has led to the definition of a range of successful constraint-based functionals for the XC energy E_{xc} and broad use of DFT. We use \hat{V} to denote the full electron-electron interaction. We consider the density changes δn produced by an external field $\delta\Phi_{\text{ext}}$, and compute the electron-gas density response $\chi_\lambda = \delta n / \delta\Phi_{\text{ext}}$ as a function of the assumed coupling constant λ for an adiabatic turn on of the many particle interaction, $V_\lambda = \lambda V$. The exact XC energy is given by the ACF,

$$E_{xc} = - \int_0^\infty \frac{du}{2\pi} \text{Tr}\{\chi_\lambda(iu)V\} - E_{\text{self}}, \quad (9)$$

which links λ , the (complex) frequency iu , and spatial variations in the response function χ_λ to the XC energy. We use $\hat{n}(\mathbf{r})$ to denote the density operator, and the last term of Eq. (9) is the electron self energy $E_{\text{self}} = \text{Tr}\{\hat{n}V\}/2$.

The exact XC energy can be recast as an electrostatic interaction^{2,28,29}

$$E_{xc} = \frac{1}{2} \int_{\mathbf{r}} \int_{\mathbf{r}'} \frac{n(\mathbf{r})n_{xc}(\mathbf{r};\mathbf{r}')}{|\mathbf{r} - \mathbf{r}'|} \quad (10)$$

between the electrons and associated, so-called, XC holes $n_{xc}(\mathbf{r};\mathbf{r}')$. The XC hole reflects a λ average of the response χ_λ . An emphasis on the assumed plasmon-nature of the electron-response, a reliance on formal many-body perturbation theory, and the imposing of additional physics constraints, such as charge conservation of the XC hole, has led to formulations of LDA,^{68,69} of the PBE and PBESol versions of GGAs,^{21,22} and of the vdW-DF method.^{6,15–17,20,24}

At any given coupling constant λ , the response function defines an approximation for the exchange-correlation hole

$$n_{xc,\lambda}(\mathbf{r},\mathbf{r}' = \mathbf{r} + \mathbf{w}) = -\frac{2}{n(\mathbf{r})} \int_0^\infty \frac{du}{2\pi} \chi_\lambda(\mathbf{r},\mathbf{r}';iu) - \delta(\mathbf{w}). \quad (11)$$

The actual XC hole then emerges simply as an average,

$$n_{xc} = \int_0^1 n_{xc,\lambda} d\lambda. \quad (12)$$

Using Eq. (11) it is meaningful to define and discuss also the coupling-constant dependence of the XC functional:

$$E_{xc,\lambda} \equiv \frac{1}{2} \int_{\mathbf{r}} \int_{\mathbf{r}'} \frac{n(\mathbf{r})n_{xc,\lambda}(\mathbf{r},\mathbf{r}')}{|\mathbf{r} - \mathbf{r}'|}. \quad (13)$$

Same as for the holes, the actual functional, Eq. (10), is given by an average over $0 < \lambda < 1$,

$$E_{xc}[n] = \int_0^1 d\lambda E_{xc,\lambda}[n]. \quad (14)$$

The behavior of $E_{xc,\lambda}$ is exclusively set by exchange effects at $\lambda = 0$. This follows because exchange reflects an independent-particle behavior and, unlike correlation, it is independent of λ . At the other physical limit,

the plasmon character can be expected to dominate in the response. One therefore also expects that $E_{xc,\lambda}$ becomes accurate at $\lambda \rightarrow 1$ if Eq. (13) reflects a plasmon-based analysis of electron response, for example, as used the early LDA formulations^{29,68}, in the constraint-based GGAs^{21,22}, and in vdW-DF-cx¹⁸.

It is instructive to split the XC hole into exchange and correlation components

$$n_{xc,\lambda}(\mathbf{r},\mathbf{r}') = n_x(\mathbf{r},\mathbf{r}') + n_{c,\lambda}(\mathbf{r},\mathbf{r}'), \quad (15)$$

and to define (at every λ) a spatially resolved correlation term

$$e_{c,\lambda}[n](\mathbf{r}) = \frac{n(\mathbf{r})}{2} \int_{\mathbf{r}'} \frac{n_{c,\lambda}(\mathbf{r},\mathbf{r}')}{|\mathbf{r} - \mathbf{r}'|}. \quad (16)$$

This term provides a mapping of the total correlation effects at λ :

$$E_{c,\lambda}[n] = \int_{\mathbf{r}} e_{c,\lambda}(\mathbf{r}). \quad (17)$$

Also, there exists a coupling-constant scaling analysis for LDA correlation^{10,11,55} $E_{c,\lambda}^{\text{LDA}}$ with spatial resolution

$$E_{c,\lambda}^{\text{LDA}}[n] = \int_{\mathbf{r}} e_{c,\lambda}^{\text{LDA}}[n](\mathbf{r}). \quad (18)$$

Accordingly we isolate a spatially resolved nonlocal-correlation energy

$$e_{c,\lambda}^{\text{nl}}[n](\mathbf{r}) = e_{c,\lambda}[n](\mathbf{r}) - e_{c,\lambda}^{\text{LDA}}[n](\mathbf{r}), \quad (19)$$

corresponding the coupling-constant scaling of the total nonlocal-correlation energy

$$E_{c,\lambda}^{\text{nl}}[n] = \int_{\mathbf{r}} e_{c,\lambda}^{\text{nl}}[n](\mathbf{r}). \quad (20)$$

Equation (3) is the coupling-constant integral of $e_{c,\lambda}^{\text{nl}}[n](\mathbf{r})$.

To map the electrodynamical-coupling nature of vdW attraction, we seek to compute binding-induced changes $\Delta e_{c,\lambda=1}^{\text{nl}}[n](\mathbf{r})$.

A. Density scaling in the exact XC energy

Coupling-constant scaling analysis⁸ is a natural tool for exploring the nature of both exchange-based GGAs^{11,57} and of vdW-DF-cx. For any given solution density $n(\mathbf{r})$, we define a rescaled density

$$n(\mathbf{r}) \rightarrow n_{1/\lambda}(\mathbf{r}) \equiv n(\mathbf{r}/\lambda)/\lambda^3, \quad (21)$$

and resolve Eq. (14) into λ -specific contributions using the exact result^{8,11,57}

$$E_{xc,\lambda}[n] = \frac{d}{d\lambda} \{ \lambda^2 E_{xc}[n_{1/\lambda}] \}. \quad (22)$$

Since there is no λ dependence for exchange, we can recast Eq. (22) using the correlation-energy density:

$$e_{c,\lambda}[n](\mathbf{r}) = \frac{d}{d\lambda} \{ \lambda^2 e_c[n_{1/\lambda}](\mathbf{r}) \}. \quad (23)$$

The scaling results for $E_{xc,\lambda}[n]$ and $e_{c,\lambda}[n]$ can be directly applied to individual components of the XC functional (as they are linear in the functional expression).

The scaling results, Eqs. (22) and (23), reflect properties of the χ_λ approximations that are implicitly made in crafting the PBE and vdW-DF-cx functionals. The existence of a well-understood coupling-constant scaling has been used to rationalize the formulation of the PBE0 hybrid⁷⁰ based on PBE.^{11,57} Noting that a similar rationale exists for the coupling constant scaling of vdW-DF-cx, some of us have recently motivated the introduction of correspondingly defined vdW-DF hybrids, including vdW-DF-cx0, which replace the vdW-DF-cx exchange component with a fraction of Fock exchange.⁷¹

The scaling results, Eqs. (22) and (23), follow from an analysis of the many-particle wavefunction ground-state solution $\Psi_n^{\min,\lambda}$ corresponding to a specific density n and a specific strength λV of the electron-electron interaction. The detailed arguments are given elsewhere; For completeness, we include a renormalization-type argument for this observation in the appendix. Here we simply note that the wavefunctions solving the Hamiltonian $\hat{H} = \hat{T} + \lambda V + V_{\text{ext}}$ themselves scale according to

$$\Psi_n^{\min,\lambda}(\mathbf{r}_1, \dots, \mathbf{r}_N) = \lambda^{3N/2} \Psi_{n_{1/\lambda}}(\lambda \mathbf{r}_1, \dots, \lambda \mathbf{r}_N), \quad (24)$$

and that this formal equivalence is sufficient to establish the λ scaling.^{8,11}

B. Access to the kinetic-correlation energy

Below we drop explicit references to the density functional nature when working with spatially-resolved energy contributions such as $e_{c,\lambda}^{\text{nl}}(\mathbf{r})$ and $e_c^{\text{nl}}(\mathbf{r})$, except when specifically needed for the discussion.

In the KS scheme⁷, we nominally focus on computing the so-called KS kinetic energy⁷² from single-particle expectation values

$$\langle \phi_i | \hat{T} | \phi_i \rangle = \int_{\mathbf{r}} \tilde{t}_i(\mathbf{r}), \quad (25)$$

$$\tilde{t}_i(\mathbf{r}) = -\frac{1}{2} \phi_i^*(\mathbf{r}) \nabla^2 \phi_i(\mathbf{r}), \quad (26)$$

for occupied orbitals $\phi_i(\mathbf{r})$. As in the Quantum-Espresso package,⁷³ we compute the KS kinetic energy as a spatial integration

$$T_{\text{KS}}[n] = \int_{\mathbf{r}} t_{\text{KS}}(\mathbf{r}), \quad (27)$$

over positive definite contributions

$$t_{\text{KS}}(\mathbf{r}) = \frac{1}{2} \sum_i^{\text{occ}} |\nabla \phi_i(\mathbf{r})|^2, \quad (28)$$

defined by the set of occupied orbitals. This representation of the KS kinetic energy is simply related to the summation $\tilde{t}_{\text{occ}}(\mathbf{r}) \equiv \sum_i^{\text{occ}} \tilde{t}_i(\mathbf{r})$ over single-particle contributions, Eq. (26). The descriptions differ only in the inclusion of an Poisson-type term

$$t_{\text{KS}}(\mathbf{r}) = \frac{1}{4} \nabla^2 n(\mathbf{r}) + \text{Re}\{\tilde{t}_{\text{occ}}(\mathbf{r})\}, \quad (29)$$

and give the same total KS kinetic energy, Eq. (27), upon spatial integration.

We typically compute DFT energies $E_{\text{DFT}}^{\text{A/B/AB}}$ of combined systems ‘AB’ and of the relevant fragments, ‘A’ or ‘B’, to understand binding $\Delta E_{\text{DFT}} = E_{\text{DFT}}^{\text{A}} + E_{\text{DFT}}^{\text{B}} - E_{\text{DFT}}^{\text{AB}}$ (with suitable adjustments in the case of related problems such as material cohesion). The mean-field electrostatic energy among electrons, that is, the Hartree term

$$U[n] = \frac{1}{2} \int_{\mathbf{r}} \int_{\mathbf{r}'} \frac{n(\mathbf{r}) n(\mathbf{r}')}{|\mathbf{r} - \mathbf{r}'|}, \quad (30)$$

is one important contribution as it approximates $\langle \hat{V} \rangle$. For analysis, we track binding-induced changes like

$$\Delta U \equiv U^{\text{A}} + U^{\text{B}} - U^{\text{AB}}, \quad (31)$$

$$\Delta T_{\text{KS}} \equiv T_{\text{KS}}^{\text{A}} + T_{\text{KS}}^{\text{B}} - T_{\text{KS}}^{\text{AB}} \quad (32)$$

$$\Delta T_c^{\text{nl}} \equiv T_c^{\text{nl,A}} + T_c^{\text{nl,B}} - T_c^{\text{nl,AB}}. \quad (33)$$

We also track corresponding expressions for binding-induced changes in, for example, the total nonlocal-correlation term ΔE_c^{nl} . In our discussion, we call such differences *binding contributions*.⁷⁴

Computational results for the binding-induced changes in the KS kinetic energy ΔT_{KS} and in the mean-field electrostatic energy $\Delta U[n]$ often suffice for a characterization of covalent bonds in molecules and materials.⁷⁵ This is because the combination allows us to characterize and understand orbital hybridization.^{75–77} However, for non-covalent bonds we have to look further than changes in T_{KS} . One can generally sort chemical bonds from knowledge of the average orbital energy.⁷⁸ The average orbital energy is a measure that will, in principle, reflect all correlation effects, including those that are manifested in the kinetic energy.

A formal analysis of the DFT variational scheme⁸ shows that

$$T_c[n] = -E_c[n] + \left[\frac{\partial E_c[n_\alpha]}{\partial \alpha} \right]_{\alpha=1} \quad (34)$$

where $\alpha \equiv 1/\lambda$, Refs. 8 and 11. Using the density-scaling analysis, it immediately follows that

$$T_c[n] = E_c[n] - E_{c,\lambda=1}[n] = E_{\text{xc}}[n] - E_{\text{xc},\lambda=1}[n], \quad (35)$$

A similar equation connects $T_c^{\text{nl}}[n]$ and $E_c^{\text{nl}}[n]$. For any given system (solution density n), we use numerical differentiation to compute $E_{c,\lambda}[n]$ and $E_{c,\lambda}^{\text{nl}}[n]$ from Eq. (22), and $T_c[n]$ and $T_c^{\text{nl}}[n]$ from Eq. (34).

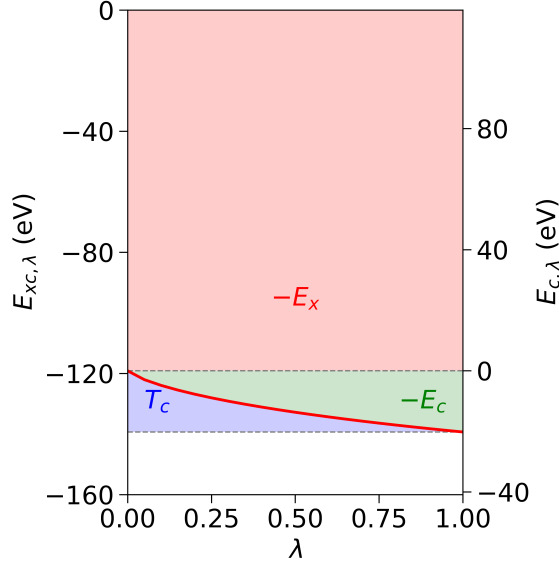


FIG. 1. Coupling-constant scaling of the vdW-DF-cx exchange and correlation contributions to the total energy of the N_2 molecule. The solid curve (upper dashed line) shows variation in total XC term $E_{xc,\lambda}[n]$ (lack of variation in exchange term $E_x[n]$) for the N_2 solution electron density $n(\mathbf{r})$. The area of the green (red) regions is minus the total correlation (exchange) energy, while the area of the blue region is the so-called kinetic-correlation energy, that is, the kinetic-energy part of correlation, $T_c[n]$.

The electron-electron interaction effects in the physical systems are now formally available for computation (in the approximations that define $E_{xc}[n]$). In particular, we can study the electrodynamic coupling among plasmons^{1,3,4,6} at $\lambda = 1$ since $E_{c,\lambda=1}^{nl}[n]$ is available via Eq. (35). This value $E_{c,\lambda=1}^{nl}[n]$ is the nonlocal-correlation part of $E_{xc,\lambda=1}[n]$ which, by definition, is given by a contour integral of the response $\chi_{\lambda=1}$ evaluated at full electron-electron interaction strength, Eqs. (11) and (13).

We note in passing that $E_{c,\lambda=1}^{nl}[n]$ is also the nonlocal-correlation part of the electron-electron interaction expectation value

$$E_{c,\lambda=1}^{nl}[n] = \langle \hat{V} \rangle_c^{nl} \equiv \langle \hat{V} \rangle - U[n] - E_x[n] - E_{c,\lambda=1}^{LDA}[n]. \quad (36)$$

Since the XC energy functional is defined $E_{xc} = \langle \hat{V} + \hat{T} \rangle - T_{KS} - U[n]$ we can use Eq. (35) for the formal identification

$$E_{xc,\lambda=1}[n] = \langle \hat{V} \rangle - U[n]. \quad (37)$$

The formal equivalence Eq. (36) follows by subtracting the LDA and gradient-corrected exchange components.

Figure 1 shows (computed results for) the coupling constant scaling for the XC contribution (solid red curve) to the total energy of the N_2 molecules. The specific scaling results are here provided for vdW-DF-cx (using the

formal derivation of the scaling for E_c^{nl} detailed in the following subsection): However, the behavior is generic and thus similar to what has previously been reported and discussed for PBE.^{11,57}

We note that the exchange and correlation components, E_x and E_c , used for DFT calculations in the KS scheme, are integrals of the indicated λ variations. The exchange value traces a horizontal line (dotted curve separating red and green areas) in Fig. 1. In contrast, the correlation begins at zero but changes to a significant magnitude at $\lambda = 1$. It is straightforward to verify¹¹ that the area of the green region is minus the functional approximation for E_c . Importantly, we can immediately extract the corresponding kinetic-correlation energy T_c using Eq. (35), that is, as the area of the blue region below the $E_{xc,\lambda}$ variation but above the value of the $\lambda \rightarrow 1$ limit.

C. Coupling-constant scaling and kinetic-correlation energy in vdW-DF-cx

To compute the kinetic-energy component of vdW binding, we need only consider the density scaling for the correlation parts, namely $E_c = E_c^{LDA} + E_c^{nl}$. Moreover, the coupling constant scaling for the LDA part, E_c^{LDA} , has previously been discussed, as it is part of the GGA characterization.^{8–11,55–57,79,80}

To explore the coupling-constant scaling of E_c^{nl} we first summarize the vdW-DF formulation of this nonlocal-correlation energy. Any semilocal XC density functional can be characterized by a local energy-per-particle density

$$E_{xc}[n] = \int_{\mathbf{r}} n(\mathbf{r}) \epsilon_{xc}[n](\mathbf{r}), \quad (38)$$

where $\epsilon_{xc}[n](\mathbf{r})$ is a function of just the local density $n(\mathbf{r})$ and the scaled density gradient $s(\mathbf{r})$. We further split $\epsilon_{xc}[n](\mathbf{r})$ into exchange and correlation components, $\epsilon_x[n](\mathbf{r})$ and $\epsilon_c[n](\mathbf{r})$. The local variation in the inverse length scale q_0 for the plasmon-pole description can then be expressed^{15,16}

$$q_0(\mathbf{r}) = q_{0x}(\mathbf{r}) + q_{0c}(\mathbf{r}), \quad (39)$$

$$q_{0x(c)}(\mathbf{r}) = \frac{\epsilon_{x(c)}^{in}(\mathbf{r})}{\epsilon_x^{LDA}(\mathbf{r})} k_F(\mathbf{r}). \quad (40)$$

Here $k_F = (3\pi^2 n)^{1/3}$ denotes the local value of the Fermi wave-vector and $\epsilon_x^{LDA} = -3k_F/4\pi$ is the energy-per-particle density in LDA exchange. The nonlocal-correlation energy is computed¹⁵

$$E_c^{nl} = \frac{1}{2} \int_{\mathbf{r}} \int_{\mathbf{r}'} n(\mathbf{r}) \phi(\mathbf{r}, \mathbf{r}') n(\mathbf{r}'). \quad (41)$$

using a universal-kernel formulation,^{15,16,27,33}

$$\phi(\mathbf{r}, \mathbf{r}') = \Phi_0(d, d'), \quad (42)$$

$$d(\mathbf{r}, \mathbf{r}') = |\mathbf{r} - \mathbf{r}'| q_0(\mathbf{r}), \quad (43)$$

$$d'(\mathbf{r}, \mathbf{r}') = |\mathbf{r} - \mathbf{r}'| q_0(\mathbf{r}'). \quad (44)$$

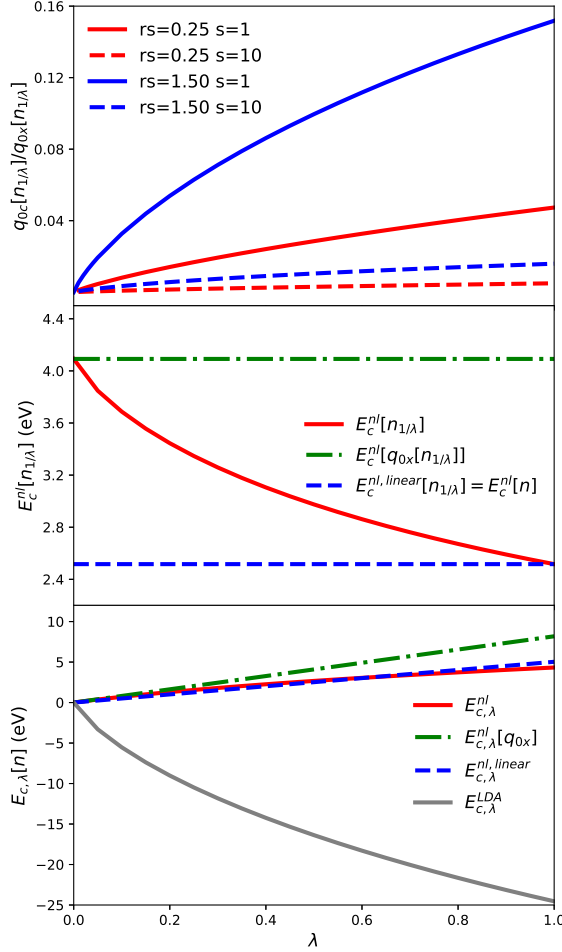


FIG. 2. Coupling-constant scaling of the nonlocal correlation energy functional $E_{c,\lambda}^{\text{nl}}[n]$ at various density conditions typical of the N_2 molecule. The binding is thus analyzed in terms of values for the inverse length scales, $q_0 = q_{0x} + q_{0c}$, that specify the vdW-DF plasmon model. The top panel shows the scaling in the ratio q_{0c}/q_{0x} at conditions typical for the inter-atom binding region of the N_2 molecules (for the nonbinding regions outside each atom), red (blue) solid curves. The set of dashed curves shows a corresponding characterization for density tails. The middle panel shows the resulting scaling of $E_c^{\text{nl}}[n_{1/\lambda}]$ (solid curve) with limits discussed in the text. The bottom panel contrasts the resulting scaling in $E_{c,\lambda}^{\text{nl}}[n]$ (solid red curve) against that of LDA correlation (solid grey curve), and as obtained in two approximations.

The universal kernel $\Phi_0(d, d')$ is tabulated and permits an efficient numerical evaluation through fast-Fourier transforms.²⁷ The generalization to scaling in spin-polarized cases is also completely specified, since it amounts to a simple rescaling of the inverse length scale q_0 , Ref. 19.

For scaling analysis (and coding), it is convenient to introduce $\tilde{\mathbf{r}} \equiv \mathbf{r}/\lambda$ as a short hand for the coordinate scaling and to represent the density variation in terms of $r_s(\mathbf{r}) = (3/4\pi n(\mathbf{r}))^{1/3}$. The local values of the scaled

density gradient are $s(\mathbf{r}) = |\nabla n|/(2k_F(\mathbf{r})n(\mathbf{r}))$. The density scaling $n(\mathbf{r}) \rightarrow n_{1/\lambda}(\mathbf{r}) = n(\tilde{\mathbf{r}})/\lambda^3$ leaves s unchanged and the effect amounts to computing the changes in Fermi vector and in the LDA correlation components. This is done in terms of the corresponding scaling $r_s(\mathbf{r}) \rightarrow \lambda r_s(\tilde{\mathbf{r}})$.

Using $F_x(s)$ to denote the exchange-enhancement factor of E_{xc}^{in} , the overall scaling of the inverse length scale can be expressed $q_0[n_{1/\lambda}(\mathbf{r})] = q_0^\lambda(\tilde{\mathbf{r}})$, where

$$q_0^\lambda(\tilde{\mathbf{r}}) = F_x(s(\tilde{\mathbf{r}})) \frac{k_F(\tilde{\mathbf{r}})}{\lambda} - \frac{4\pi}{3} \varepsilon_c^{\text{LDA}}(\lambda r_s(\tilde{\mathbf{r}})). \quad (45)$$

Introducing also

$$\tilde{d}_\lambda \equiv q_0^\lambda(\tilde{\mathbf{r}}) (\lambda |\tilde{\mathbf{r}} - \tilde{\mathbf{r}}'|), \quad (46)$$

$$\tilde{d}'_\lambda \equiv q_0^\lambda(\tilde{\mathbf{r}}') (\lambda |\tilde{\mathbf{r}} - \tilde{\mathbf{r}}'|), \quad (47)$$

we can compute

$$E_c^{\text{nl}}[n_{1/\lambda}] = \frac{1}{2} \int_{\tilde{\mathbf{r}}} \int_{\tilde{\mathbf{r}}'} n(\tilde{\mathbf{r}}) \Phi_0(\tilde{d}_\lambda, \tilde{d}'_\lambda) n(\tilde{\mathbf{r}}'). \quad (48)$$

We complete the scaling analysis of E_c^{nl} via Eq. (22) and of $e_c^{\text{nl}}(\mathbf{r})$ via Eq. (23). Specifically, we express the scaling of the nonlocal-correlation energy density

$$e_{c,\lambda}^{\text{nl}}(\mathbf{r}) = \frac{d}{d\lambda} \{ \lambda^2 e_c^{\text{nl}}[\lambda r_s(\tilde{\mathbf{r}})] \}. \quad (49)$$

For the numerical evaluation we adopted the scheme proposed by Román-Pérez and Soler²⁷ (as implemented in QUANTUM-ESPRESSO) to calculate $e_c^{\text{nl}}[\lambda r_s(\tilde{\mathbf{r}})]$; the calculation is similar to the calculation of $e_c^{\text{nl}}(\mathbf{r})$ in Ref. 31. We note that $e_{c,\lambda=1}(\mathbf{r})$ provides a spatial mapping of all nonlocal-correlation effects that exist in the fully interacting system, as a direct implication of Eq. (35).

Moreover, as part of this $e_{c,\lambda=1}(\mathbf{r})$ characterization, we can now compute the spatially resolved kinetic-correlation energy $t_c(\mathbf{r})$ and nonlocal-kinetic-correlation energy $t_c^{\text{nl}}(\mathbf{r})$. First, we simply add the known^{8–10,55} coupling constant scaling of the LDA correlation-energy density, $e_{c,\lambda}^{\text{LDA}}$, entering in Eq. (18):

$$e_{c,\lambda}(\mathbf{r}) = e_{c,\lambda}^{\text{LDA}}(\mathbf{r}) + e_{c,\lambda}^{\text{nl}}(\mathbf{r}). \quad (50)$$

Next, we adapt Eq. (34) to descriptions of energy densities

$$t_c(\mathbf{r}) = -e_c(\mathbf{r}) + \left[\frac{\partial e_c[r_s(\tilde{\mathbf{r}})/\alpha]}{\partial \alpha} \right]_{\alpha=1}, \quad (51)$$

$$t_c^{\text{nl}}(\mathbf{r}) = -e_c^{\text{nl}}(\mathbf{r}) + \left[\frac{\partial e_c^{\text{nl}}[r_s(\tilde{\mathbf{r}})/\alpha]}{\partial \alpha} \right]_{\alpha=1}, \quad (52)$$

and evaluate the derivatives numerically.

Figure 2 documents the coupling-constant scaling of $E_{c,\lambda}^{\text{nl}}$ and explains an approximately linear variation. The top panel shows the coupling-constant scaling for the ratio q_{0c}/q_{0x} for typical contributions to the binding of an N_2 molecule. Specifically, starting from the known

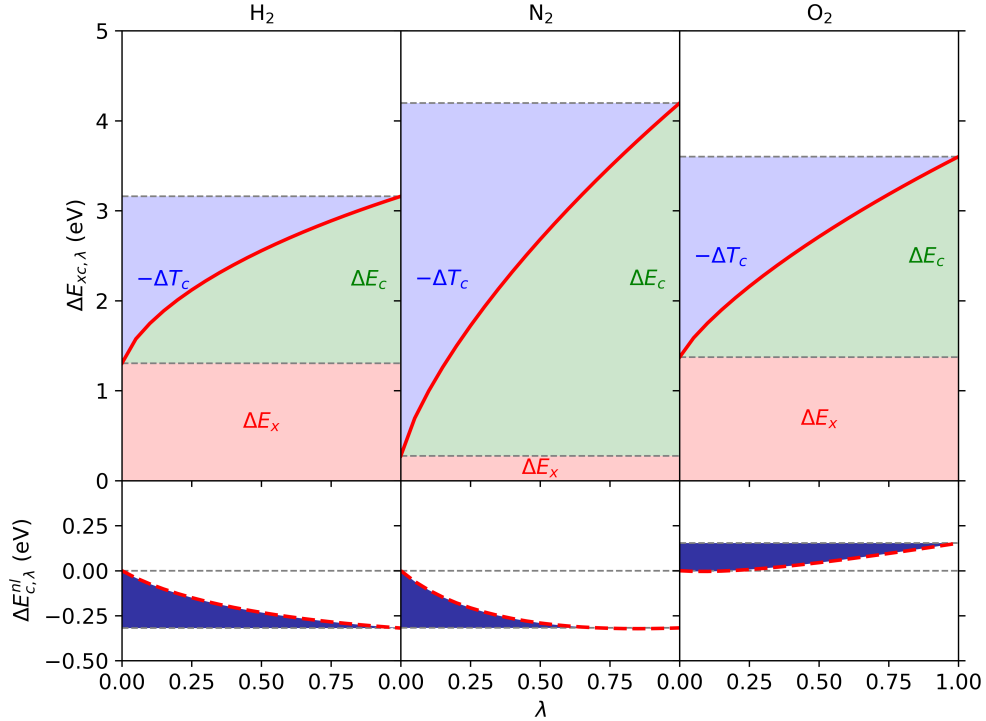


FIG. 3. Coupling-constant scaling for the vdW-DF-cx exchange and correlation contributions to the atomization energy of the H_2 , N_2 and O_2 molecules. The bottom panel shows the scaling in the nonlocal-correlation contribution to the molecular bindings. The dark blue area is here a measure of the magnitude (108, 67, and -99 meV for H_2 , N_2 , and O_2) of ΔT_c^{nl} , i.e., the binding contribution arising in the nonlocal part of the kinetic-correlation energy, Eq. (35).

$q_{0x}(n(\mathbf{r}))$ and $q_{0c}(n(\mathbf{r}))$ values, the panel traces the variation in the XC components of $q_0(n_{1/\lambda}(\mathbf{r}))$ for conditions that roughly correspond to the binding region of N_2 (red curves) and to electron density tails of atoms and molecules (blue curves).

The middle panel of Fig. 2 shows the coupling-constant scaling of $E_c^{\text{nl}}[n_{1/\lambda}]$ (solid curve) for the density of the N_2 molecule. We note that the scaling in q_{0x} is exactly offset by the λ scaling of coordinates in Eqs. (46) and (47). Thus if we assume that the scaling of $q_0 = q_{0x} + q_{0c}$ is set by the scaling in q_{0x} , there would be no λ -dependence in the E_c^{nl} kernel arguments, $d = q_0(\mathbf{r})|\mathbf{r} - \mathbf{r}'|$ and $d' = q_0(\mathbf{r}')|\mathbf{r} - \mathbf{r}'|$. In this type of approximations there is then no scaling in the corresponding approximations for $E_c^{\text{nl}}[n_{1/\lambda}]$.

The middle panel furthermore shows two potentially relevant such approximations motivated by the analysis of the typical variations in the q_{0c}/q_{0x} ratio. The first assumes that we can ignore the influence of the correlation part q_{0c} completely (giving the green dashed-dotted line); the second assumes that the ratio q_{0c}/q_{0x} can at any given point \mathbf{r} be taken as fixed at the $\lambda = 1$ value (giving the blue dashed curve). The second choice effectively amounts to simply setting $E_c^{\text{nl,linear}}[n_{1/\lambda}] \equiv E_c^{\text{nl}}[n]$. Neither of them is a good description for Eq. (48). On the other hand, we add a λ^2 weight on $E_c^{\text{nl}}[n_{1/\lambda}]$ when

computing $E_{xc,\lambda}$, Eq. (22). We label the second approximation as ‘linear’ since it leads to $E_{c,\lambda}^{\text{nl}} \approx \lambda E_c^{\text{nl}}[n]$ and this is sometimes an acceptable approximation.

The bottom panel of Fig. 2 contrasts the resulting scaling of the ACF integrand for the nonlocal correlation contribution $E_{c,\lambda}^{\text{nl}}[n]$ against that of the LDA correlation $E_c^{\text{LDA}}[n]$. The panel also shows (green and blue dashed curves) the scaling that results by inserting either of the approximations discussed in the middle panel into Eq. (22). Interestingly, the scaling relevant for the N_2 -molecule total energy is found well approximated by using $E_c^{\text{nl,linear}}[n_{1/\lambda}] \equiv E_c^{\text{nl}}[n]$. The nonlocal-correlation part of the kinetic energy is just minus the total nonlocal-correlation binding contribution ΔE_c^{nl} in such special cases.

III. COMPUTATIONAL DETAILS

We focus our discussion and mapping of many-body physics effects in results obtained using the vdW-DF-cx version.¹⁸ In vdW-DF-cx, the total exchange component in Eq. (2) is picked so that binding contributions from δE_x^0 can generally be ignored.^{6,18}

The vdW-DF-cx version performs well, on par with or better than PBE, for characterizations of many bulk,

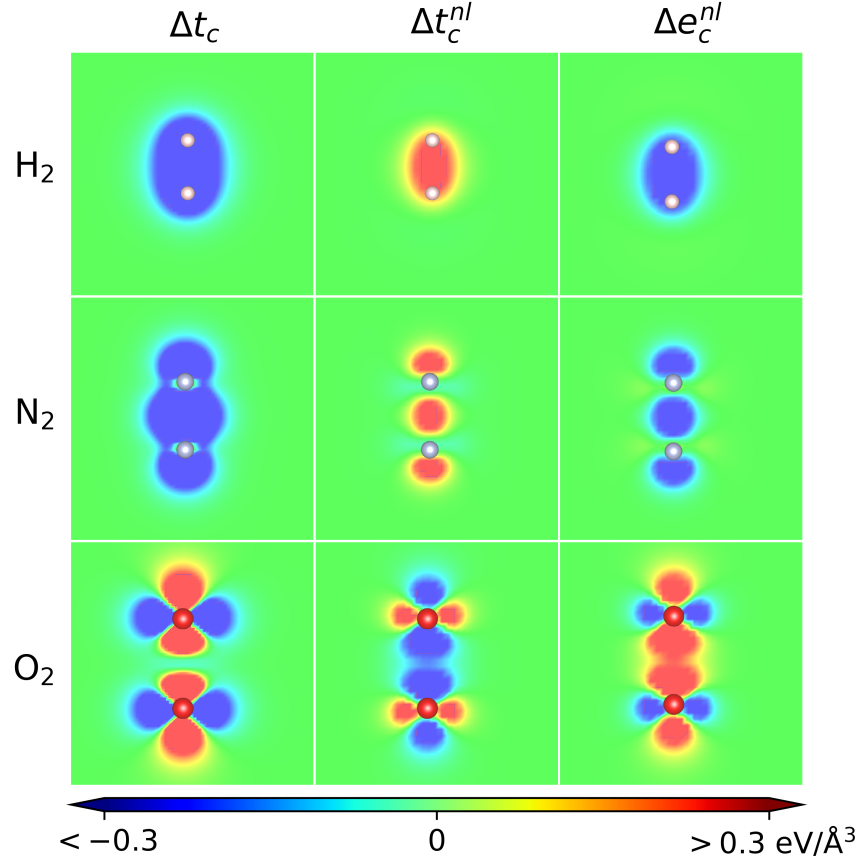


FIG. 4. Spatially resolved kinetic-correlation and nonlocal-correlation energy contributions to the atomization energy for H_2 , N_2 and O_2 molecules. The color map is the energy density in $\text{eV}/\text{\AA}^3$. The first and second columns show maps of the full kinetic-correlation binding contribution $\Delta t_c(\mathbf{r})$ and of the nonlocal-correlation kinetic energy contribution $\Delta t_c^{nl}(\mathbf{r})$. The third column shows the binding-energy contribution $\Delta e_c^{nl}(\mathbf{r})$ that directly reflects E_c^{nl} .

surface, and interface properties.^{20,24,81–89} The vdW-DF-cx version has proven itself useful also in the description of binding and function of layered materials, at surfaces, and of molecules.^{71,90–108}

Our calculations are based on the plane-wave **Quantum Espresso** package,⁷³ which already has the consistent exchange vdW-DF-cx version¹⁸ as well as the rigorous spin extension of the vdW-DF method.¹⁶ Core electrons are represented by Troullier-Martins type normal-conserving pseudo potentials using a 80 Ry wavefunction cutoff.

This paper also introduces a post-processing ACF-analysis code, termed PPACF, which tracks the system-specific coupling constant variation in $E_{xc}[n]$ (for standard GGA and vdW-DF versions). The code adapts the post-processing components of the QUANTUM ESPRESSO package,⁷³ into which PPACF will also be released.

The PPACF code takes as input the set of QUANTUM-ESPRESSO solution files (available after completion of the DFT calculations). It outputs the coupling-constant scaling analysis and the spatial variation in the kinetic-correlation energy density. For convenience, it also outputs the spatial variation in the set of XC components.

Our numerical analysis is based on comparing binding-

energy contributions for the various components of the total DFT description. To discuss the binding ‘AB’ of fragments ‘A’ and ‘B’, the PPACF code outputs the spatial variation in all XC components. The code furthermore uses the coupling-constant scaling in the spatially resolved correlation terms, e_c and e_c^{nl} , to numerically determine and output (for any given fragment and for the combined system) the spatial variation in $e_{c,\lambda=1}$ and $e_{c,\lambda=1}^{nl}$ as well as in $t_{c,\lambda=1}$ and $t_{c,\lambda=1}^{nl}$. We then obtain, for the (spatially-resolved) binding-energy contributions

$$\Delta e_{c,\lambda=1} = e_{c,\lambda=1}^A + e_{c,\lambda=1}^B - e_{c,\lambda=1}^{AB}, \quad (53)$$

$$\Delta e_{c,\lambda=1}^{nl} = e_{c,\lambda=1}^{A,nl} + e_{c,\lambda=1}^{B,nl} - e_{c,\lambda=1}^{AB,nl}, \quad (54)$$

$$\Delta t_{c,\lambda=1} = t_{c,\lambda=1}^A + t_{c,\lambda=1}^B - t_{c,\lambda=1}^{AB}, \quad (55)$$

$$\Delta t_{c,\lambda=1}^{nl} = t_{c,\lambda=1}^{A,nl} + t_{c,\lambda=1}^{B,nl} - t_{c,\lambda=1}^{AB,nl}, \quad (56)$$

from simple numerical subtractions.

For completeness, the PPACF code outputs the spatial variation in KS kinetic energy $t_{KS}(\mathbf{r})$ and in a spatially resolved measure of the full kinetic energy

$$t_{\text{tot}}(\mathbf{r}) \equiv t_{KS}(\mathbf{r}) + t_c(\mathbf{r}). \quad (57)$$

Again by numerical subtractions we can then define spatially-resolved kinetic binding energy contributions

$$\Delta t_{\text{KS}}(\mathbf{r}) = t_{\text{KS}}^{\text{A}}(\mathbf{r}) + t_{\text{KS}}^{\text{B}}(\mathbf{r}) - t_{\text{KS}}^{\text{AB}}(\mathbf{r}), \quad (58)$$

$$\Delta t_{\text{tot}}(\mathbf{r}) = t_{\text{tot}}^{\text{A}}(\mathbf{r}) + t_{\text{tot}}^{\text{B}}(\mathbf{r}) - t_{\text{tot}}^{\text{AB}}(\mathbf{r}). \quad (59)$$

A mapping of the total kinetic energy binding contributions Eq. (59) will, in principle, always change if we base the t_{tot} definition, Eq. (57), on \tilde{t}_{occ} instead of on \tilde{t}_{KS} , using Eq. (29). This is true even if the integral values ΔT_{KS} and ΔT_{tot} remain the same. Qualitative differences in the resulting total-kinetic-energy mappings are visible for covalent bonding, but not for the cases of non-covalent inter-molecular interactions that we have investigated.

The set of top panels of Fig. 3 compares the coupling constant variation in the contributions $\Delta E_{\text{x},\lambda}$ and $\Delta E_{\text{c},\lambda}$ to the H_2 , N_2 , and O_2 atomization energies, as computed in vdW-DF-cx. The scaling and the total kinetic-correlation energy contributions vary significantly between these traditional molecular binding examples. The total kinetic-correlation energy contribution to binding ΔT_{c} is given by the light blue area under the scaling curve. The value of ΔT_{c} is dominated by the part that originates from the LDA correlation energy.

The set of bottom panels focus on the coupling-constant scaling of the nonlocal-correlation contribution to the molecular cohesion. The coupling-constant variation in $E_{\text{c},\lambda}^{\text{nl}}$ can be either upward or downward concave because it is only a part of the kinetic-correlation energy. The upwards and downwards concave behavior corresponds to positive and negative values of $\Delta T_{\text{c}}^{\text{nl}}$ binding contributions, respectively. The dark-blue areas indicate the magnitude of this binding contribution. The supplementary materials includes a broad listing and comparisons of molecular-binding contributions $\Delta E_{\text{c}}^{\text{nl}}$, ΔT_{c} and $\Delta T_{\text{c}}^{\text{nl}}$. The comparison also lists KS binding contributions ΔT_{KS} , making it clear that the kinetic-correlation energy can only play a significant role in the case of inter-molecular binding.

In the case of binding in the H_2 , N_2 , and O_2 molecules, Fig. 3, we observe that the nonlocal-correlation contribution to binding is offset by a contribution to the nonlocal part of the correlation-kinetic energy. As shown in the supplementary materials, the same is true for many intra-molecular bonds, Tables S.I and S.II, and for all investigated inter-molecular interaction cases, Table S.III.

The binding in the total correlation term, ΔE_{c} , will be offset by a negative kinetic-correlation energy contribution ΔT_{c} , as suggested by the virial theorem. However, this need not hold generally for the nonlocal part of the kinetic-correlation energy contribution for intra-molecular binding, as further documented in the supplementary materials, Tables S.I and S.II. On the other hand, the compensation can be expected when the nonlocal part of the correlation-kinetic energy is a significant component, such as in most inter-molecular interactions.

IV. KINETIC-ENERGY MAPPINGS OF MOLECULAR BINDING

We analyze and discuss the nature of binding both in H_2 , N_2 , and O_2 molecules (having traditional chemical bonds) and in non-covalently bonded systems (where, in contrast, there is no pronounced orbital hybridization).

A. Intra-molecular interactions

Figure 4 shows that the kinetic-correlation energy is important in characterizations of intra-molecular binding. The figure details the spatial variation in the kinetic-correlation binding energy contribution Δt_{c} , in the nonlocal-correlation-kinetic energy contribution $\Delta t_{\text{c}}^{\text{nl}}$, and in the vdW-DF-cx nonlocal correlation energy binding contribution $\Delta e_{\text{c}}^{\text{nl}}$ for the H_2 , N_2 , and O_2 molecules.

We note that the magnitude of the variation in Δt_{c} is about an order-of-magnitude smaller than the KS kinetic-energy binding contribution $\Delta t_{\text{KS}}(\mathbf{r})$ (not shown) for these covalently bonded systems. Nevertheless, there is clear structure in both $\Delta t_{\text{c}}^{\text{nl}}(\mathbf{r})$ and $\Delta e_{\text{c}}^{\text{nl}}(\mathbf{r})$ and a directed nature or signature of vdW interactions even in these strongly bonded dimer molecules.

Supplementary materials Tables S.I and S.II, supported by Fig. S1, provides a broader analysis of such intra-molecular bindings. This is done both for the set of molecules for which there already exists a PBE-based coupling-constant analysis,^{11,57} and for the G2-1 benchmark set of molecular atomization energies. Most of these systems are covalently bonded, meaning that orbital hybridization plays the decisive role. However, there are also some G2-1 cases, for example, alkali dimers, where the nonlocal-correlation energy and the nonlocal part of kinetic-correlation energy are important. Here, in the main text we concentrate on characterizing the binding in H_2 , N_2 , and O_2 .

The O_2 kinetic-correlation energy binding contribution Δt_{c} deserves a special discussion. The first O_2 panel of Fig. 4 shows the variation of $\Delta t_{\text{c}}(\mathbf{r})$ in a plane that contains the binding axis in the dimer. This plot has areas of opposite signs and implies a compensation. However, the overall kinetic-correlation energy contribution is still negative, $\Delta T_{\text{c}} < 0$, because the negative regions, away from the axis, have greater weight as we perform the spatial integration. The total, negative kinetic-correlation energy binding contribution is given by the light blue area shown in the left column in Fig. 3.

The second column of Fig. 4 shows the spatial variation in the nonlocal-correlation part of the kinetic-energy binding contribution, $\Delta t_{\text{c}}^{\text{nl}}(\mathbf{r})$, for the three molecules. The variation in $\Delta t_{\text{c}}(\mathbf{r})$ (first column) is generally dominated by the LDA contribution but adjusted by the variation in $\Delta t_{\text{c}}^{\text{nl}}(\mathbf{r})$. The integrated binding contribution from the nonlocal part of the kinetic-correlation energy $\Delta T_{\text{c}}^{\text{nl}}$ can be both negative or positive (as exemplified by the H_2 and N_2 cases). In such positive- $\Delta T_{\text{c}}^{\text{nl}}$ cases,

the binding contribution from E_c^{nl} is negative, i.e., the nonlocal-correlation energy is actually causing a repulsion in these intra-molecular binding cases. The supplementary materials Tables S.I and S.II provide a broader overview of the variation in nonlocal-correlation energy and kinetic-correlation energy effects that we document for intra-molecular binding.

The third column of Fig. 4 shows a mapping of the nonlocal-correlation energy contribution to binding, $\Delta e_c^{\text{nl}}(\mathbf{r})$, allowing a contrast with the variation documented for $\Delta t_c(\mathbf{r})$ and $\Delta t_c^{\text{nl}}(\mathbf{r})$. We find that $\Delta e_c^{\text{nl}}(\mathbf{r})$ and $\Delta t_c^{\text{nl}}(\mathbf{r})$ are here essentially negative prints of each others. It follows that the full ($\lambda = 1$) nonlocal-correlation energy contribution, given by $\Delta e_c^{\text{nl}}(\mathbf{r}) - \Delta t_c^{\text{nl}}(\mathbf{r})$ remains qualitatively described by the variation in $\Delta e_c^{\text{nl}}(\mathbf{r})$ in these cases.

Supplementary materials Tables S.I and S.II show that the nonlocal-correlation energy binding contribution ΔE_c^{nl} can take either sign for intra-molecular binding. These tables also show that ΔT_c^{nl} will typically then have the opposite sign. We therefore generally expect the $\Delta e_c^{\text{nl}}(\mathbf{r})$ and $-\Delta t_c^{\text{nl}}(\mathbf{r})$ contributions to mirror each other, as in Fig. 4. The implication is that $\Delta e_c^{\text{nl}}(\mathbf{r})$ provides a qualitatively correct mapping of the vdW interaction in most covalently bonded cases.

Finally, we note that there are exceptions to this general trend, i.e, cases where ΔT_c^{nl} and ΔE_c^{nl} are both negative. Figures S1 and S2 in the supplementary materials, provide additional analysis for one of these cases, namely P_2 . In such cases it is in principle necessary to compute both the $\Delta e_c^{\text{nl}}(\mathbf{r})$ and the $\Delta t_c^{\text{nl}}(\mathbf{r})$ variation to obtain a complete mapping, $\Delta e_c^{\text{nl}}(\mathbf{r}) - \Delta t_c^{\text{nl}}(\mathbf{r})$, Fig. S2. However, even in these cases it is still so that $\Delta e_c^{\text{nl}}(\mathbf{r})$ and the $-\Delta t_c^{\text{nl}}(\mathbf{r})$ are approximately mirrors of each others. That is, even in P_2 , there is no change in the qualitative observations presented above.

B. Inter-molecular interactions

Figure 5 compares kinetic-energy binding contributions $\Delta t_{\text{tot}}(\mathbf{r})$, $\Delta t_{\text{KS}}(\mathbf{r})$, $\Delta t_c(\mathbf{r})$, $\Delta t_c^{\text{nl}}(\mathbf{r})$, in non-covalently bonded systems, i.e., in cases where there is no pronounced orbital hybridization. The top row shows our vdW-DF-cx based results for a benzene dimer, a case which is expected to have an essentially pure vdW (or dispersion) interaction. The bottom row shows results for a water dimer, a case that is predominantly hydrogen bonded, while the middle row explores the mixed-binding benzene-water case.

The supplementary materials Table S.III, supported by Fig. S3, provides a broader characterization of binding in the S22 benchmark set of such weakly bonded molecular complexes. In all of these cases, the nonlocal-correlation energy contribution ΔE_c^{nl} is positive while ΔT_c^{nl} is negative. As such, the following discussion is generic.

For reference, the last column of Fig. 5 shows the spatial variation in the nonlocal-correlation energy binding,

$\Delta e_c^{\text{nl}}(\mathbf{r})$. This binding plays a decisive role in all cases. It is a core component of our vdW-DF-cx characterization and it is important for an accurate description of these molecular complexes.¹⁸ In the case of dispersion-bonded systems, the $\Delta e_c^{\text{nl}}(\mathbf{r})$ contributions are the only sources of cohesion; In the case of the water dimer and the benzene-water complexes, there are also significant electrostatic components in the inter-molecular interactions.

The first, second, and third columns of Fig. 5 contrast the spatial variation in the binding contributions from the total kinetic energy, from the KS kinetic energy, and from the kinetic-correlation energy. There are no orbital hybridization effects in play, but it is important to note that the E_c^{nl} binding also pushes densities and thus orbitals around. Smaller signatures are therefore retained in the binding contribution from the KS kinetic energy, $\Delta t_{\text{KS}}(\mathbf{r})$.

Contrasting the panels in the first and second column of Fig. 5, we find that the KS kinetic-energy effects are still the major source of the variation that we compute for $\Delta t_{\text{tot}}(\mathbf{r})$. Nevertheless, in the case of dispersion-bonded systems, we find that there are also important contributions from the kinetic-correlation energy $\Delta t_c(\mathbf{r})$. These contributions, shown in isolation in the third column, arise primarily in the inter-molecular region, in areas that have a sparse³⁴ (but not vanishing) electron density and small-to-moderate density gradient. We sometimes refer to these binding parts as a trough^{6,18} but we are then emphasizing the presence of important internal surfaces within such sparse intermolecular regions.^{14,34,35}

The enhanced binding contributions from internal surfaces reflect the many-electron nature of the vdW problem. The amplitudes of collective (plasmon) excitations are themselves enhanced in the sparse surface-like intermolecular region and we should then expect larger contributions to the systematic tracking of the electrodynamic coupling among plasmons.^{1-6,14,15,20} The vdW enhancement can also be interpreted as reflecting image-plane effects at (internal or external) surfaces,^{14,39-41,63,110-112} or as multipole response-effects when arising outside molecules.^{25,26,35,36,113-115} In any case, the vdW-DF-cx handling of screening^{1,3,6,15,24} provides mechanisms to track the expected vdW enhancement in the sparse intermolecular regions, at important internal surfaces.^{6,14,32,37}

The fourth column of Fig. 5 shows the nonlocal part of the kinetic-correlation energy, $\Delta t_c^{\text{nl}}(\mathbf{r})$. Contrasting the third and fourth columns makes it clear that the LDA component of $\Delta t_c(\mathbf{r})$ generally masks the variation in $\Delta t_c^{\text{nl}}(\mathbf{r})$. However, the signatures of the nonlocal kinetic-correlation part dominate in the sparse-density regions for dispersion-bonded systems. The nonlocal part also remains a non-vanishing part of full kinetic-correlation energy in the hydrogen-bonded and mixed binding cases.

Figure 6 shows the computed binding contributions in the stacked uracil dimer and in the stacking of adenine and thymine. The top row shows the investigated geome-

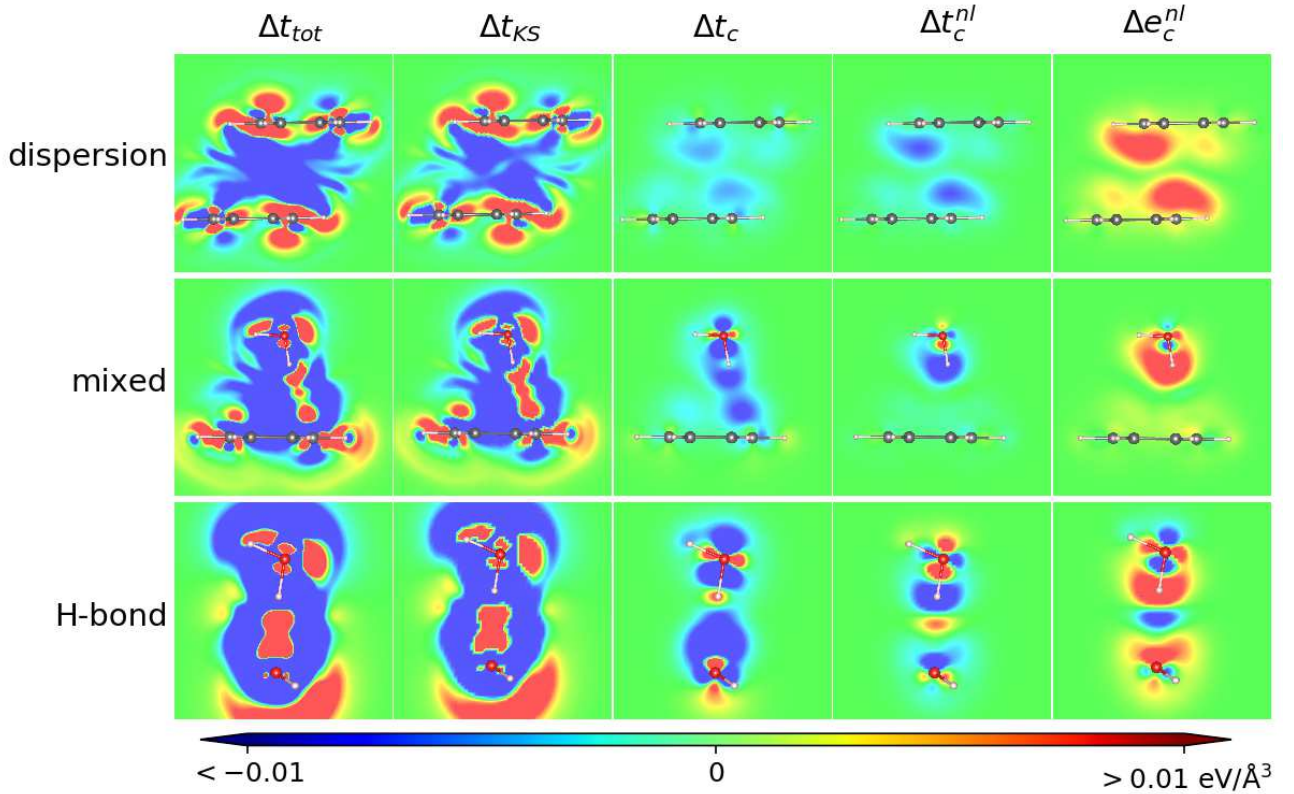


FIG. 5. Spatial variations in binding contributions for the benzene-benzene dimer (first row, identified as ‘dispersion’), for the water dimer (last row, ‘H-bond’), and for the benzene-water complex (middle row, ‘mixed’). The panels show contours of the binding-energy density, contrasting the binding contribution arising from the total kinetic energy Δt_{tot} (first column), the dominant KS kinetic-energy component Δt_{KS} (second column), the total kinetic-correlation energy Δt_c (third column) and the non-local correlation component of the kinetic correlation energy Δt_c^{nl} (fourth column). The latter is found to closely track the spatial variations in the binding contribution from the nonlocal correlation energy variation Δe_c^{nl} (last column).

tries from the S22 benchmark set.¹⁰⁹ Supplementary materials Fig. S.4 shows the variation in the kinetic-energy binding contributions for these systems.

The panels in the bottom two rows of Figure 6 contrast the variation in the Δe_c^{nl} and $\Delta e_{c,\lambda=1}^{\text{nl}} = \Delta e_c^{\text{nl}}(\mathbf{r}) - \Delta t_c^{\text{nl}}(\mathbf{r})$ accounts of the nonlocal-correlation binding. The contributions are computed for the cuts indicated by the two dashed lines in the top panels. We find that including the nonlocal part of the kinetic-correlation energy enhances the binding signatures found in the Δe_c^{nl} variation in our mapping of the total nonlocal correlation binding, shown in the pair of lower panels. The same is true for the wider set of S22 cases. Comparing the fourth and fifth column of Fig. 5 we see that they are essentially negative prints of each other, i.e., naturally leading to an enhancement of signatures in $\Delta e_c^{\text{nl}}(\mathbf{r}) - \Delta t_c^{\text{nl}}(\mathbf{r})$.

For both inter- and intra-molecular interactions the variation, $\Delta e_{c,\lambda=1}^{\text{nl}}(\mathbf{r})$ can effectively be mapped using either $\Delta e_c^{\text{nl}}(\mathbf{r})$ or $-\Delta t_c^{\text{nl}}(\mathbf{r})$.

We also find that the $\Delta e_{c,\lambda=1}^{\text{nl}}(\mathbf{r})$ signatures are, in effect, channelled into pockets of binding, Figs. 5 and 6. The dominant contributions are located in the intermolecular (trough) regions but concentrated in areas

that resemble orbitals. In other words, we can, in principle, use a similar form of bond-type characterization for a qualitative discussion of the nonlocal-correlation binding, drawing on an analogy with discussions of chemical bonds.

Before using this vdW-bond mapping analysis, below, we emphasize that this binding is much weaker and that the concentration of binding (in such inter-molecular pathways) arises for a different physical reason¹⁶ than in chemical bonds. Chemical binding can exist in the $\lambda \rightarrow 0$ limit (in a Hartree-Fock description) by orbital hybridization, but that cannot happen for the nonlocal-correlation (or vdW) binding. While the inclusion of the E_c^{nl} energy term in DFT calculations causes density changes, and therefore an electrostatic signature,¹⁶ the total nonlocal-correlation binding reflects, instead, an energy gain¹⁶ produced by collective excitations, i.e., by plasmons described by the screening properties.^{1,4,6,12,14,15,116}

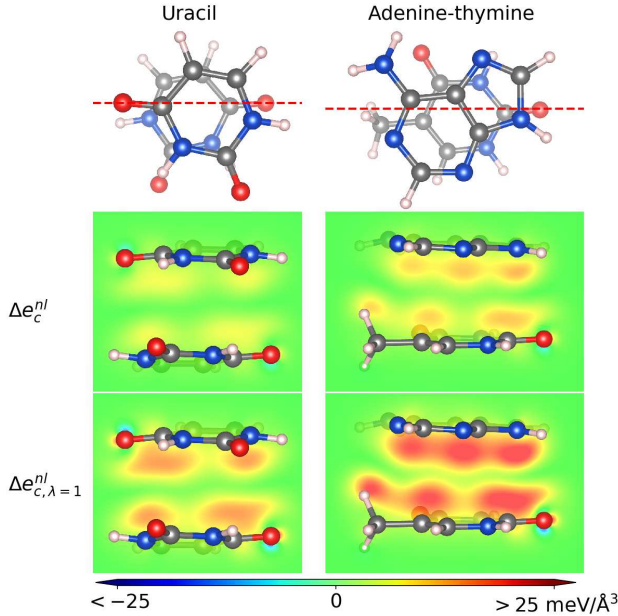


FIG. 6. Spatial variation in nonlocal-correlation binding contributions to the stacked uracil dimer (left panel) and to the stacking of adenine and thymine bases (right panel). The panels in the first row show top view of the configurations; Configurations are taken at either the CCSD(T) or MP2 level, from Ref. 109. The set of red dashed lines marks the planes plotted in which we trace the binding contributions. The panels in the second row show the binding contributions Δe_c^{nl} from the nonlocal correlation energy of the vdW-DF-cx functional. The panels in the third row show the total nonlocal-correlation binding contribution $\Delta e_{c,\lambda=1}^{\text{nl}} = \Delta e_c^{\text{nl}} - \Delta t_c^{\text{nl}}$, i.e., the spatial variation in the vdW binding of the physical systems, at full electron-electron interaction.

TABLE I. Bond lengths d and binding energies of noble-gas dimers and trimers, as computed in vdW-DF-cx for fully relaxed structures. Experimental reference values, Ref. 117, are listed in parenthesis when available. The middle column shows our results for the total binding energy, ΔE , of the noble-gas complexes. The last last column shows the nonlocal correlation contribution to the binding, ΔE_c^{nl} .

	d (Å)	ΔE (meV)	ΔE_c^{nl} (meV)
Ne dimer	3.09 (3.09)	10.2 (3.64)	14.0
Ne trimer	3.09	30.2	42.8
Ar dimer	3.99 (3.76)	18.9 (12.3)	25.7
Ar trimer	4.02	55.1	75.4
Kr dimer	4.33 (4.01)	22.1 (17.3)	30.7
Kr trimer	4.35	64.6	90.8

C. Noble-gas complexes

Figure 7 contrasts contributions to the dispersion binding in the Kr dimer (left column of panels) and the Kr trimer (right column of panels). The results are presented for the optimal structure computed in vdW-DF-cx, Table

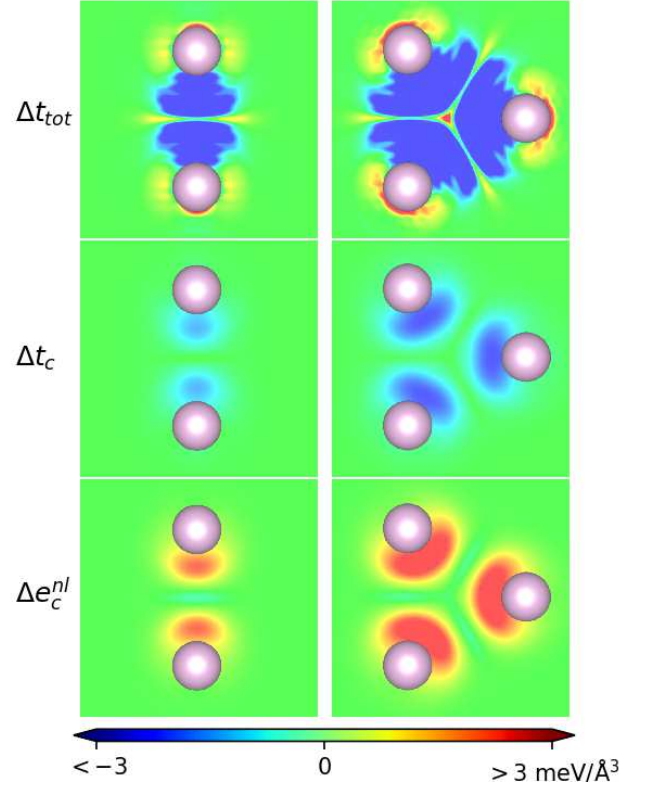


FIG. 7. Spatial variation in contributions to the dispersion binding of the Kr dimer (left column) and of the Kr trimer (right column). The mapping is provided at the vdW-DF-cx results for the optimal structure, Table I. The top, middle, and bottom pair of panels contrast the spatial variation in the total kinetic energy $\Delta\langle\hat{T}\rangle$, the kinetic-correlation energy ΔT_c , and the nonlocal-correlation energy ΔE_c^{nl} , respectively. The nonlocal part of the kinetic-correlation energy, $\Delta t_c^{\text{nl}}(\mathbf{r}) \approx \Delta t_c(\mathbf{r})$, mirrors the variation in $\Delta e_c^{\text{nl}}(\mathbf{r})$.

I, and for the vdW-DF-cx solution density.

The top and middle rows of Fig. 7 compare the spatial variations in the total kinetic energy and in the kinetic-correlation energy. The KS kinetic energy effect makes up the larger part in the $\Delta t_{\text{tot}}(\mathbf{r})$ variation because the dispersion interaction leads to density changes and thus to orbitals shifts. However, we find that there are also significant $\Delta t_c(\mathbf{r})$ contributions arising between the noble-gas atoms.

The variation in the $\Delta e_c^{\text{nl}}(\mathbf{r})$ binding contributions, bottom set of panel in Fig. 7, can again be used for a qualitative discussion of the nature of binding. We find (as also documented for the dispersion-bond cases investigated above) that the nonlocal part of the kinetic-correlation energy, $\Delta t_c^{\text{nl}}(\mathbf{r})$ (not shown), reflects the $\Delta t_c(\mathbf{r})$ variation (shown in the middle row of panels) and that $-\Delta t_c^{\text{nl}}(\mathbf{r})$ thus mirrors the variation $\Delta e_c^{\text{nl}}(\mathbf{r})$.

We make two observations about the nature of dispersion binding in such noble gas complexes, based on Fig. 7. First, the vdW-DF method describes the binding as

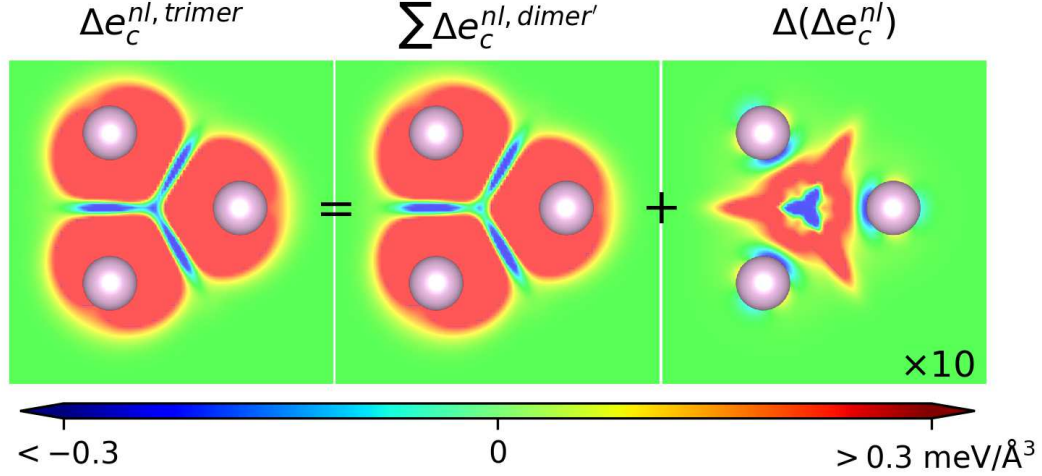


FIG. 8. Nonadditivity of the nonlocal correlation energy binding contributions in the Kr trimer. The left panel shows the nonlocal correlation contribution to the binding energy in the trimer, directly. The middle panel shows the results of simply making a superposition of the three dimer nonlocal correlation energy binding contributions (evaluated with fixed bond lengths as set by vdW-DF-cx optimization of the Kr trimer). The right panel shows the spatial variation difference between the actual trimer description and that of the dimer-based superposition, that is, $\Delta(\Delta e_c^{nl}) = \Delta e_c^{nl, trimer} - \sum \Delta e_c^{nl, dimer'}$.

arising in the region between (and not on) the noble-gas atoms. This observation is consistent with a previous vdW-DF characterization of the weak Ar₂ charge relocations that arise with the inclusion of the nonlocal correlation term E_c^{nl} , Ref. 16. However, the vdW-DF-cx picture of dispersion binding is different from the London picture that suggests an atom-centred description.^{118,119}

Second, the vdW-DF-cx description of binding in the Kr trimer is not additive, i.e., the vdW-DF-cx account of the Kr trimer is not merely a sum of dimer contributions. This is evident in Table I and it also holds when freezing the dimers at the slightly longer binding separations that characterize the Kr trimer.

Our discussion of nonadditivity is based directly on the vdW-DF-cx account of dispersion interactions at binding separation, Fig. 7. Nonadditivity of vdW forces^{6,35,50,51,113,115,120–128} is often discussed in the context of a vdW description that is based on adding the series of asymptotic C_6 , C_8 , ... coefficients.^{25,26,46,48,114,129–134} However, we choose to instead utilize the fact that our Kr dimer analysis provides us with a spatial mapping of the vdW bond in a Kr dimer. This bond is located symmetrically around the axis between the two Kr atoms. Comparing then such descriptions to that for the Kr trimer, we note a shift of the vdW binding towards the center region.

Figure 8 provides details of this numerical exploration of the vdW-DF-cx nonadditivity. The figure identifies where the trimer Δe_c^{nl} variation differs from the variation in a sum-of-dimer- Δe_c^{nl} description. Interestingly, the trimer binding changes (relative to a sum of dimer contributions), arise in spatially confined pockets in the low-density, small density gradient regions. As such, it further signals the importance of the inter-molecular re-

gion (of sparse electron distribution) in the description of molecular and other sparse-matter binding.

V. SUMMARY AND DISCUSSION

We have provided formal analysis and calculations aiming to deepen the discussion of the nature of vdW interaction as described in the vdW-DF method.

A simple many-body physics effect underpins the vdW interaction, namely the mutual electrodynamical coupling of collective excitations (plamsons).^{1,3,4,6,15} This is an effect that exists in the fully interacting (physical) many-body system, described by coupling-constant value $\lambda = 1$. The many-body physics effects manifest themselves both in the expectation value of the kinetic energy operator \hat{T} and in the expectation value of the electron-electron interaction operator \hat{V} . However, in the standard – and formally exact – KS scheme for DFT calculations, we work with KS kinetic energy while incorporating the remainder, the kinetic-correlation energy T_c , within the formulation of an explicit XC functional E_{xc} (like PBE or vdW-DF-cx).

We observe that a full characterization of the many-body physics effects behind the vdW interactions requires us to identify the XC contributions at $\lambda = 1$ and that such information is available for the vdW-DF by a coupling-constant scaling analysis.^{8–11,55–57,80} The $\lambda = 1$ system is nominally given by an electron-gas response behavior that corresponds, instead, to the XC functional $E_{xc} - T_c$. This is one of many consequences of the analysis presented in Refs. 8, 10, 11, and 57.

We present a code, called PPACF, so that we can extract spatially resolved binding contributions

$\Delta e_{c,\lambda=1}^{\text{nl}}(\mathbf{r}) = \Delta e_c^{\text{nl}}(\mathbf{r}) - \Delta t_c^{\text{nl}}(\mathbf{r})$ for this description. We also provide this full-interaction characterization of the nature of the vdW interaction mechanism^{1,3,4,6} for intra-molecular binding, for typical inter-molecular binding cases of the S22 benchmark set,¹⁰⁹ and for a Kr cluster.

Overall, our results for weakly bonded systems confirm that it is the sparse density gradient region between molecules which dominates the contributions to the vdW interactions.^{6,14,18,32,35–37,62} The vdW interaction is often perceived and handled as an atom-centered effect, i.e., consistent with the original London picture of vdW forces.^{118,119} However, as we have also illustrated here, the vdW-DF-cx calculations reveal a different picture.

The vdW-DF ability to handle binding arising in electron tails^{4,6,12,14} is important, for it naturally leads to an enhancement of the interaction at binding distances. This is true even if the asymptotic dispersion forces may be weak.²⁰ In the case of extended systems this enhancement effect can be interpreted as image-plane effects at external or internal surfaces.^{14,32,35,37,39–41,63,111,135,136} For molecules, it is more natural to discuss the binding enhancement through the observation that it is much easier to polarize the electron distribution in the tails than in high-density regions near the atom nuclei.^{3,4,6,12,15,25,26,35,36,62}

We also highlight that the nonlocal-correlation binding among molecules has signatures, channeled into pockets, i.e., concentrated in regions that resemble an orbital structure. The binding structure, as revealed in $\Delta e_c^{\text{nl}}(\mathbf{r})$ or in $\Delta e_{c,\lambda=1}^{\text{nl}}(\mathbf{r})$, shares characteristics that resemble (but is much weaker than) those found in the KS kinetic-energy account of traditional chemical binding. This observation is useful for developing the qualitative discussions of vdW forces. For example, we can use such bond signatures to document that the vdW-DF-cx account of the nonlocal-correlation binding in the Kr trimer is not additive – the binding is not merely a sum nonlocal-correlation binding contributions in Kr dimers.

Finally, we note that our coupling constant scaling results allow us to generalize the construction of strictly parameter-free ACF-based hybrids^{9–11,56,57} to a foundation in the vdW-DF method. Such constructions and the implications for the use of the vdW-DF-cx0 hybrid⁷¹ is presented in a forthcoming paper.

ACKNOWLEDGEMENT

We thank Kristian Berland and Jeffrey B. Neaton for useful discussions. Work supported by the Swedish Research Council (VR) through grants No. 2014-4310 and 2014-5289 and the Chalmers Area-of-Advance-Materials theory activity. The authors also acknowledge computer allocations from the Swedish National Infrastructure for Computing (SNIC), under contract SNIC2016-10-12 and SNIC 2017/1-174, and from the Chalmers Centre for Computing, Science and Engineering (C3SE) under contract C3SE2017-1-3.

Appendix A: Coupling constant scaling

The coupling-constant result Eq. (22) can be obtained from a renormalization-group perspective on the ACF.

In the coupling-constant analysis of XC functionals^{8–11,56,57,79,80} we consider a would-be many-body physics problem specified by the Hamiltonian

$$\hat{H}_\alpha = \hat{T} + \alpha\hat{V} + V_{\text{ext}}, \quad (\text{A1})$$

where \hat{V} , again, denotes the operator for full (or actual) electron-electron interaction, and where V_{ext} is the external potential, in part set by the nuclei. The formal machinery of DFT^{7,137} works for \hat{H}_α as well as it does for the actual, physical problem defined by $\hat{H} = \hat{H}_{\alpha=1}$. In such a generalized-DFT framework, we use $\Psi_n^{\text{min},\alpha}$ to denote the ground-state many-body wavefunction solution which at any given α will be a unique functional of the density variation $n(\mathbf{r})$, as indicated. Also, Ψ_n^{min} denotes the ground-state solution for the physical problem, at $\alpha = 1$, i.e., the problem for which we normally employ the DFT construction using a KS calculational scheme.⁷

For any given γ we can consider the density scaling $n(\mathbf{r}) \rightarrow \gamma^3 n(\gamma\mathbf{r})$, where the choice $\gamma = 1/\lambda$ corresponds to the scaling that was discussed in the main text. The key observation⁸ is that this scaling permits us to formally construct the coupling-constant scaling in the ground-state many-body wavefunction solutions to \hat{H}_α ,

$$\Psi_n^{\text{min},\alpha}(\mathbf{r}_1, \dots, \mathbf{r}_N) = \alpha^{3N/2} \Psi_{n_\gamma}^{\text{min}}(\alpha\mathbf{r}_1, \dots, \alpha\mathbf{r}_N), \quad (\text{A2})$$

for $\gamma = \alpha^{-1}$, Ref. 9. We note that $\Psi_{n_\gamma}^{\text{min}}$ is a ground state solution for the density $n_{\gamma=1/\alpha}$. The KS kinetic-energy functional is defined⁹

$$T_{\text{KS}}[n] = \langle \Phi_n^{\text{min}} | \hat{T} | \Phi_n^{\text{min}} \rangle, \quad (\text{A3})$$

where Φ_n^{min} is a Slater-determinant wavefunction that corresponds to the density variation $n(\mathbf{r})$ and minimizes the expectation value in Eq. (A3).

For any assumed value of α , a generalization of the XC standard energy functional,

$$E_{\text{xc}}^\alpha[n] \equiv \langle \Psi_n^{\text{min},\alpha} | (\hat{T} + \alpha\hat{V}) | \Psi_n^{\text{min},\alpha} \rangle - T_{\text{KS}}[n] - \alpha U[n], \quad (\text{A4})$$

will permit us to pursue DFT calculations in a generalized KS scheme, solving the \hat{H}_α problem.^{2,7,11,79} In Eq. (A4), $U[n]$ denotes the mean-field Coulomb interaction among electrons, Eq. (30). Similar as for the wavefunctions, we reserve the subscript-free version $E_{\text{xc}}[n]$ to denote the standard XC energy functional, i.e., relevant for the standard KS scheme in DFT.⁷

Following Refs. 8, 11, and 79, we further define α -specific density functionals for the expectation values of the electron-electron interaction

$$V_{e-e}^\alpha[n] \equiv \langle \Psi_n^{\text{min},\alpha} | \hat{V} | \Psi_n^{\text{min},\alpha} \rangle, \quad (\text{A5})$$

for expectation value of the kinetic-energy operator,

$$T^\alpha[n] \equiv \langle \Psi_n^{\text{min},\alpha} | \hat{T} | \Psi_n^{\text{min},\alpha} \rangle. \quad (\text{A6})$$

At any given density n , it follows that $\alpha U[n] = \alpha^2 U[n_{1/\alpha}]$, $T_{\text{KS}}[n] = \alpha^2 T_{\text{KS}}[n_{1/\alpha}]$ and that

$$T^\alpha[n] + \alpha V_{e-e}^\alpha[n] = \alpha^2 \langle \Psi_{n_\gamma}^{\min} | (\hat{T} + \hat{V}) | \Psi_{n_\gamma}^{\min} \rangle, \quad (\text{A7})$$

for $\gamma = 1/\alpha$.

Next, we revisit the ACF,^{2,28,29} Eq. (9), noting that we might just as well use it to define and compute the

α -specific XC functional

$$E_{\text{xc}}^\alpha[n] = \int_0^\alpha d\lambda E_{\text{xc},\lambda}[n]. \quad (\text{A8})$$

This XC functional can be used in a KS scheme for solving the \hat{H}_α ground-state problem.^{2,7,8,79} The density-scaling result Eq. (A7) implies that such XC energy functionals adheres to a simple scaling result,^{8,79}

$$E_{\text{xc}}^\alpha[n] = \alpha^2 E_{\text{xc}}[n_{1/\alpha}]. \quad (\text{A9})$$

Finally, the main scaling result for the XC energy functional, Eq. (22), follows from the renormalization condition, Eq. (A8), by simple derivation in the assumed value of the coupling constant in \hat{H}_α .

* yang.jiao@chalmers.se

¹ G. D. Mahan, J. Chem. Phys. **43**, 1569 (1965).

² D. C. Langreth and J. P. Perdew, Phys. Rev. B **15**, 2884 (1977).

³ K. Rapcewicz and N. W. Ashcroft, Phys. Rev. B **44**, 4032 (1991).

⁴ A. C. Maggs and N. W. Ashcroft, Phys. Rev. Lett. **59**, 113 (1987).

⁵ D. C. Langreth and S. H. Vosko, Phys. Rev. Lett. **59**, 497 (1987).

⁶ P. Hyldgaard, K. Berland, and E. Schröder, Phys. Rev. B **90**, 075148 (2014).

⁷ W. Kohn and L. J. Sham, Phys. Rev. **140**, A1133 (1965).

⁸ M. Levy and J. P. Perdew, Phys. Rev. A **32**, 2010 (1985).

⁹ M. Levy, Phys. Rev. A **43**, 4637 (1991).

¹⁰ A. Görling and M. Levy, Phys. Rev. B **47**, 13105 (1993).

¹¹ K. Burke, M. Ernzerhof, and J. P. Perdew, Chem. Phys. Lett. **265**, 115 (1997).

¹² Y. Andersson, D. C. Langreth, and B. I. Lundqvist, Phys. Rev. Lett. **76**, 102 (1996).

¹³ H. Rydberg, B. I. Lundqvist, D. C. Langreth, and M. Dion, Phys. Rev. B **62**, 6997 (2000).

¹⁴ H. Rydberg, M. Dion, N. Jacobson, E. Schröder, P. Hyldgaard, S. I. Simak, D. C. Langreth, and B. I. Lundqvist, Phys. Rev. Lett. **91**, 126402 (2003).

¹⁵ M. Dion, H. Rydberg, E. Schröder, D. C. Langreth, and B. I. Lundqvist, Phys. Rev. Lett. **92**, 246401 (2004).

¹⁶ T. Thonhauser, V. R. Cooper, S. Li, A. Puzder, P. Hyldgaard, and D. C. Langreth, Phys. Rev. B **76**, 125112 (2007).

¹⁷ K. Lee, È. D. Murray, L. Kong, B. I. Lundqvist, and D. C. Langreth, Phys. Rev. B **82**, 081101 (2010).

¹⁸ K. Berland and P. Hyldgaard, Phys. Rev. B **89**, 035412 (2014).

¹⁹ T. Thonhauser, S. Zuluaga, C. A. Arter, K. Berland, E. Schröder, and P. Hyldgaard, Phys. Rev. Lett. **115**, 136402 (2015).

²⁰ K. Berland, V. R. Cooper, K. Lee, E. Schröder, T. Thonhauser, P. Hyldgaard, and B. I. Lundqvist, Rep. Prog. Phys. **78**, 066501 (2015).

²¹ J. P. Perdew, K. Burke, and M. Ernzerhof, Phys. Rev. Lett. **77**, 3865 (1996).

²² J. P. Perdew, A. Ruzsinszky, G. I. Csonka, O. A. Vydrov, G. E. Scuseria, L. A. Constantin, X. Zhou, and K. Burke, Phys. Rev. Lett. **100**, 136406 (2008).

²³ H. Rydberg, *Nonlocal correlations in density functional theory*, Ph.D. thesis, Department of Applied Physics, Chalmers University of Technology, Göteborg, Sweden (2001), <http://bitmath.se/rydberg/Thesis>.

²⁴ K. Berland, C. A. Arter, V. R. Cooper, K. Lee, B. I. Lundqvist, E. Schröder, T. Thonhauser, and P. Hyldgaard, J. Chem. Phys. **140**, 18A539 (2014).

²⁵ A. D. Becke and E. R. Johnson, J. Chem. Phys. **123**, 154101 (2005).

²⁶ A. D. Becke and E. R. Johnson, J. Chem. Phys. **127**, 154108 (2007).

²⁷ G. Román-Pérez and J. M. Soler, Phys. Rev. Lett. **103**, 096102 (2009).

²⁸ D. C. Langreth and J. P. Perdew, Solid State Commun. **17**, 1425 (1975).

²⁹ O. Gunnarsson and B. I. Lundqvist, Phys. Rev. B **13**, 4274 (1976).

³⁰ In the case of vdW-DF2¹⁷ by a formulation that reflects an exchange-scaling to the high-density limit.

³¹ M. Callsen, N. Atodiresei, V. Caciuc, and S. Blügel, Phys. Rev. B **86**, 085439 (2012).

³² P. Lazić, N. Atodiresei, V. Caciuc, R. Brako, B. Gumhalter, and S. Blügel, J. Phys.: Condens. Matter **24**, 424215 (2012).

³³ M. Dion, H. Rydberg, E. Schröder, D. C. Langreth, and B. I. Lundqvist, Phys. Rev. Lett. **95**, 109902(E) (2005).

³⁴ D. C. Langreth, B. I. Lundqvist, S. D. Chakarova-Käck, V. R. Cooper, M. Dion, P. Hyldgaard, A. Kelkkanen, J. Kleis, L. Kong, S. Li, P. G. Moses, E. Murray, A. Puzder, H. Rydberg, E. Schröder, and T. Thonhauser, J. Phys.: Condens. Matter **21**, 084203 (2009).

³⁵ J. Kleis, E. Schröder, and P. Hyldgaard, Phys. Rev. B **77**, 205422 (2008).

³⁶ K. Berland and P. Hyldgaard, J. Chem. Phys. **132**, 134705 (2010).

³⁷ K. Berland and P. Hyldgaard, Phys. Rev. B **87**, 205421 (2013).

³⁸ E. M. Lifshitz, Zh. Eksp. Teor. Fiz. **29**, 94 (1956), translated in Sov. Phys. JETP **2**, 73 (1956).

- 39 E. Zaremba and W. Kohn, Phys. Rev. B **13**, 2270 (1976).
- 40 E. Zaremba and W. Kohn, Phys. Rev. B **15**, 1769 (1977).
- 41 P. Nordlander and J. Harris, J. Phys. C **17**, 1141 (1984).
- 42 E. Hult, P. Hyldgaard, J. Rossmeisl, and B. I. Lundqvist, Phys. Rev. B **64**, 195414 (2001).
- 43 J. Kleis, B. I. Lundqvist, D. C. Langreth, and E. Schröder, Phys. Rev. B **76**, 100201 (2007).
- 44 S. Grimme, J. Comput. Chem. **25**, 1463 (2004).
- 45 S. Grimme, J. Chem. Phys. **124**, 034108 (2006).
- 46 S. Grimme, J. Antony, S. Ehrlich, and H. Krieg, J. Chem. Phys. **132**, 154104 (2010).
- 47 P. L. Silvestrelli, Phys. Rev. Lett. **100**, 053002 (2008).
- 48 A. Tkatchenko and M. Scheffler, Phys. Rev. Lett. **102**, 073005 (2009).
- 49 O. A. Vydrov and T. Van Voorhis, J. Chem. Phys. **133**, 244103 (2010).
- 50 V. G. Ruiz, W. Liu, E. Zojer, M. Scheffler, and A. Tkatchenko, Phys. Rev. Lett. **108**, 146103 (2012).
- 51 A. Tkatchenko, R. A. DiStasio, R. Car, and M. Scheffler, Phys. Rev. Lett. **108**, 236402 (2012).
- 52 J. P. Perdew, K. Burke, and Y. Wang, Phys. Rev. B **54**, 16533 (1996).
- 53 B. I. Lundqvist, Y. Andersson, H. Shao, S. Chan, and D. C. Langreth, Int. J. Quantum Chem. **56**, 247 (1995).
- 54 J. F. Dobson and B. P. Dinte, Phys. Rev. Lett. **76**, 1780 (1996).
- 55 M. Levy, in *Density Functional Theory*, edited by E. K. U. Gross and R. M. Dreizler (Plenum Press, 1995) pp. 11–31.
- 56 J. P. Perdew, M. Ernzerhof, and K. Burke, J. Chem. Phys. **105**, 9982 (1996).
- 57 M. Ernzerhof, J. P. Perdew, and K. Burke, Int. J. Quantum Chem. **64**, 285 (1997).
- 58 V. R. Cooper, Phys. Rev. B **81**, 161104 (2010).
- 59 J. Klimeš, D. R. Bowler, and A. Michaelides, J. Phys.: Condens. Matter **22**, 022201 (2010).
- 60 J. Klimeš, D. R. Bowler, and A. Michaelides, Phys. Rev. B **83**, 195131 (2011).
- 61 I. Hamada, Phys. Rev. B **89**, 121103 (2014).
- 62 K. Berland, Ø. Borck, and P. Hyldgaard, Comp. Phys. Comm. **182**, 1800 (2011).
- 63 K. Lee, A. K. Kelkkanen, K. Berland, S. Andersson, D. C. Langreth, E. Schröder, B. I. Lundqvist, and P. Hyldgaard, Phys. Rev. B **84**, 193408 (2011).
- 64 K. Lee, B. Kolb, T. Thonhauser, D. Vanderbilt, and D. C. Langreth, Phys. Rev. B **86**, 104102 (2012).
- 65 D. C. Langreth and J. P. Perdew, Phys. Rev. B **21**, 5469 (1980).
- 66 D. C. Langreth and M. J. Mehl, Phys. Rev. Lett. **47**, 446 (1981).
- 67 D. C. Langreth and S. H. Vosko, Adv. Quantum. Chem. **21**, 175 (1990).
- 68 L. Hedin and B. I. Lundqvist, J. Phys. C **4**, 2064 (1971).
- 69 J. P. Perdew and Y. Wang, Phys. Rev. B **46**, 12947 (1992).
- 70 C. Adamo and V. Barone, J. Chem. Phys. **110**, 6158 (1999).
- 71 K. Berland, Y. Jiao, J.-H. Lee, T. Rangel, J. B. Neaton, and P. Hyldgaard, J. Chem. Phys. **146**, 234106 (2017).
- 72 In discussions of DFT, T_{KS} is sometimes called the single-particle kinetic energy. We prefer the Kohn-Sham label as \hat{T} is always a single-particle operator.
- 73 P. Giannozzi, S. Baroni, N. Bonini, M. Calandra, R. Car, C. Cavazzoni, D. Ceresoli, G. L. Chiarotti, M. Cococcioni, I. Dabo, A. D. Corso, S. de Gironcoli, S. Fabris, G. Fratesi, R. Gebauer, U. Gerstmann, C. Gougoussis, A. Kokalj, M. Lazzeri, L. Martin-Samos, N. Marzari, F. Mauri, R. Mazzarello, S. Paolini, A. Pasquarello, L. Paulatto, C. Sbraccia, S. Scandolo, G. Sclauszero, A. P. Seitsonen, A. Smogunov, P. Umari, and R. M. Wentzcovitch, J. Phys.: Condens. Matter **21**, 395502 (2009).
- 74 The wording ‘binding contribution’ is used to describe any component of the molecular binding even if, for example, $\Delta T_c(\mathbf{r})$ is negative. Similarly, we use the word ‘spatially resolved binding contributions’ to describe binding-induced changes in the spatial variation of, for example, XC energy terms, like $\Delta \epsilon_c^{nl}(\mathbf{r})$; Again this term is used without regards to the sign of the integrated values.
- 75 M. von Hopffgarten and G. Frenking, WIREs Comput. Mol. Sci. **2**, 43 (2012).
- 76 M. W. Schmidt, J. Ivanic, and K. Ruedenberg, J. Chem. Phys. **140**, 204104 (2014).
- 77 J. Rohrer and P. Hyldgaard, Phys. Rev. B **83**, 165423 (2011).
- 78 M. Rahm and R. Hoffmann, J. Am. Chem. Soc. **138**, 3731 (2016).
- 79 M. Levy, W. Yang, and R. G. Parr, J. Chem. Phys. **83**, 2334 (1985).
- 80 M. Levy, N. H. March, and N. C. Handy, J. Chem. Phys. **104**, 1989 (1996).
- 81 T. Rangel, K. Berland, S. Sharifzadeh, F. Brown-Altvater, K. Lee, P. Hyldgaard, L. Kronik, and J. B. Neaton, Phys. Rev. B **93**, 115206 (2016).
- 82 F. Brown-Altvater, T. Rangel, and J. B. Neaton, Phys. Rev. B **93**, 195206 (2016).
- 83 A. Ambrosetti and P. L. Silvestrelli, Physical Review B **94**, 045124 (2016).
- 84 L. Gharaee, P. Erhart, and P. Hyldgaard, Phys. Rev. B **95**, 085147 (2017).
- 85 R. Petuya and A. Arnau, Carbon **116**, 599 (2017).
- 86 I. Loncaric, J. Popovic, V. Despoja, S. Burazer, I. Grgicevic, D. Popovic, and Z. Skoko, Cryst. Growth Des. **17**, 4445 (2017).
- 87 P. A. T. Olsson, E. Schröder, P. Hyldgaard, M. Kroon, E. Andreasson, and E. Bergvall, Polymer **121**, 234 (2017).
- 88 M. Wang, J.-Q. Zhong, J. Kestell, I. Waluyo, D. J. Stacchiola, A. J. Boscoboinik, and D. Lu, Top. Catal. **60**, 481 (2017).
- 89 X. Wang, K. Esfarjani, and M. Zabarjadi, J. Phys. Chem. C **121**, 15529 (2017).
- 90 T. Björkman, J. Chem. Phys. **141**, 074708 (2014).
- 91 P. Erhart, P. Hyldgaard, and D. Lindroth, Chem. Mater. **27**, 5511 (2015).
- 92 H. Sadeghi, S. Santarash, and L. C. J., Sci. Rep. **5**, 9514 (2015).
- 93 R. C. Clay, M. Holzmann, D. M. Ceperley, and M. A. Morales, Phys. Rev. B **93**, 035121 (2016).
- 94 J. Löfgren, H. Grönbeck, L. Moth-Poulsen, and P. Erhart, Phys. Rev. B **94**, 115205 (2016).
- 95 M. Fritz, M. Fernandez-Serra, and J. M. Soler, Journal of Chemical Physics **144**, 224101 (2016).
- 96 S. Javaid and M. J. Akhtar, Chemical Physics Letters **649**, 73 (2016).
- 97 B. Borca, V. Schendel, R. Petuya, I. Pentegov, T. Michnowicz, U. Kraft, H. Klauk, A. Arnau, P. Wahl, U. Schlickum, and K. Kern, ACS Nano **9**, 12506 (2015).
- 98 M. Hellström, I. Beinik, P. Broqvist, J. V. Lauritsen, and K. Hermansson, Physical Review B **94**, 245433 (2016).
- 99 M. Mehboudi, A. M. Dorio, W. Zhu, A. van der Zande, H. O. H. Churchill, A. A. Pacheco-Sanjuan, E. O. Harriess,

- P. Kumar, and S. Baraza-Lopez, *Nano Lett.* **16**, 1704 (2016).
- ¹⁰⁰ M. Mehboudi, B. M. Fregoso, Y. Yang, W. Zhu, A. van der Zande, J. Ferrer, L. Bellaiche, P. Kumar, and S. Baraza-Lopez, *Phys. Rev. Lett.* **117**, 246802 (2016).
- ¹⁰¹ J. Löfgren, H. Grönbeck, L. Moth-Poulsen, and P. Erhart, *J. Phys. Chem. C* **120**, 12059 (2016).
- ¹⁰² E. Kuisma, C. F. Hansson, T. B. Lindberg, C. A. Gillberg, S. Idh, and E. Schröder, *J. Chem. Phys.* **144**, 184704 (2016).
- ¹⁰³ J. Čechal, C. S. Kley, R. Pétuya, F. Schramm, M. Ruben, S. Stepanow, A. Arnau, and K. Kern, *J. Phys. Chem. C* **120**, 18622 (2016).
- ¹⁰⁴ J.-Q. Zhong, M. Wang, N. Akter, J. D. Kestell, A. M. Boscoboinik, T. Kim, D. J. Stacchiola, D. Lu, and A. J. Boscoboinik, *Nat. Commun.* **8**, 16118 (2017).
- ¹⁰⁵ B. Borca, T. Michnowicz, R. Petuya, M. Pristl, V. Schendel, I. Pentegov, U. Kraft, H. Klauk, P. Wahl, R. Gutzler, A. Arnau, U. Schlickum, and K. Kern, *ACS Nano* **11**, 4703 (2017).
- ¹⁰⁶ I. Brihuega and F. Yndurain, *J. Phys. Chem. B* **122**, 595 (2018).
- ¹⁰⁷ G. G. Kebede, D. Spångberg, P. D. Mitev, P. Broqvist, and K. Hermansson, *Journal of Chemical Physics* **146**, 064703 (2017).
- ¹⁰⁸ Ø. Borck and E. Schröder, *Surface Science* **664**, 162 (2017).
- ¹⁰⁹ P. Jurecka, J. Sponer, J. Cerny, and P. Hobza, *Phys. Chem. Chem. Phys.* **8**, 1985 (2006).
- ¹¹⁰ See, for example, M. Persson and S. Andersson, Chapter 4, in *Handbook of Surface Science*, Vol. 3, edited by E. Hasselbrink and B. I. Lundqvist (Elsevier, Amsterdam, 2008) p. 95.
- ¹¹¹ K. Lee, K. Berland, M. Yoon, S. Andersson, E. Schröder, P. Hyldgaard, and B. I. Lundqvist, *J. Phys.: Condens. Matter* **24**, 424213 (2012).
- ¹¹² J. Tao and A. M. Rappe, *Phys. Rev. Lett.* **112**, 106101 (2014).
- ¹¹³ J. Tao and J. P. Perdew, *J. Chem. Phys.* **141**, 141101 (2014).
- ¹¹⁴ J. Tao, J. Yang, and A. M. Rappe, *J. Chem. Phys.* **142**, 164302 (2015).
- ¹¹⁵ J. Tao, Y. Jiao, Y. Mo, Z.-H. Yang, J.-X. Zhu, P. Hyldgaard, and J. P. Perdew, submitted to *Phys. Rev. B*, <http://arxiv.org/abs/1711.00655> (2017).
- ¹¹⁶ D. C. Langreth, M. Dion, H. Rydberg, E. Schröder, P. Hyldgaard, and B. I. Lundqvist, *Int. J. Quan. Chem.* **101**, 599 (2005).
- ¹¹⁷ J. Ogilvie and F. Y. Wang, *J. Mol. Struct.* **273**, 277 (1992).
- ¹¹⁸ F. London, *Z. Phys.* **63**, 245 (1930).
- ¹¹⁹ F. London, *Z. Physik. Chemie* **33**, 8 (1937), English translations in H. Hettima, *Quantum Chemistry, Classic Scientific Papers*, World Scientific, Singapore (2000); F. London, *Trans. Faraday Soc.* **33**, 8 (1937).
- ¹²⁰ Y. S. Barash and V. L. Ginzburg, *Usp. Fiz. Nauk.* **143**, 345 (1984), translated in *Sov. Phys. Usp.* **27**, 467 (1984).
- ¹²¹ Y. S. Barash, *Fiz. Tverd. Tela (Leningrad)* **30**, 2738 (1988), translated in *Sov. Phys. Solid State* **30**, 1578 (1988).
- ¹²² B. E. Sernelius and P. Björk, *Phys. Rev. B* **57**, 6592 (1998).
- ¹²³ J. F. Dobson, A. White, and A. Rubio, *Phys. Rev. Lett.* **96**, 073201 (2006).
- ¹²⁴ S. Lebègue, J. Harl, T. Gould, J. G. Ángyán, G. Kresse, and J. F. Dobson, *Phys. Rev. Lett.* **105**, 196401 (2010).
- ¹²⁵ J. Klimeš and A. Michaelides, *J. Chem. Phys.* **137**, 120901 (2012).
- ¹²⁶ J. F. Dobson and T. Gould, *J. Phys.:Condens. Matter* **24**, 073201 (2012).
- ¹²⁷ J. F. Dobson, T. Gould, and G. Vignale, *Phys. Rev. X* **4**, 021040 (2014).
- ¹²⁸ J. F. Dobson, *Intl. J. Quant. Chem.* **114**, 1157 (2014).
- ¹²⁹ S. Grimme, *WIREs: Comput. Mol. Sci.* **1**, 211 (2011).
- ¹³⁰ A. Tkatchenko, L. Romaner, O. T. Hofmann, E. Zojer, C. Ambrosch-Draxl, and M. Scheffler, *MRS Bulletin* **35**, 435 (2010).
- ¹³¹ J. P. Perdew, A. Ruzsinszky, J. Sun, S. Glindmeyer, and G. I. Csonka, *Phys. Rev. A* **86**, 062714 (2012).
- ¹³² J. P. Perdew, J. Tao, P. Hao, A. Ruzsinszky, G. I. Csonka, and J. M. Pitarke, *J. Phys.:Condens. Matter* **24**, 424207 (2012).
- ¹³³ A. Ruzsinszky, J. P. Perdew, J. Tao, G. I. Csonka, and J. M. Pitarke, *Phys. Rev. Lett.* **109**, 233203 (2012).
- ¹³⁴ J. Tao and A. M. Rappe, *J. Chem. Phys.* **144**, 031102 (2016).
- ¹³⁵ K. Berland, T. L. Einstein, and P. Hyldgaard, *Phys. Rev. B* **80**, 155431 (2009).
- ¹³⁶ K. Berland, *Connected by voids: Interactions and screening in sparse matter*, Ph.D. thesis, Department of Microtechnology and Nanoscience – MC2, Chalmers University of Technology, Göteborg, Sweden (2012).
- ¹³⁷ P. Hohenberg and W. Kohn, *Phys. Rev.* **136**, B864 (1964).