

ON SPECTRAL AND NUMERICAL PROPERTIES OF RANDOM BUTTERFLY MATRICES

THOMAS TROGDON

ABSTRACT. Spectral and numerical properties of classes of random orthogonal butterfly matrices, as introduced by Parker (1995), are discussed, including the uniformity of eigenvalue distributions. These matrices are important because the matrix-vector product with an N -dimensional vector can be performed in $O(N \log N)$ operations. And in the simplest situation, these random matrices coincide with Haar measure on a subgroup of the orthogonal group. We discuss other implications in the context of randomized linear algebra.

1. INTRODUCTION

In this paper we discuss properties of several classes of random butterfly matrices. Loosely speaking, butterfly matrices are matrices in $\mathbb{R}^{N \times N}$, $N = 2^n$, which are defined recursively. The most commonly encountered example (in $\mathbb{C}^{N \times N}$) is the matrix representation for the discrete (or fast) Fourier transform [16]. Other examples include Hadamard matrices. A definition is given in Section 1.1. The primary utility of such matrices is that they can be applied (matrix times a vector) in much less than N^2 operations — typically $2Nn$ operations. For two classes of random butterfly matrices we prove that the eigenvalues are distributed uniformly on the unit circle in \mathbb{C} .

Butterfly matrices, and in particular, random butterfly matrices, were introduced by Stott Parker [13] as a mechanism to avoid pivoting in Gaussian elimination. One randomizes the a linear system $Ax = b$ by applying a random orthogonal (or unitary) transformation to the columns, giving $\Omega Ax = \Omega b$. After randomization, one can show that if A is nonsingular then the upper left $k \times k$, $k = 1, 2, \dots$ blocks of ΩA are also nonsingular. This implies that Gaussian elimination needs no pivoting to complete, i.e. ΩA has an LU -factorization.

Similar randomization has been employed in the context of least squares problems and low-rank approximations, see [1, 6, 9, 10] and the references therein. The main idea for low-rank approximation is that for $A \in \mathbb{C}^{N \times M}$, $N > M$ one can often randomize A to better approximate its range. For a rank K approximation, one considers $A\Omega$ for random matrix Ω of dimension $M \times L$, $L = K + p$ for some oversampling¹ $p > 0$. Then a QR factorization $A\Omega = QR$ can be found and Q should be a good rank K approximation of the range of A . The random matrix Ω is often taken to be a so-called *subsampling randomized Fourier transform* (SRFT) matrix,

2010 *Mathematics Subject Classification*. Primary: 65T50, Secondary: 15B52.

Key words and phrases. Butterfly matrices, fast matrix multiplication, random matrices.

This work was supported in part by grant NSF DMS-1753185.

¹In practice, $p = 5, 10$ work well [6].

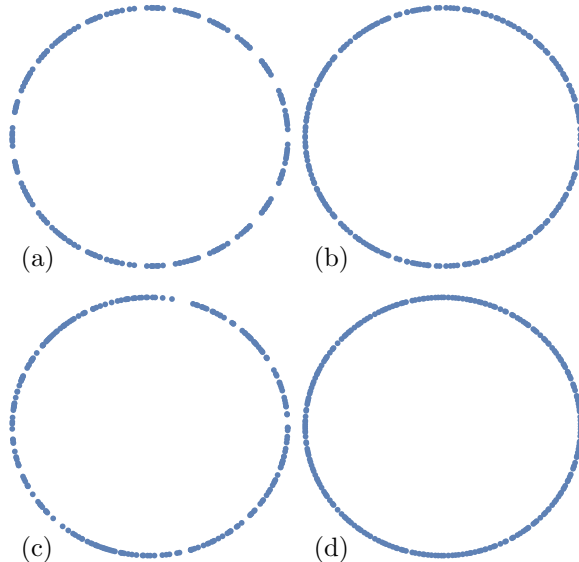


FIGURE 1. The eigenvalues of typical random orthogonal matrices of size 256×256 drawn from different distributions. (a) The eigenvalues of Haar-butterfly matrices from Section 2. These eigenvalues tend to appear in groups. (b) The eigenvalues of non-simple random butterfly matrices from Section 3. Here groups are less apparent. (c) Independent and identically distributed points on $\{|z| = 1\}$. Poisson clumping is evident. (d) The eigenvalues of a typical Haar matrix on $O(256)$.

which can be seen as a subclass of butterfly matrices (over \mathbb{C} , but we consider real matrices in this work).

We emphasize that random butterfly matrices (and SRFT matrices) are used for the sole reason that matrix-vector multiplication is fast. To truly uniformize the matrix A one might want to sample a matrix Q , at uniform, from Haar measure on the orthogonal (or unitary) group in $\mathbb{R}^{M \times M}$ (or $\mathbb{C}^{M \times M}$) and then subsample L its columns² to form Ω . Such a matrix Q is referred to as a Haar matrix. Then $A\Omega$ should be, in some sense, in its most generic state. But computing the first L columns of an orthogonal matrix sampled uniformly at random requires $O(M^2L)$ operations (see [14] and Section 5.1 below), and then multiplying $A\Omega$ requires $O(NML)$ operations. But, as is well-known, the recursive structure of butterfly matrices B allow one to subsample and reduce the computation of AB to purely $O(NM \log_2 L)$ operations [6]. See also [2, 15] and Section 5.2 for discussions of subsampling.

In the context of solving a least squares system $\min_x \|Ax - b\|_2$, $A \in \mathbb{C}^{N \times M}$ and $N \gg M$ one may want to subsample the rows of A to consider a reduced system with fewer equations (but the same number of unknowns). The choice of which rows to discard *a priori* is difficult. If A has repeated rows and only these rows are sampled, by chance, the subsampled matrix will fail to be of full rank. One can

²Uniformity tells us that it suffices to take the first L columns.

randomize A first by applying a random butterfly matrix to each of its columns and then subsample the rows. This can perform well [1].

The main goal of this paper is to shed light on the interesting mathematical and numerical properties of the infrequently-discussed random butterfly matrices. This is accomplished by (1) comparing the (statistical) spectral properties of random butterfly matrices to that of Haar matrices and matrices with independent and identically distributed eigenvalues and (2) comparing the performance of these matrices in the above linear algebra contexts to both Haar matrices and SFFT matrices. In the remainder of this section we define (random) butterfly matrices and Haar matrices and introduce preliminaries from random matrix theory. In Section 2 we establish properties of the simplest class of random butterfly matrices which are identified with Haar matrices on a subgroup of the special orthogonal group. In Section 3 we give an additional generalization. Finally, in Section 4 we perform numerical experiments with random butterfly matrices to test their uniformization properties. A visual comparison of the spectrum of a typical random butterfly matrix is given in Figure 1.

Remark 1.1. In this paper we focus on real random orthogonal matrices of size $N \times N$, $N = 2^n$. Important generalizations to consider are extensions to complex unitary matrices and $N = 1, 2, 3, \dots$

1.1. Butterfly matrices. Unlike the work of Parker [13] we concentrate on orthogonal butterfly matrices. We also use the term *butterfly matrix* to refer the recursively-defined matrix itself.

Definition 1.2. A recursive orthogonal butterfly matrix $B^{(N)} \in O(N)$ (or just butterfly matrix) of size $N = 2^n$ is given by the 1×1 matrix $[1]$ when $n = 0$ and

$$(1.1) \quad B^{(N)} = \begin{bmatrix} C_{n-1}A_1^{(N/2)} & S_{n-1}A_2^{(N/2)} \\ -S_{n-1}A_1^{(N/2)} & C_{n-1}A_2^{(N/2)} \end{bmatrix}, \quad n > 0.$$

Here $A_1^{(N/2)}$ and $A_2^{(N/2)}$ are both butterfly matrices of size $N/2 \times N/2 = 2^{n-1} \times 2^{n-1}$ and C_{n-1} and S_{n-1} are symmetric $2^{n-1} \times 2^{n-1}$ matrices satisfying $C_{n-1}^2 + S_{n-1}^2 = I$ and $C_{n-1}S_{n-1} = S_{n-1}C_{n-1}$.

Example 1.3. If $C_{n-1} = c_{n-1}I$, $S_{n-1} = s_{n-1}I$ and $A_1^{(N/2)} = A_2^{(N/2)}$ then

$$(1.2) \quad B^{(N)} = \begin{bmatrix} c_{n-1} & s_{n-1} \\ -s_{n-1} & c_{n-1} \end{bmatrix} \otimes A_1^{(N/2)},$$

where \otimes denotes the *Kronecker* product. We refrain from using Kronecker products because this notation is not convenient for the generality in Definition 1.1.

Example 1.4. A unitary example of a butterfly-like matrix is the matrix for the discrete Fourier transform, see [16, Section 1.4]. Let $\omega = e^{-i\pi/2}$ be a 4th-root of unity. Define

$$(1.3) \quad F_4 = \begin{bmatrix} 1 & 1 & 1 & 1 \\ 1 & \omega & \omega^2 & \omega^3 \\ 1 & \omega^2 & \omega^4 & \omega^6 \\ 1 & \omega^3 & \omega^6 & \omega^9 \end{bmatrix}, \quad F_2 = \begin{bmatrix} 1 & 1 \\ 1 & \omega^2 \end{bmatrix}.$$

Note that ω^2 is a square-root of unity and

$$(1.4) \quad F_4 \begin{bmatrix} 1 & & & \\ & 1 & & \\ & & 1 & \\ & & & 1 \end{bmatrix} = \begin{bmatrix} 1 & 1 & 1 & 1 \\ 1 & \omega^2 & \omega & \omega^3 \\ 1 & \omega^4 & \omega^2 & \omega^6 \\ 1 & \omega^6 & \omega^3 & \omega^9 \end{bmatrix} = \begin{bmatrix} F_2 & \begin{bmatrix} 1 \\ \omega \end{bmatrix} F_2 \\ F_2 & \begin{bmatrix} \omega^2 \\ \omega^3 \end{bmatrix} F_2 \end{bmatrix}$$

Then the relation to Kronecker products becomes clear.

We list the algebraic properties of butterfly matrices:

- By induction, it follows that $B^{(N)}$ is orthogonal.
- For all N , $\det B^{(N)} = 1$.
- If C_j and S_j are diagonal for all j , then performing $B^{(N)}x$ requires $O(N \log N)$ operations for $x \in \mathbb{R}^N$, see (5.4).
- If C_j and S_j are diagonal for all j , then computing M appropriately consecutive rows of $B^{(N)}x$ requires $O(N \log_2 M)$ operations, see (5.6).

Definition 1.5. Let $\Sigma = ((C_j, S_j))_{j \geq 0}$ be a sequence of pairs of random matrices³ satisfying

- C_j and S_j are symmetric $2^j \times 2^j$ matrices,
- $C_j^2 + S_j^2 = I$, $C_j S_j = S_j C_j$, and
- $(C_j, S_j)_{j \geq 0}$ is an independent sequence.

Then a random butterfly matrix $B^{(N)}(\Sigma)$ is given by (1.1) where $A_1^{(N/2)}$ and $A_2^{(N/2)}$ are independent and identically distributed (iid) copies of $B^{(N/2)}(\Sigma)$.

Notation 1.6. If X has the same distribution as Y we write $X \sim Y$.

Definition 1.7. Given a sequence Σ as in the previous definition, a simple random butterfly matrix $B_s^{(N)}(\Sigma)$ is given by (1.1) where $A_1^{(N/2)} = A_2^{(N/2)}$ are distributed as $B_s^{(N/2)}(\Sigma)$.

In Sections 2 and 3 we make specific choices for the sequence Σ .

1.2. Haar measure. Haar measure is a natural measure on locally compact Hausdorff topological groups. The proof is originally due to Weil [17] and can be found translated in [12].

Theorem 1.8 ([17]). *Let G be a locally compact Hausdorff topological group. Then, up to a unique multiplicative constant, there exists a unique non-trivial Borel measure μ such that*

- $\mu(gS) = \mu(S)$ for all $g \in G$ and S a Borel set,
- μ is countably additive,
- $\mu(K) < \infty$ for K compact,
- μ is inner regular on open sets and outer regular on Borel sets.

Let $O(N)$ denote the group of orthogonal matrices in $\mathbb{R}^{N \times N}$, let $U(N)$ denote the group of unitary matrices in $\mathbb{C}^{N \times N}$ and let $SO(N) \subset O(N)$ denote the subgroup of matrices whose determinant is unity. Since these groups are compact, the associated Haar measure is normalized to be a probability measure. A matrix sampled from Haar measure on $O(N)$ is referred to here as a Haar matrix. It is well-known that one can generate a Haar matrix by applying (modified) Gram-Schmidt to a matrix of iid standard normal random variables [5, 11, 14].

³A random matrix is a matrix whose entries are given by random variables.

1.3. Eigenvalue distributions and tools from random matrix theory. Given $Q \in O(N)$ with eigenvalues $\sigma(Q) := \{\lambda_1, \lambda_2, \dots, \lambda_N\} \subset \mathbb{U} := \{z \in \mathbb{C} : |z| = 1\}$, define the empirical spectral measure

$$(1.5) \quad \mu_Q = \frac{1}{N} \sum_j \delta_{\lambda_j}.$$

When Q is a random element of $O(N)$ we obtain a probability measure on probability measures on \mathbb{U} . For such a Q , define the measure $\mathbb{E}\mu_Q$ by

$$(1.6) \quad \int_{\mathbb{U}} f \, d\mathbb{E}\mu_Q := \mathbb{E} \left[\int_{\mathbb{U}} f \, d\mu_Q \right], \quad f \in C(\mathbb{U}).$$

Here \mathbb{E} refers to the expectation with respect to the distribution of Q . The measure $\mathbb{E}\mu_Q$ is referred to as the density of states.

Definition 1.9. A random orthogonal (or unitary) matrix $Q \in O(N)$ (or $U(N)$) has a uniform eigenvalue distribution if $\mathbb{E}\mu_Q$ is the uniform measure on \mathbb{U} , i.e. the density of states is uniform.

Theorem 1.10. A random matrix $Q \in O(N)$ has a uniform eigenvalue distribution if and only if for $k = 0, 1, 2, \dots$

$$(1.7) \quad \mathbb{E} \left[\frac{1}{N} \operatorname{tr} Q^k \right] = \begin{cases} 1 & k = 0, \\ 0 & k > 0. \end{cases}$$

Proof. It follows by definition that

$$(1.8) \quad \int_{\mathbb{U}} z^k \, d\mathbb{E}\mu_Q = \mathbb{E} \left[\frac{1}{N} \sum_j \lambda_j^k \right] = \mathbb{E} \left[\frac{1}{N} \operatorname{tr} Q^k \right].$$

Uniform measure on \mathbb{U} , given by $d\mu = \frac{1}{2\pi i} \frac{dz}{z}$, is uniquely characterized by the fact that

$$(1.9) \quad \int_{\mathbb{U}} z^k \, d\mu = 0$$

for $k \in \mathbb{Z} \setminus \{0\}$ and equal to unity for $k = 0$. And so, it remains to deduce

$$(1.10) \quad \int_{\mathbb{U}} z^{-k} \, d\mathbb{E}\mu_Q = 0, \quad k > 0.$$

But this follows from the fact that $\operatorname{tr} Q^{-k} = \operatorname{tr}(Q^k)^T = \operatorname{tr} Q^k$. \square

Definition 1.11. Given a sequence of orthogonal (or unitary) random matrices $(Q^{(N)})_{n \geq 1}$, $Q^{(N)} \in O(N)$ (or $U(N)$), $N = N(n)$, $N(n)$ strictly increasing, then the eigenvalues of the sequence are said to be almost surely uniform if for each $f \in C(\mathbb{U})$

$$(1.11) \quad \lim_{n \rightarrow \infty} \int_{\mathbb{U}} f \, d\mu_{Q^{(N)}} = \frac{1}{2\pi i} \int_{\mathbb{U}} f(z) \frac{dz}{z} \quad \text{almost surely.}$$

The following is classical but we prove it for completeness.

Theorem 1.12. *Given a sequence of random matrices $(Q^{(N)})_{n \geq 1}$, $Q^{(N)} \in O(N)$, $N = N(n)$, $N(n)$ strictly increasing, assume that $Q^{(N)}$ has a uniform eigenvalue distribution for each n . Suppose for each $k = 1, 2, \dots$ that*

$$(1.12) \quad \mathbb{E} \left[\frac{1}{N^2} \left(\operatorname{tr}(Q^{(N)})^k \right)^2 \right] \leq C_k n^{-1-c_k},$$

for some constants $C_k, c_k > 0$. Then the eigenvalues of the sequence are almost surely uniform.

Proof. First, by the Chebyshev inequality, for $k > 0$

$$(1.13) \quad \mathbb{P} \left(\frac{1}{N} \left| \operatorname{tr}(Q^{(N)})^k \right| \geq \epsilon \right) \leq \frac{C_k n^{-1-c_k}}{\epsilon^2}.$$

Then, because

$$(1.14) \quad \sum_{n=1}^{\infty} \mathbb{P} \left(\frac{1}{N} \left| \operatorname{tr}(Q^{(N)})^k \right| \geq \epsilon \right) < \infty,$$

the Borel–Cantelli lemma implies $\mathbb{P} \left(\frac{1}{N} \left| \operatorname{tr}(Q^{(N)})^k \right| \geq \epsilon \text{ infinitely often} \right) = 0$ for every $\epsilon > 0$. Now let $\epsilon_j \rightarrow 0$ be a sequence and $\Omega^c = \bigcup_j \left\{ \frac{1}{N} \left| \operatorname{tr}(Q^{(N)})^k \right| \geq \epsilon_j \text{ infinitely often} \right\}$. For $\omega \in \Omega$, for each j , $\frac{1}{N} \left| \operatorname{tr}(Q^{(N)}(\omega))^k \right| < \epsilon_j$ for sufficiently large n . Thus $\frac{1}{N} \left| \operatorname{tr}(Q^{(N)})^k \right|$ converges almost surely to zero. This shows that

$$(1.15) \quad \frac{1}{N} \operatorname{tr}(Q^{(N)})^k \rightarrow \mathbb{E} \frac{1}{N} \operatorname{tr}(Q^{(N)})^k \text{ almost surely,}$$

for every k , as the expectation on the right is only non-zero for $k = 0$.

For⁴ $f \in C(\mathbb{U})$ and a sequence $\epsilon_j \rightarrow 0$, approximate

$$(1.16) \quad \sup_{z \in \mathbb{U}} \left| f(z) - \sum_{\ell=-M_j}^{M_j} a_\ell(j) z^\ell \right| \leq \epsilon_j.$$

Then if μ is uniform measure on \mathbb{U}

$$(1.17) \quad \left| \int_{\mathbb{U}} f \, d\mu_{Q^{(N)}} - \int_{\mathbb{U}} f \, d\mu \right| \leq 2\epsilon_j + \left| \sum_{\ell=-M_j}^{M_j} \int_{\mathbb{U}} a_\ell(j) z^\ell (d\mu_{Q^{(N)}} - d\mu) \right|.$$

Since the last term tends to zero almost surely for each j let Ω_j be the set on which convergence occurs and define $\Omega' = \bigcup_j \Omega_j$. Then on Ω' , $\mathbb{P}(\Omega') = 1$,

$$(1.18) \quad \limsup_{n \rightarrow \infty} \left| \int_{\mathbb{U}} f \, d\mu_{Q^{(N)}} - \int_{\mathbb{U}} f \, d\mu \right| \leq 2\epsilon_j, \quad \text{for all } j.$$

This establishes the theorem. \square

In particular, if a sequence $(Q^{(N)})_{n \geq 1}$, $N = N(n)$, $Q^{(N)} \in O(N)$ is almost surely uniform one can measure the arc length of $A_{\phi, \psi} = \{e^{i\theta}, 0 \leq \phi \leq \theta \leq \psi \leq 2\pi\}$ by counting either the number of eigenvalues it contains: If $|U|$ is the cardinality of the set U , then

$$(1.19) \quad \psi - \phi = 2\pi \lim_{n \rightarrow \infty} \frac{|\{\lambda : \lambda \in \sigma(Q^{(N)}) \cap A_{\phi, \psi}\}|}{N} \text{ almost surely,}$$

⁴We use $C(U)$ to denote continuous, complex-valued functions on a set U .

or by sampling a number of independent copies $(Q_1^{(N)}, Q_2^{(N)}, \dots)$

$$(1.20) \quad \psi - \phi = 2\pi \lim_{m \rightarrow \infty} \sum_{j=1}^m \frac{|\{\lambda : \lambda \in \sigma(Q_j^{(N)}) \cap A_{\phi, \psi}\}|}{mN} \quad \text{almost surely,}$$

for fixed n (by the Strong Law of Large Numbers). It is important to note that (1.20) holds because $\mathbb{P}(\text{more than one eigenvalue in } B) \rightarrow 0$ as the measure of $B \rightarrow 0$ for any $B \subset \mathbb{U}$.

The link between the properties of butterfly matrices that we establish here and the properties of the eigenvalues of Haar matrices in $U(2^n)$ is the most clear. The following theorem is classical.

Theorem 1.13 ([4]). *A Haar matrix $U^{(N)} \in U(N)$ has a uniform eigenvalue distribution. As $N \rightarrow \infty$ the eigenvalues of $U^{(N)}$ are almost surely uniform. A Haar matrix $Q^{(N)} \in O(N)$ does not have a uniform eigenvalue distribution for finite N , yet it satisfies (1.19).*

Almost sure uniformity follows from the fact that $\mathbb{E} \left[\left| \text{tr} (U^{(N)})^k \right|^2 \right] = k$ [4].

2. HAAR-BUTTERFLY MATRICES

Consider the class of butterfly matrices denoted by $B(2^n)$, $n \geq 1$ and defined recursively by

$$(2.1) \quad \begin{bmatrix} \cos \theta A & \sin \theta A \\ -\sin \theta A & \cos \theta A \end{bmatrix}, \quad 0 \leq \theta \leq 2\pi,$$

where $A \in B(2^{n-1})$ and $B(1) = \{[1]\}$. We claim that $B(2^n)$ is a subgroup of $SO(2^n)$. Indeed, this is clear for $n = 0$. Assuming the claim for $B(2^{n-1})$, let $A, B \in B(2^{n-1})$

$$(2.2) \quad \begin{bmatrix} \cos \theta A & \sin \theta A \\ -\sin \theta A & \cos \theta A \end{bmatrix} \begin{bmatrix} \cos \varphi B & \sin \varphi B \\ -\sin \varphi B & \cos \varphi B \end{bmatrix}$$

$$(2.3) \quad = \begin{bmatrix} AB & 0 \\ 0 & AB \end{bmatrix} \begin{bmatrix} \cos \theta I & \sin \theta I \\ -\sin \theta I & \cos \theta I \end{bmatrix} \begin{bmatrix} \cos \varphi I & \sin \varphi I \\ -\sin \varphi I & \cos \varphi I \end{bmatrix}$$

$$(2.4) \quad = \begin{bmatrix} AB & 0 \\ 0 & AB \end{bmatrix} \begin{bmatrix} \cos(\theta + \varphi)I & \sin(\theta + \varphi)I \\ -\sin(\theta + \varphi)I & \cos(\theta + \varphi)I \end{bmatrix}$$

$$(2.5) \quad = \begin{bmatrix} \cos(\theta + \varphi)AB & \sin(\theta + \varphi)AB \\ -\sin(\theta + \varphi)AB & \cos(\theta + \varphi)AB \end{bmatrix} \in B(2^n).$$

Then taking $\varphi = -\theta$ one can see that an inverse element exists. Therefore $B(2^n)$ is a subgroup of $SO(2^n)$ for every n .

Definition 2.1. Haar-butterfly matrices are simple random butterfly matrices $B_s^{(N)}(\Sigma_R)$ where $\Sigma_R = ((C_j, S_j))_{j \geq 0}$, $C_j = \cos \theta_j I$, $S_j = \sin \theta_j I$ and $(\theta_j)_{j \geq 0}$ are iid uniform on $[0, 2\pi]$.

The name in this definition is justified by the following result.

Proposition 2.1. *The measure induced on $B(2^n)$ by Haar-butterfly matrices coincides with Haar measure on $B(2^n)$.*

Proof. We show left-invariance of the distribution. Let $B \in \mathbb{B}(2^n)$ be a Haar-butterfly matrix and let $B' \in \mathbb{B}(2^n)$ be a butterfly matrix. First, $n = 0$ is clear. Assume the claim for $n - 1$. Then we have

$$(2.6) \quad B'B = \begin{bmatrix} \cos(\theta_{n-1} + \theta)AC & \sin(\theta_{n-1} + \theta)AC \\ -\sin(\theta_{n-1} + \theta)AC & \cos(\theta_{n-1} + \theta)AC \end{bmatrix}$$

where $A \in \mathbb{B}(2^{n-1})$ and C is a Haar-butterfly matrix in $\mathbb{B}(2^{n-1})$. Then $\cos(\theta_{n-1} + \theta) = \cos(\theta_{n-1} + \theta \bmod 2\pi)$ and $\theta_{n-1} + \theta \bmod 2\pi$ has the same distribution as θ_{n-1} and AC is a Haar-butterfly matrix by the inductive hypothesis. It is not necessary, but if one wants to check inner and outer approximation, it follows directly because this is the smooth forward of uniform measure on $[0, 2\pi)^n$, i.e. it is a proper mapping. \square

2.1. Uniformity of eigenvalue distributions. The following simple lemma immediately applies that Haar-butterfly matrices have a uniform eigenvalue distribution.

Lemma 2.2. *Let $A \in \mathbb{O}(N)$ be any orthogonal matrix. Let θ be uniformly distributed on $[0, 2\pi]$ and independent of A , if A is random. Then*

$$(2.7) \quad \hat{A} = \begin{bmatrix} \cos \theta A & \sin \theta A \\ -\sin \theta A & \cos \theta A \end{bmatrix}$$

has a uniform eigenvalue distribution.

Proof. Because this matrix is orthogonal, it suffices to check that the expectation of the trace of every positive power is zero:

$$(2.8) \quad \hat{A}^k = \begin{bmatrix} \cos \theta A & \sin \theta A \\ -\sin \theta A & \cos \theta A \end{bmatrix}^k = \begin{bmatrix} \cos k\theta A^k & \sin k\theta A^k \\ -\sin k\theta A^k & \cos k\theta A^k \end{bmatrix}.$$

From this it directly follows that $\mathbb{E}_\theta \hat{A}^k = 0$, and hence the expectation of the trace vanishes. \square

The eigenvalues of Haar-butterfly matrices are also almost surely uniform.

Theorem 2.3. *The sequence $(Q^{(N)})_{n \geq 1}$, $N = 2^n$, where $Q^{(N)} \sim B_s^{(N)}(\Sigma_{\mathbb{R}})$ has eigenvalues that are almost surely uniform.*

Proof. By Theorem 1.12 and Proposition 2.1 it suffices to estimate the expectation of the trace of powers squared. We have

$$(2.9) \quad \text{tr}(Q^{(N)})^k = 2 \cos k\theta_{n-1} \text{tr}(X)^k, \quad X \sim B_s^{(n-1)}(\Sigma_{\mathbb{R}}),$$

where $\text{tr}(Q^{(N)})^k$ and X are independent. Therefore by first taking an expectation with respect to θ_{n-1}

$$(2.10) \quad \mathbb{E} \left[\left(\text{tr}(Q^{(N)})^k \right)^2 \right] = 2 \mathbb{E} \left[\left(\text{tr}(Q^{(N/2)})^k \right)^2 \right].$$

From this we have

$$(2.11) \quad \frac{1}{2^{2n}} \mathbb{E} \left[\left(\text{tr}(Q^{(N)})^k \right)^2 \right] = \frac{1}{2} \frac{1}{2^{2n-2}} \mathbb{E} \left[\left(\text{tr}(Q^{(n-1)})^k \right)^2 \right],$$

or since $N = 2^n$, $\frac{1}{N^2} \mathbb{E} \left[\left(\text{tr}(Q^{(N)})^k \right)^2 \right] = 2^{-n}$ and the theorem follows from Theorem 1.12. \square

2.2. Joint distribution on the eigenvalues. Another natural question to ask is that of the joint distribution of the eigenvalues. And while the uniformity results might lead one to speculate that the eigenvalues are iid on \mathbb{U} or share a distribution related to the eigenvalues of a Haar matrix, one can see that dimensionality immediately rules this out: $B(2^n)$ is a manifold of dimension n . What is true though, is that n of the eigenvalues of $Q^{(N)} \sim B_s^{(N)}(\Sigma_{\mathbb{R}})$ are iid uniform on \mathbb{U} .

Lemma 2.4. *Let $A \in O(N)$ and $0 \leq \theta < 2\pi$. Then the arguments of the eigenvalues of*

$$(2.12) \quad \hat{A} = \begin{bmatrix} \cos \theta A & \sin \theta A \\ -\sin \theta A & \cos \theta A \end{bmatrix}$$

are given by $(\theta_j \pm \theta)_{j \geq 1}$ where $(\theta_j)_{j \geq 1}$ are the arguments of the eigenvalues of A .

Proof. Consider the characteristic polynomial

$$(2.13) \quad \det(\hat{A} - \lambda I) = \det \begin{bmatrix} \cos \theta A - \lambda I & \sin \theta A \\ -\sin \theta A & \cos \theta A - \lambda I \end{bmatrix} = \det(A^2 - 2\lambda \cos \theta A + \lambda^2 I).$$

Now, let v be an eigenvector for A with eigenvalue λ_1 . Then

$$(2.14) \quad (A^2 - 2\lambda \cos \theta A + \lambda^2 I)v = (\lambda_1^2 - 2\lambda \cos \theta \lambda_1 + \lambda^2)v = 0$$

if $\lambda = e^{\pm i\theta} \lambda_1$. This establishes the lemma. \square

This shows that the eigenvalues of $Q^{(N)} \sim B_s^{(N)}(\Sigma_{\mathbb{R}})$ are given by

$$(2.15) \quad \exp(i(\pm\theta_0 \pm \theta_2 \pm \cdots \pm \theta_{n-1})),$$

for all possible 2^n choices of signs where $(\theta_j)_{j \geq 0}$ are iid uniform on $[0, 2\pi]$ and coincide with the angles in the definition of $\Sigma_{\mathbb{R}}$. Such a formula arises in the analysis of the independence of Rademacher functions [8, Chapter 1].

We pick a canonical set of angles $\hat{\theta}_0 = \sum_j \theta_j$

$$(2.16) \quad \hat{\theta}_j = \hat{\theta}_0 - 2\theta_j, \quad j \geq 1.$$

Then define $x_j = \cos \hat{\theta}_j$. It follows that the joint density of these variables $\rho(x_0, \dots, x_{n-1})$ is given by

$$(2.17) \quad \rho(x_0, \dots, x_{n-1}) = \frac{1}{\pi^n} \prod_{j=0}^{n-1} \frac{1}{\sqrt{1-x_j^2}} \mathbb{1}_{(-1,1)}(x_j).$$

It is convenient to use the x_j variables because each x_j corresponds to two eigenvalues $\pm\theta_j = \pm \cos^{-1} x_j$. The remaining eigenvalues are determined directly from the x_j 's. This demonstrates a clear departure from Haar measure on $O(N)$ where the probability of two eigenvalues being close is much smaller [5].

2.3. Failure of a Central Limit Theorem for linear statistics. For Haar matrices $U^{(N)} \in U(N)$, from [3, 4], it follows that $\mathbb{E}_{U^{(N)}} [\text{tr}(U^{(N)})^k] = 0$ and

$\mathbb{E} \left[\left| \text{tr} (U^{(N)})^k \right|^2 \right] = k$. And thus it is natural to ask about convergence of

$$(2.18) \quad \frac{\text{tr}(U^{(N)})^k - \mathbb{E} \left[\text{tr} (U^{(N)})^k \right]}{\sqrt{\text{Var} (\text{tr}(U^{(N)})^k)}} = \frac{\text{tr}(U^{(N)})^k}{\sqrt{k}} \quad \text{as } N = 2^n \rightarrow \infty.$$

Indeed, it follows that this converges to a standard (complex) normal random variable [3]. One can then ask about convergence of *linear statistics*:

$$(2.19) \quad \sum_k a_k \text{tr}(U^{(N)})^k.$$

These statistics can also be shown to converge, after appropriate scaling, to normal distributions [3]. This is called the central limit theorem (CLT) for linear statistics. We now demonstrate that this fails to hold for Haar-butterfly matrices.

Let $Q^{(N)}$ be a Haar-butterfly matrix. One can immediately notice that Haar-butterfly matrices are different via the relation

$$(2.20) \quad \mathbb{E} \left[\left(\text{tr} (Q^{(N)})^k \right)^2 \right] = N, \quad N = 2^n.$$

Less cancellation forces this to grow, compared to $U^{(N)}$. We now examine the convergence of

$$(2.21) \quad \frac{\left(\text{tr} (Q^{(N)})^k \right)^2}{N} \quad \text{as } N = 2^n \rightarrow \infty,$$

which would have to converge to a chi-squared distribution if a CLT holds. Simple considerations demonstrate that this is a martingale with respect to the sequence $(\theta_j)_{j=0}^\infty$ by considering (2.9) and basically following (2.11)

$$(2.22) \quad \frac{1}{N} \mathbb{E}_{\theta_{n-1}} \left(\text{tr} (Q^{(N)})^k \right)^2 = \frac{2}{N} \left(\text{tr} (Q^{(N/2)})^k \right)^2$$

This also easily follows from the relation $(Q^{(N)})^k = N \prod_{j=0}^{n-1} \cos k\theta_j$. Motivated by this formula, we apply the Strong Law of Large Numbers to

$$(2.23) \quad \log \frac{\left(\text{tr} (Q^{(N)})^k \right)^2}{N} = \sum_{j=0}^{n-1} \log \cos^2 k\theta_j + n \log 2.$$

Then, using $\int_0^{2\pi} \log \cos^2 k\theta \frac{d\theta}{2\pi} = -2 \log 2$, we have that as $n \rightarrow \infty$

$$(2.24) \quad \frac{1}{n} \sum_{j=0}^{n-1} \log \cos^2 k\theta_j \rightarrow -2 \log 2 \quad \text{a.s.},$$

$$(2.25) \quad \frac{1}{n} \log \frac{\left(\text{tr} (Q^{(N)})^k \right)^2}{N} \rightarrow -\log 2 \quad \text{a.s.}$$

Therefore (2.21) tends to zero almost surely, and a CLT for linear statistics does not hold.

We note that if the eigenvalues of an orthogonal matrix $O^{(N)}$ satisfy $\lambda_j = e^{i\theta_j}$ for $j = 1, 2, \dots, N$, where (θ_j) are iid on $[0, 2\pi)$, then (2.21) will converge to a non-trivial distribution. So we see that (2.21) is small in the case of Haar matrices (its

$o(1)$), large for iid eigenvalues (it converges in distribution) and it sits somewhere between for Haar-butterfly matrices. So, this matrix is in this sense “less random” than $U^{(N)}$ more random than $O^{(N)}$. This is an indication it might be more effective at randomizing a linear system into a generic state than $O^{(N)}$.

3. ANOTHER CLASS OF RANDOM BUTTERFLY MATRICES

Now consider the random butterfly matrices (no longer simple) defined by $B^{(N)}(\Sigma_{\mathbb{R}})$:

$$(3.1) \quad Q^{(N)} = \begin{bmatrix} \cos \theta_{n-1} A & \sin \theta_{n-1} B \\ -\sin \theta_{n-1} A & \cos \theta_{n-1} B \end{bmatrix},$$

where $A, B \sim B^{(N/2)}(\Sigma_{\mathbb{R}})$ are independent. We refer to these as *non-simple* butterfly matrices. There is also no longer a natural group structure, but “more randomness” has been injected into the matrix.

3.1. Uniformity of the eigenvalue distributions. To analyze the distribution of the entries of a $B^{(N)}(\Sigma_{\mathbb{R}})$ matrix, we think of it as a $2^{n-1} \times 2^{n-1}$ matrix of 2×2 blocks. The block at location (i, j) is of the form

$$(3.2) \quad \pm \left(\prod_{i=1}^m \cos \theta_j^{(i,j)} \right) \left(\prod_{j=m}^n \sin \theta_j^{(i,j)} \right) R(\theta_0^{(j)}), \quad R(\theta) := \begin{bmatrix} \cos \theta & \sin \theta \\ -\sin \theta & \cos \theta \end{bmatrix},$$

for some $1 \leq m \leq n$. In other words, each 2×2 block of the matrix is a product of sines and cosines that depend on both (i, j) , multiplied by a rotation matrix that depends only on j . We use the notation

$$(3.3) \quad c_{i,j}^{(n)} = c_{i,j} = \pm \left(\prod_{j=1}^m \cos \theta_j^{(i,j)} \right) \left(\prod_{j=m}^n \sin \theta_j^{(i,j)} \right).$$

From this representation, we immediately obtain the following.

Lemma 3.1. *Assume $Q^{(N)} \sim B^{(N)}(\Sigma_{\mathbb{R}})$ then $\mathbb{E}(Q^{(N)})^k = 0$ for every k , and hence the eigenvalues of $Q^{(N)}$ are uniform.*

Proof. The (i, j) 2×2 block of $(Q^{(N)})^k$ is given by

$$(3.4) \quad (Q^{(N)})_{ij}^k = \sum_{1 \leq j_1, j_2, \dots, j_{k-1} \leq 2^{n-1}} c_{j, j_1} c_{j_1, j_2} \cdots c_{i, j_{k-1}} R \left(\theta_0^{(j)} + \sum_{\ell=1}^{k-1} \theta_0^{(j_\ell)} \right),$$

where the sum is over all points $(j_1, j_2, \dots, j_{k-1}) \in \{1, 2, \dots, 2^{n-1}\}^{k-1}$. By the construction of $B^{(N)}(\Sigma_{\mathbb{R}})$ the $\theta_0^{(j)}$ variables are independent of $\theta_j^{(k, \ell)}$ for every choice of j, k, ℓ . And so we take the expectation over the $\theta_0^{(j)}$ variables first to find

$$(3.5) \quad \mathbb{E}_{\theta_0^{(j)}} (Q^{(N)})_{ij}^k = 0,$$

since

$$(3.6) \quad \mathbb{E}_{\theta_0^{(j)}} R \left(\theta_0^{(j)} + \sum_{\ell=1}^{k-1} \theta_0^{(j_\ell)} \right) = 0.$$

□

Because these matrices do not give a significant performance difference over the Haar-butterfly matrices in Section 4, we do not pursue their properties further.

4. NUMERICAL EXPERIMENTS

We now test classes of matrices by measuring their ability to truly randomize matrix $A \in \mathbb{R}^{N \times M}$, $N \gg M$. For such a matrix A , assuming it is of full rank, define its QR factorization $A = QR$, $Q \in \mathbb{R}^{N \times M}$, $R \in \mathbb{R}^{M \times M}$ where R is upper triangular with positive diagonal entries and Q has orthonormal columns. The coherence of A is defined by

$$(4.1) \quad \text{coh}(A) := \max_{1 \leq j \leq N} \|e_j^T Q\|_2^2, \quad A = QR,$$

where $(e_j)_{j=1}^M$ is the standard basis for \mathbb{R}^M . The range of coherence is easily seen to be $[M/N, 1]$ (see [7], for example). One use of coherence is the following. If A has small coherence, $N \gg M$, then when solving $Ax = b$ randomly selecting a subset of the rows gives a good approximation of the least-squares solution. If the coherence is high, such an approximation can fail to hold. As outlined in the introduction, to randomize a linear system take $Ax = b$, randomize it with a orthogonal (or unitary) matrix Ω : $\Omega Ax = \Omega b$. Then the hope is that ΩA has smaller coherence than A and by subsampling rows one can easily approximate the least-squares solution. Indeed, in the *Blendenpik* algorithm [1], this procedure is used to generate a preconditioner for the linear system, not just an approximate solution. We call this *randomized coherence reduction*. We examine the ability of the following matrices to achieve this:

- (1) Haar-butterfly DCT (HBDCT): $\Omega = Q_{\text{DCT}} Q^{(N)}$ where Q_{DCT} is the Discrete Cosine Transform (DCT) matrix and $Q^{(N)}$ is a Haar-butterfly matrix
- (2) RBM DCT (RBDCT): $\Omega = Q_{\text{DCT}} Q^{(N)}$ where Q_{DCT} is the Discrete Cosine Transform (DCT) matrix and $Q^{(N)} \sim B^{(N)}(\Sigma_{\mathbb{R}})$ as given in (3.1).
- (3) Random DCT (RDCT): $\Omega = Q_{\text{DCT}} D$ where D is a diagonal matrix with ± 1 on the diagonal (independent, $\mathbb{P}(D_{jj} = \pm 1) = 1/2$). This was considered in [1].
- (4) Haar matrix: Ω is a Haar matrix on $O(N)$.

We try to reduce the coherence of the following matrices $A = (a_{ij})_{1 \leq i \leq N, 1 \leq j \leq M}$.

- (1) **randn**: a_{11} and a_{ij} , $1 \leq i \leq N$, $2 \leq j \leq M$ are iid standard normal random variables and $a_{j1} = 0$ for $j > 1$. This matrix was considered in [1] and $\text{coh}(A) = 1$ a.s..
- (2) **hilbert**: $a_{ij} = 1/(i + j - 1)$. Simple numerical experiments demonstrate that $\text{coh}(A) \rightarrow 1$ as $N, M \rightarrow \infty$, rapidly. This is a classical example of an ill-conditioned matrix.

4.1. hilbert matrices. In Table 1 we present the sample means of the coherence of the matrix ΩA where A is the **hilbert** matrix and Ω is one the four choices of random orthogonal matrices detailed above in this section. In Table 2 we give the standard deviations. Because of the computational cost, we only give sample means and standard deviations for Haar matrix for $n \leq 12$. It is notable that the HBDCT outperforms the RDCT. In Figures 2 and 3 we plot the histograms for the coherence.

4.2. randn matrices. In Table 3 we present the sample means of the coherence of the matrix ΩA where A is the **randn** matrix and Ω is one the four choices of random orthogonal matrices. Similarly, in Table 4 we give the standard deviations. As before, because of the computational cost, we only give sample means and

n	9	10	11	12	13	14	15	16	17
HBDCT	0.900	0.826	0.752	0.695	0.686	0.725	0.793	0.860	0.912
RBDCT	0.887	0.810	0.733	0.675	0.668	0.713	0.787	0.857	0.911
RDCT	0.916	0.857	0.786	0.737	0.746	0.812	0.877	0.927	0.957
Haar	0.281	0.147	0.076	0.039	–	–	–	–	–

TABLE 1. Sample means for the coherence of ΩA where $A \in \mathbb{R}^{2^n \times M}$ is the `hilbert` matrix when $M = 100$. Random butterfly matrices give a small improvement when compared to the Random DCT. But the Haar matrix gives a clear improvement over the others. There is minimal difference between matrices from $B_s^{(N)}(\Sigma_R)$ and $B^{(N)}(\Sigma_R)$.

n	9	10	11	12	13	14	15	16	17
HBDCT	0.037	0.057	0.071	0.079	0.081	0.084	0.08	0.067	0.049
RBDCT	0.042	0.061	0.074	0.079	0.081	0.083	0.079	0.065	0.048
RDCT	0.034	0.05	0.062	0.069	0.071	0.061	0.045	0.03	0.019
Haar	0.033	0.021	0.015	0.012	–	–	–	–	–

TABLE 2. Sample standard deviations for the coherence of ΩA where $A \in \mathbb{R}^{2^n \times M}$ is the `hilbert` matrix when $M = 100$. Random butterfly matrices have slightly larger standard deviations when compared to the Random DCT. But the Haar matrix gives a clear improvement over the others. There is minimal difference between matrices from $B_s^{(N)}(\Sigma_R)$ and $B^{(N)}(\Sigma_R)$.

standard deviations for Haar matrix for $n \leq 12$. This is similar to the experiment performed in [1], where the random DCT performs very well. In Figure 4 we plot the histograms for the coherence. We see that butterfly matrices do not perform better than the random DCT. Future work will be in the direction of understanding this at a deeper level.

n	9	10	11	12	13	14	15	16	17
HBDCT	0.285	0.156	0.088	0.051	0.031	0.019	0.012	0.008	0.005
RBDCT	0.285	0.157	0.088	0.051	0.031	0.019	0.012	0.008	0.005
RDCT	0.277	0.145	0.075	0.039	0.02	0.01	0.005	0.003	0.001
Haar	0.277	0.145	0.075	0.039	–	–	–	–	–

TABLE 3. Sample means for the coherence of ΩA where $A \in \mathbb{R}^{2^n \times M}$ is the `randn` matrix when $M = 100$. Random butterfly matrices do not give an improvement when compared to the Random DCT. Surprisingly, Haar matrices and the random DCT give similar performance.

5. COMPUTATIONAL METHODS

In this section we give `Julia` code to efficiently multiply the discussed random matrices. We also discuss the complexity of these algorithms.

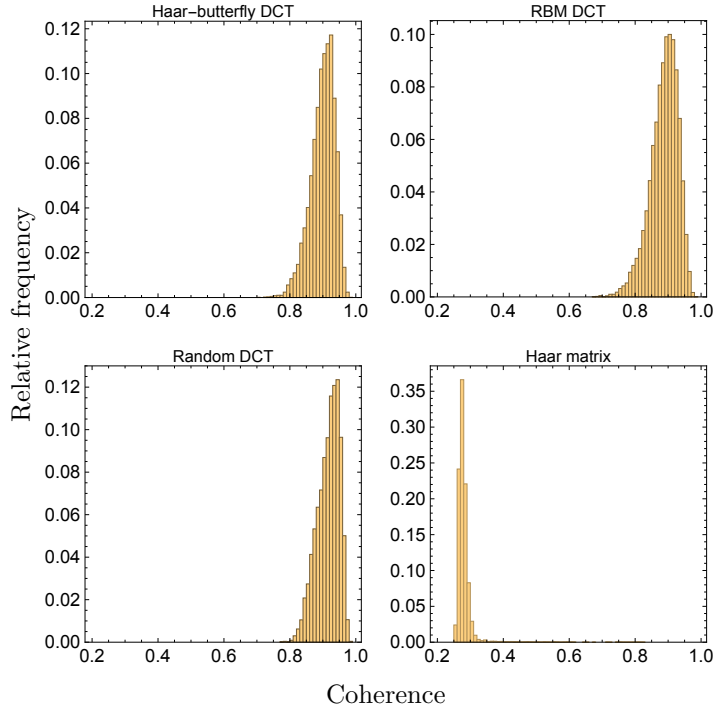


FIGURE 2. Histograms for the coherence of ΩA when $A \in \mathbb{R}^{2^n \times M}$ when A is the `hilbert` matrix and $n = 9$, $M = 100$ with 10,000 samples. The Haar matrices out-perform the other random orthogonal matrices but are computationally prohibitive to use in practice.

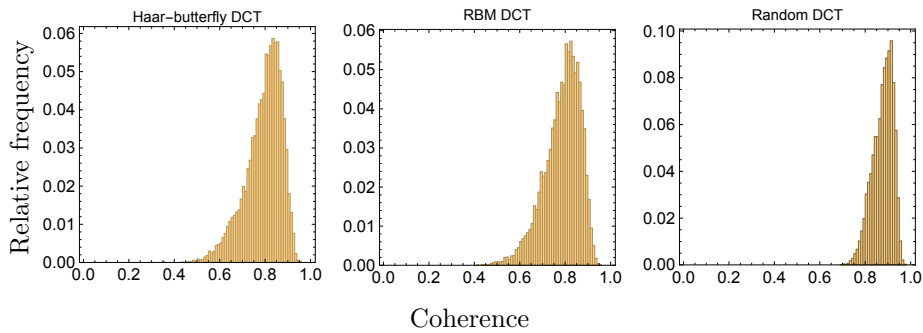


FIGURE 3. Histograms for the coherence of ΩA when $A \in \mathbb{R}^{2^n \times M}$ when A is the `hilbert` matrix and $n = 15$, $M = 100$ with 10,000 samples. The random butterfly matrices out-perform the random DCT.

5.1. Computing multiplication by a Haar matrix on $O(N)$. It is well-known that a Haar matrix on $O(N)$ can be sampled by computing the QR factorization of an $N \times N$ matrix of iid standard normal random variables requiring $O(N^3)$ operations. But if one wants to multiply a sampled Haar matrix and a vector,

n	9	10	11	12	13	14	15	16	17
HBDCT	0.022	0.022	0.02	0.016	0.012	0.009	0.007	0.005	0.004
RBDCT	0.023	0.022	0.02	0.017	0.012	0.01	0.007	0.005	0.004
RDCT	0.011	0.006	0.003	0.001	0.001	0.0	0.0	0.0	0.0
Haar	0.011	0.006	0.003	0.001	–	–	–	–	–

TABLE 4. Sample standard deviations for the coherence of ΩA where A is the `randn` matrix when $M = 100$. Again, random butterfly matrices do not give an improvement when compared to the Random DCT. Surprisingly, Haar matrices and the random DCT give similar performance — a very small standard deviations.

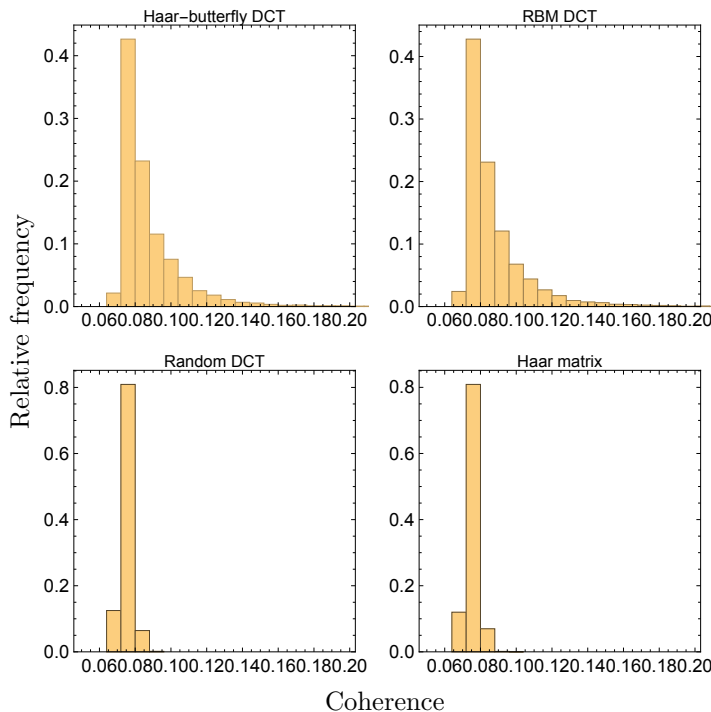


FIGURE 4. Histograms for the coherence of ΩA when $A \in \mathbb{R}^{2^n \times M}$ when A is the `randn` matrix and $n = 11$, $M = 100$ with 10,000 samples. The Haar matrices and random DCT matrices perform similarly.

the matrix does not need to be constructed and the complexity can be reduced to $O(N^2)$ operations [14]. We discuss the approach briefly and give `Julia` code. Given a non-trivial vector $u \in \mathbb{R}^L$, $1 < L \leq N$ define the Householder reflection matrix⁵

$$(5.1) \quad H(u) := \begin{bmatrix} I_{(N-L) \times (N-L)} & 0 \\ 0 & I_{L \times L} - 2vv^T \end{bmatrix}, \quad v = \frac{u - \|u\|_2 e_1}{\|u - \|u\|_2 e_1\|_2}.$$

⁵Classically, one usually uses $u \pm \|u\|_2 e_1$ to maximize numerical stability but in our random setting this will not (with high probability) be a numerical issue.

If $M = 1$ then $H(u) := \text{diag}(1, 1, \dots, 1, \text{sign}(u))$. Let u_1, u_2, \dots, u_N be iid random vectors with standard normal entries. Further, suppose that $u_j \in \mathbb{R}^{N-j+1}$. Then the matrix

$$(5.2) \quad H(u_N)H(u_{N-1}) \cdots H(u_1)$$

is a Haar matrix. From a computational point of view, $H(u_j)$ requires $O(N-j)$ operations to apply to a vector, so that the product requires only $O(N^2)$ operations to apply to a vector, down from the $O(N^3)$, that is required for the QR factorization approach. To sample an entire Haar matrix one can simply call `haar0(eye(N))`.

```
function house!(v::Vector, A::Array)
    n = length(v)
    u = v/(norm(v)/sqrt(2))
    A[end-n+1:end, :] = A[end-n+1:end, :] -
    u*(u'*A[end-n+1:end, :])
end

function haar0(A::Array)
    m = size(A)[1]
    B = A
    for i = 1:m-1
        v = randn(m+1-i)
        v[1] = v[1] - norm(v)
        house!(v, B)
    end
    B[end, :] = sign(randn())*B[end, :]
    B
end
```

5.2. Computing multiplication by a Haar-butterfly matrix. The function `haar_rbm(v)` below applies a Haar-butterfly matrix to the vector v . This is done recursively in the following implementation.

```
f = n -> 2*pi*rand(n)

function haar_rbm(t::Vector, v::Array)
    if length(t) == 0
        return v
    end
    n = size(v)[1]
    m = Int(n/2)
    v1 = haar_rbm(t[1:end-1], v[1:m, :])
    v2 = haar_rbm(t[1:end-1], v[m+1:end, :])
    c = cos(t[end])
    s = sin(t[end])
    return vcat(c*v1+s*v2, -s*v1+c*v2)
end

function haar_rbm(v::Array)
```



```

n = Int(log(2, size(v)[1]))
return haar_rbm(f(n), v)
end

```

If one wants to invert the transformation, the angles θ_j can be saved as the following code illustrates.

```

julia> n = 5; v = ones(Float64, 2^n); t = f(n); norm(v)
5.656854249492381

julia> hatv = haar_rbm(t, v); norm(hatv)
5.6568542494923815

julia> norm(v - haar_rbm(-t, hatv))
2.462593796972316e-15

```

If the entire matrix is to be constructed, one can just call `haar_rbm(eye(2^n))`. To compute the number of operations (we concentrate on multiplications). Let O_n denote the number of multiplications it requires to apply this algorithm to a 2^n -dimensional vector. Then O_n satisfies

$$(5.3) \quad O_n = 2O_{n-1} + 2^n, \quad O_0 = 0.$$

It is straightforward to verify that

$$(5.4) \quad O_n = n2^{n+1} = 2N \log_2 N.$$

The following code implements subsampled Haar-butterfly matrix multiplication. Given k , divide a vector $w \in \mathbb{R}^{2^n}$ into 2^j vectors w_ℓ , $\ell = 1, 2, \dots, 2^k$ of size $M = 2^{n-k}$. For a Haar-butterfly matrix $Q^{(N)}$, $N = 2^n$, $w = Q^{(N)}v$, the function `harr_rbm(t, v, k, j)` returns w_ℓ such that $j \in [(\ell - 1)2^{n-k} + 1, \ell 2^{n-k}]$. In other words, it returns the vector w_ℓ that contains the entry j of w .

```

function haar_rbm(t::Vector, v::Array, j::Int, k::Int)
    if k == 0
        return haar_rbm(t, v)
    end
    if length(t) == 0
        return v
    end
    n = size(v)[1]
    m = Int(n/2)
    c = cos(t[end])
    s = sin(t[end])
    if j > m
        v1 = haar_rbm(t[1:end-1], v[1:m, :], j-m, k-1)
        v2 = haar_rbm(t[1:end-1], v[m+1:end, :], j-m, k-1)
        return -s*v1+c*v2
    else
        v1 = haar_rbm(t[1:end-1], v[1:m, :], j, k-1)
        v2 = haar_rbm(t[1:end-1], v[m+1:end, :], j, k-1)
        return c*v1+s*v2
    end
end

```

```
end
```

The code is demonstrated here. A small speedup is realized.

```
julia> n = 15; N = 2^n; t = f(n); v = ones(Float64,N);
j = 1; k = 13;

julia> @btime c1 = haar_rbm(t,v,j,k); #Subsampled
22.499 ms (581635 allocations: 39.27 MiB)

julia> m = 2^(n-k);
@btime c2 = haar_rbm(t,v)[1+(j-1)*m:j*m]; #Original
29.692 ms (655603 allocations: 55.44 MiB)

julia> norm(c1-c2)
0.0
```

Given n and $0 \leq k \leq n$ we compute $O_{n,k}$ which is the number of multiplications required to apply a subsampled Haar-butterfly matrix to a vector with 2^n entries. If $k = 0$ we see that $O_{n,0} = O_n$ (the un-sampled version). With n fixed, we find the following recursion

$$(5.5) \quad O_{n,k} = 2O_{n-1,k+1} + 2^{n-k+1}, \quad n = k, k+1, \dots$$

From this it follows

$$(5.6) \quad O_{n,k} = 2^n \left(2(n-k) + \sum_{\ell=0}^{k-1} 2^{-\ell} \right) \leq 2^{n+1}(n-k+1) = 2N(\log_2 M + 1).$$

5.3. Computing multiplication by a non-simple random butterfly matrix.

For the non-simple random butterfly matrices, in this implementation, we do not keep track of the sampled random variables which would allow inversion.

```
function rbm(v::Array)
    n = size(v)[1]
    if n == 1
        return v
    end
    m = Int(n/2)
    t = 2*pi*rand()
    v1 = rbm(v[1:m,:])
    v2 = rbm(v[m+1:end,:])
    c = cos(t)
    s = sin(t)
    return vcat(c*v1+s*v2, -s*v1+c*v2)
end
```

The code is demonstrated here.

```
julia> n = 5; v = ones(Float64,2^n); norm(v)
5.656854249492381

julia> norm(rbm(v))
```

Distribution on $U(N)$	$\text{Var}(\text{tr}(U^{(N)})^k)$	Convergence of $\frac{\text{tr}(U^{(N)})^k - \mathbb{E}[\text{tr}(U^{(N)})^k]}{\sqrt{\text{Var}(\text{tr}(U^{(N)})^k)}}$
Haar measure on $U(N)$	k	in distribution to complex standard normal
Haar-butterfly distribution	N	almost surely to zero
iid eigenvalues ⁶	N	in distribution to complex standard normal

TABLE 5. A summary of the statistical behavior of Haar-butterfly matrices compared to other well-known distributions on orthogonal/unitary matrices. Haar-butterfly matrices share the same variance as those with iid while only requiring $\log_2 N$ random variables in their construction.

```
5.65685424949238
```

```
julia> norm(rbm(v)-v)
7.184366533253482
```

6. CONCLUSION

When one is tasked with randomizing a linear system to force it into its “most generic” state, the theoretical choice is to multiply the matrix by a matrix distributed according to Haar measure on the unitary (or orthogonal) group. But this is computationally prohibitive. The butterfly matrices give an alternative, requiring only $O(N \log N)$ operations for a matrix-vector product. The theory we have developed suggests that the Haar-butterfly matrices and the non-simple butterfly matrices mimic Haar matrices better in some respects than matrices with iid eigenvalues. We summarize the theoretical distinction in the Table 5.

The numerical results in Section 4 demonstrate that random butterfly matrices mimic Haar matrices in other respects. The Haar-butterfly matrices work almost as well as the randomized DCT (RDCT) when trying to minimize the coherence for the `randn` matrix and out-perform the RDCT for the `hilbert` matrix. Both the RDCT and the Haar-butterfly matrices are out-performed by Haar measure on $O(N)$, which we again must note, is computationally prohibitive in most settings.

We have presented theory and numerics to show how the random butterfly matrices sit in relation to other classes of random orthogonal/unitary matrices. And while there is no obvious link between the established theoretical properties of Haar-butterfly matrices and their performance in practice, the numerical results are quite suggestive. Further work will be in the direction of making this link more concrete.

REFERENCES

1. H Avron, P Maymounkov, and S Toledo, *Blendenpik: Supercharging LAPACK's Least-Squares Solver*, SIAM Journal on Scientific Computing **32** (2010), no. 3, 1217–1236.
2. C Boutsidis and A Gittens, *Improved Matrix Algorithms via the Subsampled Randomized Hadamard Transform*, SIAM Journal on Matrix Analysis and Applications **34** (2013), no. 3, 1301–1340.
3. P Diaconis and S N Evans, *Linear functionals of eigenvalues of random matrices*, Transactions of the American Mathematical Society **353** (2001), no. 07, 2615–2634.
4. P Diaconis and M Shahshahani, *On the Eigenvalues of Random Matrices*, Journal of Applied Probability **31** (1994), no. 1994, 49.
5. P Forrester, *Log-gases and random matrices*, Princeton University Press, 2010.
6. N Halko, P G Martinsson, and J A Tropp, *Finding Structure with Randomness: Probabilistic Algorithms for Constructing Approximate Matrix Decompositions*, SIAM Review **53** (2011), no. 2, 217–288.
7. I C F Ipsen and T Wentworth, *The Effect of Coherence on Sampling from Matrices with Orthonormal Columns, and Preconditioned Least Squares Problems*, SIAM Journal on Matrix Analysis and Applications **35** (2014), no. 4, 1490–1520.
8. M Kac, *Statistical Independence in Probability, Analysis and Number Theory*, Mathematical Association of America, Washington D.C., 1959.
9. G Lerman and T Maunu, *Fast algorithm for robust subspace recovery*, (2014).
10. E Liberty, F Woolfe, P-G Martinsson, V Rokhlin, and M Tygert, *Randomized algorithms for the low-rank approximation of matrices.*, Proceedings of the National Academy of Sciences of the United States of America **104** (2007), no. 51, 20167–72.
11. F Mezzadri, *How to generate random matrices from the classical compact groups*, Notices of the AMS **54** (2006), 592–604.
12. L Nachbin, *The Haar integral*, R.E. Krieger Pub. Co, 1976.
13. D S Parker, *Random Butterfly Transformations with Applications in Computational Linear Algebra*, Tech. report, UCLA, 1995.
14. G W Stewart, *The efficient generation of random orthogonal matrices with an application to condition estimators*, SIAM Journal on Numerical Analysis (1980).
15. J A Tropp, *Improved analysis of the subsampled randomized Hadamard transform*, Advances in Adaptive Data Analysis **03** (2011), no. 01n02, 115–126.
16. Charles Van Loan, *Computational Frameworks for the Fast Fourier Transform*, Society for Industrial and Applied Mathematics, jan 1992.
17. A Weil, *L'intégration dans les groupes topologiques et ses applications*, Paris, Hermann, Paris, 1951.

DEPARTMENT OF MATHEMATICS, UNIVERSITY OF CALIFORNIA, IRVINE
E-mail address: `ttrogdon@math.uci.edu`