

Zero-rating of Content and its Effect on the Quality of Service in the Internet

Manjesh K. Hanawal, Fehmina Malik and Yezekael Hayel

Abstract—The ongoing net neutrality debate has generated a lot of heated discussions on whether or not monetary interactions should be regulated between content and access providers. Among the several topics discussed, ‘differential pricing’ has recently received attention due to ‘zero-rating’ platforms proposed by some service providers. In the differential pricing scheme, Internet Service Providers (ISPs) can exempt data access charges for on content from certain CPs (zero-rated) while no exemption is on content from other CPs. This allows the possibility for Content Providers (CPs) to make ‘sponsorship’ agreements to zero-rate their content and attract more user traffic. In this paper, we study the effect of differential pricing on various players in the Internet. We first consider a model with a monopolistic ISP and multiple CPs where users select CPs based on the quality of service (QoS) and data access charges. We show that in a differential pricing regime 1) a CP offering low QoS can make have higher surplus than a CP offering better QoS through sponsorships. 2) Overall QoS (mean delay) for end users can degrade under differential pricing schemes. In the oligopolistic market with multiple ISPs, users tend to select the ISP with lowest ISP resulting in same type of conclusions as in the monopolistic market. We then study how differential pricing effects the revenue of ISPs.

I. INTRODUCTION

The term ‘network neutrality’ generally refers to the principle that Internet Service Providers (ISPs) must treat all Internet traffic of a particular class on an equal basis, without regard to the type, origin, or destination of the content or the means of its transmission. What it implies is that all points in a network should be treated equally without any discrimination on speed, quality or price. Some of those features have made internet to grow at such a fast rate. Any practice of blocking, throttling, preferential treatment, discriminatory tariffs of content or applications is treated as non-neutral behavior. In this paper we study non-neutral behavior related to discriminatory access prices – the price ISP charges the end users to provide access to the CPs.

In recent years, with the growing popularity of data intensive services, e.g., online video streaming and cloud-based applications, Internet traffic has been growing more than 50% per year [1], causing serious network congestions, especially in wireless networks which are bandwidth constrained. To sustain such rapid traffic growth and enhance user experiences, ISPs need to upgrade their network infrastructures and expand capacities. However, the revenues from end-users are often not enough to recoup the corresponding costs and ISPs are looking

at other methods for revenue generation. Some methods being adopted are moving away from flat rate pricing to volume based pricing [4], especially by the wireless ISPs. On the other hand, CPs that work on different revenue models (mainly advertisements driven) are seeing growth in revenues [2] due to higher traffic. Pointing to this disparity, some ISPs have proposed that CPs return the benefit of value chain by sharing their revenues with them. In [3], the author describes evolution of the pricing structure on the Internet along the different relationships between CPs, ISPs and end users. It is observed that: “the network neutrality issue is really about economics rather than freedom or promoting/stifling innovation.”

While ISPs earnings depend on the total volume of traffic that flows through their networks (under volume based pricing), CPs revenue often depends on what fraction of that is directed to it. Also, as noted in [3], there is a lot of competition on the content side of the Internet, but not enough at the last mile ISPs as most of times it is a monopolistic market. To increase their share of traffic, many CPs are exploring various smart data pricing (SDP) schemes [5] and also exploring favors from ISPs so that they stand out in the competition. Some CPs prefer that ISPs incentivise the end users to access their content more either by giving higher priority to its content or exempting access charges on it. In turn, CPs can share the gains with the ISPs. This looks like an attractive proposition for ISPs who anyway wants CPs to share their revenue with them. Among the various models for monetary interactions, zero-rating has found traction.

In zero-rating, an ISP and CPs enter into sponsorship agreement such that the ISP subsidizes data traffic charges (or access price) applicable on the content accessed from the CPs. The CPs compensate the ISP either by repaying the subsidy amount or offer free advertisement services. In return, sponsoring CPs hope to get more traffic and earn higher advertisement revenues. The article [6] describes an economic mechanism based on subsidization of usage-based access cost of users by the CPs. The author argue that this induces an improvement of the revenue of the ISP and thus strengthen the investment incentives. Zero-rating of content has no effect on the end users under flat-rate pricing models. However it affects their decisions under volume based subscription where they are charged based on the amount of traffic they consume. We thus focus on volume based pricing models which is predominantly followed (or being planned) by the wireless ISPs.

Differential pricing schemes, and in particular zero-rating methods, are non-neutral as it allows ISPs to discriminate content based on its origin. Net neutrality advocates argue that differential pricing hinders innovations at the CPs as

Manjesh K. Hanawal and Fehmina Malik are with IEOR, IIT Bombay, India. E-mail: {mhanawal, fmalik}@iitb.ac.in.

Yezekael Hayel is with LIA/CERI, University of Avignon, France. E-mail: yezekael.hayel@univ-avignon.fr

new entrants cannot afford to get their content zero-rated and will be left out in the competition. Those favoring differential pricing argue that it helps more users connect to the Internet, especially in the developing countries where Internet penetration is still low. Some of zero-rated platforms like BingeOn by T-Mobile, FreeBee by Verizon, and Free Basics by Facebook are accused of violating net neutrality principles and are under scrutiny. The issue of differential pricing is now a part of consultations launched by several regulatory authorities including the FCC, European Commission, CRTC [7], [8] seeking public and stake holders' opinion. Differential pricing is banned in Chile and The Netherlands with India being the latest to do so [9], [10].

Zero-rating is a SDP scheme through which CPs aim to attract more user traffic. However, pricing schemes alone do not guarantee higher traffic as quality of service (QoS) also matters for users. While QoS experienced at CPs depends on long term planning and investment in the service capacities of their facilities, pricing strategies can be based on short term planning and constitute running costs. The CPs can tradeoff between long term and running costs to maximize their revenues. Our aim in this paper is to understand how zero-rating schemes affect revenues of CPs and QoS experienced by the users. Specifically, we ask if a CP offering lower QoS can earn more revenue than CPs offering higher QoS through differential pricing? And, can QoS experienced by users under differential schemes degrade compared to the case where it is not allowed (neutral regime).

As no market data is available for an empirical study of the effect of differential pricing, we take an analytical approach and model the scenario as follows: we consider a single ISP connecting users to a set of CPs that offer same/similar content. Users' decision to select a CP depends on the QoS and access price for the content at that CP. The users constitute mobile devices or any internet enabled devices that generate requests to access content from the CPs. The requests are assumed to be generated according to a Poisson process. We consider a hierarchical game where ISP act as a leader and sets access price. The CPs then negotiate with the ISP and competitively decide what fraction of access prices they will sponsor (or subsidize) such that their utility, defined as the difference between the average revenues earned from the user traffic and the amount they have to pay to the ISP, is maximized. Finally, knowing CPs decisions users compete and select CPs such that their cost, defined as the sum of mean delay and the corresponding access price, is minimized. We analyze the hierarchical game via a backward induction technique.

Our analysis reveals that answers to both previous questions can be positive. We identify the regimes where differential pricing schemes lead to unfair distribution of revenues among CPs and users QoS experience degrades. However, if access price set by ISPs are regulated, both the unfavorable scenarios can be avoided.

The rest of the paper is organized as follows: In Section II, we discuss the model and settings of the hierarchical game. We begin with equilibrium behavior of the users in Section III and study mean delay experienced by them in Section IV. In

section V, we study the preference of CPs for the differential pricing and demonstrate that the game need not have Nash equilibria. In Section VI, we consider the exogenous demand and study its effect on the CPs' behavior. In Section VII, we analyze the game where CPs decisions are restricted to either fully sponsor the access price or do not sponsor at all. We study the resulting monetary gain for the ISP at equilibrium in Section VIII. We extend our analysis to include multiple ISPs in Section IX. Finally, we discuss regulatory implications of our analysis and future extensions in Section X.

A. Literature review

There is a significant amount of literature that analyzes various aspects of the net neutrality debate, like incentive for investment, QoS differentiation, side payments or off-network pricing through analytical models. For a detailed survey see [11]. However, the literature on the effect of differential pricing and QoS experienced by users in this regime are few and we discuss them below.

In [12], the authors study a game between a CP and an ISP where the ISP first sets the price parameters for sponsorship and the CP responds by deciding what volume of content it will sponsor. This model assumes that the users always access the sponsored content irrespective of the QoS which is not always true. Multiple CPs involving larger (richer) and smaller revenues are considered in [13]. When the ISP charges both the end users and the CPs, it is argued that richer CPs derive more benefit through sponsorship in the long run (market shares are dynamic). Negotiation between the ISP and CPs are studied in [14] using Stakelberg game or Nash bargaining game where CPs negotiate with the ISP for higher QoS for its content. It is argued that QoS at equilibrium improves in both the games. The analysis involving stakelberg game is extended to multiple CPs in [15]. A scheme named Quality Sponsor Data (QSD) is proposed in [16] where ISPs make portion of their resources available to CPs for sponsorship. Voluntary subsidization of the data usage charges by CPs for accessing their content is proposed in [17]. It is argued that voluntary subsidization of traffic increases welfare of the Internet content market. Hierarchical games involving ISP, CPs and multiple type of users is analyzed in [18] and show that all parties benefit from sponsored data. However, the work ignores the effect of QoS. In [19], QoS parameter are considered in deriving the total traffic generated by the users. A stakelberg game between an ISP and CPs are analyzed where the ISP decides the access price and the CPs decide whether or not to sponsor user traffic. Competition among the users and their strategic behavior is not considered in this work. Furthermore, this work considers 'QoS index' as an exogenous parameter (required bandwidth), whereas we consider perceived QoS by the users. In [20], the authors study ISPs optimal service differentiation strategy subject to its network capacity constraints. Based on optimal taxation theory, the authors consider an optimal control problem. In [21], the authors propose a model considering sponsored data plans in which content providers pay for traffic on behalf of their consumers. In this paper, the authors consider a demand-response type model for end users consumption whereas, in

our framework we assume a congestion game in order to model the interaction through a quality metric, that impacts directly the demand. Agreements between CPs about linking their contents and there propose a better offer is analyzed in [22] through the network neutrality prism. The authors show that CPs are interested in reaching a linking agreement when the termination fee set by the Internet Service Provider (ISP) is not particularly high. In their model, the authors do not also consider explicit congestion at the demand side, as we consider in our analysis. Moreover, we do not consider agreements between CPs about content, we assume only possible economic agreements between CPs and one ISP.

Our work differs from all the models studied in the literature as we consider users to be strategic and traffic distribution in the network is derived from their equilibrium behavior. Further, we focus on QoS offered at the CPs and study how it influences the CPs sponsorship decisions and how it in turn affects the revenue of the ISPs. This work is a significant extension of an earlier conference version [24] that only considered the single ISP case with preliminary discussions about exogenous arrivals.

II. MODEL AND SETUP

We first consider a monopolistic market with a single Internet Service Provider (ISP) that connects end users to the Internet. We focus on a particular type of non-elastic traffic like content, say videos, music, or online shopping, that the users can access from content providers (CPs). Multiple CPs offer same/similar type of contents and end users can access content from any of them. The ISP charges c monetary units per unit of traffic accessed through its network to the end users. We refer to this price as the ‘access price’. As specified in [4], recently, broadband ISPs in US and Europe introduce a data-cap and adopt a two-part tariff structure, a combination of the flat-rate and usage-based pricing. Under such a two-part scheme, additional charges are imposed if a users data usage exceeds the data cap and the exceeded amount is charged based on a per-unit fee. Therefore, we consider in our model the usage-based part of the scheme which integrates the relationship between access price and demand. Let N denote the number of CPs and $[N]$ the set of CPs. Each CP can enter into zero-rating-agreement with the ISP. In this case, CP pays a proportion of the access price for the content accessed from it and the ISP passes on the benefit to the end users. This proportion may be different for each CP. Let $\gamma_i \in [0, 1], i \in [N]$ denotes the fraction of the access price end users pay to access content of i -th CP (also denoted CP_i). The value of $\gamma_i, i \in [N]$ is decided by i -th CP and we refer to it as the *subsidy factor*. For every unit of traffic accessed from i -th CP, end users and i -th CP pay $\gamma_i c$ and $(1 - \gamma_i)c$, respectively, to the ISP. We allow the possibility for i -th CP to pay the ISP only $\rho\gamma_i c$ per unit traffic accessed from it, where $\rho \in (0, 1]$. This parameter determines the level of negotiation between CPs and the ISP. We refer to the special cases when $\gamma_i \in (0, 1)$, $\gamma_i = 0$, and $\gamma_i = 1$, as i -th CP is Partially-sponsoring (P), Sponsoring (S), and No-sponsoring (N), respectively.

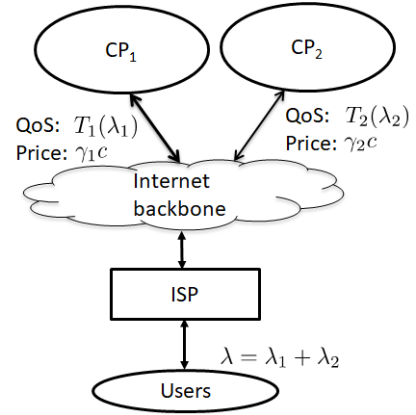


Fig. 1: Interaction between the ISP, CPs and end users.

We consider a large population of end users that access the content from CPs by sending requests to them. The requests are generated according to Poisson process with a rate λ . Each request results in a certain amount of traffic flow between the CPs and end users going through the ISP. Without loss of generality, we assume that the mean traffic flow per request is one unit¹. Each end user decides which CP to send its request and this selection does not depend on the choice of other users and its past decisions². The quality of the service (QoS) experienced by end users depends on the quantity of requests served and the service capacity of the CPs. The later depends on the investments in infrastructure. Higher the investments more is the capacity. Let $m_i, i \in [N]$ denotes the service capacity of i -th CP and let $T_i(\lambda_i)$ denotes the QoS experienced by end users at i -th CP when the CP is serving λ_i requests. We stress that the QoS here refers to that experienced at the CPs and not on the Internet backbone or the ISP network. The network model for the case of two CPs is depicted in Figure 1.

A. Utility of Users

Each end user likes its request to be served as early as possible. We consider the mean delay experienced at each CP as QoS metric and set $T_i(x) = \frac{1}{m_i - x}$ for all $i \in [N]$, which is a well known mean (stationary) delay value in a $M/M/1$ queue [23]³. End users' decision on which CP to send their request depends on the QoS as well as the access price. We define utility (or cost) of each end user by selecting a CP as the sum of mean delay and access price it incurs at that CP. Specifically, the cost of an end user served at i -th CP with requests at rate x is⁴

$$C_i(x) := C_i(x, m_i, c, \gamma_i) = \begin{cases} \frac{1}{m_i - x} + \gamma_i c & \text{if } m_i > x, \\ \infty & \text{otherwise.} \end{cases} \quad (1)$$

¹Otherwise ρ can be appropriately scaled. See (2).

²The assumption that users do not have memory is not overly restrictive as the population is large and each new request is likely from a different user.

³Note that if the service times at the CPs are exponentially distributed, then $1/(m_i - x)$ gives the exact value of mean delay at i -th CP when it receives request at Poisson rate x .

⁴A more general cost function $C_i(x)$ that is convex and strictly increasing in x can also be analyzed using techniques we use in this paper.

Each end user aims to select a CP that gives the minimum cost. Note that this formulation is the same as allowing each user to choose a CP with the lowest mean delay subject to a price constraint. This criteria also turns out to be optimizing weighted sum of mean delay and price with the weight corresponding to the Lagrangian multiplier associated to the constraint.

B. Utility of Content Providers

The revenue of CPs is an increasing function of the number of requests they receive. Generally, CPs revenue comes from per-click advertisements accessible on their webpages and higher requests imply more views of advertisements (for example, CP can embed an advertisement in each request served) resulting in higher income. We define utility of CP_i as the net revenue earned after discounting the access price through sponsorship. Let U_i denote the utility of CP_i , $i \in [N]$, when it sponsors γ_i fraction of access price and receives λ_i mean number of requests, then:

$$U_i(\gamma_i) = f_i(\lambda_i) - \rho(1 - \gamma_i)c\lambda_i. \quad (2)$$

The function $f_i(\cdot)$ is monotonically increasing and denotes the revenue from per-click advertisements for example. The definition of this function is out of the scope of this paper. The number of requests received at a CP is the function of the $\gamma_i, i \in [N]$ set by all the CPs. End users react to these decisions, and hence, the decision of CPs are coupled through end users behavior. We assume that the value of $m_i, i \in [N]$ are fixed and are public knowledge.

C. Decision Timescale and Hierarchy

We now explain decision stages of our complex system which involves different types of players: ISP, CPs and end users. Each of them makes decisions in hierarchy and their decisions change over different timescales. At the top of the hierarchy the ISP sets the access price c which remains fixed for a long duration. Next in the hierarchy CPs make sponsorship decisions after knowing the access price set by the ISP. The CPs decision (parameter γ_i) can change at a timescale that is smaller than that of the ISP. At the bottom level of the hierarchy the end users decide from which CP to access content knowing subsidized access prices for all CPs. The users' decisions change at a smaller timescale than that of the CPs.

In the following we study the game among each type of players and how decisions of each type influences the performance of the other players. We make the following assumptions in the rest of the paper:

A1: $\sum_{i=1}^N m_i > \lambda$.

A2: $m_i < \lambda$ for all $i \in [N]$.

A3: $m_1 < m_2 \leq m_3 \dots \leq m_N$ and $m_1 > \lambda/N$.

The first assumption ensures that a user can always find a CP where mean waiting time is bounded. The second assumption implies that no single CP is capable of handling all the requests alone and hence requests get spread across multiple CPs. The last condition indexes the CPs according to their rank in

service capacity and ensures that the CP with lowest service capacity gets non-zero amount of requests at equilibrium. For notational convenience, we write $\bar{m} = \sum_{i=1}^N m_i - \lambda$, which denotes the excess service capacity in the network.

To maintain analytic tractability and get clear insights, we restrict our theoretical analysis to the case with two CPs, i.e., set $N = 2$. However, for the general N numerical studies can be done as it turns out that equilibrium rates can be found generally efficiently solving a convex program (see ([25])). We start with the study of end users behavior.

III. USER BEHAVIOR

In this section, we study how end users respond to sponsorship decisions by the CPs. Each user selects one CP to process its request without knowing current occupancy of the CPs nor the past (and future) arrival of requests from other end users. Then, the end users' decision to select a CP is necessarily probabilistic and users aim to select CPs according to a distribution that results in smallest expected cost. Since all users are identical, we are interested in symmetric decisions where every user applies the same probabilistic decision on arrival of a new request. For any symmetric decision, arrival rate of requests at each CP also follows a Poisson process by the thinning property of the Poisson processes.

We apply Wardrop equilibrium conditions to find the equilibrium decision strategy of large population of users [26]. Let γ_{-i} denote the subsidy factor of the CP other than CP_i and $\lambda^* = (\lambda_1^*, \lambda_2^*)$, where $\lambda_i^* := \lambda_i^*(\gamma_i, \gamma_{-i}), i \in [N]$, is the arrival rate at i -th CP at equilibrium. we have that $\sum_{i=1}^N \lambda_i^* = \lambda^*$. Then we have the following properties coming from Wardrop principles that can be summarized in our context to the following sentence: "Every strictly positive request implies minimum cost"⁵:

$$\forall \lambda_i^* > 0 \implies C_i(\lambda_i^*) \leq C_j(\lambda_j^*) \text{ for all } j \neq i, \quad (3)$$

which can also be expressed as

$$\forall i, \lambda_i^* \cdot (C_i(\lambda_i^*) - \alpha) = 0, \text{ where } \alpha = \min_i C_i(\lambda_i^*). \quad (4)$$

Lemma 1: For $N = 2$ and a given action profile (γ_1, γ_2) of the CPs, the equilibrium rates are as follows:

$$\lambda_i^* = m_i - \frac{1}{\alpha - \gamma_i c} \quad \forall i = 1, 2, \quad (5)$$

where $\alpha := \alpha(\gamma_1, \gamma_2)$ is the equilibrium cost given by

$$\alpha = \frac{c(\gamma_1 + \gamma_2)}{2} + \frac{1}{\bar{m}} + \sqrt{\frac{(c(\gamma_1 - \gamma_2))^2}{4} + \frac{1}{\bar{m}^2}}. \quad (6)$$

The following lemma follows immediately the previous lemma.

Lemma 2: For given $\gamma_i, i = 1, 2$, the equilibrium rate λ_i^* is strictly increasing in γ_{-i} , i.e., equilibrium rates at a CP increases if the subsidy factor for other CP increases.

From equation (6), it is also clear that the equilibrium cost α is monotonically increasing in c . However, the effect of c on the equilibrium rates depends on the values of (γ_1, γ_2)

⁵We can apply Wardrop equilibrium conditions as the request arrivals satisfy the PASTA (Poisson Arrivals See Time Averages) property [27].

relative to each others. We have the following proposition that describes monotonicity properties of the equilibrium rates depending on the subsidy factors set by the CPs.

Proposition 1: For any (γ_1, γ_2) , equilibrium rates satisfy the following properties:

- 1) if $\gamma_1 < \gamma_2$, then λ_1^* is monotonically increasing in c (and λ_2^* is decreasing in c).
- 2) if $\gamma_1 \geq \gamma_2$, then λ_1^* is monotonically decreasing in c (and λ_2^* is increasing in c).

Interestingly, when the sponsorship decisions of the CPs are symmetric, i.e., all CPs set the same subsidy factor, users are indifferent to the sponsorship decisions. To see this, notice from (6) that when $\gamma_i = \gamma \ \forall i = 1, 2$ for some $\gamma \in [0, 1]$ the equilibrium rates in (5) are independent of γ . Thus, if the access prices for the content across all the CPs if either increased or decreased by the same amount, users preferences for the CPs do not change.

IV. MEAN DELAY IN THE NETWORK

In this section, we analyze the average waiting time (or delay) experienced by a 'typical' end user at equilibrium situation. We refer to any user that arrives at equilibrium as a typical end user.

Given a global rate λ , a fraction λ_i^*/λ of the users' requests are served at i -th CP at equilibrium, and each one of them incur mean delay of $1/(m_i - \lambda_i^*)$. Since the end users are homogeneous, the equilibrium strategy of each end user is equivalent to the strategy to select CP_i with probability λ_i^*/λ . Hence we define mean delay (henceforth referred simply as delay) experienced by a typical user as:

$$D(c, \gamma_1, \gamma_2) = \sum_{i=1}^N \frac{\lambda_i^*}{\lambda} \frac{1}{m_i - \lambda_i^*}. \quad (7)$$

Lemma 3: Given (γ_1, γ_2) and c , we have

$$D(c, \gamma_1, \gamma_2) = \frac{\alpha}{\lambda} \sum_{i=1}^2 m_i - \frac{c}{\lambda} \sum_{i=1}^2 m_i \gamma_i - \frac{2}{\lambda}, \quad (8)$$

where α is given by Equation (6). And when $\gamma_i = \gamma$ for all $i = 1, 2$, for some $\gamma \in [0, 1]$ we get

$$D(c, \gamma) := D(c, \gamma, \gamma) = \frac{2}{\bar{m}}. \quad (9)$$

When γ_i are the same across all CPs, i.e., sponsorship decisions are symmetric, then the delay does not depend neither on the price set by the ISP nor on the subsidy factor set by the CPs. In this case, delay only depends on the excess capacity—larger the excess capacity smaller the delay. When $N > 2$, it can be shown that the delay is given by N/\bar{m} , i.e., increases linearly with the number of CPs.

Lemma 4: For each couple (γ_1, γ_2) , the delay $D(c, \gamma_1, \gamma_2)$ is convex in c . Further, if $\gamma_1 \geq \gamma_2$ it is monotonically increasing in c .

An heuristic argument is as follows. Recall the assumption that $m_1 < m_2$. When $\gamma_1 > \gamma_2$, the equilibrium arrival rate increases at CP_2 (see Prop. 1) with c which in turn increases delay experienced by a typical user at CP_2 . However, the

corresponding rate of delay decrease at CP_1 (from the decreased arrival rate) is smaller due to its smaller capacity and it results in a overall increase in delay. On the other hand, when $\gamma_1 < \gamma_2$, the equilibrium arrival rate increases at CP_1 (see Prop. 1) with c which in turn increases delay for a typical user at CP_1 but decreases at CP_2 . For smaller values of c , the rate of increase in delay at CP_1 is small compared to the rate of decrease in delay at CP_2 as $m_2 > m_1$. However, as more arrivals shift to CP_1 with larger value of c , the delay increases significantly at CP_1 and can dominate the rate of decrease of delay at CP_2 . Hence, with increasing value c , delay first decreases and then can increase. The threshold on c where the delay changes its behavior, depends on the gap between service capacity of the CPs, i.e., $m_2 - m_1$; larger the gap more prominent is the rate of decrease of delay at CP_2 and hence decrease in delay continues over a larger values of c .

In the following, we study mean delay experienced by a typical user when the decisions of CPs are asymmetric and compare it with the case when decision of the CPs are symmetric. Since mean delay is invariant to the amount of subsidy in the later case, we consider symmetric action profile (N, N) (corresponding to $\gamma_1 = \gamma_2 = 1$) as a reference and treat it as a regime with no-differential pricing or 'neutral'. The main result of this section follows.

Theorem 1: For any (γ_1, γ_2) , the following properties hold:

- 1) If $\gamma_2 \leq \gamma_1$, then $D(c, \gamma_1, \gamma_2) \geq D(c, 1, 1)$ for all c .
- 2) If $\gamma_2 > \gamma_1$, then $D(c, \gamma_1, \gamma_2) \geq D(c, 1, 1)$ if and only if

$$c(\gamma_2 - \gamma_1) \geq \frac{1}{\bar{m}} \left(\frac{m_2}{m_1} - \frac{m_1}{m_2} \right). \quad (10)$$

Notice that $D(0, \gamma_1, \gamma_2) = D(c, \gamma, \gamma)$ for all $\gamma_1, \gamma_2, \gamma \in [0, 1]$ and c . On one hand, for the case $\gamma_2 \leq \gamma_1$, it is shown in lemma 4 that the delay is increasing in c , hence the first assertion in the theorem implying that delay in the differential regime is always higher compared to the neutral regime. On the other hand, when $\gamma_2 > \gamma_1$, delay experienced by a typical user is larger than in the neutral regime provided access price is larger than a certain threshold, otherwise it will be smaller. To understand this behavior notice that $D(c, \gamma_1, \gamma_2)$ is convex in c (see Lemma (4)). This indicates that there exists a threshold on c above which delay will be higher than in the neutral regime. As given in (10) this threshold increases if disparity between the service capacities of the CPs (m_2/m_1) increases and/or disparity between the access prices ($\gamma_2 - \gamma_1$) for the content of the CPs decreases.

In summary, the above result suggests that the differential pricing can be unfavorable to the users. Specifically, when the CPs sponsorship decisions are asymmetric the mean delay for a typical user can be higher than that in the neutral regime.

Theorem 1 also explains the effect of access price set by the ISP on delay experienced by the users. When $\gamma_2 > \gamma_1$, smaller access prices actually benefits the users as delay in the differential regime is smaller compared with the neutral regime. However, if the access prices is large, more than a certain threshold, this favorable scenario no longer holds delay in the network can be higher.

Remark 1: In a differential regime, the QoS for end users can be degraded compared to that in the neutral regime if the CP with poor QoS offers higher subsidy than the CP with better QoS.

V. BEHAVIOR OF CPS

In this section, we analyze the behavior of CPs in this hierarchical system. Particularly, we are interested in the question of which type of CPs prefer differential pricing or zero-rating scheme. We study particularly if a CP with lower service capacity can earn more revenue than the other CP by allowing higher subsidy. We will then study competition between the CPs and analyze their equilibrium behavior.

In the following we assume that the advertisement revenue of each CP is proportional to their request arrival rate. We set $f(\lambda_i) = \beta\lambda_i$, where $\beta > 0$ is a constant that depends on how the traffic translates to revenues at the CPs which can be obtained from statistical analysis of per-click data usage. Utility of each CP depends on the vector $(\lambda_1^*, \dots, \lambda_N^*)$ of equilibrium rates and it is defined by (with abuse of notation):

$$U_i(\gamma_i, \gamma_{-i}) = (\beta - (1 - \gamma_i)\rho c)\lambda_i^*. \quad (11)$$

Clearly, CP_i will sponsor its content if and only if $(1 - \gamma_i) < \beta/c\rho$.

A. Which CPs Prefer Differential Pricing?

In the differential pricing regime CP_1 can attract more user traffic than CP_2 by offering higher subsidy. However, higher subsidy may also increase the amount CP_1 has to pay to ISP. Then, a natural question is the following: can CP_1 set its subsidy factor such that it gets higher utility than CP_2 ? The following proposition gives the condition for this to happen.

Proposition 2: Let $\bar{\beta} = \rho c/\beta \leq 1$. For given γ_1, γ_2 , we have that $U_1(\gamma_1, \gamma_2) \geq U_2(\gamma_1, \gamma_2)$ if and only if

$$\lambda_1^* \geq \frac{\lambda}{\frac{1-(1-\gamma_1)\bar{\beta}}{1-(1-\gamma_2)\bar{\beta}} + 1}. \quad (12)$$

The technical condition $\bar{\beta} < 1$ allows the CPs to consider all subsidy factors in the interval $[0, 1]$. If this condition is not met, CPs have to keep subsidy factor over a restricted range to get positive utility. Note that λ_1^* and the ratio on the right hand of the above condition are both decreasing in γ_1 . The rate of decrease of λ_1^* is lower when γ_1 is small and the above condition holds. Indeed, a numerical example in Fig. 2a demonstrates that the condition holds. In Fig. 2c we also show a case where the condition does not hold. In particular, when the difference between service capacities of the CPs is relatively small, condition (12) holds for some γ_1 , and, in spite of its inferior service capacity CP_1 can earn higher utility. However, when the difference between service capacities is large, CP_1 cannot get higher utility than CP_2 through higher subsidy.

These examples demonstrate that the differential pricing regime can de-incentivizes the CPs from increasing their capacity resulting in degraded QoS for the end users. Specifically, the CPs with lower service capacity can prefer to offer

higher subsidy rather than investing in their infrastructure and still end up earning higher revenue than CP that have invested more in their infrastructure but are not offering higher subsidy.

Remark 2: In differential pricing regime, a CP with lower QoS can earn more revenue than a CP with higher QoS by offering appropriate subsidy on access price.

B. Non-Cooperative game between CPs

The CPs aim to maximize their utility by appropriately setting their subsidy factor γ_i . We study the interaction as a non cooperative game between the CPs where the action of the CP_i is to set a subsidy factor γ_i that maximizes its utility. The CPs know that the end users select a CP to serve their request based on quality and the (subsidized) access price they offer. The objective of the i -th CP is given by the optimization problem: $\max_{\gamma_i \in [0, 1]} U_i(\gamma_i, \gamma_{-i})$.

We say that (γ_1^*, γ_2^*) is a Nash equilibrium for the non-cooperative game between the CPs if $U_i(\gamma_i, \gamma_{-i}^*) \leq U_i(\gamma_i^*, \gamma_{-i}^*) \forall i$ and $\gamma_i \in [0, 1]$. For a given $\gamma_{-i}, i = 1, 2$, let $\bar{\gamma}_i(\gamma_{-i})$ denotes the best response of CP_i , i.e., $\bar{\gamma}_i(\gamma_{-i}) \in \arg \max_{\gamma_i \in [0, 1]} U_i(\gamma_i, \gamma_{-i})$.

The utility functions are non-linear as illustrated in Figs. 2. In Fig. 2a, we depict utility functions of CP_1 and CP_2 as a function of γ_1 for a fixed value of γ_2 . Note that CP_1 has multiple optimum points. Similar behavior is observed in Fig. 2b. Further, notice that utilities of CP_1 and CP_2 have a steep slopes as $\gamma_1 \rightarrow \gamma_2$ and $\gamma_2 \rightarrow \gamma_1$, respectively. This property of CP utilities give raise to discontinuity in their best response behavior. The discontinuity in the best response behavior leads to non-existence of Nash equilibrium as illustrated In Figs. 3a - 3d. As seen, they have a point of discontinuity and best response functions do not intersect. Hence equilibrium do not exists in these examples. In the following we restrict the actions of CPs to $\gamma_i \in \{0, 1\}$, i.e., either sponsor or not-sponsor and study the non-cooperative game between the CPs.

VI. EXOGENOUS ARRIVAL OF DEMAND

In the previous setup the total traffic rate is a constant and the total revenue for the ISP is λc irrespective of the subsidy set by the CPs. This makes the ISP indifferent to the differential pricing and zero-rating strategy proposed by the CPs. However, higher subsidy by the CPs may attract more traffic and in turn result in higher demand and then potential revenue for the ISP. To account for this, we next consider a model with exogenous generation of traffic in addition to the usual traffic of rate λ . The exogenous traffic corresponds to the increased demand that the CPs attract, in addition to their usual traffic, by offering subsidies which increase the total traffic generated by end users. Naturally, higher is the subsidy offered by an CP higher is the exogenous traffic it attracts. We model the exogenous traffic generated for CP_i offering subsidy γ_i to be linear in γ_i and given by $\lambda_0(1 - \gamma_i)$, where $\lambda_0 \geq 0$ is a fixed constant which represents the global maximum demand. The total traffic $\tilde{\lambda}_i$ for $CP_i, i = 1, 2$, when it attracts the usual traffic λ_i and offers subsidy γ_i , is then determined by: $\tilde{\lambda}_i = \lambda_i + \lambda_0(1 - \gamma_i)$, where $\lambda_1 + \lambda_2 = \lambda$, and the total traffic in the networks is given by

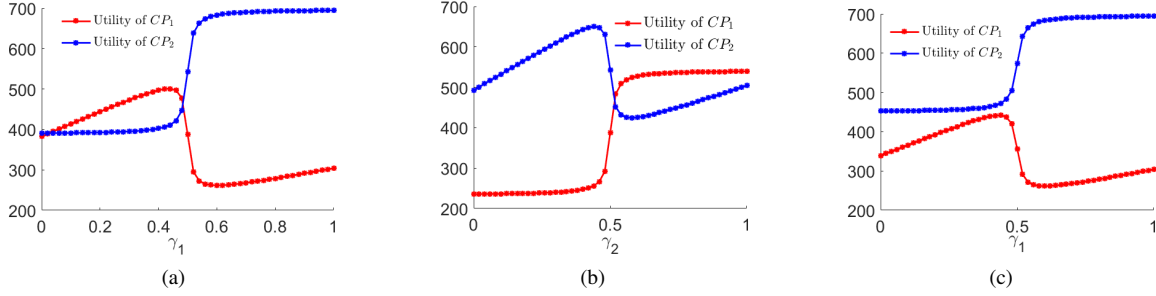


Fig. 2: The utilities of CP_1 and CP_2 are compared with parameters $\beta = 1, \rho = .9, c = 0.5, \lambda = 1200$. In Fig. 2a capacities of CPs are close, we set $M_1 = 700, M_2 = 900$ and $\gamma_2 = 0.5$. Here, utility of CP_1 is higher than that of CP_2 for small values of γ_1 . In 2b, we use the same parameters as in Fig. 2a with $\gamma_1 = 0.5$. In Fig. 2c, service capacity utility of CP_1 much lower than that of CP_2 , we set $M_1 = 620, M_2 = 900$ and $\gamma_2 = 0.5$. Here, utility of CP_1 is always lower than that of CP_2 .

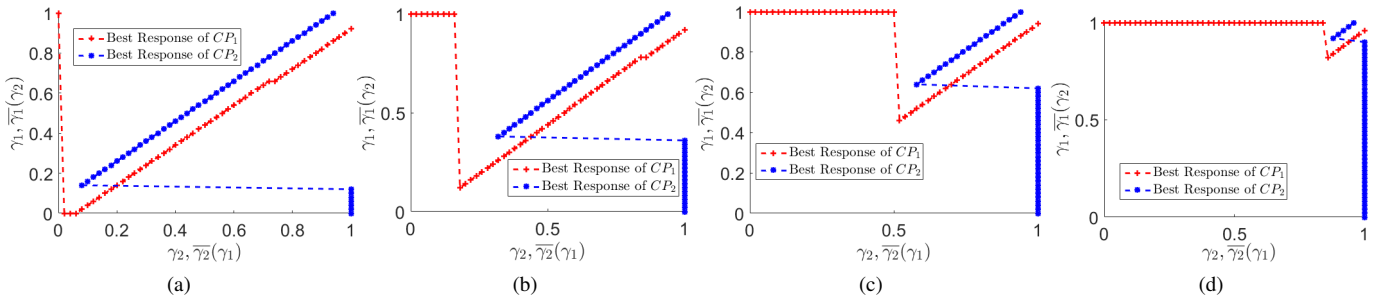


Fig. 3: Best responses of both the CPs are shown with parameters $M_1 = 700, M_2 = 900, c = 0.5, \rho = 0.9, \beta = 1$. We set $\lambda = 1200, 1300, 1400, 1500$ in Figs. 3a, 3b, 3c, and 3d, respectively. In all both sub figures, the best response curve do not cross each other, hence equilibrium does not exist. Note that the sharp drops denote the discontinuity in best response behavior. The values in vertical and horizontal drops (dotted lines) does not correspond to range of the BR curves.

$\tilde{\lambda} := \tilde{\lambda}(\gamma_1, \gamma_2) = \lambda + \sum_{i=1}^2 \lambda_0(1 - \gamma_i)$. We continue to make the assumptions $A1 - A3$ as earlier. Note that with exogenous arrivals it may happen that $\sum_{i=1}^2 m_i < \tilde{\lambda}$ if the subsidy offered by the CPs is too high hence restraining the CPs from taking such actions.

The usual traffic λ gets split between the CPs competitively by the end users based on the QoS experienced and the access price, whereas the exogenous traffic is fixed and depends only on the subsidy factory. At equilibrium, the total traffic at CP_i is therefore given by $\lambda_i^* = \lambda_i^* + \lambda_0(1 - \gamma_i)$ where $(\lambda_1^*, \lambda_2^*)$ are equilibrium flows set according to Wardrop criteria as earlier.

With exogenous arrivals, mean delay defined in Section IV can be redefined as

$$D(c, \gamma_1, \gamma_2) = \sum_{i=1}^N \frac{\tilde{\lambda}_i^*}{\tilde{\lambda}} \frac{1}{m_i - \tilde{\lambda}_i^*}. \quad (13)$$

The analysis of mean delay and the results derived in the previous sections remain the same after replacing the capacities m_1 and m_2 by $m_1 - \lambda_0(1 - \gamma_1)$ and $m_2 - \lambda_0(1 - \gamma_2)$, respectively, and $\sum_{i=1}^2 m_i \leq \tilde{\lambda}$.

The utilities of CPs with exogenous arrivals are redefined as

$$U_i(\gamma_i, \gamma_{-i}) = (\beta - (1 - \gamma_i)\rho c)\tilde{\lambda}_i^* \quad \forall i = 1, 2. \quad (14)$$

The condition for CP_1 to earn higher revenue than that of CP_2 under exogenous arrivals remains the same as in Proposition 2

after replacing λ by $\tilde{\lambda}$ and λ_1^* by $\tilde{\lambda}_1^*$. Hence, our earlier observation that the CP with lower QoS may earn higher revenue than that of the CP offering higher QoS holds under exogenous arrivals. Similar to previous model, the best response for CPs with exogenous traffic also have discontinuities and leads to non-existence of pure strategy Nash equilibrium.

Elastic Demand: One could also model the total demand generated by the users as elastic in the subsidy factor and model it as $\Lambda + \Lambda_0(1 - \gamma_1) + \lambda_0(1 - \gamma_1)$, where Λ and Λ_0 are constants, which gets competitively split across the CPs. The difference between this model compared to exogenous arrivals is that here subsidy of each CP's effects the total demand not just its demand. The analysis with the elastic model remains essentially same as that in Sections V and VII. Hence we skip the details. In the subsequent models we only consider the model with exogenous arrivals.

VII. NON-COOPERATIVE GAME WITH ACTIONS $\{S, N\}$

In this section we focus on the study of non cooperative game where CPs only play either Sponsor (S) or Not-sponsor (N) actions, i.e., $\gamma_i \in \{0, 1\}$ for all $i = 1, 2$ (no partial sponsorship is allowed). The four possible action profiles are denoted as $(S, S), (N, N), (S, N)$, and (N, S) . Here, profile (S, N) indicates that action of CP_1 is S (sponsor) and that of CP_2 is N (non-sponsor). For ease of notation, we add

Action	S
S	$U_1 = (\beta - \rho c)(m_1 + \lambda_0 - 1/\alpha_{00})$ $U_2 = (\beta - \rho c)(m_2 + \lambda_0 - 1/\alpha_{00})$
N	$U_1 = \beta(m_1 + \lambda_0 - 1/(\alpha_{10} - c))$ $U_2 = (\beta - \rho c)(m_2 + \lambda_0 - 1/\alpha_{10})$

Action	N
S	$U_1 = (\beta - \rho c)(m_1 + \lambda_0 - 1/\alpha_{01})$ $U_2 = \beta(m_2 + \lambda_0 - 1/(\alpha_{01} - c))$
N	$U_1 = \beta(m_1 + \lambda_0 - 1/(\alpha_{11} - c))$ $U_2 = \beta(m_2 + \lambda_0 - 1/(\alpha_{11} - c))$

TABLE I: Utility for CPs over actions $\{S, N\}$

subscripts 00, 11, 01, 10 to the minimum equilibrium utility (α) of these action profiles, respectively. The following theorem gives equilibrium rates associated with these action profiles. In the following we assume that $\bar{m} > 2\lambda_0$, i.e., the excess capacity is enough to support all of the exogenous traffic and $m_i > \lambda_0 \forall i$, i.e., each CP has enough capacity to handle all of the exogenous traffic it can attract.

Theorem 2: The equilibrium rates are described as follows:

- 1) For action profile (S, S) :
 $\tilde{\lambda}_i^* = m_i - \lambda_0 - \frac{1}{\alpha_{00}} \forall i$ where $\alpha_{00} = \frac{2}{\bar{m} - 2\lambda_0}$.
- 2) For action profile (N, N) :
 $\tilde{\lambda}_i^* = m_i - \frac{1}{\alpha_{11} - c} \forall i$ where $\alpha_{11} = c + \frac{2}{\bar{m}}$.
- 3) For action profile (S, N) :
 $\tilde{\lambda}_1^* = m_1 - \lambda_0 - \frac{1}{\alpha_{01}}$ and $\tilde{\lambda}_2^* = m_2 - \frac{1}{\alpha_{01} - c}$ where $\alpha_{01} = c/2 + 1/(\bar{m} - \lambda_0) + \sqrt{c^2/4 + 1/(\bar{m} - \lambda_0)^2}$.
- 4) For action profile (N, S) :
 $\tilde{\lambda}_1^* = m_1 - \frac{1}{\alpha_{10} - c}$ and $\tilde{\lambda}_2^* = m_2 - \lambda_0 - \frac{1}{\alpha_{10}}$ where $\alpha_{10} = \alpha_{01}$.

Corollary 1: The minimum equilibrium cost under different action profiles satisfy the following properties:

- $\alpha_{00} \geq \alpha_{11} - c$,
- $\alpha_{01} \geq \alpha_{00} \geq \alpha_{10} - c$,
- $c + 1/(\bar{m} - \lambda_0) \leq \alpha_{01} \leq c + 2/(\bar{m} - \lambda_0)$.

Considering that each CP play only pure actions $\{S, N\}$, the non-cooperative setting is a described by a 2×2 matrix game between the CPs. The utilities for both CPs over actions $\{S, N\}$ are given in Table 1.

Though it is well known that a mixed Nash equilibria always exists in a finite matrix game but pure Nash equilibria may not exist⁶. Since the decision of CPs has to be deterministic, we are interested in the study of Pure strategy Nash Equilibria (PNE) and its properties. The following theorem characterizes all possible PNE.

Theorem 3: Let ρ, c, β be given. Then,

- (S, S) is a PNE if and only if

$$\rho/\beta \leq \frac{1/(\alpha_{10} - c) + \lambda_0 - 1/\alpha_{00}}{c(m_2 + \lambda_0 - 1/\alpha_{00})} := A \quad (15)$$

⁶Though $\gamma_i \in [0, 1]$ can be thought of as probability distribution over $\gamma_i \in \{0, 1\}$, it is to be noted that our earlier observation that non existence of Nash equilibrium does not contradict the fact mixed Nash equilibrium always exists. The CP utilities are highly nonlinear in γ_i s and expected utility over any mixed equilibria derived from utilities associated with pure actions does not have the same form as in (14).

- (N, N) is a PNE if and only if

$$\rho/\beta \geq \frac{1/(\alpha_{11} - c) + \lambda_0 - 1/\alpha_{01}}{c(m_1 + \lambda_0 - 1/\alpha_{01})} := B \quad (16)$$

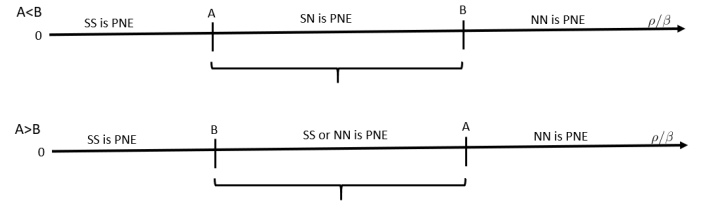
- (S, N) is a PNE if and only if

$$\frac{1/(\alpha_{10} - c) + \lambda_0 - 1/\alpha_{00}}{c(m_2 + \lambda_0 - 1/\alpha_{00})} \leq \rho/\beta$$

$$\rho/\beta \leq \frac{1/(\alpha_{11} - c) + \lambda_0 - 1/\alpha_{01}}{c(m_1 + \lambda_0 - 1/\alpha_{01})} \quad (17)$$

- (N, S) cannot be a PNE.

Theorem 3 characterizes all PNE and Figure 4 depicts all possible PNE in different range over ρ/β .

Fig. 4: The PNE as a function of ρ/β .

VIII. REVENUE GAIN FOR ISP

In this section we study the revenue gain for ISP induced by applying differential pricing mechanism. The exogenous traffic generated by the end users increases with higher subsidy proposed by the CPs, which induces higher revenue for the ISP. To measure this revenue gain, we consider the metric called 'Revenue Gain Factor' (RGF) defined as the ratio of ISP revenue under the differential pricing scheme and that under the neutral regime where none of the CPs subsidize the access price, i.e., $\gamma_i = 1$ for any CP i , then:

$$RGF = \frac{(\lambda + \lambda_0(1 - \gamma_1) + \lambda_0(1 - \gamma_2))\rho c}{\lambda \rho c}$$

$$= 1 + \frac{\lambda_0(1 - \gamma_1) + \lambda_0(1 - \gamma_2)}{\lambda}. \quad (18)$$

The following proposition describes explicit value of RGF depending on the action profile of CPs.

Proposition 3: RGF under different action profiles are as follows:

- For action profile (S, S) : $RGF = 1 + \frac{2\lambda_0}{\lambda}$
- For action profile (N, N) : $RGF = 1$, i.e., there is no revenue gain for the ISP
- For action profile (S, N) : $RGF = 1 + \frac{\lambda_0}{\lambda}$
- For action profile (N, S) : $RGF = 1 + \frac{\lambda_0}{\lambda}$.

Obviously, the RGF is the highest when both CPs sponsor. However, the action profile (S, S) may not be always a pure Nash equilibrium as proved in previous section. In the following we illustrate the behavior of the RGF metric at equilibrium with respect to parameters λ , λ_0 and c . We note that the value of RGF at equilibrium depends on c through equilibrium values of γ_i^* , $i = 1, 2$. From Fig. 5a it is observed that as λ increases, RGF initially decreases steeply and then

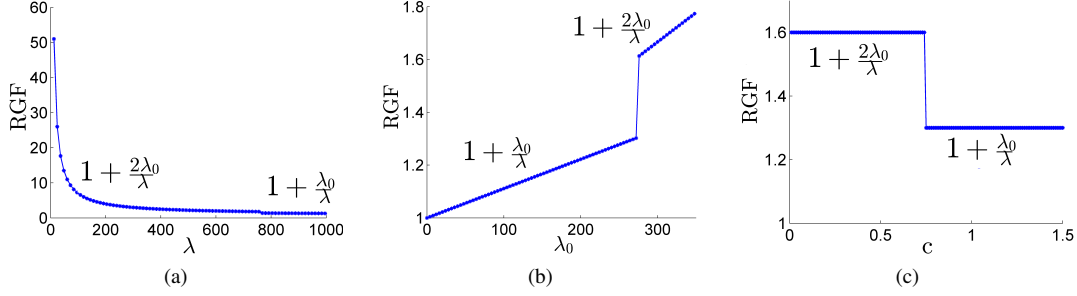


Fig. 5: The change in 'Revenue Gain Factor' for ISP and shift in PNE point is being studied with respect to change in parameters λ , λ_0 and c in Figs. 5a, 5b and 5c respectively. We set $\beta = 1$, $\rho = .9$, $m_1 = 700$ and $m_2 = 900$ throughout. In Fig. 5a, we set $c = 0.7$ and $\lambda_0 = 300$, in Fig. 5b, we set $c = 0.5$ and $\lambda = 1000$ and in Fig. 5c, we set $\lambda = 100$ and $\lambda_0 = 300$.

at a slower rate. This change is due to shift of PNE point from (S, S) to (S, N) when increasing λ . This observation is natural – if the usual traffic is already high, then the additional traffic from subsidy may not improve the ISP revenue much. Thus the ISP prefers a differential pricing regime only in the case where the intrinsic traffic is not significant compared to the exogenous traffic. Fig. 5b describes RGF as a function of λ_0 for a fixed λ . Initially the gain increases at smaller rate with increase in exogenous traffic (λ_0) and later the rate increases. This shift in behavior is again due to shifting PNE points from (S, N) to (S, S) as CPs are likely to go for full sponsorship if more exogenous traffic is generated. Thus, higher the exogenous traffic, more is the the ISP's preference for the differential pricing. Fig. 5c shows that RGF is unaffected by the change in cost keeping PNE point fixed. However, with the increase in cost, PNE shifts from (S, S) to (S, N) and thereby causing the drop in RGF. This implies fixing higher access price may not be beneficial for ISP under exogenous arrival of demand.

IX. MULTIPLE ISPS

In this section, we extend our analysis for the case of oligopoly market with several ISPs. We consider two ISPs but the analysis can be extended to more than two. Each ISP connects both the CPs to the end users and set the access price independently. Knowing the access price, the CPs set the subsidy factor for each ISP independently. Let c_i , $i = 1, 2$ denotes the access price set by ISP_i and γ_{ij} denote the subsidy factor set by CP_j for traffic generated through ISP_i . We denote the traffic rate that flows to CP_j from ISP_i as λ_{ij} . The exogenous traffic rate from ISP_i to CP_j is $\lambda_0(1 - \gamma_{ij})$. Without loss of generality we assume that $c_1 < c_2$. The interaction framework is described in figure 6.

The cost of an end user that connects via ISP_i to CP_j while it is receiving traffic at rate x is given by:

$$C_{ij}(x) := C_{ij}(x, m_j, c_i, \gamma_{ij}) = \begin{cases} \frac{1}{m_j - x} + \gamma_{ij}c_i & \text{if } m_j > x, \\ \infty & \text{otherwise.} \end{cases} \quad (19)$$

Let λ_{ij}^* denote the flows at equilibrium for all $i, j = 1, 2$.

Lemma 5: For a given γ_{ji} and $c_i, \forall i, j = 1, 2$, we have

- $\lambda_{1j}^* > 0$ and $\lambda_{2j}^* = 0$ if and only if $\gamma_{1j}c_1 < \gamma_{2j}c_2$,

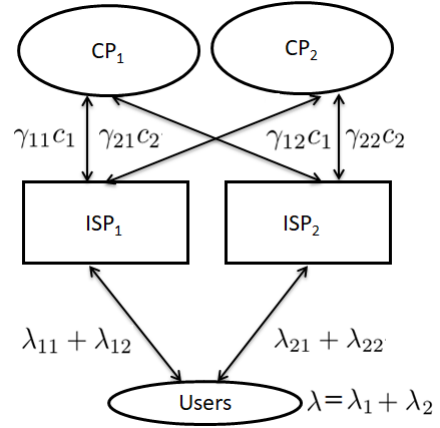


Fig. 6: Interaction between the Multi-ISP, CPs and end users.

- $\lambda_{1j}^* = 0$ and $\lambda_{2j}^* > 0$ if and only if $\gamma_{1j}c_1 > \gamma_{2j}c_2$,
- $\lambda_{1j}^* = \lambda_{2j}^*$ if and only if $\gamma_{1j}c_1 = \gamma_{2j}c_2$.

As in Section VII, we assume that CPs either Sponsor or Not Sponsor traffic of the ISPs, i.e. $\gamma_{ij} \in \{0, 1\}, \forall i, j$. This decision is based on the access price proposed by ISPs. Further, CPs are assumed to sponsor only traffic on one ISP only, not both. Indeed, a CP cannot contract with two different ISPs. The resulting action profile for CPs is then $\{SN, NS, NN\}$, where action SN denote that traffic from ISP_1 is sponsored while that from ISP_2 is not sponsored, NS denotes that the other way around and NN denotes that traffic from none of the ISPs is sponsored.

The CP_j 's utility is given by:

$$U_j(\gamma_{ij}) = \sum_i (\beta_j - \rho(1 - \gamma_{ij})c_i)(\lambda_{ij}^* + \lambda_0(1 - \gamma_{ij})).$$

One can compute the equilibrium traffic λ_{ij}^* each CP j gets from each ISP i using Wardrop conditions as earlier and the resulting utilities are summarized in Table II.

Utility of ISP i is the total revenue earned from traffic that goes through his network, i.e.,

$$R_i(c_i) = \sum_j \lambda_{ij}^* c_i.$$

The following theorem describes the pure Nash equilibrium of the non-cooperative game between CPs, depending on

Action	SN
SN	$U_1 = (\beta_1 - \rho c_1)(m_1 - \bar{m}/2 + \lambda_0)$ $U_2 = (\beta_2 - \rho c_1)(m_2 - \bar{m}/2 + \lambda_0)$
NS	$U_1 = (\beta_1 - \rho c_2)(m_1 - \bar{m}/2 + \lambda_0)$ $U_2 = (\beta_2 - \rho c_1)(m_2 - \bar{m}/2 + \lambda_0)$
NN	$U_1 = \beta_1(m_1 - 1/(\alpha - c_1))$ $U_2 = (\beta_2 - \rho c_1)(m_2 - 1/\alpha + \lambda_0)$

Action	NS
SN	$U_1 = (\beta_1 - \rho c_1)(m_1 - \bar{m}/2 + \lambda_0)$ $U_2 = (\beta_2 - \rho c_2)(m_2 - \bar{m}/2 + \lambda_0)$
NS	$U_1 = (\beta_1 - \rho c_2)(m_1 - \bar{m}/2 + \lambda_0)$ $U_2 = (\beta_2 - \rho c_2)(m_2 - \bar{m}/2 + \lambda_0)$
NN	$U_1 = \beta_1(m_1 - 1/(\alpha - c_1))$ $U_2 = (\beta_2 - \rho c_2)(m_2 - 1/\alpha + \lambda_0)$

Action	NN
SN	$U_1 = (\beta_1 - \rho c_1)(m_1 - 1/\alpha + \lambda_0)$ $U_2 = \beta_2(m_2 - 1/(\alpha - c_1))$
NS	$U_1 = (\beta_1 - \rho c_2)(m_1 - 1/\alpha + \lambda_0)$ $U_2 = \beta_2(m_2 - 1/(\alpha - c_1))$
NN	$U_1 = \beta_1(m_1 - \bar{m}/2)$ $U_2 = \beta_2(m_2 - \bar{m}/2)$

TABLE II: Utility for CPs over actions $\{SN, NS, NN\}$. Row actions correspond to CP_1 and column action to CP_2

main parameters of the model which are the access prices c_i proposed by ISP i .

Theorem 4: Let ρ , c and $\beta_j = \beta \forall j$ given. Assume $c_1 < c_2$, then only (SN, SN) , (NN, NN) and (SN, NN) can be PNE. Specifically,

- (SN, SN) is the PNE if and only if

$$\rho/\beta \leq \frac{1/(\alpha - c_1) - \bar{m}/2 + \lambda_0}{c_1(m_2 - \bar{m}/2 + \lambda_0)},$$

- (NN, NN) is the PNE if and only if

$$\rho/\beta \geq \frac{\bar{m}/2 - 1/\alpha + \lambda_0}{c_1(m_1 - 1/\alpha + \lambda_0)},$$

- (SN, NN) is the PNE if and only if

$$\frac{1/(\alpha - c_1) - \bar{m}/2 + \lambda_0}{c_1(m_2 - \bar{m}/2 + \lambda_0)} \leq \rho/\beta \leq \frac{\bar{m}/2 - 1/\alpha + \lambda_0}{c_1(m_1 - 1/\alpha + \lambda_0)}.$$

The previous theorem suggests that CPs will not subsidize the traffic from ISP with higher access price. Further, coupled with Lemma 5, we note that traffic flow through ISP with higher cost is null at equilibrium.

Let $RGF_i, i = 1, 2$ denotes the revenue gain factor for ISP_i defined as follows:

$$\begin{aligned} RGF_i &= \frac{(\sum_j \lambda_{ij} + \lambda_0(1 - \gamma_{ij}))\rho c_i}{(\sum_j \lambda_{ij})\rho c_i}, \\ &= 1 + \frac{\sum_j \lambda_0(1 - \gamma_{ij})}{\sum_j \lambda_{ij}}. \end{aligned}$$

Considering exogenous arrivals, the usual traffic λ gets split between the CPs competitively based on the QoS experienced and the access price whereas the exogenous traffic is fixed and depends only on the subsidy factory. The total traffic at CP_j at equilibrium is given by $\tilde{\lambda}_j^* = \sum_i \lambda_{ij}^* + \lambda_0 \sum_i (1 - \gamma_{ij})$, where λ_{ij}^* are set according to the Wardrop equilibrium. For all possible action profiles, the equilibrium rates and the corresponding RGF are given as follows:

- 1) For (SN, SN) : $\lambda_{11}^* = (m_1 - \bar{m}/2 + \lambda_0)$, $\lambda_{21}^* = 0$, $\lambda_{12}^* = (m_2 - \bar{m}/2 + \lambda_0)$ and $\lambda_{22}^* = 0$.
 $RGF_1 = 1 + 2\lambda_0/\lambda$ and $RGF_2 = 1$.
- 2) For (SN, NS) : $\lambda_{11}^* = (m_1 - \bar{m}/2 + \lambda_0)$, $\lambda_{21}^* = 0$, $\lambda_{12}^* = 0$ and $\lambda_{22}^* = (m_2 - \bar{m}/2 + \lambda_0)$.
 $RGF_1 = 1 + \lambda_0/\lambda_{11}^*$ and $RGF_2 = 1 + \frac{\lambda_0}{\lambda_{22}^*}$.
- 3) For (SN, NN) : $\lambda_{11}^* = m_1 - 1/\alpha + \lambda_0$, $\lambda_{21}^* = 0$, $\lambda_{12}^* = m_2 - 1/(\alpha - c_1)$ and $\lambda_{22}^* = 0$, where $\alpha = c_1/2 + 1/\bar{m} + \sqrt{c_1^2/4 + 1/\bar{m}^2}$ and can be bounded as $c_1 + 1/\bar{m} \leq \alpha \leq c_1 + 2/\bar{m}$.
 $RGF_1 = 1 + \lambda_0/\lambda$ and $RGF_2 = 1$.
- 4) For (NS, SN) : $\lambda_{11}^* = 0$, $\lambda_{21}^* = (m_1 - \bar{m}/2 + \lambda_0)$, $\lambda_{12}^* = (m_2 - \bar{m}/2 + \lambda_0)$ and $\lambda_{22}^* = 0$.
 $RGF_1 = 1 + \frac{\lambda_0}{\lambda_{12}^*}$ and $RGF_2 = 1 + \lambda_0/\lambda_{22}^*$.
- 5) For (NS, NS) : $\lambda_{11}^* = 0$, $\lambda_{21}^* = (m_1 - \bar{m}/2 + \lambda_0)$, $\lambda_{12}^* = 0$ and $\lambda_{22}^* = (m_2 - \bar{m}/2 + \lambda_0)$.
 $RGF_1 = 1$ and $RGF_2 = 1 + 2\lambda_0/\lambda$.
- 6) For (NS, NN) : $\lambda_{11}^* = 0$, $\lambda_{21}^* = m_1 - 1/\alpha + \lambda_0$, $\lambda_{12}^* = m_2 - 1/(\alpha - c_1)$ and $\lambda_{22}^* = 0$.
 $RGF_1 = 1$ and $RGF_2 = 1 + \lambda_0/\lambda_{21}^*$.
- 7) For (NN, SN) : $\lambda_{11}^* = m_1 - 1/(\alpha - c_1)$, $\lambda_{21}^* = 0$, $\lambda_{12}^* = m_2 - 1/\alpha + \lambda_0$ and $\lambda_{22}^* = 0$.
 $RGF_1 = 1 + \lambda_0/\lambda$ and $RGF_2 = 1$.
- 8) For (NN, NS) : $\lambda_{11}^* = m_1 - 1/(\alpha - c_1)$, $\lambda_{21}^* = 0$, $\lambda_{12}^* = 0$ and $\lambda_{22}^* = m_2 - 1/\alpha + \lambda_0$.
 $RGF_1 = 1$ and $RGF_2 = 1 + \lambda_0/\lambda_{22}^*$.
- 9) For (NN, NN) : $\lambda_{11}^* = (m_1 - \bar{m}/2)$, $\lambda_{21}^* = 0$, $\lambda_{12}^* = (m_2 - \bar{m}/2)$ and $\lambda_{22}^* = 0$.
 $RGF_1 = 1$ and $RGF_2 = 1$.

We illustrate the behavior of RGF for each ISP at different PNE in Figure 7. Since at PNE, none of the CPs make sponsorship with ISP_2 (ISP with higher access price) and the RGF of ISP_2 remains the same. Therefore, we focus on the revenue gain of ISP_1 . It can be seen from Figures 7a-7c that the behavior of the RGF of ISP_1 is exactly same as that of single ISP case. And there is no impact of c_2 on RGF for both ISPs which is because $c_2 > c_1$.

X. CONCLUSIONS AND POLICY RECOMMENDATIONS

In this work we have analyzed interaction between ISPs, CPs and end users as a complex interacting system where sponsoring of the content (differential pricing) is allowed in the Internet. Our analysis suggests that a CP with poor QoS can attract more end user traffic demand by offering heavy subsidy and earn more revenue than a CP with better QoS if the later do not offer higher subsidy. This implies that differential pricing schemes can be unfair and deconvince the CPs to improve their QoS through systematic long term investments, but encourage them to focus more on the running costs involving subsidies. Zero-rating schemes thus suit CPs with poor QoS that like to improve their revenues without updating QoS at their facilities.

Our analysis also suggests that overall QoS experienced by end users can worsen in the differential pricing regime – if a CP with poor QoS offers heavy subsidy on access price, it increases congestion at the CP level (and reduces at the others) and effectively increases the overall mean delay experienced by the end users in the network. However, if a CP with better

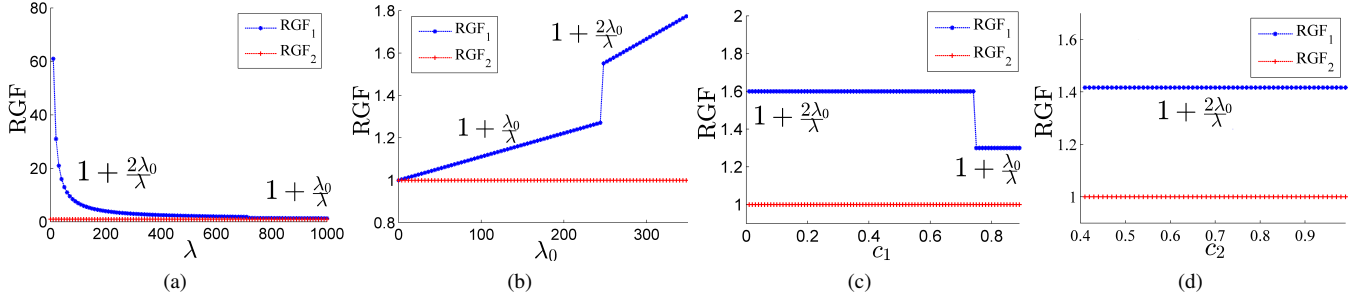


Fig. 7: The change in gain for ISPs and shift in PNE point is being studied with respect to change in parameters λ , λ_0 , c_1 and c_2 in Figs. 7a, 7b, 7c and 7d respectively. We set $\beta = 1$, $m_1 = 700$ and $m_2 = 900$ throughout. In Fig. 7a, we set $c_1 = 0.7$, $c_2 = 0.9$, $\rho = 0.9$ and $\lambda_0 = 300$, in Fig. 7b, we set $c_1 = 0.7$, $c_2 = 0.9$, $\rho = 0.9$ and $\lambda = 900$, in Fig. 7c, we set $c_2 = 0.9$, $\rho = 0.8$, $\lambda = 1000$ and $\lambda_0 = 300$ and in Fig. 7d, we set $c_1 = 0.4$, $\rho = 0.9$, $\lambda = 1200$ and $\lambda_0 = 250$.

QoS offers more subsidy than that of the CPs with lower QoS, the overall delay experienced by the users decreases, making the differential pricing regime favorable to end users.

As our analysis suggests, differential schemes result in unfair distribution of revenues among the CPs and degrade QoS experience for the end users if CPs with poor QoS offer higher subsidy on access price than the CPs with better QoS. Thus, as a policy recommendation, we suggest that the CPs with poor QoS should not be allowed to offer higher subsidy on the access price than that offered by the CPs with higher QoS. Alternatively, CPs should be only allowed to subsidize the access price in proportion to their QoS guarantees.

Our current model looks at single type of content. As a future work, we will look into a more general model with multiple types of populations corresponding to different content types with different QoS requirement at CPs.

APPENDICES

PROOF OF LEMMA 1

First note that by Assumption (2), $\lambda_i^* > 0$ for $i = 1, 2$. From equation (4), there exists $\alpha > 0$ such that

$$\frac{1}{m_1 - \lambda_1^*} + \gamma_1 c = \frac{1}{m_2 - \lambda_2^*} + \gamma_2 c = \alpha.$$

Simplifying the above we get:

$$\lambda_i^* = m_i - \frac{1}{\alpha - \gamma_i c} \text{ for } i = 1, 2.$$

In order to compute the value of α , we use the relation $\lambda_1^* + \lambda_2^* = \lambda$ which yields

$$m_1 + m_2 - \lambda = \frac{1}{\alpha - \gamma_1 c} + \frac{1}{\alpha - \gamma_2 c}.$$

Simplifying the above, we get a quadratic equation in α . It is easy to argue that one of the roots is not feasible and the other root gives the required value of α . ■

PROOF OF LEMMA 3

From (5) for all $i = 1, 2$ we have

$$\lambda_i^* = m_i - \frac{1}{\alpha - \gamma_i c} \text{ and } \frac{1}{m_i - \lambda_i^*} = \alpha - c\gamma_i.$$

Substituting in (7) and simplifying we get (8). When $\gamma_i = \gamma$ for all i , the minimum cost at equilibrium (from (6)) is given as

$$\alpha := \alpha(\gamma, \dots, \gamma) = c\gamma + \frac{2}{\bar{m}}.$$

Finally, Substituting the above in (8) we get (9).

PROOF OF LEMMA 4

Substituting value of α from (6) in (8) and simplifying we have

$$\begin{aligned} D(c, \gamma_1, \gamma_2) &= \frac{c(\gamma_1 - \gamma_2)(m_2 - m_1)}{2\lambda} + \frac{m_1 + m_2}{\lambda \bar{m}} \\ &\quad - \frac{2}{\lambda} + (m_1 + m_2) \frac{\sqrt{(c\bar{m}(\gamma_1 - \gamma_2))^2 + 4}}{2\lambda \bar{m}}. \end{aligned}$$

First consider the case $\gamma_1 \geq \gamma_2$. It is clear that $D(c, \gamma_1, \gamma_2)$ is monotonically increasing in c . Now consider the case $\gamma_1 < \gamma_2$. Differentiating $D(c, \gamma_1, \gamma_2)$ with respect to c and simplifying we get

$$\begin{aligned} \frac{\partial D(c, \gamma_1, \gamma_2)}{\partial c} &= \frac{|\gamma_1 - \gamma_2|(m_1 + m_2)}{2\lambda} \times \\ &\quad \left\{ -\frac{m_2 - m_1}{m_1 + m_2} + \frac{c\bar{m}|\gamma_1 - \gamma_2|}{\sqrt{(c\bar{m}|\gamma_1 - \gamma_2|)^2 + 4}} \right\}. \end{aligned}$$

It is now easy to verify that the above derivative is positive for all

$$c \geq \left(\sqrt{m_2/m_1} - \sqrt{m_1/m_2} \right) / (\bar{m}|\gamma_1 - \gamma_2|)$$

and it is negative otherwise. Hence $D(c, \gamma_1, \gamma_2)$ is convex in c with a unique minimum.

PROOF OF THEOREM 1

From Lemma (4) recall that

$$D(c, \gamma_1, \gamma_2) = \frac{c(\gamma_1 - \gamma_2)(m_2 - m_1)}{2\lambda} + \frac{m_1 + m_2}{\lambda\bar{m}} - \frac{2}{\lambda} \\ + \frac{(m_1 + m_2)\sqrt{(c\bar{m}(\gamma_1 - \gamma_2))^2 + 4}}{2\lambda\bar{m}}.$$

and

$$D(c, 1, 1) = \frac{2}{\bar{m}}.$$

We have

$$\begin{aligned} D(c, \gamma_1, \gamma_2) &\geq D(c, 1, 1) \\ \Leftrightarrow \frac{c(\gamma_1 - \gamma_2)(m_2 - m_1)}{2\lambda} + \frac{m_1 + m_2}{\lambda\bar{m}} \\ &+ \frac{(m_1 + m_2)\sqrt{(c\bar{m}(\gamma_1 - \gamma_2))^2 + 4}}{2\lambda\bar{m}} \geq \frac{2}{\lambda} + \frac{2}{\bar{m}} \\ \Leftrightarrow (m_1 + m_2)\sqrt{(c\bar{m}(\gamma_1 - \gamma_2))^2 + 4} \\ &\geq 2(m_1 + m_2) + c\bar{m}(\gamma_2 - \gamma_1)(m_2 - m_1) \\ \Leftrightarrow (c\bar{m}(\gamma_1 - \gamma_2))^2 &\geq 4c\bar{m}(\gamma_2 - \gamma_1) \left(\frac{m_2 - m_1}{m_2 + m_1} \right) \\ &+ (c\bar{m}(\gamma_2 - \gamma_1))^2 \left(\frac{m_2 - m_1}{m_2 + m_1} \right)^2 \\ \Leftrightarrow (c\bar{m}(\gamma_2 - \gamma_1))^2 &\left(1 - \left(\frac{m_2 - m_1}{m_2 + m_1} \right)^2 \right) \\ &\geq 4c\bar{m}(\gamma_2 - \gamma_1) \left(\frac{m_2 - m_1}{m_2 + m_1} \right). \end{aligned}$$

When $\gamma_1 > \gamma_2$, the last inequality holds for all c . Hence the first claim is proved. Now consider the case $\gamma_2 > \gamma_1$. Dividing both sides of the last inequality by $\gamma_2 - \gamma_1 > 0$ and continuing the chain of if and only if conditions, we have

$$\begin{aligned} D(c, \gamma_1, \gamma_2) &\geq D(c, 1, 1) \\ \Leftrightarrow c\bar{m}(\gamma_2 - \gamma_1) &\left(1 - \left(\frac{m_2 - m_1}{m_2 + m_1} \right)^2 \right) \geq 4 \left(\frac{m_2 - m_1}{m_2 + m_1} \right) \\ \Leftrightarrow c &\geq \left(\frac{m_2}{m_1} - \frac{m_1}{m_2} \right) \frac{1}{\bar{m}(\gamma_2 - \gamma_1)}. \end{aligned}$$

PROOF OF PROPOSITION 1

Consider the case $\gamma_1 < \gamma_2$. From (6) we have

$$\alpha - c\gamma_1 = \frac{c(\gamma_2 - \gamma_1)}{2} + \frac{2}{\bar{m}} + \frac{\sqrt{(c\bar{m}(\gamma_1 - \gamma_2))^2 + 4}}{2\bar{m}}.$$

Differentiating both with respect to parameter c we get:

$$\frac{\partial(\alpha - c\gamma_1)}{\partial c} = \frac{(\gamma_2 - \gamma_1)}{2} + \frac{c\bar{m}(\gamma_1 - \gamma_2)^2}{2\sqrt{(c\bar{m}(\gamma_1 - \gamma_2))^2 + 4}}.$$

It is clear that $\frac{\partial(\alpha - c\gamma_1)}{\partial c} > 0$ for all c . Hence $\alpha - \gamma_1 c$ is monotonically increasing in c . The claim follows from (5) and noting that $\lambda_2^* = \lambda - \lambda_1^*$.

Now consider the case $\gamma_2 < \gamma_1$. From (6) we have

$$\alpha - c\gamma_2 = \frac{c(\gamma_1 - \gamma_2)}{2} + \frac{2}{\bar{m}} + \frac{\sqrt{(c\bar{m}(\gamma_1 - \gamma_2))^2 + 4}}{2\bar{m}}.$$

Following similar steps above we observe that $\frac{\partial(\alpha - c\gamma_2)}{\partial c} > 0$ for all c . Hence $\alpha - \gamma_2 c$ is monotonically increasing in c . The claim follows from (5) and noting that $\lambda_1^* = \lambda - \lambda_2^*$.

PROOF OF PROPOSITION 2

We have

$$\frac{U_1(\gamma_1, \gamma_2)}{U_2(\gamma_2, \gamma_1)} = \frac{(1 - (1 - \gamma_1)\bar{\beta})\lambda_1^*}{(1 - (1 - \gamma_2)\bar{\beta})\lambda_2^*}$$

$$\begin{aligned} U_1(\gamma_1, \gamma_2) &\geq U_2(\gamma_2, \gamma_1) \\ \Leftrightarrow \frac{\lambda_2^*}{\lambda_1^*} &\leq \frac{(1 - (1 - \gamma_1)\bar{\beta})}{(1 - (1 - \gamma_2)\bar{\beta})} \\ \Leftrightarrow \frac{\lambda_2^* + \lambda_1^*}{\lambda_1^*} &\leq \frac{(1 - (1 - \gamma_1)\bar{\beta})}{(1 - (1 - \gamma_2)\bar{\beta})} + 1 \\ \Leftrightarrow \lambda_1^* &\geq \lambda \frac{1}{\frac{1 - (1 - \gamma_1)\bar{\beta}}{1 - (1 - \gamma_2)\bar{\beta}} + 1}. \end{aligned}$$

PROOF OF THEOREM 3

(S, S) is a PNE: From Table I, (S, S) is PNF iff the following two conditions hold

$$\begin{aligned} (\beta - \rho c)(m_1 - 1/\alpha_{00}) &\geq \beta(m_1 - 1/(\alpha_{10} - c)) \\ (\beta - \rho c)(m_2 - 1/\alpha_{00}) &\geq \beta(m_2 - 2/(\alpha_{01} - c)) \end{aligned}$$

Simplifying these two conditions and using our conventions that $m_1 < m_2$, we get (15).

(N, N) is a PNE: From Table I, (N, N) is PNE iff the following conditions holds

$$\begin{aligned} \beta(m_1 - 1/(\alpha_{11} - c)) &\geq (\beta - \rho c)(m_1 - 1/\alpha_{01}) \\ \beta(m_2 - 1/(\alpha_{11} - c)) &\geq (\beta - \rho c)(m_2 - 1/\alpha_{10}). \end{aligned}$$

Simplifying and using our conventions that $m_1 < m_2$, we get (16).

(S, N) is a PNE: From Table I, (S, N) is PNF iff the following two conditions hold

$$\begin{aligned} (\beta - \rho c)(m_1 - 1/\alpha_{01}) &\geq \beta(m_1 - 1/(\alpha_{11} - c)) \\ (\beta - \rho c)(m_2 - 1/(\alpha_{01} - c)) &\geq (\beta - \rho c)(m_2 - 2/\alpha_{00}). \end{aligned}$$

Simplifying these two conditions we get (17).

(N, S) is a PNE: From Table I, (S, N) is PNF iff the following two conditions hold

$$\begin{aligned} \beta(m_1 - 1/(\alpha_{10} - c)) &\geq (\beta - \rho c)(m_1 - 1/\alpha_{00}) \\ (\beta - \rho c)(m_2 - 1/\alpha_{10}) &\geq \beta(m_2 - 1/(\alpha_{11} - c)). \end{aligned}$$

i.e.,

$$\begin{aligned} C := \frac{1/(\alpha_{10} - c) + \lambda_0 - 1/\alpha_{00}}{c(m_1 + \lambda_0 - 1/\alpha_{00})} &\leq \rho/\beta \\ \rho/\beta &\leq \frac{1/(\alpha_{11} - c) + \lambda_0 - 1/\alpha_{01}}{c(m_2 + \lambda_0 - 1/\alpha_{01})} =: D. \end{aligned} \quad (20)$$

We will next argue that $C \leq D$ leads to a contradiction.

We have

$$\begin{aligned}
C \leq D & \\
\iff & \frac{1/(\alpha_{10} - c) - 1/\alpha_{00}}{c(m_1 - 1/\alpha_{00})} \leq \frac{1/(\alpha_{11} - c) - 1/\alpha_{01}}{c(m_2 - 1/\alpha_{01})} \\
\iff & \left(m_2 - \frac{1}{\alpha_{11} - c}\right) \left(m_1 - \frac{1}{\alpha_{00}}\right) \\
& \leq \left(m_1 - \frac{1}{\alpha_{10} - c}\right) \left(m_2 - \frac{1}{\alpha_{10}}\right) \\
\iff & (m_2 - \bar{m}/2)(m_1 - \bar{m}/2) \\
& \leq \left(m_1 - \frac{1}{\alpha_{10} - c}\right) \left(m_2 - \frac{1}{\alpha_{10}}\right) \text{ (from Thm. 2)} \\
\iff & m_1 \left(\frac{1}{\alpha_{10}} - \bar{m}/2\right) + m_2 \left(\frac{1}{\alpha_{10} - c} - \bar{m}/2\right) \\
& \leq \frac{1}{\alpha_{10}(\alpha_{10} - c)} - \frac{\bar{m}^2}{4} \text{ (after rearranging)} \\
\iff & m_1 \left(\frac{1}{\alpha_{10}} - \bar{m}/2\right) + m_2 \left(\frac{1}{\alpha_{10} - c} - \bar{m}/2\right) \\
& \leq \frac{\bar{m}^2}{2 + \sqrt{(c\bar{m})^2 + 4}} - \frac{\bar{m}^2}{4}
\end{aligned}$$

where the last inequality follows by substituting value of α_{10} on RHS and simplifying. It is clear that $\frac{\bar{m}^2}{2 + \sqrt{(c\bar{m})^2 + 4}} - \frac{\bar{m}^2}{4} < 0$. We will next show that $m_1 \left(\frac{1}{\alpha_{10}} - \bar{m}/2\right) + m_2 \left(\frac{1}{\alpha_{10} - c} - \bar{m}/2\right)$ is nonnegative.

From Corollary 1 we have $\alpha_{10} - c \leq \alpha_{00} = 2/\bar{m}$. Hence we get

$$\begin{aligned}
& m_1 \left(\frac{1}{\alpha_{10}} - \bar{m}/2\right) + m_2 \left(\frac{1}{\alpha_{10} - c} - \bar{m}/2\right) \\
& \geq m_1 \left(\frac{1}{\alpha_{10}} - \bar{m}/2\right) + m_1 \left(\frac{1}{\alpha_{10} - c} - \bar{m}/2\right) \\
& = m_1 \frac{2\alpha_{10} - c}{\alpha_{10}(\alpha_{10} - c)} - m_1 \bar{m} \text{ (after simplifying)} \\
& = m_1 \bar{m} - m_1 \bar{m} = 0,
\end{aligned}$$

where the last equality follows after substituting the value of α_{10} and simplifying.

PROOF OF LEMMA 5

Proof 1: Assume $\lambda_{1j}^* > 0$ and $\lambda_{2j}^* = 0$, then by Wardrop condition we have

$$\frac{1}{m_j - \lambda_j^*} + \gamma_{1j}c_1 < \frac{1}{m_j - \lambda_j^*} + \gamma_{2j}c_2$$

where $\lambda_j^* = \lambda_{1j}^* + \lambda_{2j}^*$. Hence $\gamma_{1j}c_1 < \gamma_{2j}c_2$. The other direction follows by noting that $\lambda_j^* \neq 0 \forall j$ and applying the Wardrop conditions. Proof of the other items is similar.

PROOF OF THEOREM 4

(SN, SN) is PNE iff the following four conditions hold

$$\begin{aligned}
(\beta - \rho c_1)(m_1 - \bar{m}/2 + \lambda_0) & \geq (\beta - \rho c_2)(m_1 - \bar{m}/2 + \lambda_0) \\
(\beta - \rho c_1)(m_1 - \bar{m}/2 + \lambda_0) & \geq \beta(m_1 - 1/(\alpha - c_1)) \\
(\beta - \rho c_1)(m_2 - \bar{m}/2 + \lambda_0) & \geq (\beta - \rho c_2)(m_2 - \bar{m}/2 + \lambda_0) \\
(\beta - \rho c_1)(m_2 - \bar{m}/2 + \lambda_0) & \geq \beta(m_2 - 1/(\alpha - c_1))
\end{aligned}$$

Solving first two inequalities, we get

$$c_2 \geq c_1; \rho/\beta \leq \frac{1/(\alpha - c_1) - \bar{m}/2 + \lambda_0}{c_1(m_1 - \bar{m}/2 + \lambda_0)}$$

Solving second two inequalities, we get

$$c_2 \geq c_1; \rho/\beta \leq \frac{1/(\alpha - c_1) - \bar{m}/2 + \lambda_0}{c_1(m_2 - \bar{m}/2 + \lambda_0)}$$

Using our conventions that $m_1 \leq m_2$, we get (4).

(NN, NN) is PNE iff the following four conditions holds

$$\begin{aligned}
\beta(m_1 - \bar{m}/2) & \geq (\beta - \rho c_1)(m_1 - 1/\alpha + \lambda_0) \\
\beta(m_1 - \bar{m}/2) & \geq (\beta - \rho c_2)(m_1 - 1/\alpha + \lambda_0) \\
\beta(m_2 - \bar{m}/2) & \geq (\beta - \rho c_2)(m_2 - 1/\alpha + \lambda_0) \\
\beta(m_2 - \bar{m}/2) & \geq (\beta - \rho c_1)(m_2 - 1/\alpha + \lambda_0)
\end{aligned}$$

Solving first two inequalities, we get

$$\begin{aligned}
\rho/\beta & \geq \frac{\bar{m}/2 - 1/\alpha + \lambda_0}{c_1(m_1 - 1/\alpha + \lambda_0)} \\
\rho/\beta & \geq \frac{\bar{m}/2 - 1/\alpha + \lambda_0}{c_2(m_1 - 1/\alpha + \lambda_0)}
\end{aligned}$$

Solving second two inequalities, we get

$$\begin{aligned}
\rho/\beta & \geq \frac{\bar{m}/2 - 1/\alpha + \lambda_0}{c_2(m_2 - 1/\alpha + \lambda_0)} \\
\rho/\beta & \geq \frac{\bar{m}/2 - 1/\alpha + \lambda_0}{c_1(m_2 - 1/\alpha + \lambda_0)}
\end{aligned}$$

Using our conventions that $m_1 \leq m_2$; $c_1 \leq c_2$, we get (4).

(SN, NN) is PNE iff following conditions hold

$$\begin{aligned}
(\beta - \rho c_1)(m_1 - 1/\alpha + \lambda_0) & \geq (\beta - \rho c_2)(m_1 - 1/\alpha + \lambda_0) \\
(\beta - \rho c_1)(m_1 - 1/\alpha + \lambda_0) & \geq \beta(m_2 - \bar{m}/2) \\
\beta(m_2 - 1/(\alpha - c_1)) & \geq (\beta - \rho c_1)(m_2 - \bar{m}/2 + \lambda_0) \\
\beta(m_2 - 1/(\alpha - c_1)) & \geq (\beta - \rho c_2)(m_2 - \bar{m}/2 + \lambda_0)
\end{aligned}$$

Solving first two inequalities, we get

$$c_2 \geq c_1; \rho/\beta \leq \frac{1/\alpha - \bar{m}/2 + \lambda_0}{c_1(m_1 - \bar{m}/2 + \lambda_0)}$$

Solving second two inequalities, we get

$$\begin{aligned}
\rho/\beta & \geq \frac{1/(\alpha - c_1) - \bar{m}/2 + \lambda_0}{c_1(m_2 - \bar{m}/2 + \lambda_0)} \\
\rho/\beta & \geq \frac{1/(\alpha - c_1) - \bar{m}/2 + \lambda_0}{c_2(m_2 - \bar{m}/2 + \lambda_0)}
\end{aligned}$$

Using our conventions that $m_1 \leq m_2$ and $c_1 \leq c_2$, we get (4).

(NN, SN) is PNE iff the following four conditions holds

$$\begin{aligned} \beta(m_1 - 1/(\alpha - c_1)) &\geq (\beta - \rho c_2)(m_1 - \bar{m}/2 + \lambda_0) \\ \beta(m_1 - 1/(\alpha - c_1)) &\geq (\beta - \rho c_1)(m_1 - \bar{m}/2 + \lambda_0) \\ (\beta - \rho c_1)(m_2 - 1/\alpha + \lambda_0) &\geq (\beta - \rho c_2)(m_2 - 1/\alpha) \\ (\beta - \rho c_1)(m_2 - 1/\alpha + \lambda_0) &\geq \beta(m_2 - \bar{m}/2) \end{aligned}$$

Solving first two inequalities, we get

$$\begin{aligned} \rho/\beta &\geq \frac{1/(\alpha - c_1) - \bar{m}/2 + \lambda_0}{c_2(m_1 - \bar{m}/2 + \lambda_0)} \\ \rho/\beta &\geq \frac{1/(\alpha - c_1) - \bar{m}/2 + \lambda_0}{c_1(m_1 - \bar{m}/2 + \lambda_0)} := A1 \end{aligned}$$

Solving second two inequalities, we get

$$c_1 \leq c_2; \rho/\beta \leq \frac{\bar{m}/2 - 1/\alpha + \lambda_0}{c_1(m_2 - 1/\alpha + \lambda_0)} := B1$$

Using our conventions that $m_1 \leq m_2$ and $c_1 \leq c_2$, we get

$$\frac{1/(\alpha - c_1) - \bar{m}/2 + \lambda_0}{c_1(m_1 - \bar{m}/2 + \lambda_0)} \leq \rho/\beta \leq \frac{\bar{m}/2 - 1/\alpha + \lambda_0}{c_1(m_2 - 1/\alpha + \lambda_0)}$$

which is not true because $A1 > B1$ (the proof is exactly on same lines to that of $C > D$).

Other strategies cannot be PNE. This is because the conditions to be PNE gives $c_1 \geq c_2$ which is contradiction to our assumption.

REFERENCES

- [1] C. Labovitz, D. McPherson, S. Iekel-Johnson, J. Oberheide, and F. Jahanian, "Internet inter-domain traffic," in Proc. ACM SIGCOMM, New Delhi, India, 2010.
- [2] M. Page, L. Rossi, and C. Rand, "A viable future model for the Internet," A. T. Kearney Paper, 2010.
- [3] Vishal Mishra, "Routing money, not packets," ACM Magazine, Communications, Vol. 58, Issue 6, June 2015. Pages 24-27
- [4] X. Wang, R. Ma, and Y. Xu, "The Role of Data Cap in Optimal Two-Part Network Pricing", in IEEE/ACM Transactions on Networking, vol. 25, no. 6, 2017.
- [5] S. Sen, C. Joe-wong, S. Ha, and M. Chiang, "A Survey of Smart Data Pricing: Past Proposals, Current Plans, and Future Trends," ACM Computing Surveys, 2013.
- [6] R. T. B. Ma. "Subsidization Competition: Vitalizing the Neutral Internet", IEEE/ACM Transactions on Networking, vol. 24, no. 4, 2016.
- [7] <http://ec.europa.eu/competition/publications/reports/kd0217687enn.pdf>.
- [8] <http://www.crtc.gc.ca/eng/archive/2016/2016-192.pdf>.
- [9] https://www.ccom.gov.co/pp/Zero_rating_eng.pdf.
- [10] <http://traf.gov.in/sites/default/files/CP-Differential-Pricing-09122015.pdf>.
- [11] E. Altman, J. Rojas, S. Wong, M. K. Hanawal, and Y. Xu, "Net neutrality and Quality of Service," in Proc. of the Game Theory for Networks, GameNets (invited paper), Shanghai, China, 2011.
- [12] M. Andrews, U. Ozen, M. I. Reiman, and Q. Wang, "Economic models of sponsored content in wireless networks with uncertain demand," in Proc. of IEEE INFOCOM Workshop on Smart Data Pricing, 2013.
- [13] L. Zhang, D. Wang, "Sponsoring Content: Motivation and Pitfalls for Content Service Providers," Proc. of IEEE INFOCOM Workshop on Smart Data Pricing, 2014.
- [14] R. ElDelgawy and R. J. La, "Interaction between a content provider and a service provider and its efficiency," in Proc. of IEEE INFOCOM, 2015.
- [15] R. ElDelgawy and R. J. La, "A case study of internet fast lane," in Proc. of Annual Conference on Information Sciences and Systems (CISS), 2015.
- [16] M. H. Lotfi, K. Sundaresan, S. Sarkar, and M. A. Khojastepour, and S. Rangarajan "The economics of quality sponsored data in non-neutral networks," in Proc. of International Symposium on Modeling and Optimization in Mobile, Ad Hoc and Wireless Networks (WiOpt) , 2015.

- [17] R. T. B. Ma, "Subsidization competition: Vitalizing the neutral internet," in Proc. of ACM CoNEXT, 2014.
- [18] C. Joe-Wong, S. Ha, and M. Chiang, "Sponsoring mobile data: An economic analysis of the impact on users and content providers," in Proc. of IEEE INFOCOM, 2015.
- [19] L. Zhang, W. Wu, and D. Wang, "Sponsored data plan: A two-class service model in wireless data networks," in Proceedings of ACM SIGMETRICS, 2015.
- [20] M. Zou, R. T. B. Ma, X. Wang, and Y. Xu. "On Optimal Service Differentiation in Congested Network Markets". In Proceedings of the IEEE International Conference on Computer Communications (INFOCOM), 2017.
- [21] B. Jullien, and W. Sand-Zantman, "Internet regulation, two-sided pricing, and sponsored data", in International Journal of Industrial Organization, vol. 58, pp. 31-52, 2018.
- [22] J. Calzada, and M. Tselekounis, "Net Neutrality in a hyperlinked Internet economy", in International Journal of Industrial Organization, vol. 59, pp. 190-221, 2018.
- [23]
- [24] Manjesh K. Hanawal, Fehmina Malik and Yezekael Hayel, "Differential Pricing of Traffic in the Internet" in Proc. of International Symposium on Modeling and Optimization in Mobile, Ad Hoc and Wireless Networks (WiOpt), 2018. L. Kleinrock, "Queueing Systems," Vol-1 Theory, John Wiley & Sons, 1975
- [25] M. Frank, and P. Wolfe, "An Algorithm for Quadratic Programming," Naval Research Logistics Quarterly, 3(1-2), 1956 .
- [26] J. G. Wardrop, "Some Theoretical Aspects of Road traffic Research," in Proc. of the Institution of Civil Engineers, 1 (3), 1952.
- [27] R. W. Wolff, "Poisson Arrivals See Time Averages," Operations Research, 30 (2), 1982.

Manjesh K. Hanawal received the M.S. degree in ECE from the Indian Institute of Science, Bangalore, India, in 2009, and the Ph.D. degree from INRIA, Sophia Antipolis, France, and the University of Avignon, Avignon, France, in 2013. After spending two years as a postdoctoral associate at Boston University, he is now an Assistant Professor in Industrial Engineering and Operations Research at the Indian Institute of Technology Bombay, Mumbai, India. His research interests include communication networks, machine learning and network economics.

Fehmina Malik is currently pursuing Ph.D. at IEO, IIT Bombay, Mumbai, India. She received her B.Sc. Hons. Mathematics degree, M.Sc. and M.Phil in Operations Research from University of Delhi, Delhi, India in 2011, 2013 and 2015 respectively. Her current research interests include Game theory, Internet Economics, Supply Chain and Inventory Management.

Yezekael Hayel He has been Assistant/Associate Professor with the University of Avignon, France, since 2006. He has held a tenure position (HDR) since 2013. His research interests include performance evaluation and optimization of networks based on game theoretic and queueing models. He looks at applications in communication/transportation and social networks, such as wireless flexible networks, bio-inspired and self-organizing networks, and economic models of the Internet and yield management. Since joining the Networking Group of the LIA/CERI, he has participated in several projects. He was also involved in workshops and conference organizations. He participates in several national (ANR) and international projects with industrial companies, such as Orange Labs, Alcatel-Lucent, and IBM, and academic partners, such as Supelec, CNRS, and UCLA. He has been invited to give seminal talks in institutions, such as CRAN, INRIA, Supelec, UAM (Mexico), ALU (Shanghai), TU Delft, UGent and Boston University. He was a visiting professor at NYU Polytechnic School of Engineering in 2014/2015. He is now the head of the computer science/engineering institute (CERI) of the University of Avignon.