

Prediction of trending topics using ANFIS and deterministic models

René Escalante*^{†‡}

Marco Odehnal*

October 16, 2017

Abstract

Trending topics are often the result of the spreading of information between users of social networks. These special topics can be regarded as rumors. The spreading of a rumor is often studied with the same techniques as in epidemics spreading. In order to provide a prediction curve, we implemented an adaptative neuro fuzzy inference system (ANFIS). It is common that many datasets may not have enough measured variables, so we propose a method for obtaining a more accurate fitting of a spreaders curve by selecting estimated variables given by the deterministic model. So, in our numerical experimentations, a deterministic approach using SIR and SIRS models (with delay) for two different topics is used.

Keywords: Fuzzy logic; ANFIS; Rumor propagation; Epidemiology; Deterministic models; Trending topics.

MSC 92D50, 92D30, 92D25, 92D99

1 Introduction

Each day, the social networks keep on growing very quickly and therefore, the way that people spread information has changed dramatically. But of course, this may have serious psychological consequences on the individuals; for example, Del Vicario *et al.* proposed a mathematical model [1], where it is concluded that social network users use to spread only those rumors which are related to their favorite category (which could be, for example, science or conspiracy theories). This behavior is reinforced when the users make contact with specialized communities in these topics, which may frequently lead them into situations of disinformation and paranoia [1].

The spreading of a rumor exhibits quite similar dynamics to epidemics spreading and thus, epidemics-based techniques have been used. Many authors have researched following this line of work (see, for

*Departamento de Cómputo Científico y Estadística, División de Ciencias Físicas y Matemáticas, Universidad Simón Bolívar, Ap. 89000, Caracas, 1080-A, Venezuela (rescalante@usb.ve, markodehnal@gmail.com).

[†]Corresponding author.

[‡]This author was partially supported by the Decanato de Investigación y Desarrollo (DID) at USB.

example, [2], [3], [4] and [5]). Thus, for instance, according to [4], a rumor can be seen as an “infection of the mind”.

In the compartmental models, the population is divided in three classes: the **ignorants** (S), who do not know the rumor, the **spreaders** (I), who are currently spreading the rumor and, finally, the **stiffers** (R), who even though they know the rumor, do not spread it. These three categories correspond to their epidemiologically equivalent **susceptibles** (S), **infected** (I), and **removed** (R), respectively. The compartment models are one of the best known deterministic models. The SI, SIR, SIS or SIRS models are an example of compartment models [6].

The standard propagation rumor model was introduced in 1965 by Daley and Kendall [2]. Also, the modeling of rumor propagation has been proposed by other authors such as Rapoport (1948) and Bartholomew (1967) (see [7] and references therein), and Zanette (2001) [8]. These models are based on stochastic processes. However, in this paper we propose a different approach.

In this work, we developed a mathematical model that provides a good fitting for trending topic datasets, using deterministic models and ANFIS. As far as we know, fitting a rumor-spreading related dataset, using both deterministic models and ANFIS the way it is shown in this paper, has not been considered before. Additionally, we propose an original technique to improve the fitting accuracy, while obtaining quantitative information about unknown variables.

This paper is organized as follows. In Section 2, we review some basic concepts. In Section 3, we provide a brief description about our ANFIS approach using deterministic models, and its advantages. In Section 4 we present preliminary numerical experimentation to illustrate the proposed strategy. Finally, in Section 5 some concluding remarks are presented.

2 Preliminaries

2.1 Deterministic Models

In this paper two deterministic models are used for different situations. The first model is the well-known SIR model (differential equations-based), which was proposed by Kermack and McKendrick [9] to study epidemic diseases such as measles and rubella [10].

The SIR model is given by the following system of ordinary differential equations:

$$\begin{cases} \frac{dS}{dt} = -\alpha SI, \\ \frac{dI}{dt} = \alpha SI - \beta I, \\ \frac{dR}{dt} = \beta I, \end{cases}$$

where α y β are called *infection rate* and *recovery rate*, respectively.

In addition to the distinction between diseases for which recovery confers immunity against reinfection (SIR model) and diseases for which recovered members are susceptible to reinfection, we consider the intermediate possibility of temporary immunity described by a model of SIRS type, with constant immunity (delay differential equations-based). This model shows an endemic and unstable equilibrium

point, because there is always a prevalence of the disease in the population. More complicated compartmental structure is possible. For example, there are SEIR and SEIS models, with an exposed period between being infected and becoming infective [11]. However, it makes difficult the assignment of resources for treatments [11].

The SIRS model is given by the following system of delay differential equations:

$$\begin{cases} \frac{dS}{dt} = -\alpha S(t)I(t) + \beta I(t - \omega), \\ \frac{dI}{dt} = \alpha S(t)I(t) - \beta I(t), \\ \frac{dR}{dt} = \beta I(t) - \beta I(t - \omega), \end{cases}$$

where α , β y ω are called *infection rate*, *recovery rate* and *temporary immunity period length*, respectively.

As it is seen in epidemics spreading, rumors can also exhibit different behaviors, such as a behavior where everybody is talking about the same topic over and over, but after some time, this attitude ends and people lose their interest about this topic very quickly. So, not everybody is the same and there will be different transmission rates of the rumor among different people (i.e., if there was heterogeneity in classes). Hence a SIR-type model can be used to study these kind of situations (see, for example, [12]). Rumors with a periodic spreading behavior also exist, these can be events that are expected to happen with a certain frequency. In this paper to model periodicity the SIRS with constant temporary immunity model is used.

2.2 ANFIS (Adaptative Neuro-Fuzzy Inference Systems)

Fuzzy logic has been used as a powerful tool for modeling uncertainty [13]. One of the most important models in fuzzy logic is the Takagi-Sugeno model, which arises as an effort for systematically generating linguistic rules from an input-output data [14].

In order to provide a good fitting to a dataset, a special neural network called ANFIS is used. It is functionally equivalent to an RBF network under certain conditions [15], but unlike the RBF, ANFIS allows to do qualitative research of the data because of its close relations to fuzzy logic. ANFIS was proposed to be equivalent to the Takagi-Sugeno model [15], so that it is possible to estimate the linguistic rules of the Takagi-Sugeno model starting from the training of an ANFIS network.

For the simplest of explanations of the layers, a two-input linear Takagi-Sugeno model is considered (see [15] for details):

- **Layer 1 (input layer):** a membership function is applied to the inputs. This will be the output function of the first layer:

$$O_{1,i} = \begin{cases} \mu_{\tilde{A}_i}(x) & \text{if } i = 1, 2, \\ \mu_{\tilde{B}_{i-2}}(y) & \text{if } i = 3, 4, \end{cases}$$

where x (or y) are the input elements of the node i and \tilde{A}_i (or \tilde{B}_{i-2}) are membership values between 0 and 1. $O_{1,i}$ is the equivalent of a fuzzification. It can be considered as a MF (Membership Function), for example, a generalized bell-shaped MF:

$$\mu_{\tilde{A}} = \frac{1}{1 + \left| \frac{x-c_i}{a_i} \right|^{2b_i}},$$

where $\{a_i, b_i, c_i\}$ are the function's parameters known as **premise parameters**.

- **Layer 2:** every node, denoted by Π , has an output function:

$$O_{2,i} = w_i = \mu_{\tilde{A}_i}(x)\mu_{\tilde{B}_i}(y), \text{ with } i = 1, 2.$$

This output represents the firing strength of a rule; that is to say, the degree on which a rule is satisfied. Whenever it is closest to 1, it will be more fulfilled, however, if this value is close to 0, there will be low fulfillment.

- **Layer 3:** every node, denoted by N , has as output function the **normalized firing strengths** (degree of fulfillment of a fuzzy rule with maximum value 1)

$$O_{3,i} = \bar{w}_i = \frac{w_i}{w_1 + w_2}, \text{ with } i = 1, 2.$$

- **Layer 4:** the outputs of the fuzzy rules are weighted by the normalized firing strengths, so the output function is given by

$$O_{4,i} = \bar{w}_i f_i = \bar{w}_i (p_i x + q_i y + r_i),$$

where \bar{w}_i is the normalized firing strength calculated in the third layer, and $\{p_i, q_i, r_i\}$ are the parameters of this node known as **consequent parameters**.

- **Layer 5 (output layer):** the only node of this layer, denoted by Σ , computes the general output of the network:

$$O_{5,1} = \sum_i \bar{w}_i f_i = \frac{\sum_i w_i f_i}{\sum_i w_i}.$$

This is not the unique setting of ANFIS, because it is possible to merge the third and fourth layers in order to obtain a four-layer network [15]. Moreover, the normalization can be done in the output layer [15]. This network can be trained using a hybrid algorithm: the output layer parameters are estimated using least mean squares and the rest of the network is trained using backpropagation [15].

3 Fuzzy logic approach using deterministic models

Deterministic models have been frequently used to analyze the qualitative behavior of phenomena. In general, these kinds of models are much easier to analyze than stochastic models due to their definite nature [16]. Most of these models are restricted to the assumption of constant rates [17], therefore they often fail to model important shifts that are seen in real situations (see for example, the experiments in Sections 4.1 and 4.2). In this paper we propose a fuzzy logic approach using deterministic models, in order to provide a good data fitting while preserving the qualitative information that can be extracted from the deterministic models.

The strategy follows two important steps:

1. **Fitting data using a deterministic model:** a deterministic model is picked so that the error between real data and estimated data is as small as possible. This model will estimate unknown variables that should be implicit to the dataset.
2. **Training the ANFIS network:** this is carried out in two stages: first, the input variables should be chosen based on a criterion (e.g., Mallows' C_p). Then, the real dataset must be split into train and test data. When training ANFIS overfitting must be avoided by selecting right input variables, amount of MFs, and number of epochs.

In this paper we considered two rumor-related datasets, which we model using some well-known deterministic models. The first one, “Gangnam Style”, shows a similar behavior to the SIR spreaders curve. The second rumor, “Game of Thrones”, has a periodical behavior and therefore, we considered a SIRS model with delay. If a dataset is non-chaotic, it is possible to grasp the fundamental behavior of the trending topic, and then supply an adequate deterministic model for the situation.

This approach allows us to analyze the data via deterministic models and at the same time, by using ANFIS, estimate unknown values and automatically formulate linguistic rules. Time series models such as ARIMA have been widely used for generating accurate predictions, using a given dataset indexed in chronological order. ARIMA models can provide predictions by only considering historical data, however, our ANFIS approach provides a prediction curve as well, using instead the implicit information that can be extracted from the deterministic models. ANFIS' accuracy has been compared experimentally with an ARIMA model, where ANFIS provided the most accurate predictions [18].

4 Numerical Applications

We accessed Google Trends, the public web facility of Google Inc. based on Google Search engine in order to obtain weekly measured trending topics. Two trending topics were selected: “Gangnam Style” and “Game of Thrones”. The simulations and numerical results were provided by the scientific computation tool known as MATLAB, version R2013a. Fuzzy Logic Toolbox within the framework of MATLAB was used for the training and evaluation of ANFIS. The functions used were the following: `genfis1` for generating the FIS, which is later trained using `anfis`, and finally `evalfis`, for evaluating the experimental data on our trained system.

Populations of ignorants, spreaders and stiffers were normalized. It is considered that spreaders are individuals who browse the internet looking for information related to the topic they are interested in.

In both experiments, each dataset was split into 50:50 for training and testing data, respectively. The division of the datasets can be seen in Figure 2(c) and Figure 4(c).

4.1 The “Gangnam Style” fever

“Gangnam Style” is a song interpreted by the South Korean musician Psy. It was released on July 15, 2012 together with a music video, which shortly became the most viewed video of Youtube. After several weeks, this popular song was not interesting anymore for the majority of the web users. As it is seen in Figure 1(b), there are two important peaks around the first 50 weeks, this is a behavior known as “chimney” [19]. “Chimneys” are composed by two “wedges”, (where population rises and falls at similar rates over time) which are separated by a level in which the population does not have a strong variation. In other words, there is a rumor outbreak but the user interest remains very high for a few weeks before dropping down. It is suggested in [19] that the majority of topics share the same patterns in both search and social media activity, so modeling this situations using a model of social behavior model would be appropriate. The SIR deterministic model only has one peak, therefore it is used for studying only the general behavior of this rumor and extracting useful information for predictions.

Google Trends dataset provided dates against search percents, so the only available data for fitting the spreaders was the time variable. A better dataset was needed to produce a good fitting, so by applying an SIR model to the spreader data would create estimated curves for ignorants, stiffers and also spreaders (all time-dependent). In order to fit the SIR model, we needed to solve the parameters searching problem, which was solved using exhaustive search on the α and β parameters from 0.001 to 1, taking a 0.001 length step. For each value of α and β , Euler’s method was used to solve the ODE with initial conditions $S_0 = 0.99, I_0 = 0.01, R_0 = 0$. And so, the best SIR model was chosen to minimize the *LSE* (Least Squares Error) of the spreaders:

$$LSE = \frac{1}{n} \sum_{i=1}^n (\hat{Y}_i - Y_i)^2$$

where \hat{Y}_i is the estimated value and Y_i is the real value. The elapsed time of this algorithm was 0.958143 seconds, for $n = 233$. The parameters are shown in Table 1. Figure 1 shows the closest fit provided by an SIR model to this dataset.

	<i>LSE</i>	I_0	α	β	n
Value	0.0046	0.01	0.7750	0.0380	233

Table 1: “Gangnam Style” SIR parameters.

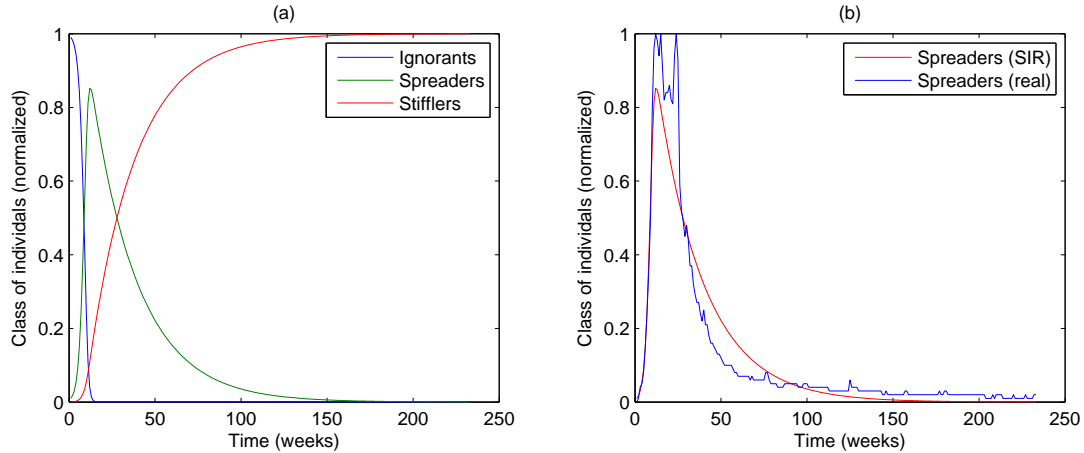


Figure 1: Class of individuals related to the trending topic “Gangnam Style”. (a) SIR model adapted to “Gangnam Style”; (b) graphical comparison between real and estimated data by the SIR model.

Now we have three variables to select as an input: time, ignorants (SIR), and stiffers (SIR), but it is necessary to select the appropriate variables that can allow ANFIS to produce both a well trained model with good accuracy. For this task we considered Mallows’ C_p criterion, from which the C_p statistic is defined as follows:

$$C_p = \frac{\sum_{i=1}^n (\hat{Y}_i - Y_i)^2}{\sigma_d^2} - n + 2p,$$

where σ_d^2 is the mean square error of the residuals for a full model using all possible input variables, n is the size of the dataset, and p is the number of parameters of the model [20]. ANFIS has two sets of parameters: nonlinear and linear, which are determined by the number of input variables, membership function type and amount, and the network’s output, respectively. So, p can be calculated using the following equation:

$$p = \begin{cases} VK\theta + K^V & \text{for constant output,} \\ VK\theta + (V + 1)K^V & \text{for linear output,} \end{cases}$$

where V is the number of input variables, K is the number of membership functions, and θ is the number of parameters of the membership function. The first and the second terms correspond to the number of nonlinear and linear parameters, respectively. Theoretically, the value of C_p for the optimal model will be p [20], therefore, in order to select the best model, we first calculated the Mallows’ C_p . Then we computed the distance between this result and each p in order to find which model’s coefficient is the closest to its number of parameters.

Table 2 suggests that time and stiffers (SIR) with constant output provide the optimum model. Hence, we selected these two variables as the ANFIS inputs.

Output	Input variables (single-input)		
	ignorants (SIR)	stiffers (SIR)	time
constant	1.1381×10^4	118.5243	7.0423×10^3
linear	5.5173×10^5	778.0769	3.6166×10^4

Output	Input variables (double-input)		
	ignorants (SIR) + stiffers (SIR)	ignorants (SIR) + time	stiffers (SIR) + time
constant	65.62	3.9308×10^3	48.4960
linear	1.3748×10^3	3.2994×10^3	520.2115

Table 2: Distance between Mallows’ C_p and the corresponding number of parameters of each model. This table was considered for choosing the best ANFIS input variables for the “Gangnam Style” experiment.

As a neural network, ANFIS also requires to be trained within a certain number of epochs. Different training epochs can affect the capability of the network to classify patterns on which they have not been trained (generalization capability); for example, an overtrained network will only produce good results with familiar data. The real data was split into a training data and a validation data. Several simulations were done using different number of training epochs for ANFIS, verifying that the check error (difference between ANFIS output and validation data) and training errors (difference between ANFIS output and training data) were close (so that ANFIS would have generalization capability). Also, we compared the the generalization capabilities and LSE between linear and constant output models. Finally, the best ANFIS network for this dataset was found within 50 epochs, as it can be seen in Figure 2.

Membership functions also play a fundamental role in Fuzzy Inference Systems modelling, and it is important that these are chosen carefully. The performance of ANFIS is very sensitive to the amount of MFs in the system, so it should be expected that complex systems with a great quantity of MFs will perform poorly because of the amount of the premise parameters that need to be estimated. MFs can have many shapes, such as triangle, trapezoidal, gaussian, generalized bell-shaped, etc. [15]. The shape of the MF can affect the accuracy of the task that is given to the ANFIS, and according to the practical results of [21] and [22], the Gaussian MF provided a higher degree of accuracy with less complexity (this MF only has two parameters). The Gaussian MF is defined as follows:

$$\mu_{\bar{A}} = \exp\left(-\frac{(x - m)^2}{2\sigma^2}\right),$$

where m and σ represent the center and the width of the MF, respectively.

Regarding the fuzzy rules generated by ANFIS, three Gaussian MFs were selected per input variable, so that increasing the inputs to our network would not cause the number of parameters to quickly surpass the available data. The fuzzy rules are used only for computational purposes (see [14] for basic details on fuzzy inference).

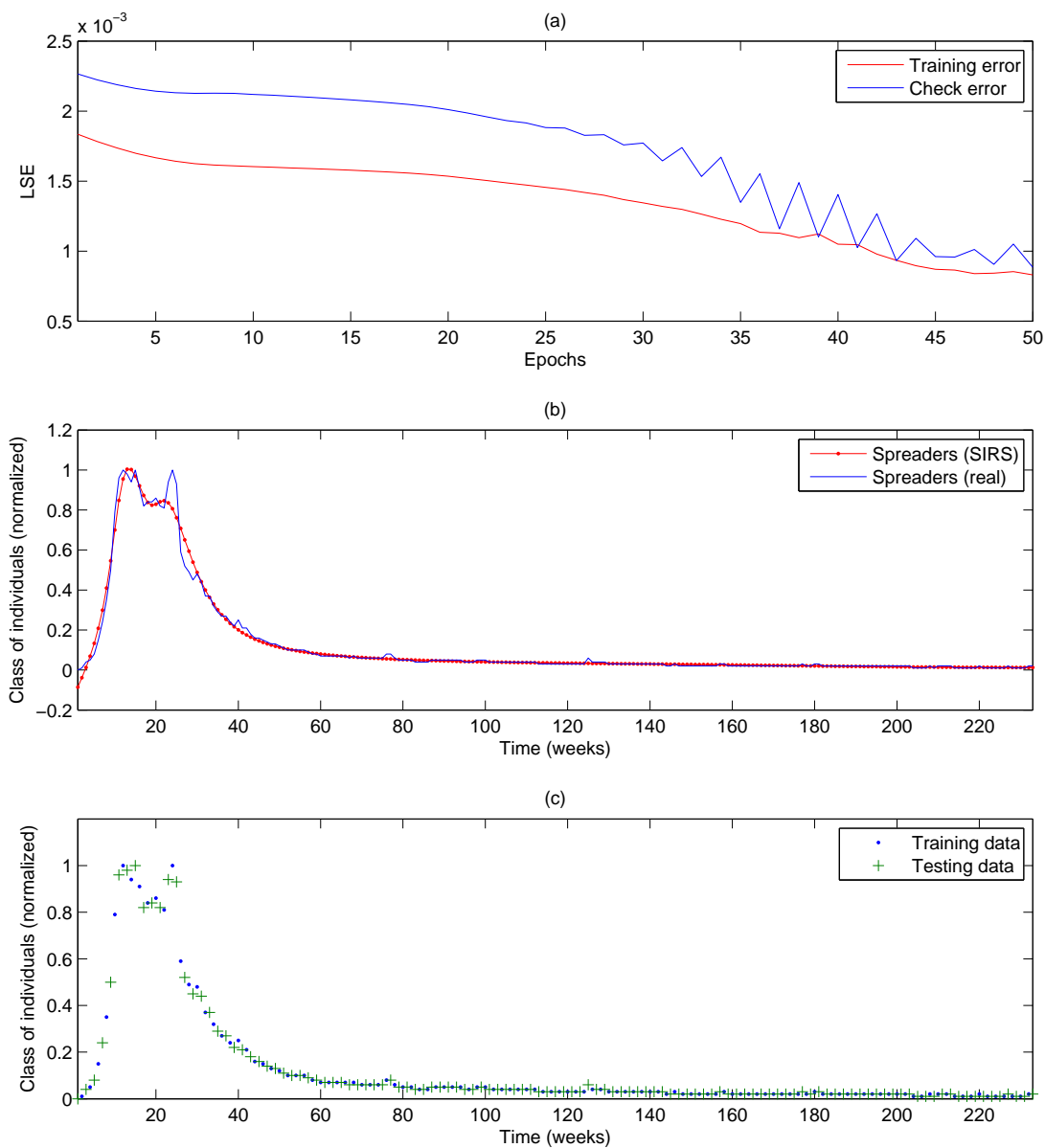


Figure 2: ANFIS “Gangnam Style” prediction curve analysis. Input variables: time and stiffers (SIR), constant output. (a) Comparison of training and check LSE for linear output, (b) comparison of real data and ANFIS output, (c) division of the dataset into training data and testing data.

Although the spreaders curve provided by the SIR model fits the most general behavior of the data

(Figure 1), the ANFIS output can now fit the important shift that happens between the 20th and 30th week, as it is seen in Figure 2.

4.2 Seasons of “Game of Thrones”

Game of Thrones is a critically acclaimed television series, which has been highly anticipated throughout the years because of its great success. The Google Trends dataset shows a periodical “chimney” which happens between each season premiere and finale (see Figure 3(b)). Another interesting feature of its success is the increasing number of viewers throughout the years.

In order to obtain weekly data, seasons 2 to 6 were considered for this study. Contrary to the “Gangnam Style” trend, the interest in this television series is not lost, instead, every year numerous people start watching this show every time a new season is premiered.

We used SIRS model with delay to fit the spreaders again, but this time fitting the parameters with exhaustive search is not convenient because of the broad amount of values that ω (i.e., the temporary immunity period length) may take. Instead, we used the MATLAB function `fminsearch`, which is based on the algorithm of Nelder-Mead described in [23]. We proceed to minimize the function:

$$Err(\alpha, \beta, \omega) = \|Y(t) - \hat{Y}(\alpha, \beta, \omega, t)\|_2^2 = \sum_{t=0}^{n-1} (Y(t) - \hat{Y}(\alpha, \beta, \omega, t))^2,$$

where Y is the real data, \hat{Y} are the estimated spreaders by the delayed SIRS model, and n is the number of measures, such that we have a sequence of n elements: $t = 0, 1, 2, \dots, n - 2, n - 1$. For each iteration of Nelder-Mead’s method, DDE’s are solved using the MATLAB function `ddesolve` [24].

Since the Nelder-Mead algorithm is a direct method, it has the important advantage that no information about the gradient is needed [25]. `fminsearch` does not allow to find global minima for any initial point, thus, we had to start sufficiently close to the global minimum. Finding the global minimum is equivalent to finding the best fitting SIRS model for the real data. After manually changing the initial parameters, we found that for $\alpha_0 = 0.7$, $\beta_0 = 0.5$, $\omega = 40$, we obtained the optimum parameters, shown in Table 3 in 9.527718 seconds.

In Figure 3 the fitting quality is compared to the real data. It can be seen in this figure that the spreaders provided by the SIRS have constant amplitude, however, the amplitude of the real data oscillations increases through time. Therefore, the fitting quality was not the best.

	LSE	I_0	α	β	ω	n
Value	0.0153	0.05	0.4981	0.1475	37.1562	261

Table 3: Delayed SIRS parameters for “Game of Thrones”.

To provide a good fitting for this complex curve the estimated number of spreaders was considered as a possible input, as it is shown in Table 4, which displays the distance between Mallows’ C_p and the number of parameters.

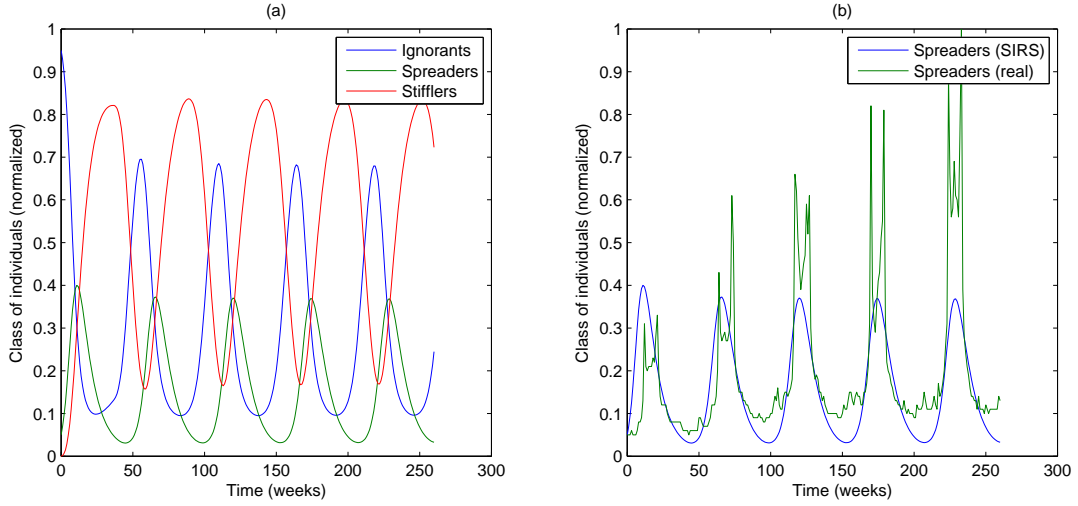


Figure 3: Class of individuals related to “Game of Thrones”. (a) Delayed SIRS populations; (b) delayed SIRS spreaders compared to real spreaders of “Game of Thrones”.

Output	Input variables (single-input)			
	ignorants (SIRS)	spreaders (SIRS)	stiffers (SIRS)	time
constant	1.1512×10^3	472.2731	187.4789	1.1637×10^3
linear	175.5956	213.1175	185.5772	170.4134

Output	Input variables (double-input)		
	ignorants (SIRS) + stiffers (SIRS)	ignorants (SIRS) + spreaders (SIRS)	spreaders (SIRS) + stiffers (SIRS)
constant	268.7067	437.7463	315.8023
linear	196.2437	190.5610	198.7697
Output	Input variables (double-input)		
	time + ignorants (SIRS)	time + spreaders (SIRS)	time + stiffers (SIRS)
constant	972.5523	145.5336	721.7847
linear	165.4337	204.7196	179.5269

Output	Input variables (triple-input)			
	ignorants (SIRS) + spreaders (SIRS) + stiffers (SIRS)	time + ignorants (SIRS) + spreaders (SIRS)	time + ignorants (SIRS) + stiffers (SIRS)	time + spreaders (SIRS) + stiffers (SIRS)
constant	298.0590	61.0377	142.8159	78.1933
linear	96.6029	123.2538	124.3661	123.7143

Table 4: Distance between Mallows’ C_p and the corresponding number of parameters of each model. This table was considered for choosing the best ANFIS input variables for the “Game of Thrones” experiment.

Time, spreaders (SIRS), and stiffers (SIRS) were used as input variables for ANFIS. After many simulations, the best model was obtained with the outstandingly low amount of four epochs, with three Gaussian MFs (just like the “Gangnam Style” example), and constant output (see Figure 4). In this experiment, the overfitting problem appears, this is because ANFIS was trained with few data points compared to its great number of parameters [26], which will increase depending on the amount of input variables and MFs (see [27] for details). As it can be seen in Figure 4(a), the Epochs were limited to only four, because otherwise, the overfitting would have been greater. It is expected to be an evident difference between training and check error because of the lack of data found on the peaks (see Figure 4(c)). We believe that a more accurate deterministic model that fits the spreaders dataset can be found. If so, the relation between the simulations and the real data will make it easier for a much simpler network to avoid overfitting while providing an accurate model.

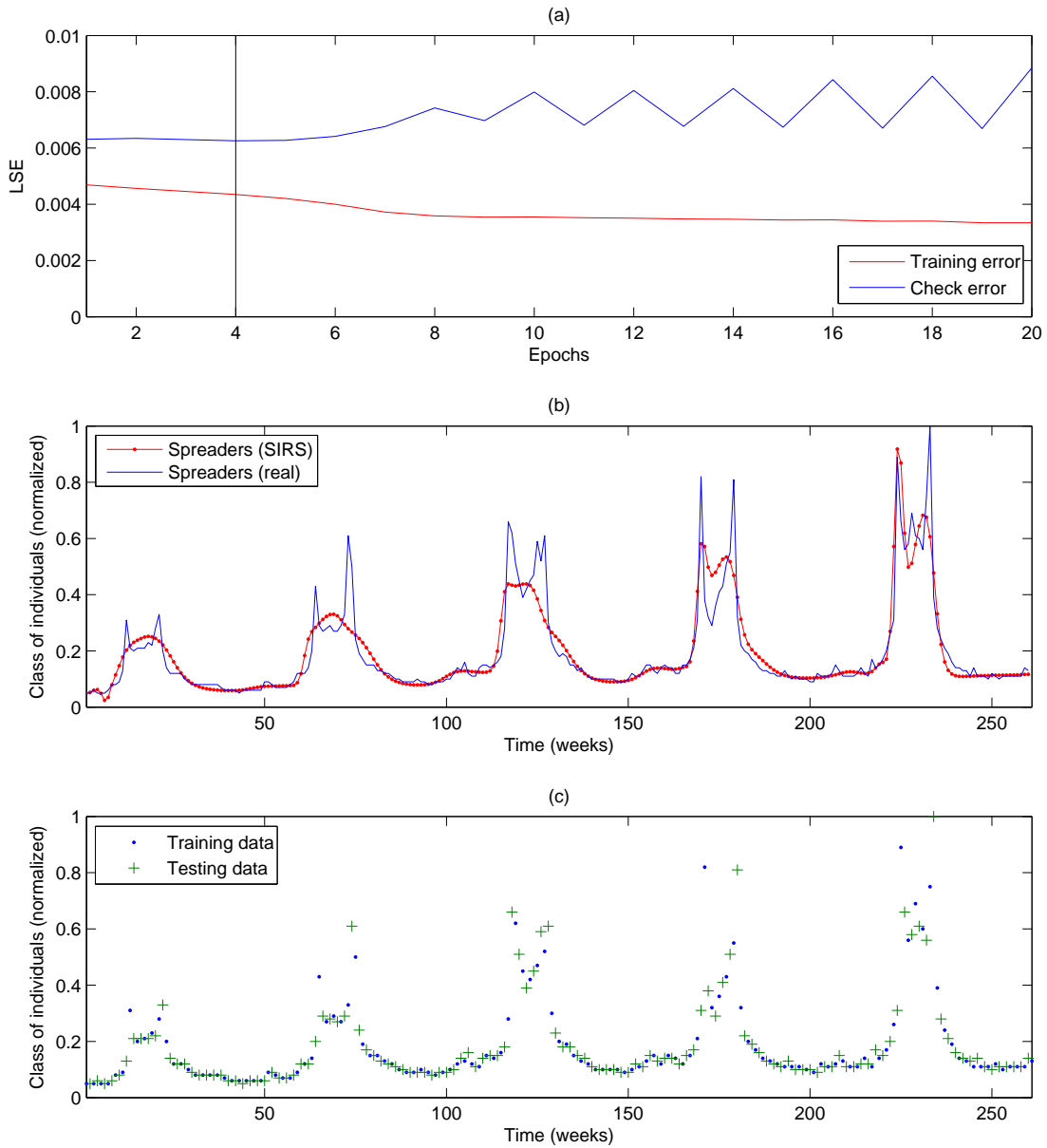


Figure 4: ANFIS “Game of Thrones” prediction curve analysis. Input variables: time, ignorants (SIRS) and spreaders (SIRS), constant output. (a) Comparison of training and check LSE for linear output, (b) comparison of real data and ANFIS output, (c) division of the dataset into training data and testing data.

This result shows that fitting models for even more complex behaviors such as periodicity with non-constant amplitude can be found, using the procedure proposed in this paper. In this case, a delayed differential equations-based model provided a good estimation of unknown variables, and with the help of fuzzy rules (generated by ANFIS) we could find a better fitting model for the spreaders.

5 Concluding remarks

In the course of time, different techniques have been used to study the spreading of rumors. Fitting a dataset is a problem to which many approaches have been proposed [28]; in particular, the discussed use of ANFIS in this paper, broadens up the field for new investigations.

The ANFIS approach allowed us to find the best prediction model for each dataset, however, this network is very sensible to the number of parameters, so we selected an appropriate type and amount of MFs. Mallows C_p criterion can be useful for selecting optimum prediction models.

After performing many tests and analyzing the process of fitting the trending datasets, we concluded that if a dataset does not provide enough information, it is possible to obtain implicit information by applying known mathematical models (particularly, deterministic models). Knowing these variables allowed us to fit the dataset by training the ANFIS network. This has been one of the most useful results of this work and will be the starting point for future research.

References

- [1] M. Del Vicario, A. Bessi, F. P. F. Zollo, A. Scala, G. Caldarelli, H. E. Stanley, and W. Quattrociocchi, “The spreading of misinformation online,” *Proceedings of the National Academy of Sciences*, vol. 113, pp. 554–559, January 2016.
- [2] D. J. Daley and D. G. Kendall, “Stochastic rumours,” *IMA Journal of Applied Mathematics*, vol. 1, no. 1, pp. 42–55, 1965.
- [3] D. Maki and M. Thompson, *Mathematical Models and Application, With Emphasis on Social, Life, and Management Sciences*. Englewood Cliffs, N.J.: Prentice-Hall, 1973.
- [4] M. Nekovee, Y. Moreno, G. Bianconi, and M. Marsili, “Theory of rumour spreading in complex social networks,” *Physica A*, vol. 374, pp. 457–470, 2007.
- [5] R. Escalante, “Un modelo matemático determinístico para la propagación de rumores,” *CIMEN-ICS*, vol. XIII, pp. MM–1–12, July 2016.
- [6] F. Brauer, C. Castillo-Chávez, E. D. L. Pava-Salgado, K. Barley, C. W. Castillo-Garsow, D. Chowell, B. Espinoza, P. G. Parra, C. H. Suárez, and V. M. Moreno, *Modelos de la propagación de enfermedades infecciosas*. Cali, Colombia: Universidad Autónoma de Occidente, 1 ed., 2015.

- [7] D. Daley and J. Gani, *Epidemic Modelling: An Introduction*. Cambridge University Press, 2001.
- [8] D. Zanette, “Critical behavior of propagation on small-world networks,” *Phys Rev E Stat Nonlin Soft Matter Phys*, vol. 64, 2001. Art. ID 050901.
- [9] W. O. Kermack and A. G. McKendrick, “A Contribution to the Mathematical Theory Epidemics,” *Proceedings of the Royal Society of London*, vol. 115, no. 772, pp. 700–721, 1927.
- [10] F. Brauer and C. Castillo-Chávez, *Mathematical Models in Population Biology and Epidemiology*. New York, USA: Springer, 1 ed., 2012.
- [11] F. Brauer and C. Castillo-Chávez, *Mathematical Models for Communicable Diseases*. Philadelphia, USA: Universidad Autónoma de Occidente, 1 ed., 2013.
- [12] K. Thompson, R. C. Estrada, D. Daugherty, and A. Cintrón-Arias, “A deterministic approach to the spread of rumors,” Tech. Rep. BU-1642-M, University of Manchester, Cornell University, Dept. of Biological Statistics and Computational Biology, 2003.
- [13] H. J. Zimmermann, *Fuzzy Set Theory and Its Applications*. Springer, 4 ed., 2001.
- [14] S. N. Sivanandam, S. Sumathi, and S. N. Deepa, *Introduction to Fuzzy Logic using MATLAB*. Springer, 1 ed., 2007.
- [15] J. R. S. Jang, C. T. Sun, and E. Mizutani, *Neuro-Fuzzy and Soft Computing*. Prentice Hall, 1 ed., 1997.
- [16] A. Abraham, A. Hassanien, and V. Snášel, *Computational Social Network Analysis: Trends, Tools and Research Advances*. Computer Communications and Networks, Springer London, 2009.
- [17] M. Roberts, V. Andreasen, A. Lloyd, and L. Pellis, “Nine challenges for deterministic epidemic models,” *Epidemics*, vol. 10, pp. 49–53, March 2015.
- [18] Z. Alipour, A. M. A. Ali, F. Radmanesh, and M. Joorabyan, “Comparison of three methods of ANN, ANFIS and Time Series Models to predict ground water level: (Case study: North Mahyar plain),” *Bulletin of Environment, Pharmacology and Life Sciences*, vol. 3 (Special Issue V), pp. 128–134, 2014.
- [19] S. Kairam, M. R. Morris, J. Teevan, D. Liebling, and S. Dumais, “Towards supporting search over trending events with social media,” AAI - Association for the Advancement of Artificial Intelligence, July 2013.
- [20] R. May, G. Dandy, and H. Maier, “Review of Input Variable Selection Methods for Artificial Neural Networks,” in *Artificial Neural Networks - Methodological Advances and Biomedical Applications* (K. Suzuki, ed.), ch. 2, pp. 19–44, InTech, 2011.
- [21] M. K. Mayilvaganan and K. B. Naidu, “Comparison of membership functions in adaptative network-based fuzzy inference system (anfisc) for the prediction of groundwater level of a watershed,” *Journal of Computer Applications Research and Development (JCARD)*, vol. 1, pp. 35–42, April-June 2011.

- [22] N. Talpur, M. N. M. Salleh, and K. Hussain, “An investigation of membership functions on performance of anfis for solving classification problems,” *IOP Conference Series: Materials Science and Engineering*, vol. 226, 2011. 012103.
- [23] J. C. Lagarias, J. A. Reeds, M. H. Wright, and P. E. Wright, “Convergence properties of the nelder-mead simplex method in low dimensions,” *SIAM Journal of Optimization*, vol. 9, no. 1, pp. 112–147, 1998.
- [24] L. Shampine and S. Thompson, “Solving ddes in matlab,” *Applied Numerical Mathematics*, vol. 37, pp. 441–458, 2001.
- [25] S. University, “Lecture notes in Gradient-Free Optimization.” http://adl.stanford.edu/aa222/lecture_notes_files/chapter6_gradfree.pdf. Accessed on April 30th, 2017.
- [26] J. Anderson, *An Introduction to Neural Networks*. A Bradford book, MIT Press, 1995.
- [27] W. Chiang and J. Lee, *Fuzzy Logic for the Applications to Complex Systems: Proceedings of the International Joint Conference of CFSA/IFIS/SOFT '95 on Fuzzy Theory and Applications*. 1995.
- [28] K. Hornik, M. Stinchcombe, and H. White, “Multilayer feedforward networks are universal approximators,” *Neural Networks*, vol. 2, pp. 359–366, 1989.