

Baryon magnetic moments: Symmetries and relations

Assumpta Parreño¹, Martin J. Savage², Brian C. Tiburzi^{3,4,*}, Jonas Wilhelm^{5,6}, Emmanuel Chang², William Detmold⁷, and Kostas Orginos^{8,9}

¹*Department of Quantum Physics and Astrophysics, and Institute of Cosmos Sciences, University of Barcelona, E-08028, Spain*

²*Institute for Nuclear Theory, University of Washington, Seattle, WA 98195, USA*

³*Department of Physics, The City College of New York, New York, NY 10031, USA*

⁴*Graduate School and University Center, The City University of New York, New York, NY 10016, USA*

⁵*Justus-Liebig-Universität Gießen, Ludwigstraße 23, Gießen 35390, Germany*

⁶*Department of Physics, University of Washington, Seattle, WA 98195, USA*

⁷*Center for Theoretical Physics, Massachusetts Institute of Technology, Cambridge, MA 02139, USA*

⁸*Department of Physics, College of William and Mary, Williamsburg, VA 23187, USA*

⁹*Jefferson Laboratory, 12000 Jefferson Avenue, Newport News, VA 23606, USA*

Abstract. Magnetic moments of the octet baryons are computed using lattice QCD in background magnetic fields, including the first treatment of the magnetically coupled Σ^0 - Λ system. Although the computations are performed for relatively large values of the up and down quark masses, we gain new insight into the symmetries and relations between magnetic moments by working at a three-flavor mass-symmetric point. While the spin-flavor symmetry in the large N_c limit of QCD is shared by the naïve constituent quark model, we find instances where quark model predictions are considerably favored over those emerging in the large N_c limit. We suggest further calculations that would shed light on the curious patterns of baryon magnetic moments.

1 Introduction

The electromagnetic properties of hadrons and nuclei provide physically intuitive information about their structure. Relations between baryon magnetic moments, moreover, were historically crucial in exposing the approximate symmetries of QCD. Here, we argue that these magnetic moments continue to provide (increasingly subtle) clues about the structure of baryons.

In the past few years, the NPLQCD collaboration has undertaken the first lattice gauge theory computations of the magnetic properties of light nuclei. Highlights of these computations include: determination of the magnetic moments and polarizabilities of light nuclei [1, 2]; study of the simplest nuclear reaction, $n + p \rightarrow d + \gamma$, through its dominant magnetic dipole transition amplitude [3]; and, uncovering hints of unitary nucleon-nucleon interactions in large magnetic fields [4]. These computations were made possible by two crucial ingredients: i). the external field technique, for which these properties can be determined from two-point correlation functions rather than three-point functions; and ii). rather large quark masses, for which adequate statistics can be accumulated to provide signals

*Speaker, e-mail: btiburzi@ccny.cuny.edu

for light nuclei. Here, we describe an extra curricular study that emerged from this work, namely the determination of octet baryon magnetic moments [5]. While such computations are not new, the setup of our calculation enabled investigations of the magnetic moments that had not previously been made. Most notably, we study strong interactions in an unphysical environment: that of exact $SU(3)_F$ symmetry, in which the quark masses satisfy $m_u = m_d = m_s \approx (m_s)_{\text{physical}}$. The addition of the quark electric charges preserves an $SU(2)$ subgroup of $SU(3)_F$, commonly called U -spin.

A summary of this investigation is presented, including a brief overview of the calculational details, Sec. 2. We discuss the issue of magneton units for moments, Sec. 3.1, the determination and estimation of Coleman-Glashow magnetic moments, Sec. 3.2, and compare predictions of the naïve constituent quark model with those of the large N_c limit of QCD, Sec. 3.3. We review our treatment of the coupled system of Σ^0 and Λ baryons in Sec. 3.4. Questions for future study are given in the concluding section, Sec. 4.

2 Overview of Calculation

The calculation of octet baryon magnetic moments in Ref. [5] utilizes primarily two ensembles of tadpole-improved clover fermions, details of which have been given previously [6, 7]. As mentioned, one ensemble is $SU(3)_F$ symmetric, for which the pion mass is $m_\pi \approx 800 \text{ MeV}$. The other ensemble maintains $m_s \approx (m_s)_{\text{physical}}$, but with two degenerate lighter quarks, corresponding to a pion mass of $m_\pi \approx 450 \text{ MeV}$.

To study the magnetic properties of hadrons, classical $U(1)$ gauge links are post-multiplied to the color links.¹ To add a uniform magnetic field in the x_3 -direction, we choose

$$U_\mu(x) = e^{-iqx_2 B \delta_{\mu 1}} e^{+iqx_1 B N \delta_{\mu 2} \delta_{x_2, N-1}} \in U(1), \quad (1)$$

where q is the quark charge, and the magnetic field, B , must satisfy the 't Hooft quantization condition [9], namely $qB = 2\pi n_\Phi / N^2$, to ensure that the flux through each elementary plaquette of the lattice is uniform. The number of lattice sites in each spatial direction is taken as N , and n_Φ is the flux quantum of the torus. Quark propagators are computed for the values $n_\Phi = 0, +3, -6$, and $+12$, where the overall factor of 3 is due to the fractional nature of the quark charges, and the multiplicative factors of -2 allow one to recycle some down-quark propagators as up-quark propagators. With 48 random source locations per configuration and a combined total of ~ 1500 configurations for the two ensembles, on the order of 400 k measurements are made. For the two ensembles considered, the spatial size is $N = 32$, leading to magnetic fields that are expected to be of a reasonable perturbative size.

The procedure to determine magnetic moments from external field calculations goes back to the early days of lattice QCD [10, 11]. Rather simply, one calculates the Zeeman effect for hadrons. This is accomplished by computing the spin-dependent hadron energies as a function of the magnetic field. Double ratios of correlation functions can be devised to cleanly isolate the splitting between spin states, e.g.

$$\frac{G^\uparrow(t, n_\Phi)}{G^\downarrow(t, n_\Phi)} \bigg/ \frac{G^\uparrow(t, 0)}{G^\downarrow(t, 0)} = Z e^{-\Delta E t} + \dots, \quad (2)$$

where we have exhibited saturation by the ground state in the long-time limit, and the spin splitting ΔE is given by $\Delta E = E^\uparrow - E^\downarrow = -2\mu B + \dots$. Effective mass plots for the proton spin splittings in the

¹ The magnetic field is not included in the generation of QCD gauge fields. For the $SU(3)_F$ ensemble, the computation of magnetic moments is exact, due to the condition $\text{Tr}(Q) = q_u + q_d + q_s = 0$. With broken $SU(3)_F$ on the second ensemble, however, contributions from coupling the magnetic field to the quark sea are missing. The size of such quark-disconnected contributions to isoscalar quantities has been estimated to be quite small, see, e.g., Ref. [8], and will be neglected throughout.

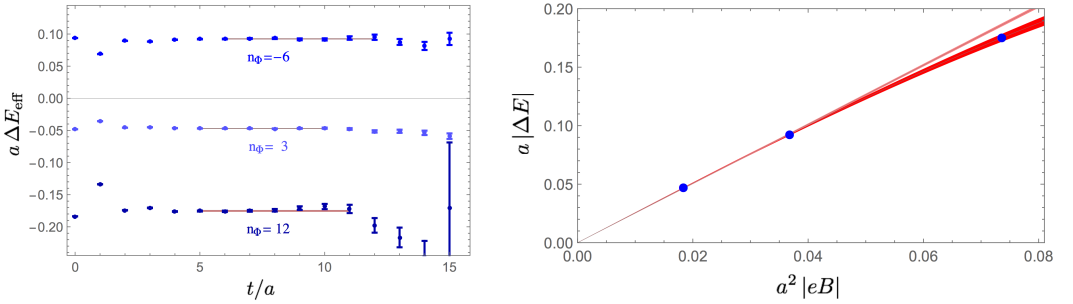


Figure 1. Effective mass plots for the proton spin splittings in three magnetic field strengths appear on the left, where bands show the results of fits to constant time dependence. Magnetic field-strength dependence of the extracted proton spin splittings is shown on the right, where bands show the results of linear and linear-plus-cubic fits, with the largest field strength excluded in the former.

various magnetic fields are shown in Fig. 1. Additionally shown is the behavior of these splittings as a function of the magnetic field. Extraction of the proton magnetic moment is limited by the systematics of fitting the linear magnetic field-strength term, not the statistics of the present computation.

3 Results

Magnetic moments of the octet baryons with $I_3 \neq 0$ are determined using the procedure outlined above. In the following, we explore units for magnetic moments that suppress their pion-mass dependence, relations between the magnetic moments in the limit of $SU(3)_F$, as well as relations predicted in the constituent quark model and large N_c limit. The two $I_3 = 0$ baryons, Σ^0 and Λ , which undergo mixing in magnetic fields, are discussed separately.

3.1 Natural Baryon Magnetons

Using the procedure above, the magnetic moments are extracted in lattice magnetons, $\frac{1}{2}ea$, where a is the lattice spacing, and are of order unity, suggestive of neither large volume nor discretization effects. Inspired by the observation that nuclear and nucleon magnetic moments are strikingly close to their physical values when expressed in terms of natural nuclear magneton units [1], we present magnetic moments in natural baryon magnetons. These units are defined by $[\text{nBM}] \equiv \frac{e}{2M_B(m_\pi)}$, where $M_B(m_\pi)$ denotes the particular octet baryon mass determined at the corresponding pion mass. Such units incorporate the surprisingly linear pion-mass dependence observed for octet baryon masses [12]. Results for anomalous magnetic moments, $\delta\mu_B [\text{nBM}] = \mu_B [\text{nBM}] - Q_B$, are displayed in Fig. 2 along with experimental values. A salient feature of the natural baryon magneton unit is that the Dirac part of the moment, which is short distance in nature, can readily be subtracted. The results shown exhibit curious behavior. Across all of these baryon magnetic moments, the majority of their pion-mass dependence is accounted for by employing $[\text{nBM}]$. These units appear to suppress the breaking of U -spin symmetry, which, among other things, predicts $\mu_p = \mu_{\Sigma^+}$, $\mu_n = \mu_{\Sigma^0}$, and $\mu_{\Sigma^-} = \mu_{\Xi^-}$. The latter moments, μ_{Σ^-} and μ_{Ξ^-} , show little deviation from those of pointlike particles. In Fig. 2, we additionally show the linear combinations of magnetic moments that vanish in the limit of U -spin symmetry. These linear combinations are quite small; nonetheless, they confirm that $SU(3)_F$ breaking on the $m_\pi = 450 \text{ MeV}$ ensemble lies intermediate to the $m_\pi = 800 \text{ MeV}$ ensemble and experiment.

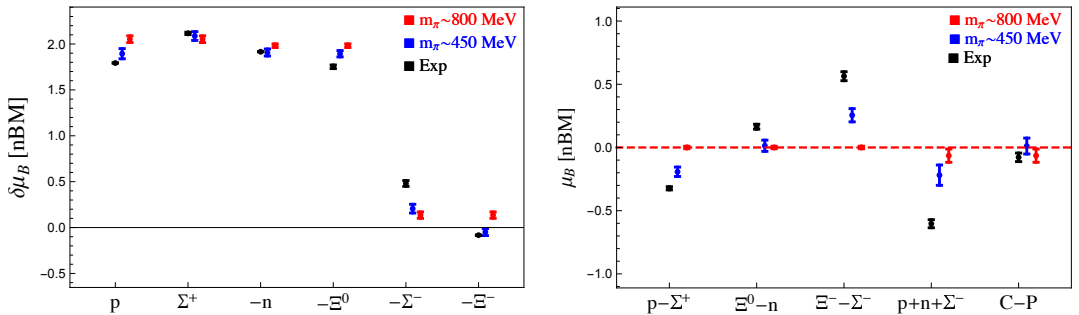


Figure 2. Anomalous magnetic moments of the octet baryons in units of natural baryon magnetons appear on the left. We use the notation “ $-B$ ” to specify the negative of the magnetic moment, $\delta\mu_{-B} \equiv -\delta\mu_B$, so that a majority of the moments plotted are positive. On the right appear linear combinations of magnetic moments that vanish in the limit of U -spin symmetry, for example, $p - \Sigma^+$ corresponds to $\mu_p - \mu_{\Sigma^+}$. The notation “C-P” refers to half the sum of all moments, $\mu_{C-P} = \frac{1}{2} [\mu_p + \mu_{\Sigma^+} + \mu_n + \mu_{\Xi^0} + \mu_{\Sigma^-} + \mu_{\Xi^-}]$, which is one of the relations of Ref. [13].

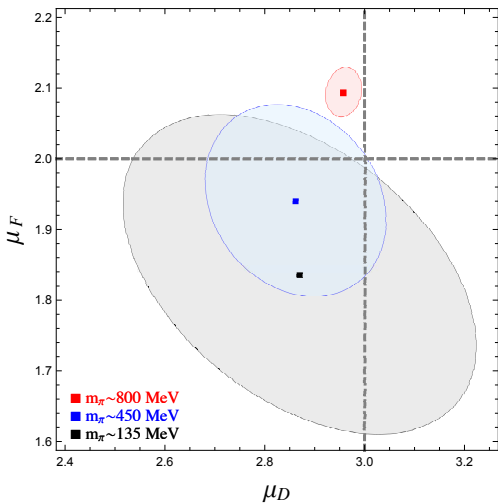


Figure 3. Values of the Coleman-Glashow magnetic moments, μ_D and μ_F , determined from lattice QCD and experiment. Values are directly extracted from a combined fit to moments computed on the $m_\pi = 800$ MeV ensemble, due to U -spin symmetry. Those determined from the $m_\pi = 450$ MeV ensemble and experiment utilize only the nucleon magnetic moments, and include an uncertainty due to the breaking of $SU(3)_F$ symmetry by the strange quark in the sea. This uncertainty is assessed as $\Delta m_q N_c^{-1}$, where Δm_q represents the expected size of $SU(3)_F$ breaking, and the inverse factor of $N_c = 3$ reflects the closed fermion loop. For experiment, this uncertainty is taken to be $\Delta m_q N_c^{-1} = 30\% / 3 = 10\%$, while for moments on the $m_\pi = 450$ MeV ensemble, we use $\Delta m_q N_c^{-1} = 15\% / 3 = 5\%$, which reflects the reduction in $SU(3)_F$ breaking exhibited in Fig. 2.

3.2 Coleman-Glashow Moments

In the limit of U -spin symmetry, the octet baryon magnetic moments are determined by only two numbers, μ_D and μ_F , which we call the Coleman-Glashow moments. These appear as coefficients in the effective Hamiltonian density [14]

$$\mathcal{H} = -\frac{e \vec{\sigma} \cdot \vec{B}}{2M_B} \left[\mu_D \text{Tr}(\bar{B}\{Q, B\}) + \mu_F \text{Tr}(\bar{B}[Q, B]) \right], \quad (3)$$

where Q is the quark charge matrix, and B the octet of baryon fields, with \bar{B} as its conjugate. Values of μ_D and μ_F can be extracted on the $m_\pi = 800$ MeV ensemble with high precision. Values can be determined from the $m_\pi = 450$ MeV ensemble and experiment with additional assumptions. Determinations of these parameters are shown in Fig. 3, and exhibit little pion-mass dependence.

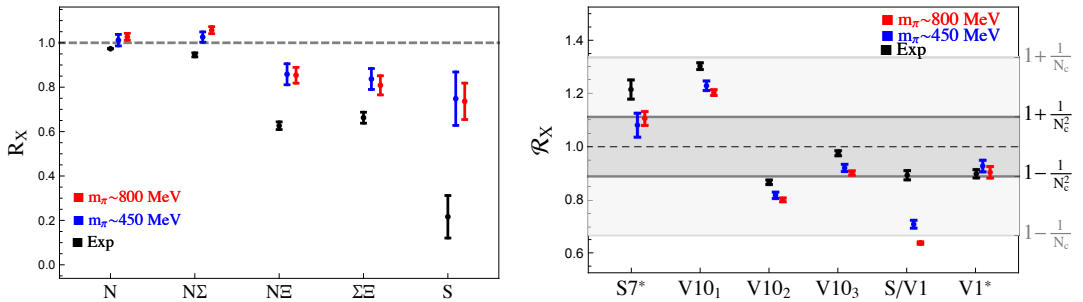


Figure 4. Quark model (left) and large- N_c relations (right) between magnetic moments. All relations are given as ratios that are predicted to be unity. The quark model ratios are given in Eq. 4, while those emerging in the large N_c limit are given in Eqs. 5 (starred) and 6 (unstarred).

3.3 Quark Model vs. Large N_c

Investigation of the Coleman-Glashow moments suggests little deviation from U -spin symmetry, however, this is not the complete story. Results are (not surprisingly) consistent with a larger symmetry group, that of $SU(6)$ and the naïve constituent quark model. Assuming non-interacting constituent quarks, one arrives at the values $\mu_D = 3$ and $\mu_F = 2$, where the former is simply counting the number of constituent quarks in each baryon. Such values, moreover, explain why the anomalous magnetic moments shown in Fig. 2 only take on values close to $\delta\mu_B = 0$, and ± 2 .

The lattice QCD results can be utilized to explore quark model relations as a function of the pion mass. In Fig. 4, we show various ratios, R_X , that are predicted to be unity within the naïve constituent quark model. Using $\Delta\mu$'s to denote the isovector differences of moments, these ratios are

$$R_N = -\frac{2\mu_p}{3\mu_n}, \quad R_{N\Sigma} = \frac{5\Delta\mu_\Sigma}{4\Delta\mu_N}, \quad R_{N\Xi} = 5\frac{\Delta\mu_\Xi}{\Delta\mu_N}, \quad R_{\Sigma\Xi} = 4\frac{\Delta\mu_\Xi}{\Delta\mu_\Sigma}, \quad \text{and} \quad R_S = -4\frac{\mu_{\Sigma^+} + 2\mu_{\Sigma^-}}{\mu_{\Xi^0} + 2\mu_{\Xi^-}}. \quad (4)$$

Unity is very well satisfied for the first two ratios over the range of pion masses available. The remaining ratios show greater deviation, although the lattice QCD results generally show better agreement with the naïve quark model than experiment. One should note that the isovector moment ratios essentially compare two determinations of the (light) constituent quark mass, and that the ratio $R_{N\Xi}$, for example, shows an *environmental sensitivity* described in Ref. [15]. The ratio R_S compares the *in situ* determination of the strange constituent quark mass, which appears to be effectively different in Σ and Ξ baryons. The pattern shown in the figure is perhaps suggestive of a systematic expansion scheme, and remains to be explored quantitatively.

From a field-theoretic perspective, the success of the non-relativistic quark model is argued to be understood due to the emergent spin-flavor symmetry of the large- N_c limit [16, 17]. Indeed the scaling of magnetic moment relations predicted in the large N_c limit seems to explain why some of the quark model relations work better than others [18], despite the restriction of nature to $N_c = 3$. The lattice calculations of Ref. [5], which are also restricted to $N_c = 3$, offer further insight into large N_c relations among baryon magnetic moments. Results are shown in Fig. 4; and, in the case of quark-mass independent relations, large N_c scalings appear to be confirmed. These are predictions for the (starred) ratios

$$\mathcal{R}_{S7^*} = \frac{5(\mu_p + \mu_n) - (\mu_{\Xi^0} + \mu_{\Xi^-})}{4(\mu_{\Sigma^+} + \mu_{\Sigma^-})} = 1 + \mathcal{O}(N_c^{-1}), \quad \text{and} \quad \mathcal{R}_{V1} = \frac{\Delta\mu_N + 3\Delta\mu_\Xi}{2\Delta\mu_\Sigma} = 1 + \mathcal{O}(N_c^{-2}). \quad (5)$$

By contrast, relations that depend on the level of $SU(3)_F$ breaking seem to exhibit a trend opposite large N_c considerations. These are the (unstarred) ratios

$$\begin{aligned}
\mathcal{R}_{V10_1} &= \frac{\Delta\mu_N}{\Delta\mu_\Sigma} = 1 + \mathcal{O}(N_c^{-1}) \stackrel{SU(3)_F}{=} \left(1 + \mathcal{O}(N_c^{-1})\right), \\
\mathcal{R}_{V10_2} &= (1 - N_c^{-1}) \frac{\Delta\mu_N}{\Delta\mu_\Sigma} = 1 + \mathcal{O}(\Delta m_q N_c^{-1}) \stackrel{SU(3)_F}{=} \left(0.83, \text{CQM}\right), \\
\mathcal{R}_{V10_3} &= (1 + N_c^{-1})^{-1} \frac{\Delta\mu_N}{\Delta\mu_\Sigma} = 1 + \mathcal{O}(\Delta m_q N_c^{-1}) \stackrel{SU(3)_F}{=} \left(0.94, \text{CQM}\right), \\
\mathcal{R}_{S/V1} &= \frac{\mu_p + \mu_n - 6(N_c^{-1} - 2N_c^{-2})\Delta\mu_N}{2(\mu_{\Sigma^+} + \mu_{\Sigma^-}) - (\mu_{\Xi^0} + \mu_{\Xi^-})} = 1 + \mathcal{O}(\Delta m_q) + \mathcal{O}(\Delta m_q N_c^{-1}) \stackrel{SU(3)_F}{=} \left(0.62, \text{CQM}\right),
\end{aligned} \tag{6}$$

where we have also listed the values obtained in the $SU(3)_F$ -symmetric constituent quark model (CQM). From the figure, notice that scaling of the ratios \mathcal{R}_{V10_2} and \mathcal{R}_{V10_3} does not seem to improve with $SU(3)_F$ symmetry as predicted by large N_c considerations. In the case of $\mathcal{R}_{S/V1}$, moreover, the difference is quite substantial, with an almost certain preference for the $SU(3)_F$ -symmetric CQM value. Lattice QCD results for magnetic moments seem to suggest that large N_c predictions are more robust in the $SU(3)_L \times SU(3)_R$ chiral limit, rather than the $SU(3)_F$ limit. This finding should be contrasted with baryon mass relations in the large N_c limit, which seem, however, to show the predicted improvement with $SU(3)_F$ symmetry [19].

3.4 Mixing of Σ^0 and Λ Baryons

With the inclusion of a magnetic field, the two $I_3 = 0$ octet baryon states, Σ^0 and Λ , mix through the isovector component of the quark charge matrix. This system hence requires a coupled-channels analysis, for which one forms the matrix of correlation functions

$$\mathcal{G}^{(s)}(t, n_\Phi) = \begin{pmatrix} G_{\Sigma\Sigma}^{(s)}(t, n_\Phi) & G_{\Sigma\Lambda}^{(s)}(t, n_\Phi) \\ G_{\Lambda\Sigma}^{(s)}(t, n_\Phi) & G_{\Lambda\Lambda}^{(s)}(t, n_\Phi) \end{pmatrix}, \tag{7}$$

where $s = \pm\frac{1}{2}$ is the spin projection along the magnetic field. The off-diagonal correlation functions in this system are only available in Ref. [5] on the $SU(3)_F$ -symmetric ensemble.

Eigenstate energies are extracted from the principal correlation functions that solve the generalized eigenvalue problem [20] posed in this system. Denoting the U -spin eigenstates as λ_\pm , the calculated energies are plotted as a function of the magnetic field strength in Fig. 5. These energies are to be compared with those predicted on the basis of the U -spin symmetry of the calculation, namely

$$E_{\lambda_\pm}^{(s)} = M_B \pm \mu_n \frac{s e B_z}{M_B} - \frac{1}{2} 4\pi \left[\beta_n + (1 \pm 1) \frac{2}{\sqrt{3}} \beta_{\Lambda\Sigma} \right] B_z^2 + \mathcal{O}(B_z^3), \tag{8}$$

where μ_n is the neutron magnetic moment, and β_n is the neutron magnetic polarizability (technically it is the quark-connected part of β_n given the limitations of the calculation). The quantity $\beta_{\Lambda\Sigma}$ is the transition polarizability in this system. It does not have quark-disconnected contributions, and the level ordering observed in Fig. 5 requires $\beta_{\Lambda\Sigma} < 0$. From fits, the value $\beta_{\Lambda\Sigma} = -1.82(06)(12)(02) \text{ fm}^3$ is obtained, which is to be compared with $\beta_n = 3.48(12)(26)(04) \text{ fm}^3$, where the uncertainties reflect

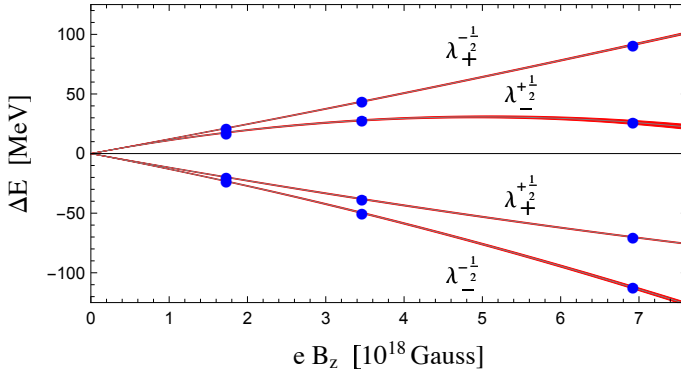


Figure 5. Energy eigenvalues $E_{\Lambda^{(\sigma)}}$ determined from a coupled-channels analysis in the Σ^0 - Λ system at $m_\pi = 800$ MeV are plotted as a function of the magnetic field. Fits to the magnetic field dependence predicted by Eq. 8 are also shown. Note that for each energy eigenvalue, the difference $\Delta E \equiv E - M_B$ is defined to vanish in vanishing magnetic field.

statistics, systematics, and scale setting.² With $SU(3)_F$ breaking, the Σ - Λ mass splitting will suppress mixing, and consequently make it challenging to isolate the transition moment and polarizability from lattice QCD data.

4 Further Study

To conclude, we suggest calculations and questions for further study motivated by Ref. [5] and the overview given above. 1). Concerning the pion mass dependence: scaling by the baryon's Compton wavelength seems to account for a majority of the quark-mass dependence of octet baryon magnetic moments. This suggests that extrapolating from 800 MeV down to the physical point might be easier than extrapolating from the chiral limit to the physical point. Is there a way to understand this quantitatively, especially for the potential applicability to other observables? 2). The calculations presented here are limited in their tests of a few relations. A more complete study seems warranted, and this necessitates computing the decuplet magnetic moments and decuplet-to-octet transitions moments. 3). The flavor-breaking trend in large N_c relations remains curious, and its study would be bolstered by further $SU(3)_F$ -symmetric computations of magnetic moments at lighter quark masses. 4). The quark model can be more thoroughly vetted against large N_c relations in computations with $N_c = 5, \dots$. Nonetheless it appears that baryon magnetic moments, while seminal in the historical development of QCD, continue to provide interesting questions about non-perturbative physics.

Acknowledgements

Calculations were performed using computational resources provided by the Extreme Science and Engineering Discovery Environment (XSEDE), which is supported by U.S. National Science Foundation grant number OCI-1053575, and NERSC, which is supported by U.S. Department of Energy Grant Number DE-AC02-05CH-11231. The PRACE Research Infrastructure resources Curie based in France at the Très Grand Centre de Calcul and MareNostrum-III based in Spain at the Barcelona Supercomputing Center were also used. Development work required for this project was carried out on the Hyak High Performance Computing and Data Ecosystem at the University of Washington, supported, in part, by the U.S. National Science Foundation Major Research Instrumentation Award, Grant Number 0922770. Parts of the calculations used the Chroma software suite [21].

WD was supported in part by the U.S. Department of Energy Early Career Research Award No. DE-SC00-10495 and by Grant Number DE-SC00-11090. EC was supported in part by the USQCD SciDAC project, the U.S. Department of Energy through Grant Number DE-SC00-10337, and by U.S. Department of Energy Grant No. DE-FG02-00ER41132. KO was supported by the U.S. Department of Energy through Grant Number DE-FG02-04ER-41302 and by the U.S. Department of Energy through Grant Number DE-AC05-06OR-23177, under which JSA operates the Thomas Jefferson National Accelerator

² The lattice spacing is determined from the quarkonium hyperfine splitting without light quark-mass extrapolation, producing the value $a = 0.1453(16)$ fm. Accounting for the light quark-mass dependence will result in a significant change to polarizabilities due to their a^3 scaling, cf. the scale setting of Ref. [2].

Facility. The work of AP is partially supported by the Spanish Ministerio de Economía y Competitividad (MINECO) under the project MDM-2014-0369 of ICCUB, and, with additional European FEDER funds, under the contract FIS2014-54762-P. MJS was supported in part by U.S. Department of Energy Grants No. DE-FG02-00ER-41132 and No. DE-SC00-10337. BCT was supported in part by the U.S. National Science Foundation, under Grant No. PHY15-15738.

References

- [1] S.R. Beane, E. Chang, S. Cohen, W. Detmold, H.W. Lin, K. Orginos, A. Parreño, M.J. Savage, B.C. Tiburzi (NPLQCD), *Phys. Rev. Lett.* **113**, 252001 (2014), [1409.3556](#)
- [2] E. Chang, W. Detmold, K. Orginos, A. Parreño, M.J. Savage, B.C. Tiburzi, S.R. Beane (NPLQCD), *Phys. Rev.* **D92**, 114502 (2015), [1506.05518](#)
- [3] S.R. Beane, E. Chang, W. Detmold, K. Orginos, A. Parreño, M.J. Savage, B.C. Tiburzi (NPLQCD), *Phys. Rev. Lett.* **115**, 132001 (2015), [1505.02422](#)
- [4] W. Detmold, K. Orginos, A. Parreño, M.J. Savage, B.C. Tiburzi, S.R. Beane, E. Chang (NPLQCD), *Phys. Rev. Lett.* **116**, 112301 (2016), [1508.05884](#)
- [5] A. Parreño, M.J. Savage, B.C. Tiburzi, J. Wilhelm, E. Chang, W. Detmold, K. Orginos (NPLQCD), *Phys. Rev.* **D95**, 114513 (2017), [1609.03985](#)
- [6] S.R. Beane, E. Chang, S.D. Cohen, W. Detmold, H.W. Lin, T.C. Luu, K. Orginos, A. Parreño, M.J. Savage, A. Walker-Loud (NPLQCD), *Phys. Rev.* **D87**, 034506 (2013), [1206.5219](#)
- [7] K. Orginos, A. Parreño, M.J. Savage, S.R. Beane, E. Chang, W. Detmold (NPLQCD), *Phys. Rev.* **D92**, 114512 (2015), [1508.07583](#)
- [8] A. Abdel-Rehim, C. Alexandrou, M. Constantinou, V. Drach, K. Hadjiyiannakou, K. Jansen, G. Koutsou, A. Vaquero, *Phys. Rev.* **D89**, 034501 (2014), [1310.6339](#)
- [9] G. 't Hooft, *Nucl. Phys.* **B153**, 141 (1979)
- [10] G. Martinelli, G. Parisi, R. Petronzio, F. Rapuano, *Phys. Lett.* **116B**, 434 (1982)
- [11] C.W. Bernard, T. Draper, K. Olynyk, M. Rushton, *Phys. Rev. Lett.* **49**, 1076 (1982)
- [12] A. Walker-Loud et al., *Phys. Rev.* **D79**, 054502 (2009), [0806.4549](#)
- [13] D.G. Caldi, H. Pagels, *Phys. Rev.* **D10**, 3739 (1974)
- [14] S.R. Coleman, S.L. Glashow, *Phys. Rev. Lett.* **6**, 423 (1961)
- [15] D.B. Leinweber, A.W. Thomas, *Phys. Rev.* **D62**, 074505 (2000), [hep-lat/9912052](#)
- [16] R.F. Dashen, E.E. Jenkins, A.V. Manohar, *Phys. Rev.* **D49**, 4713 (1994), [hep-ph/9310379](#)
- [17] R.F. Dashen, E.E. Jenkins, A.V. Manohar, *Phys. Rev.* **D51**, 3697 (1995), [hep-ph/9411234](#)
- [18] E.E. Jenkins, A.V. Manohar, *Phys. Lett.* **B335**, 452 (1994), [hep-ph/9405431](#)
- [19] E.E. Jenkins, A.V. Manohar, J.W. Negele, A. Walker-Loud, *Phys. Rev.* **D81**, 014502 (2010), [0907.0529](#)
- [20] M. Lüscher, U. Wolff, *Nucl. Phys.* **B339**, 222 (1990)
- [21] R.G. Edwards, B. Joó (SciDAC, LHPC, UKQCD), *Nucl. Phys. Proc. Suppl.* **140**, 832 (2005), [hep-lat/0409003](#)