

MONISE - Many Objective Non-Inferior Set Estimation

Marcos M. Raimundo, Fernando J. Von Zuben

*University of Campinas (DCA/FEEC/Unicamp)
Av. Albert Einstein, 400 - Campinas - SP - Brazil - 13083-852*

Abstract

This work proposes a novel many objective optimization approach that globally finds a set of efficient solutions, also known as Pareto-optimal solutions, by automatically formulating and solving a sequence of weighted problems. The approach is called MONISE (Many-Objective NISE), because it represents an extension of the well-known non-inferior set estimation (NISE) algorithm, which was originally conceived to deal with two-dimensional objective spaces. Looking for theoretical support, we demonstrate that being a solution of the weighted problem is a necessary condition, and it will also be a sufficient condition at the convex hull of the feasible set. The proposal is conceived to operate in more than two dimensions, thus properly supporting many objectives. Moreover, specifically deal with two objectives, some nice additional properties are portrayed for the estimated non-inferior set. Experimental results are used to validate the proposal and have indicated that MONISE is competitive both in terms of computational cost and considering the overall quality of the non-inferior set, measured by the hypervolume.

Keywords: multiobjective optimization, adaptive methods, weighted method

1. Introduction

Many practical applications are better modelled as an optimization problem characterized by the existence of multiple conflicting objectives. A classical and usual example is the compromise between maximizing consumer satisfaction and minimizing service cost. Indeed, dealing with conflicting objectives is omnipresent in our lives, and a significant portion of these multi-objective problems admit a proper mathematical formulation, so that we may resort to computational resources to obtain Pareto-optimal solutions, also called non-inferior set of solutions (Miettinen, 1999). Obviously, the main challenge of multi-objective optimization is the necessity of simultaneously deal with conflicting objectives. Given the

multidimensional nature of the objective function, two solutions \mathbf{y} and $\bar{\mathbf{y}}$ only establish a dominance relation among each other when all objectives of a solution \mathbf{y} are equally or better satisfied in comparison to what happens in the case of solution $\bar{\mathbf{y}}$, with \mathbf{y} being strictly better in at least one objective. We are going to properly define the most relevant multi-objective concepts in the next section.

Most solution techniques to multi-objective optimization have been conceived to deal with problems characterized by two to three conflicting objectives. The extension to more than three objectives is not straightforward in some cases and is even not possible in other situations. Besides, with the increase in the number of objectives, scalability issues arise, together with a dramatic reduction in the relevance of the concept of dominance (Kukkonen et al., 2007; Ishibuchi et al., 2009), thus imposing amazing challenges to algorithms based mainly on dominance relations (Deb et al., 2002; Zitzler et al., 2001). To overcome this issue, many-objective population-based algorithms are being proposed. They generally rely on scalarization-based approaches such as the weighted method (Marler and Arora, 2010), reference points (Das and Dennis, 1998) and box-constrained models (Cabrallero and Hernández, 2004) to build algorithms capable of producing a consistent approximation of the Pareto frontier (Deb and Jain, 2013; Ishibuchi et al., 2009).

In contrast to the early-conceived multi-objective heuristically-based algorithms, scalarization is the cornerstone of many deterministic *a posteriori* algorithms for many-objective optimization, and the main proposals are as follows: Das and Dennis (1998) proposed a method in which well-spaced points are calculated inside the hyperplane supported by the individual minima. Based on that, collinear solutions (forced using equality constraints) outlined by these points and the normal vector to this hyperplane are searched. Messac et al. (2003) proposed a similar process using inequality constraints, making the solution as collinear as possible, according to the optimization process. Further adjustments of this method were made by Messac and Mattson (2004) and Sanchis et al. (2007). Other methods also used some initial pieces of information to calculate a *set of parameters* for scalarization, thus finding all the aimed representations in parallel (Snyder and ReVelle, 1997; Burachik et al., 2013; Khorram et al., 2014). Progressing to adaptive methods, which resort to already known information about the Pareto frontier to find, iteratively, new efficient solutions: Ryu et al. (2009) iteratively found the solution that is the farthest from its neighbors, creating a second order approximation using its neighbors and optimizing this approximation inside a thrust space; Özlen and Azizoglu (2009) and Özlen et al. (2014) proposed a recursive algorithms that, setting a superior limit to the k -th objective (using information provided by already found solutions), recursively applies the same method

to solve the reduced problem composed of $k - 1$ objectives; Sylva and Crema (2004) used integer linear programming to exclude spaces dominated by found solutions; Eichfelder (2009a,b) approximated the functions using already found efficient solutions; this procedure aims to determine new parameters for the Pascoaletti-Serafini scalarization; Kim et al. (2006) proposed a method that initially creates a rough representation of the Pareto frontier, further exploring poorly explored regions by finding solutions that are collinear to the line determined by the Nadir point and an “expected” solution estimated in the poorly explored region.

One of the striking algorithms for problems characterized by two objectives is the Non-Inferior Set Estimation (NISE) method (Cohon et al., 1979). However, even being based on a weighted method to perform scalarization, its adaptive dynamics fails when dealing with problems with more than two objectives. Supported by theoretical evidences and focusing on the interplay of the weighted method and the NISE algorithm, we are going to propose here a many-objective extension for NISE, called MONISE. Consistent with the original proposal, our method is composed of an *a posteriori* adaptive method which uses a set of solutions, together with their corresponding weight vectors, to calculate the next weight vector used by the solver to find a new efficient solution.

The main contributions of this paper are then (1) a deep investigation of the weighted method and of the NISE algorithm, raising necessary and sufficient conditions supported by theoretical demonstrations and geometrical properties of the involved methods; (2) the proposition and experimental validation of a novel procedure to find the next weight vector in the weighted method, admitting two or more objectives. Therefore, MONISE produces consistent behaviour when two or more conflicting objectives are being considered, and demonstrates to be a scalable proposal when the number of objectives significantly increases.

This work is organized as follows: Section 2 formally describes the main concepts of multi-objective optimization; Section 3 deals with the weighted problem and its main properties; Section 4 delineates the Non-Inferior Set Estimation adaptive algorithm, evidencing its dynamics and properties; Section 5 presents our extension of NISE for higher dimensions, its dynamics, properties and main distinctions when compared to the original NISE; Section 6 is devoted to the description of some experiments toward validating MONISE and assessing its potential for many-objective optimization; Section 7 summarizes the work with an analytical view of the findings, also including future perspectives of the research.

2. Conceptual aspects of multi-objective optimization

Let us firstly define a multi-objective problem.

Definition 1. *A multiobjective problem is defined as follows (Marler and Arora, 2004):*

$$\begin{aligned}
 & \underset{\mathbf{x}}{\text{minimize}} && \mathbf{f}(\mathbf{x}) \equiv \{\mathbf{f}_1(\mathbf{x}), \mathbf{f}_2(\mathbf{x}), \dots, \mathbf{f}_m(\mathbf{x})\} \\
 & \text{subject to} && \mathbf{x} \in \Omega, \Omega \in \mathbb{R}^n \\
 & && \mathbf{f}(\mathbf{x}) : \Omega \rightarrow \Psi \in \mathbb{R}^m \\
 & && \mathbf{f}_i(\mathbf{x}) : \Omega \rightarrow \mathbb{R}, i = 1, 2, \dots, m.
 \end{aligned} \tag{1}$$

where Ω is known as the decision space and $\Psi \subset \mathbb{R}^m$ is known as the objective space. The Figure 1 represents the established relation between those two spaces (restricted to two dimensions for visualization purposes). Each point at the decision space has a correspondent point at the objective space, obtained by evaluating each objective function. On the objective space, the two bold lines correspond to the Pareto front, which is the set of all efficient or non-inferior solutions.

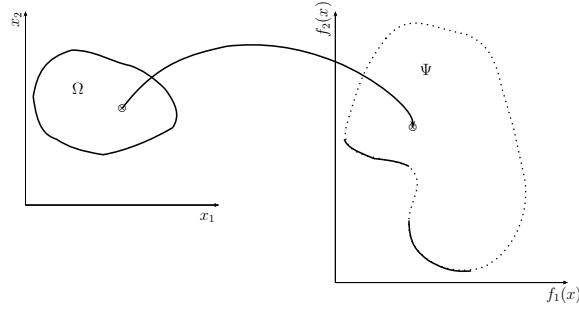


Figure 1: Representation of the decision space (on the left) and the objective space (on the right) for a case with two decision variables and two objectives.

In the sequence, supported by the definitions contained in Marler and Arora (2004), we present some basic definitions to contextualize the multi-objective optimization problem. Without generalization loss, the objectives are associated with minimization problems.

Order relations are the core of any optimization process. So let us define the order relations in multi-objective optimization which is necessary for this work.

Definition 2. Non-dominance: A point $\bar{\mathbf{y}} \in \mathbb{R}^m$ is not dominated by $\mathbf{y} \in \mathbb{R}^m$ if it exists $\bar{\mathbf{y}}_i < \mathbf{y}_i$, for some $i \in \{1, 2, \dots, m\}$.

Definition 3. Dominance: A point $\bar{\mathbf{y}} \in \mathbb{R}^m$ is dominated by a point $\mathbf{y} \in \mathbb{R}^m$ if $\mathbf{y}_i \leq \bar{\mathbf{y}}_i$, $\forall i \in \{1, 2, \dots, m\}$, and $\mathbf{y}_i < \bar{\mathbf{y}}_i$ for some $i \in \{1, 2, \dots, m\}$.

Definition 4. Weak dominance: A point $\bar{\mathbf{y}} \in \mathbb{R}^m$ is weakly dominated by a point $\mathbf{y} \in \mathbb{R}^m$, if $\mathbf{y}_i \leq \bar{\mathbf{y}}_i$, $\forall i \in \{1, 2, \dots, m\}$.

Another relevant concept is feasibility, which takes place when a solution fulfills all the requirements imposed by the user. In the optimization context, these imposed requirements are represented as follows:

Definition 5. Feasible solution: A solution $\mathbf{y} \in \mathbb{R}^m$ at the objective space is defined as feasible if it corresponds to a point $\mathbf{x} \in \mathbb{R}^n$ that belongs to a feasible region Ω at the decision space.

Definition 6. ϵ -neighborhood: A vector $\bar{\mathbf{x}}$ belongs to the ϵ -neighborhood of \mathbf{x} , called $B_\epsilon(\mathbf{x})$, if and only if $\|\bar{\mathbf{x}} - \mathbf{x}\| \leq \epsilon$.

Definition 7. Frontier of feasible solutions: A solution \mathbf{y} belongs to the frontier of feasible solutions $\partial\Psi$ if and only if, given the ϵ -neighborhood $B_\epsilon(\mathbf{y})$, imposing ϵ as being arbitrary small, there are $\mathbf{z}', \mathbf{z}'' \in B_\epsilon(\mathbf{y})$, such that $\mathbf{z}' \in \Psi$ and $\mathbf{z}'' \notin \Psi$.

With those definitions at hand, is possible to define the goal of the multiobjective optimization process:

Definition 8. Efficiency/Pareto-optimality: A solution $\mathbf{x}^* \in \Omega$ is efficient (Pareto-optimal) if there is no other solution $\mathbf{x} \in \Omega$ such that $\mathbf{f}_i(\mathbf{x}) \leq \mathbf{f}_i(\mathbf{x}^*)$, $\forall i \in \{1, 2, \dots, m\}$ and $\mathbf{f}_i(\mathbf{x}) < \mathbf{f}_i(\mathbf{x}^*)$ for some $i \in \{1, 2, \dots, m\}$.

Definition 9. Weak efficiency: A solution $\mathbf{x}^* \in \Omega$ is weak efficient if there is no other solution $\mathbf{x} \in \Omega$ such that $\mathbf{f}_i(\mathbf{x}) < \mathbf{f}_i(\mathbf{x}^*)$ $\forall i \in \{1, 2, \dots, m\}$.

Definition 10. Efficient frontier/Pareto frontier: An efficient frontier (Pareto frontier) $\partial^*\Psi$ is the set of all efficient solutions.

The following definitions are necessary to construct some adaptive and scalarization methods. The k -th definitions are intended to refer to single objective solutions. Utopian and Nadir solutions define, respectively, the best and worst admissible solutions which are not always possible to achieve. Since the Nadir solution is hard to find, the dystopic solution is a valid solution to be used in replacement.

Definition 11. k -th individual minimum value: The k -th individual minimum value \mathbf{r}_k^{*k} is the value of the k -th component of the objective function vector when only the k -th objective is optimized:

$$\begin{aligned} & \underset{\mathbf{x}}{\text{minimize}} && \mathbf{f}_k(\mathbf{x}) \\ & \text{subject to} && \mathbf{x} \in \Omega. \end{aligned} \tag{2}$$

$$\mathbf{f}(\mathbf{x}) : \Omega \rightarrow \Psi, \Omega \subset \mathbb{R}^n, \Psi \subset \mathbb{R}^m$$

Definition 12. k -th individual minimum solution: An individual minimum solution \mathbf{r}^{*k} is an efficient solution characterized by having its k -th component equal to the k -th individual minimum value.

Definition 13. Utopian solution: A utopian solution $\mathbf{z}^{\text{utopian}}$ is a vector on the objective space characterized by having all its components $\mathbf{z}_i^{\text{utopian}}, \forall i \in \{1, 2, \dots\}$ given by the i -th individual minimum value \mathbf{r}_i^{*i} (see Definition 11).

$$\mathbf{z}^{\text{utopian}} = \{\mathbf{r}_1^{*1}, \dots, \mathbf{r}_m^{*m}\} \tag{3}$$

Definition 14. Nadir solution: A Nadir solution $\mathbf{z}^{\text{nadir}}$ is a vector on the objective space characterized by having all its components $\mathbf{z}_i^{\text{nadir}}, \forall \{1, 2, \dots, m\}$, given by the larger value of the i -th component considering all solutions belonging to the efficient frontier.

$$\mathbf{z}^{\text{nadir}} = \{\max(\mathbf{r}_1, \forall \mathbf{r} \in \partial^* \Psi); \dots; \max(\mathbf{r}_m, \forall \mathbf{r} \in \partial^* \Psi)\} \tag{4}$$

Definition 15. Dystopic solution: A dystopic solution \mathbf{z}^{dist} is a vector on the objective space characterized by having all its components $\mathbf{z}_i^{\text{dist}}, \forall \{1, 2, \dots, m\}$, given by the individual minimum $\bar{\mathbf{r}}_i^{*i}$ optimizing the negative of the i -th component (see Definition 11).

$$\mathbf{z}^{\text{dist}} = \{\bar{\mathbf{r}}_1^{*1}, \dots, \bar{\mathbf{r}}_m^{*m}\} \tag{5}$$

The scalarization concept is one of the cornerstones of many multi-objective methods. This definition involves a process that transforms a multiobjective problem into a single-objective one, enabling traditional optimization methods to find a solution.

Definition 16. Scalarization: Given a set of parameters ρ , a scalarization method transforms a multiobjective problem (see Definition 1) in a scalar one

resorting to a function $g(\mathbf{f}(\mathbf{x}), \mathbf{x}, \rho)$ and the constraints $\Lambda(\rho)$, resulting on a optimization problem following this model:

$$\begin{aligned}
& \underset{\mathbf{x}}{\text{minimize}} && g(\mathbf{f}(\mathbf{x}), \mathbf{x}, \rho) \\
& \text{subject to} && \mathbf{x} \in \Lambda(\rho) \\
& && \mathbf{x} \in \Omega, \Omega \in \mathbb{R}^n \\
& && \mathbf{f}(\mathbf{x}) : \Omega \rightarrow \Psi \in \mathbb{R}^m \\
& && \mathbf{f}_i(\mathbf{x}) : \Omega \rightarrow \mathbb{R}, i = 1, 2, \dots, m.
\end{aligned} \tag{6}$$

A set P consists of all possible values that ρ can take, and $\mathbf{x}^*(\rho)$ is the solution of Definition 16 given the set of parameters ρ .

The necessity and sufficiency definitions are useful to understand if a solution of a scalarization is efficient (necessity) and if an efficient solution is attainable by a scalarization. Those important definitions are presented in what follows (Johannes, 1984; Marler and Arora, 2004):

Definition 17. Necessity on scalarization: A scalarization is necessarily Pareto-optimal if any of its solutions is Pareto-optimal. In mathematical terms: $\forall \rho \in P, \mathbf{f}(\mathbf{x}^*(\rho)) \in \partial^* \Psi$.

Definition 18. Sufficiency on scalarization: A scalarization is sufficiently Pareto-optimal if every Pareto-optimal solution can be found using this scalarization. In mathematical terms: $\forall \mathbf{y}^* \in \partial^* \Psi, \exists \rho \in P : \mathbf{f}(\mathbf{x}^*(\rho)) = \mathbf{y}^*$.

In this framework, it is of utmost importance to make some efficiency, necessity and sufficiency guarantees, and also, to make proofs to support a good behavior of the adaptive algorithms. The following sections will offer a wide variety of mathematical proofs, aiming at helping the comprehension of the weighted problem and the corresponding adaptive methods. The theoretical demonstrations in the following sections will be properly formalized to be valid, also, in an arbitrary set. Those proofs are going to valid in many classes of optimization, including linear, integer-linear, non-linear and non-convex problems, thus requiring only a solver that can guarantee optimality.

3. The weighted method

The weighted problem consists in optimizing a convex combination of the objectives, with each scalar of the combination representing the relative importance of that objective. At this scalarization, the designer chooses its preferences, assigning a relative numerical importance to each objective (Cohon, 1978).

Definition 19. *The definition of the weighted method is given by:*

$$\begin{aligned}
& \underset{x}{\text{minimize}} && \mathbf{w}^\top \mathbf{f}(\mathbf{x}) \\
& \text{subject to} && \mathbf{x} \in \Omega, \\
& && \mathbf{f}(\mathbf{x}) : \Omega \rightarrow \Psi, \Omega \subset \mathbb{R}^n, \Psi \subset \mathbb{R}^m \\
& && \mathbf{w} \in \mathbb{R}^m, \mathbf{w}_i > 0 \ \forall i \in \{1, 2, \dots, m\}.
\end{aligned} \tag{7}$$

In Figure 2, the vector of weights \mathbf{w} defines the slope of the line that guides the optimization process, reaching a tangent point to the line that defines the meeting between the line and the feasible set.

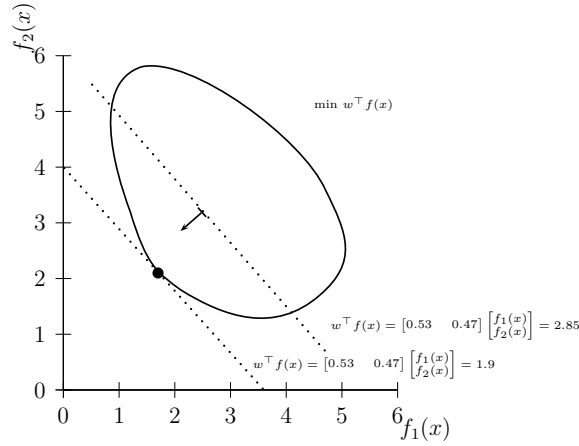


Figure 2: Representation of the effect of the weighted method.

Since this work is mostly based on the weighted method, in the following steps we are going to define and prove some properties of scalarization.

In the general case, without assuming any property of the objective space Ψ , the weighted method is necessary (further proven in Theorem 1, and also proved in Geoffrion (1968) and Miettinen (1999)) and nonsufficiency for all efficient solutions which are dominated by a convex combination of other efficient solutions (further proven in Theorem 2, and also proved in Koski (1985) and Das and Dennis (1997)).

Theorem 1. *Necessity on the Pareto-optimality.* *The solution \mathbf{x}^* of the weighted method (see Definition 19) related to any \mathbf{w} generates an efficient solution $\mathbf{f}(\mathbf{x}^*)$.*

Proof. Supposing that, by contradiction, the solution \mathbf{x}^* is not efficient.

Then, there is a vector $\bar{\mathbf{x}}$: $\exists j : \mathbf{f}_j(\bar{\mathbf{x}}) < \mathbf{f}_j(\mathbf{x}^*)$ and $\mathbf{f}_i(\bar{\mathbf{x}}) \leq \mathbf{f}_i(\mathbf{x}^*), \forall i \neq j, i, j \in \{1, \dots, m\}$. Hence $\mathbf{f}_i(\bar{\mathbf{x}}) + \epsilon_i = \mathbf{f}_i(\mathbf{x}^*), \epsilon_i \geq 0, \forall i \in \{1, \dots, m\}$ and exists a $j \in \{1, \dots, m\}$ such that $\epsilon_j > 0$.

We conclude that $\mathbf{w}^\top \mathbf{f}(\mathbf{x}^*) = \mathbf{w}^\top \mathbf{f}(\bar{\mathbf{x}}) + \mathbf{w}^\top \epsilon$. Hence $\mathbf{w}^\top \mathbf{f}(\mathbf{x}^*) > \mathbf{w}^\top \mathbf{f}(\bar{\mathbf{x}})$, which contradicts the optimality premise that \mathbf{x}^* is a solution to the weighted method (Definition 19). \square

Theorem 2. Nonsufficient on the Pareto-optimality. *If an efficient solution \mathbf{y}^* is dominated by a convex combination of other efficient solutions $\mathbf{y}^1, \dots, \mathbf{y}^L$, then $\forall \mathbf{w} : \mathbf{w}_i > 0, \forall i \in \{1, \dots, m\}, \sum_{i=1}^m \mathbf{w}_i = 1$. $\exists \mathbf{y} \in \Psi : \mathbf{w}^\top \mathbf{y}^* > \mathbf{w}^\top \mathbf{y}$.*

Proof. Supposing that, by contradiction, $\exists \mathbf{w} : \mathbf{w}^\top \mathbf{y}^* \leq \mathbf{w}^\top \mathbf{y}, \forall \mathbf{y} \in \Psi$. Then:

$$\mathbf{v}_i \mathbf{w}^\top \mathbf{y}^* \leq \mathbf{v}_i \mathbf{w}^\top \mathbf{y}^i, \mathbf{v}_i \geq 0 \quad \forall i \in \{1, 2, \dots, m\}. \quad (8)$$

Keeping $\mathbf{v}_i \geq 0, \forall i \in \{1, \dots, L\}$ and doing $\sum_{i=1}^L \mathbf{v}_i = 1$, then:

$$\sum_{i=1}^L \mathbf{v}_i \mathbf{w}^\top \mathbf{y}^* \leq \sum_{i=1}^L \mathbf{v}_i \mathbf{w}^\top \mathbf{y}^i. \quad (9)$$

Given that \mathbf{y}^* is dominated by $\mathbf{y}^c = \sum_{i=1}^L \mathbf{u}_i \mathbf{y}^i, \mathbf{u} \geq 0, \sum_{i=1}^L \mathbf{u}_i = 1$. And choosing \mathbf{v} equal to \mathbf{u} , we have

$$\mathbf{w}^\top \mathbf{y}^* \leq \mathbf{w}^\top \mathbf{y}^c. \quad (10)$$

However, given the premise that \mathbf{y}^c dominates \mathbf{y}^* , then $\mathbf{y}_i^* \geq \mathbf{y}_i^c \quad \forall i \in \{1, \dots, L\}$ and exists j such that $\mathbf{y}_j^* > \mathbf{y}_j^c$. Therefore, it is easy to notice that:

$$\mathbf{w}^\top \mathbf{y}^* > \mathbf{w}^\top \mathbf{y}^c \quad (11)$$

That is a contradiction, so that the theorem is true. \square

Since the sufficiency is not achievable in the general case, in the next theorems we aim to construct the fundamentals and proof the sufficiency of the weighted problem for convex problems (further proven in Theorem 4), and the efficiency for solutions placed in the convex hull in the objective space (further proven in Theorem 5). All of these proofs were guided by Miettinen (1999) and Chankong and Haimes (1983) works but generalized for a set of any shape (polytope, convex, nonconvex, discrete and mixed).

Lemma 1. *Convex combinations of objective values on convex set are weakly dominated.* Given a convex set Ψ , all convex combinations ($\mathbf{y}^c = \sum_{i=1}^k \alpha_i \mathbf{y}^i$ where $\alpha_i \geq 0 \forall i \in \{1, \dots, k\}$ and $\sum_{i=1}^k \alpha_i = 1$) inside this set are weakly dominated (see Definition 4) by an efficient solution in this set ($\mathbf{y} \leq \mathbf{y}^c, \mathbf{y} \in \delta^* \Psi$).

Proof. Since Ψ is convex, then $\bar{\mathbf{y}} = \sum_{i=1}^k \alpha_i \mathbf{y}^i \in \Psi$ where $\alpha_i \geq 0 \forall i \in \{1, \dots, k\}$ and $\sum_{i=1}^k \alpha_i = 1$. Since $\bar{\mathbf{y}}$ is a feasible solution, this solution is either efficient or dominated by an efficient solution. Therefore $\exists \mathbf{y}^* \in \delta^* \Psi : \mathbf{y}^* \leq \bar{\mathbf{y}}$. \square

Corollary 1. *Efficient solutions in a convex set behave similarly to a convex function.* Let us define a function that maps a feasible solution into an efficient solution that weakly dominates this feasible solution, in other words, let us define the function $\mathbf{f}(\mathbf{y}) = \mathbf{y}^*$, such that $\mathbf{y} \in \Psi, \mathbf{y}^* \in \delta^* \Psi$ and $\mathbf{y}^* \leq \mathbf{y}$. When this function is applied to an efficient solution \mathbf{y}^* , its codomain is the same efficient solution $\mathbf{f}(\mathbf{y}^*) = \mathbf{y}^*$. Consequently, when this function is applied to a convex combination of efficient solutions $\mathbf{y}^{*c} = \sum_{i=1}^k \alpha_i \mathbf{y}^{i*}$, this generates an efficient solution \mathbf{y}^{**} that dominates the convex combination \mathbf{y}^{*c} . Therefore, we have established a behavior similar to that of a convex function:

$$\sum_{i=1}^k \alpha_i \mathbf{f}(\mathbf{y}^i) = \sum_{i=1}^k \alpha_i \mathbf{y}^{i*} = \mathbf{y}^{*c} \geq \mathbf{f}\left(\sum_{i=1}^k \alpha_i \mathbf{y}^i = \mathbf{y}^{*c}\right) = \mathbf{y}^{**} \quad (12)$$

where $\alpha_i \geq 0 \forall i \in \{1, \dots, k\}$ and $\sum_{i=1}^k \alpha_i = 1$.

Lemma 2. If $\mathbf{p}^\top \mathbf{z} \geq 0$ for all $\mathbf{z} > \mathbf{y}$, then $\mathbf{p} \geq \mathbf{0}$.

Proof. Assuming by contradiction that $\exists \mathbf{p}_j < 0$, it is possible to define $\mathbf{z} = \mathbf{y} + \epsilon$ in such a way that $\epsilon_i \geq 0 \forall i \neq j$ and ϵ_j :

$$\epsilon_j > \max \left\{ -\frac{\mathbf{p}^\top \mathbf{y} + \sum_{i \neq j} \mathbf{p}_i \epsilon_i}{\mathbf{p}_j}, 0 \right\}. \quad (13)$$

Since $p_j < 0$, Equation 13 produces:

$$\mathbf{p}^\top \mathbf{y} + \sum_{i \neq j} \mathbf{p}_i \epsilon_i + \mathbf{p}_j \epsilon_j = \mathbf{p}^\top \mathbf{z} < 0. \quad (14)$$

which contradicts $\mathbf{p}^\top \mathbf{z} \geq 0$. \square

Lemma 3. *If $\mathbf{p}^\top \mathbf{z} \geq 0$ for all $\mathbf{z} > \mathbf{y}$ and $\mathbf{p} \geq \mathbf{0}$ then $\inf \mathbf{p}^\top \mathbf{y} \geq 0$.*

Proof. Assuming by contradiction that $\inf \mathbf{p}^\top \mathbf{y} = \mathbf{p}^\top \mathbf{y}^* = -\delta < 0 : \delta > 0$, it is possible to define $\mathbf{z}^* = \mathbf{y}^* + \beta \mathbf{1}$ where $\beta = \frac{\delta - \xi}{\mathbf{p}^\top \mathbf{1}} > 0 : 0 < \xi < \delta$. Given that:

$$\mathbf{p}^\top \mathbf{y}^* \geq -\beta \mathbf{p}^\top \mathbf{1} = -\delta + \xi > -\delta \quad (15)$$

Equation 15 concludes that $\inf \mathbf{p}^\top \mathbf{y} > -\delta$ which contradicts $\inf \mathbf{p}^\top \mathbf{y} = -\delta$. \square

Theorem 3. *Set adaptation of the generalized Gordan theorem¹. Given a set S with these properties:*

Property 1 - $\nexists \mathbf{y} < \mathbf{0} \in S$.

Property 2 - $\forall \{\mathbf{y}^1, \dots, \mathbf{y}^k\} \in S, \exists \mathbf{y} \in S : \mathbf{y} \leq \sum_{i=1}^k \alpha_i \mathbf{y}^i$ where $\alpha_i \geq 0 \forall i \in \{1, \dots, k\}$ and $\sum_{i=1}^k \alpha_i = 1$.

Then $\exists \mathbf{p} \geq \mathbf{0}$ such that $\mathbf{p}^\top \mathbf{y} \geq 0, \forall \mathbf{y} \in S$.

Proof. Defining the sets:

$$\begin{aligned} \Lambda(\mathbf{y}) &= \{\mathbf{z} | \mathbf{z} > \mathbf{y}, \mathbf{y} \in S \\ \Lambda &= \cup_{\mathbf{y} \in S} \Lambda(\mathbf{y}) \end{aligned}$$

Therefore Λ does not have the origin and is convex, because for any $\mathbf{z}^1, \mathbf{z}^2 \in \Lambda$ we have:

$$\mathbf{z}^3 = (1 - \alpha)\mathbf{z}^1 + \alpha\mathbf{z}^2 > (1 - \alpha)\mathbf{y}^1 + \alpha\mathbf{y}^2 \geq \mathbf{y}^3$$

Since Λ is a convex set that does not have the origin, using Lemma 3.2.2 presented in Mangasarian (1969) we have:

$$\exists \mathbf{p} : \mathbf{p}^\top \mathbf{z} \geq 0 \quad \forall \mathbf{z} \in \Lambda \quad (16)$$

Since $\mathbf{p}^\top \mathbf{z} \geq 0 \quad \forall \mathbf{z} \in \Lambda$, and $\forall \mathbf{z} \in \Lambda, \mathbf{z} > \mathbf{y}$, Lemma 2 produces:

$$\exists \mathbf{p} \geq \mathbf{0} : \mathbf{p}^\top \mathbf{z} \geq 0 \quad \forall \mathbf{z} \in \Lambda \quad (17)$$

¹This proof is an adaptation of the generalized Gordan theorem (Fan et al., 1957; Mangasarian, 1969)

and Lemma 3 guides to:

$$\exists \mathbf{p} \geq \mathbf{0} : \inf \mathbf{p}^\top \mathbf{y} \geq 0 \quad \forall \mathbf{y} \in S \quad (18)$$

From $\inf \mathbf{p}^\top \mathbf{y} \geq 0$, it is easy to see that $\exists \mathbf{p} \geq \mathbf{0}$ such that $\mathbf{p}^\top \mathbf{y} \geq 0, \forall \mathbf{y} \in S$. \square

Theorem 4. Sufficiency of the weighted method for convex problems².

For all $\mathbf{y}^* \in \Psi$ efficient and Ψ convex, there is a $\mathbf{w} \geq \mathbf{0}$, $\sum_{i=1}^m \mathbf{w}_i = 1$ such that $\mathbf{w}^\top \mathbf{y}^* \leq \mathbf{w}^\top \mathbf{y}, \forall \mathbf{y} \in \Psi$.

Proof. Given a set of efficient solutions $\delta^* \Psi$, it is possible to define a shift $\mathbf{r} = \mathbf{y} - \mathbf{y}^*$ of this set w.r.t. solution \mathbf{y}^* . Defining a set ψ :

$$\xi(\mathbf{y}) = \{\mathbf{r} | \mathbf{r} = \mathbf{y} - \mathbf{y}^*\} \quad (19)$$

$$\xi = \bigcup_{\mathbf{y} \in \Psi} \xi(\mathbf{y}) \quad (20)$$

$$\xi^* = \bigcup_{\mathbf{y} \in \delta^* \Psi} \xi(\mathbf{y}) \quad (21)$$

it is easy to see that $\nexists \mathbf{r} < \mathbf{0} : \mathbf{r} \in \xi^*$ because it would enter in contradiction with the efficiency of \mathbf{y}^* , satisfying Property 1 required by Theorem 3. And given that ξ^* represents the efficient solutions of the convex set ξ , Theorem 1 show that ξ^* satisfies Property 2 of Theorem 3. Then, from Theorem 3 we can see that $\exists \mathbf{p} \geq \mathbf{0}$ such that:

$$\mathbf{p}^\top \mathbf{r} \geq 0, \forall \mathbf{r} \in \xi^* \quad (22)$$

Then:

$$\mathbf{p}^\top \mathbf{y}^* \leq \mathbf{p}^\top \bar{\mathbf{y}}, \forall \bar{\mathbf{y}} \in \delta^* \Psi. \quad (23)$$

Since for any dominated solution ($\forall \mathbf{y} \in \Psi \setminus \delta^* \Psi$) it exists an efficient solution $\bar{\mathbf{y}} \in \delta^* \Psi$ that weakly dominates $\bar{\mathbf{y}} \leq \mathbf{y}$, then:

$$\mathbf{p}^\top \mathbf{y}^* \leq \mathbf{p}^\top \mathbf{y}, \forall \mathbf{y} \in \Psi \quad (24)$$

Making $\mathbf{w}_i = \frac{\mathbf{p}_i}{\sum_{i=1}^m \mathbf{p}_i}$, then $\mathbf{w}_i \geq 0$ e $\sum_{i=1}^m \mathbf{w}_i = 1$. \square

²This proof is a generalization of the Theorem 3.1.4 in Miettinen (1999) which has already been based on Chapter 4 of Chankong and Haimes (1983)

Theorem 5. Sufficiency of the weighted problem for solutions in the convex hull.

If $\mathbf{y}^ \in \Psi$ is efficient and it is also efficient if the convex hull $\mathbf{y}^* \in \delta^*[\Psi]$ is considered as the feasible set, then there exists a vector $\mathbf{w} \geq \mathbf{0}$, $\sum_{i=1}^M \mathbf{w}_i = 1$ such that $\mathbf{w}^\top \mathbf{y}^* \leq \mathbf{w}^\top \mathbf{y}$, $\forall \mathbf{y} \in \Psi$.*

Proof. Given that $[\Psi]$ is convex, from Theorem 4, for all $\mathbf{y} \in \delta^*[\Psi]$ there exists $\mathbf{w} \geq \mathbf{0}$, $\sum_{i=1}^m \mathbf{w}_i = 1$ such that $\mathbf{w}^\top \mathbf{y}^* \leq \mathbf{w}^\top \mathbf{y}$, $\forall \mathbf{y} \in [\Psi]$.

Then, since $\mathbf{y}^* \in \Psi \subset [\Psi]$, it is easy to see that sufficiency keeps here. \square

4. NISE - Noninferior Set Estimation

The NISE (Noninferior Set Estimation) method (Cohon, 1978) is an iterative method that uses the weighted method to create, at the same time, a representation and a relaxation of the Pareto frontier using a linear approximation. At every iteration, using the already calculated efficient solutions, it is traced a line between neighboring solutions, determining new weights. This procedure finds an accurate and fast approximation for problems with two objectives (Romero and Rehman, 2003).

This methods consists in using two efficient solutions (called neighborhood) to determine a new efficient solution employing the weighted method. More deeply explained: the inicialization should generate the first two solutions (Section 4.1); at each iteration: the next neighborhood to be explored should be determine (Section 4.2), thus obtained the parameters for the weighted method (Section 4.3), followed by a new solution, and new neighborhoods (Section 4.4); and the stopping criterion is defined to ensure the quality of the approximation (Section 4.5).

4.1. Initialization

The first two solutions $\mathbf{r}^{*1}, \mathbf{r}^{*2}$ are individual minimum solutions (Definition 12) for these objectives 1 and 2, respectively. For this solutions, the weights are considered zero except for the component corresponding to the optimized objective, which is assumed to be equal one.

4.2. Neighborhood choice

The neighborhood to be explored consists in the neighborhood that has the larger distance between the hyperplane that contains the solutions $(\mathbf{r}^1, \mathbf{r}^2)$ and the intersection point bewteen the solution hyperplanes ($\mathbf{w}^1^\top \mathbf{p} = \mathbf{w}^1^\top \mathbf{r}^1$ and

$\mathbf{w}^{2\top} \mathbf{p} = \mathbf{w}^{2\top} \mathbf{r}^2$) of the neighborhood. The intersection vector \mathbf{p} is given by solving the linear system:

$$\begin{cases} \mathbf{w}^{1\top} \mathbf{p} - \mathbf{w}^{1\top} \mathbf{r}^1 = 0 \\ \mathbf{w}^{2\top} \mathbf{p} - \mathbf{w}^{2\top} \mathbf{r}^2 = 0 \end{cases} \quad (25)$$

After we found \mathbf{p} , and given the hyperplane \mathbf{w} calculated in the following section, the distance to the hyperplane depends on \mathbf{r}^1 (or \mathbf{r}^2) and is given by:

$$\left\{ \mu \in \mathbb{R} : \mu = \sqrt{\frac{(\mathbf{w}^\top \mathbf{r}^2 - \mathbf{w}^\top \mathbf{p})^2}{\|\mathbf{w}\|^2}} \right\} \quad (26)$$

Given that \mathbf{w} consists in the weights to find the next solution, μ consists in the distance between the worst possible solution that could be found, because $\mathbf{w}^\top \mathbf{r} \leq \mathbf{w}^\top \mathbf{r}^1 = \mathbf{w}^\top \mathbf{r}^2$ (which we can call as the current representation of the Pareto front) and the best possible solution that could be found, because $\mathbf{w}^{1\top} \mathbf{r} \geq \mathbf{w}^{1\top} \mathbf{r}^1$ and $\mathbf{w}^{2\top} \mathbf{r} \geq \mathbf{w}^{2\top} \mathbf{r}^2$ (which we can call as the current relaxation of the Pareto front).

In Figure 3, a geometrical view is depicted to help the comprehension of the calculation. Vectors $\mathbf{w}^1, \mathbf{w}^2$ indicate the weight vectors to find the solutions \mathbf{r}^1 and \mathbf{r}^2 , respectively. Then, in the intersection of $\mathbf{w}^{1\top} \mathbf{y} = \mathbf{w}^{1\top} \mathbf{r}^1$ and $\mathbf{w}^{2\top} \mathbf{y} = \mathbf{w}^{2\top} \mathbf{r}^2$, it is obtained \mathbf{p} , leading to the distance μ between \mathbf{p} and $\mathbf{w}^\top \mathbf{y} = \mathbf{w}^\top \mathbf{r}$ produced by Equation 26.

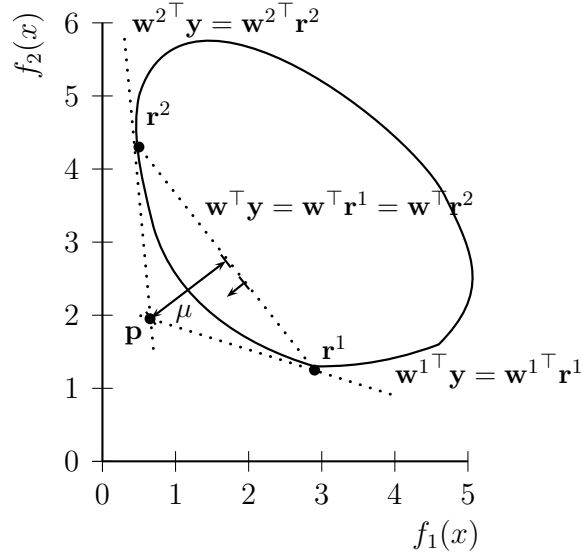


Figure 3: Geometrical view of the current representation and relaxation of the Pareto frontier

4.3. Calculation of the scalarization weights

Given two efficient solutions $\{\mathbf{r}^1, \mathbf{r}^2\}$, it is possible to calculate the line containing these points, described by $\mathbf{w}^\top \mathbf{r}^1 = \mathbf{w}^\top \mathbf{r}^2 = b$, which has a unitary summation. The normal vector \mathbf{w} is determined using the following linear system:

$$\begin{cases} \mathbf{w}^\top \mathbf{r}^1 - b = 0 \\ \mathbf{w}^\top \mathbf{r}^2 - b = 0 \\ \mathbf{w}^\top \mathbf{1} - 0 = 1 \end{cases} \quad (27)$$

Using these weights \mathbf{w} , it is possible to solve the weighted method (see Definition 19) and find $\mathbf{r} = \mathbf{f}(\mathbf{x}^*)$.

4.4. Creating new neighborhoods

Given that it was found a solution \mathbf{r} associated with its neighborhood, \mathbf{r}^1 and \mathbf{r}^2 new neighborhoods consist in the tuples $(\mathbf{r}, \mathbf{r}^1)$ and $(\mathbf{r}, \mathbf{r}^2)$. Since the process is iterative, \mathbf{r} will be renamed to \mathbf{r}^3 and the process is repeated for the tuples $(\mathbf{r}^1, \mathbf{r}^3)$ and $(\mathbf{r}^2, \mathbf{r}^3)$.

4.5. Stopping criterion

The stopping criterion are fulfilled when the largest estimation error μ^{max} is smaller than the desired error μ^{stop} .

4.6. Algorithm

Some aspects of the implementation are presented to introduce the algorithm and help in its comprehension.

The components of the Algorithm 1 are given by:

- Scalarization solution: \mathbf{x}^* .
- Objective vector for the scalarization solution: \mathbf{r}^* .
- Hyperplane parameter/vector of the weighted method: \mathbf{w} .
- Precision margin: μ
- Initial efficient solutions: $R(\mathbf{r}^*) = \{\mathbf{r}^1, \mathbf{r}^2\}$
- Neighborhood stack: P
- Structure of the current working solution: s

Input: $f(\mathbf{x}) \in \mathbb{R}^2$
Output: Representation of the Pareto frontier S
// Initializing representation S and stack P
 $S = \{\}; P = \{\};$
// Finding first solution s
 $s.R = \{\mathbf{r}^{*1}, \mathbf{r}^{*2}\}; s = \text{calc}(s)$
// Continue while the larger margin is
// inferior to the stopping criterion
while $s.\mu > \mu^{stop}$ **do**
 $s.\mathbf{x}^*$ = solution to problem on Definition 19 given weight $s.\mathbf{w}$
 // Obtaining new neighborhoods as described in Section 4.4
 $s_1.R = \{s.\mathbf{r}^1, f(s.\mathbf{x}^*)\}; s_1 = \text{calc}(s_1)$
 $s_2.R = \{s.\mathbf{r}^2, f(s.\mathbf{x}^*)\}; s_2 = \text{calc}(s_2)$
 // Stacking neighborhoods
 $P = P \cup \{s_1, s_2\}$
 // Storing new solution
 $S = S \cup \{s\}$
 // Finding
 new neighborhood to explore as described in Section 4.2
 $s = \text{argmax}(s.\mu) \forall s \in P; P = P \setminus s$
end
return S
Function $\text{calc}(s)$
 // Calculating \mathbf{w} as described in Section 4.3
 $s.\mathbf{w} = \left\{ \mathbf{w} : \begin{cases} \mathbf{w}^\top s.\mathbf{r}^1 - b = 0 \\ \mathbf{w}^\top s.\mathbf{r}^2 - b = 0 \\ \mathbf{w}^\top \mathbf{1} - 0 = 1 \end{cases} \right\}$
 // Calculating \mathbf{p} and μ as described in Section 4.2
 $\mathbf{p} = \left\{ \mathbf{p} : \begin{cases} \mathbf{w}^{1\top} \mathbf{p} - \mathbf{w}^{1\top} \mathbf{r}^1 = 0 \\ \mathbf{w}^{2\top} \mathbf{p} - \mathbf{w}^{2\top} \mathbf{r}^2 = 0 \end{cases} \right\}$
 $s.\mu = \frac{(\mathbf{w}^\top \mathbf{r}^2 - \mathbf{w}^\top \mathbf{p})^2}{\|\mathbf{w}\|}$
 return s

Algorithm 1: NON-INFERIOR SET ESTIMATION

Worth mentioning that the operations $P = P \cup \{s\}$ and $P = P \setminus s$ are equivalent to store s in the stack P and remove s from the stack P , respectively.

In Figure 4, a brief example of the execution is shown. In the first image, it is done the **Initialization**, determining the extreme solutions of the problem (\mathbf{r}^1 and \mathbf{r}^2). In the second image, the line that contains the initial solutions is computed, and this line determines the weights \mathbf{w} of the problem in Definition 19. Solving the problem in Definition 19, we found solution \mathbf{r}^3 . And in the last image, the same procedure is done, but now using the tuples $\mathbf{r}^1, \mathbf{r}^3$ and $\mathbf{r}^3, \mathbf{r}^2$, respectively finding the solutions \mathbf{r}^4 and \mathbf{r}^5 using Definition 19.

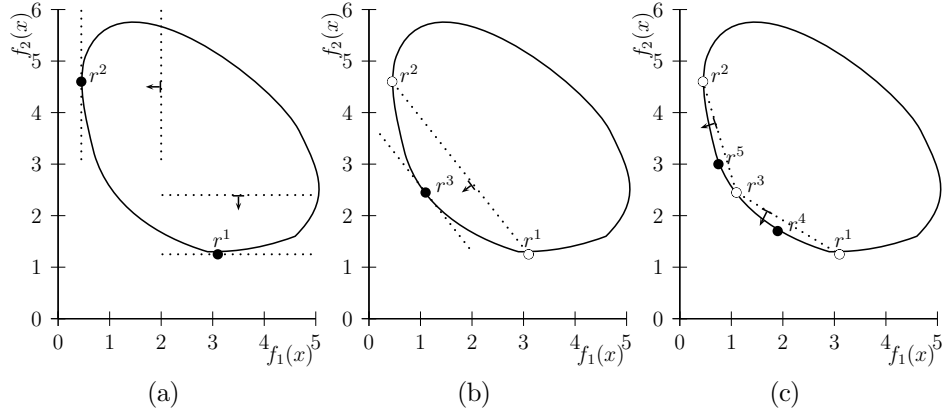


Figure 4: Illustrative sequence of steps of the NISE method

4.7. Stability of NISE algorithm and its associated properties

Due to the fact that the NISE algorithm works locally to obtain new solutions, some properties are needed to ensure its stability. Consider a neighborhood formed by the solutions $\mathbf{y}^1, \mathbf{y}^2$, obtained by the weights $\mathbf{w}^1, \mathbf{w}^2$. To ensure the stability of the algorithm, the line that contains the solutions $\mathbf{y}^1, \mathbf{y}^2$, having \mathbf{w} as normal vector, should always generate a solution between \mathbf{y}^1 and \mathbf{y}^2 .

Firstly, we show that a new weight \mathbf{w} must be a convex combination of \mathbf{w}^1 and \mathbf{w}^2 , and then we show that a linear combination of \mathbf{w}^1 and \mathbf{w}^2 generates a solution between its associated solutions \mathbf{y}^1 and \mathbf{y}^2 .

Theorem 6. *Recursivity of the weighted problem for two dimensions*

Given two efficient solutions $\mathbf{y}^1, \mathbf{y}^2$ and the respective weights used to find these solutions, $\mathbf{w}^1, \mathbf{w}^2$, where $\mathbf{w}_i^1, \mathbf{w}_i^2 > 0 \ \forall i \in \{1, 2\}$ and $\mathbf{w}_1^1 + \mathbf{w}_2^1 = \mathbf{w}_1^2 + \mathbf{w}_2^2 = 1$,

the optimality of the weighted method guides to:

$$\mathbf{w}^1{}^\top \mathbf{y}^1 < \mathbf{w}^1{}^\top \mathbf{y}, \forall \mathbf{y} \in \Omega \quad (28a)$$

$$\mathbf{w}^2{}^\top \mathbf{y}^2 < \mathbf{w}^2{}^\top \mathbf{y}, \forall \mathbf{y} \in \Omega \quad (28b)$$

We want to show that there exists $\alpha, \beta > 0, \alpha + \beta = 1$ such that:

$$\begin{cases} \mathbf{w}^\top \mathbf{y}^1 = \mathbf{w}^\top \mathbf{y}^2 \\ \mathbf{w} = \alpha \mathbf{w}^1 + \beta \mathbf{w}^2 \\ \mathbf{w}_1 + \mathbf{w}_2 = 1 \end{cases} \quad (29)$$

Proof. The proof by contradiction will be divided in three cases:

Case 1 - $\beta \neq (1 - \alpha)$

Since $\mathbf{w} \in \mathbb{R}^2$ and $\mathbf{w}^1 \neq \mathbf{w}^2$ it is easy to notice that $[\mathbf{w}^1, \mathbf{w}^2]$ makes a basis on \mathbb{R}^2 , then $\exists \alpha, \beta : \mathbf{w} = \alpha \mathbf{w}^1 + \beta \mathbf{w}^2$.

Doing $\mathbf{w}_1 + \mathbf{w}_2 = \alpha(\mathbf{w}_1^1 + \mathbf{w}_2^1) + \beta(\mathbf{w}_1^2 + \mathbf{w}_2^2) = \alpha + \beta$.

However, if $\beta \neq (1 - \alpha)$, $\mathbf{w}_1 + \mathbf{w}_2 \neq 1$, thus generating a contradiction.

Case 2 - $\beta < 0$ - Multiplying Equation 28a by α and Equation 28b by β :

$$\begin{cases} \alpha \mathbf{w}^1{}^\top \mathbf{y}^1 < \alpha \mathbf{w}^1{}^\top \mathbf{y}, \forall \mathbf{y} \in \Omega \\ \beta \mathbf{w}^2{}^\top \mathbf{y} < \beta \mathbf{w}^2{}^\top \mathbf{y}^2, \forall \mathbf{y} \in \Omega \end{cases}$$

We obtain $\mathbf{w}^\top \mathbf{y}^1 < \mathbf{w}^\top \mathbf{y}^2$, which generates a contradiction.

Case 3 - $\alpha < 0$ - Multiplying the Equation 28a by α and Equation 28b by β :

$$\begin{cases} \alpha \mathbf{w}^1{}^\top \mathbf{y}^1 > \alpha \mathbf{w}^1{}^\top \mathbf{y}, \forall \mathbf{y} \in \Omega \\ \beta \mathbf{w}^2{}^\top \mathbf{y} > \beta \mathbf{w}^2{}^\top \mathbf{y}^2, \forall \mathbf{y} \in \Omega \end{cases}$$

We obtain $\mathbf{w}^\top \mathbf{y}^1 > \mathbf{w}^\top \mathbf{y}^2$, which generates a contradiction.

Since all cases generate a contradiction, the proof is concluded. \square

To show that a linear combination of \mathbf{w}^1 and \mathbf{w}^2 generates a solution between its associated solutions \mathbf{y}^1 and \mathbf{y}^2 , it is necessary to prove that, when we increments a weight for an objective function (in a two dimensional space) the solution for this objective is decremented.

Theorem 7. *Sensitivity of the weighted method for two dimensions*

Given two efficient solutions $\mathbf{y}^1, \mathbf{y}^2$ and their respective weights vectors $\mathbf{w}^1, \mathbf{w}^2$, where $\mathbf{w}_i^1, \mathbf{w}_i^2 > 0 \ \forall i \in \{1, 2\}$ and $\mathbf{w}_1^1 + \mathbf{w}_2^1 = \mathbf{w}_1^2 + \mathbf{w}_2^2 = 1$, the optimality of the weighted method guides to:

$$\mathbf{w}^{1\top} \mathbf{y}^1 \leq \mathbf{w}^{1\top} \mathbf{y}^2 \quad (30a)$$

$$\mathbf{w}^{2\top} \mathbf{y}^2 \leq \mathbf{w}^{2\top} \mathbf{y}^1 \quad (30b)$$

Then, we wish to prove that: if $\mathbf{w}_1^1 > \mathbf{w}_1^2$ ($\mathbf{w}_1^1 < \mathbf{w}_1^2$) then $\mathbf{y}_1^1 \leq \mathbf{y}_1^2$ ($\mathbf{y}_1^1 \geq \mathbf{y}_1^2$) and $\mathbf{y}_2^1 \geq \mathbf{y}_2^2$ ($\mathbf{y}_2^1 \leq \mathbf{y}_2^2$).

Proof. The proof by contradiction consists in three steps:

Step 1 - $\mathbf{y}_1^1 > \mathbf{y}_1^2$ and $\mathbf{y}_2^1 \geq \mathbf{y}_2^2$: Expanding Equation 30a, we obtain:

$$\begin{aligned} \mathbf{w}_1^1(\mathbf{y}_1^1 - \mathbf{y}_1^2) &\leq \mathbf{w}_2^1(\mathbf{y}_2^2 - \mathbf{y}_2^1) \\ \frac{\mathbf{w}_1^1}{\mathbf{w}_2^1} &\leq \frac{\mathbf{y}_2^2 - \mathbf{y}_2^1}{\mathbf{y}_1^1 - \mathbf{y}_1^2} \leq 0 \quad (\text{using what is assumed in this case}) \end{aligned}$$

However $\frac{\mathbf{w}_1^1}{\mathbf{w}_2^1} > 0$ due to the positivity of the \mathbf{w}_i^j s.

Step 2 - $\mathbf{y}_1^1 \leq \mathbf{y}_1^2$ and $\mathbf{y}_2^1 < \mathbf{y}_2^2$: Expanding Equation 30b, we obtain:

$$\begin{aligned} \mathbf{w}_2^2(\mathbf{y}_2^2 - \mathbf{y}_2^1) &\leq \mathbf{w}_1^2(\mathbf{y}_1^1 - \mathbf{y}_1^2) \\ \frac{\mathbf{w}_2^2}{\mathbf{w}_1^2} &\leq \frac{\mathbf{y}_1^1 - \mathbf{y}_1^2}{\mathbf{y}_2^2 - \mathbf{y}_2^1} \leq 0 \quad (\text{using what is assumed in this case}) \end{aligned}$$

However $\frac{\mathbf{w}_2^2}{\mathbf{w}_1^2} > 0$ due to the positivity of the \mathbf{w}_i^j s.

Step 3 - $\mathbf{y}_1^1 > \mathbf{y}_1^2$ and $\mathbf{y}_2^1 < \mathbf{y}_2^2$: Expanding Equation 30a, we obtain:

$$\frac{\mathbf{w}_1^1}{\mathbf{w}_2^1} \leq \frac{\mathbf{y}_2^2 - \mathbf{y}_2^1}{\mathbf{y}_1^1 - \mathbf{y}_1^2}$$

Expanding Equation 30b, we achieve to:

$$\frac{\mathbf{y}_2^2 - \mathbf{y}_2^1}{\mathbf{y}_1^1 - \mathbf{y}_1^2} \leq \frac{\mathbf{w}_1^2}{\mathbf{w}_2^2}$$

Therefore, we have $\mathbf{w}_1^1 \mathbf{w}_2^2 \leq \mathbf{w}_1^2 \mathbf{w}_2^1$. Since $\mathbf{w}_1^1 = \mathbf{w}_1^2 + \epsilon_1 : \epsilon_1 > 0$ and $\mathbf{w}_2^2 > \mathbf{w}_2^1$ due to the unitary sum, then:

$$\mathbf{w}_1^1 \mathbf{w}_2^2 > (\mathbf{w}_1^2 + \epsilon_1) \mathbf{w}_2^1 \geq \mathbf{w}_1^2 \mathbf{w}_2^1$$

Which contradicts the inequality $\mathbf{w}_1^1 \mathbf{w}_2^2 \leq \mathbf{w}_1^2 \mathbf{w}_2^1$ previously found.

Since all cases generate a contradiction, the proof is concluded. \square

Theorem 8. *Locality of the weighted problem for 2 dimensions*

Given two efficient solutions $\mathbf{y}^1, \mathbf{y}^2$ and their respective weights vectors $\mathbf{w}^1, \mathbf{w}^2$, where $\mathbf{w}_i^1, \mathbf{w}_i^2 > 0 \ \forall i \in \{1, 2\}$ and $\mathbf{w}_1^1 + \mathbf{w}_2^1 = \mathbf{w}_1^2 + \mathbf{w}_2^2 = 1$, the optimality of the weighted method guides to:

$$\begin{aligned} \mathbf{w}^{1\top} \mathbf{y}^1 &\leq \mathbf{w}^{1\top} \mathbf{y}, \forall \mathbf{y} \in \Omega \\ \mathbf{w}^{2\top} \mathbf{y}^2 &\leq \mathbf{w}^{2\top} \mathbf{y}, \forall \mathbf{y} \in \Omega \end{aligned}$$

We want to prove that: if a solution $\bar{\mathbf{y}}$ is generated by a parameter $\mathbf{w} = (1 - \alpha)\mathbf{w}^1 + \alpha\mathbf{w}^2$, then this solutions is such that:

$$\min(\mathbf{y}_i^1, \mathbf{y}_i^2) \leq \bar{\mathbf{y}}_i \leq \max(\mathbf{y}_i^1, \mathbf{y}_i^2)$$

Proof. Without loss of generality, it is supposed that $\mathbf{w}_1^2 > \mathbf{w}_1 > \mathbf{w}_1^1$.

Since we have that $\mathbf{w}_1 > \mathbf{w}_1^1$ and $\mathbf{w}_2 < \mathbf{w}_2^1$, using Theorem 7 we conclude that:

$$\begin{aligned} \mathbf{r}_1 &\leq \mathbf{r}_1^1 \\ \mathbf{r}_2 &\geq \mathbf{r}_1^1 \end{aligned}$$

Furthermore, we have that $\mathbf{w}_1 < \mathbf{w}_1^2$ and $\mathbf{w}_2 > \mathbf{w}_2^2$, and using Theorem 7 we conclude that:

$$\begin{aligned} \mathbf{r}_1 &\geq \mathbf{r}_1^2 \\ \mathbf{r}_2 &\leq \mathbf{r}_1^2 \end{aligned}$$

Since $\mathbf{w}_1^2 > \mathbf{w}_1^1$, Theorem 7 produces $\mathbf{r}_1^2 \leq \mathbf{r}_1^1$ and $\mathbf{r}_2^2 \geq \mathbf{r}_1^2$. Then we conclude that:

$$\begin{aligned} \min(\mathbf{r}_1^1, \mathbf{r}_1^2) &= \mathbf{r}_1^2 \leq \mathbf{r}_1 \leq \mathbf{r}_1^1 = \max(\mathbf{r}_1^1, \mathbf{r}_1^2) \\ \min(\mathbf{r}_2^1, \mathbf{r}_2^2) &= \mathbf{r}_2^1 \leq \mathbf{r}_2 \leq \mathbf{r}_2^2 = \max(\mathbf{r}_2^1, \mathbf{r}_2^2) \end{aligned}$$

□

Supported by these deduced properties of the weighted method, it is possible to see that, for any two efficient solutions with their associated weights vectors taken as parent vectors, it is possible to see that the weight vector that solves Equation 27 represents a convex combination of the parent weight vectors (Theorem 6), and the solution found by this new weight vector remains between the two parent solutions (Theorem 8). These properties create a convergent procedure for the NISE algorithm, keeping this method stable for two dimensions. However, when the number of dimensions is superior to two, those properties are no more preserved, as demonstrated in the next Section.

4.8. Violation of relevant properties in more than two dimensions

A convex multiobjective problem with three objectives, described in Equation 32, will be used to help explain the transgression of relevant properties in dimensions superior to two. Using this case study, we will find counter-examples for some conditions used to support the proofs in the two objective case.

$$\begin{aligned} \underset{\mathbf{x}}{\text{minimize}} \quad & \mathbf{r} = \mathbf{f}(\mathbf{x}) = [\mathbf{x}_1^2, \mathbf{x}_2^2, \mathbf{x}_3^2] \\ \text{subject to} \quad & \mathbf{x}^\top \mathbf{1} = 1 \end{aligned} \tag{32}$$

Theorem 9. *Non locality of the weighted problem for a dimension superior to two.*

Given the problem formulated in Equation 32, when the weight vectors $\mathbf{w}^1 = (0.10, 0.10, 0.80)$, $\mathbf{w}^2 = (0.08, 0.85, 0.07)$ and $\mathbf{w}^3 = (0.32, 0.28, 0.40)$ are used in the

weighted problem, the following solutions are obtained: $\mathbf{r}^1 = (0.22, 0.22, 0.003)$, $\mathbf{r}^2 = (0.20, 0.001, 0.26)$, $\mathbf{r}^3 = (0.11, 0.15, 0.07)$. Then, there is a hyperplane supported by the normal vector $\mathbf{w} = (0.16, 0.34, 0.50)$ which is generated by a convex combination of the hyperplanes \mathbf{w}^1 , \mathbf{w}^2 and \mathbf{w}^3 . When this hyperplane is used in the weighted problem, the solution $\mathbf{r} = (0.31209618, 0.06910856, 0.0318477)$ is found. It is possible to notice that the first component $r_1 = 0.31209618$ is larger than the maximum of the neighbors $r_1^1 = 0.22$, demonstrating that the locality was not preserved.

Theorem 10. Non-recursivity of the weighted problem in dimensions superior to two

Given the problem formulated in Equation 32, when the parameters $\mathbf{w}^1 = (0.24, 0.68, 0.08)$, $\mathbf{w}^2 = (0.23, 0.5, 0.27)$ and $\mathbf{w}^3 = (0.17, 0.38, 0.45)$ are used in the weighted problem, following solutions are obtained:

$\mathbf{r}^1 = (0.05, 0.006, 0.47)$, $\mathbf{r}^2 = (0.18, 0.04, 0.13)$, $\mathbf{r}^3 = (0.3, 0.06, 0.04)$. The hyperplane defined by these solutions is given by $\mathbf{w}^\top \mathbf{y} = (-0.14, 1.08, 0.06)\mathbf{y} = 0.2545$ where the first component of the normal vector is negative $w_1 = -0.14$, thus breaking the recursivity of the NISE method for dimensions superior to two.

Those raised limitations motivate the extension of the NISE algorithm for a dimension superior to two, by adopting a procedure distinct from that proposed by Cohon et al. (1979).

5. Extension of the NISE algorithm for more than two objectives

The main contribution of this work is an adaptive multi-objective optimization algorithm capable of generalizing NISE (Cohon et al., 1979) to deal with two or more dimensions. The main distinct aspect of the proposed methodology is a new optimization model described in Definition 20 responsible for finding the next weight vector \mathbf{w} and the estimation error μ .

5.1. Relaxation-approximation interpretation of the weighted problem

Consider the utopian solution $\mathbf{z}^{utopian}$, as well as $L \geq 1$ efficient solutions $\mathbf{f}(\mathbf{x}^i) : i \in \{1, \dots, L\}$ obtained by the weighted problem (see Definition 19) using the weight vectors $\mathbf{w}^i : i \in \{1, \dots, L\}$. The problem in Definition 20 determines a new weight vector \mathbf{w} , the approximation $\bar{\mathbf{r}}$ and the relaxation $\underline{\mathbf{r}}$ of the Pareto frontier which guides to the larger distance μ .

The **frontier relaxation** is a theoretical limitation for any efficient solution \mathbf{x}^* attainable by the weighted method. So, it is possible to conclude that the objective vector $\underline{\mathbf{r}} = \mathbf{f}(\mathbf{x}^*) \in \Psi$ will be limited by the inequalities

$\mathbf{w}^i{}^\top \underline{\mathbf{r}} \geq \mathbf{w}^i{}^\top \mathbf{f}(\mathbf{x}^i) \forall i \in \{1, \dots, L\}$, since \mathbf{x}^i is the optimum solution of the problem in Definition 19 considering the weight \mathbf{w}^i .

The **frontier approximation** is a theoretical limitation for any efficient solution \mathbf{x}^* attainable by the weighted method. Thus there is a weight vector \mathbf{w} whose correspondent efficient solution is \mathbf{x}^* , and the objective vector are $\bar{\mathbf{r}} = \mathbf{f}(\mathbf{x}^*) \in \Psi$. Following the premises it is possible to see that $\mathbf{w}^\top \bar{\mathbf{r}} \leq \mathbf{w}^\top \mathbf{f}(\mathbf{x}^i) \forall i \in \{1, \dots, L\}$, since \mathbf{x}^* is the optimum solution of the problem in Definition 19 considering the weight \mathbf{w} .

Hence, there is two estimations, one superior estimation $\underline{\mathbf{r}}$ associated with the frontier relaxation ($\mathbf{w}^i{}^\top \underline{\mathbf{r}} \geq \mathbf{w}^i{}^\top \mathbf{f}(\mathbf{x}^i)$) and a inferior estimation $\bar{\mathbf{r}}$ associated with the frontier approximation ($\mathbf{w}^\top \bar{\mathbf{r}} \leq \mathbf{w}^\top \mathbf{f}(\mathbf{x}^i)$) that defines the space of all solutions attainable by the weighted method considering the information of L found solutions.

5.2. Calculating the weights for the weighted problem

The calculation of the weighted vector \mathbf{w} at each iteration is done by finding the larger difference between the hyperplanes $\mathbf{w}^\top \bar{\mathbf{r}}$ and $\mathbf{w}^\top \underline{\mathbf{r}}$, by the solution of the following optimization problem:

Definition 20.

$$\begin{aligned}
& \underset{\mathbf{w}, \bar{\mathbf{r}}, \underline{\mathbf{r}}}{\text{minimizar}} && -\mu = \mathbf{w}^\top \underline{\mathbf{r}} - \mathbf{w}^\top \bar{\mathbf{r}} \\
& \text{sujeito a} && \mathbf{w}^i{}^\top \underline{\mathbf{r}} \geq \mathbf{w}^i{}^\top \mathbf{f}(\mathbf{x}^i) \forall i \in \{1, \dots, L\} \\
& && \mathbf{w}^\top \bar{\mathbf{r}} \leq \mathbf{w}^\top \mathbf{f}(\mathbf{x}^i) \forall i \in \{1, \dots, L\} \\
& && \underline{\mathbf{r}} \geq \mathbf{z}^{\text{utopian}} \\
& && \mathbf{w} \geq \mathbf{0} \\
& && \mathbf{w}^\top \mathbf{1} = 1.
\end{aligned} \tag{33}$$

To verify the proper behavior of the proposed optimization problem, it is necessary to prove that the problem of Definition 20 is limited.

Theorem 11. *The problem of Definition 20 is limited.*

Proof. Given that $\bar{\mathbf{r}}$ is limited by the constraint $\underline{\mathbf{r}} \geq \mathbf{z}^{\text{utopian}}, \forall i \in \{1, \dots, M\}$, and $\mathbf{f}(\mathbf{x}^i)$ is also limited, we have that:

$$-\mathbf{w}^\top \bar{\mathbf{r}} \geq -\mathbf{w}^\top \mathbf{f}(\mathbf{x}^i) \quad (34)$$

$$\mathbf{w}^\top \underline{\mathbf{r}} - \mathbf{w}^\top \bar{\mathbf{r}} \geq \mathbf{w}^\top \underline{\mathbf{r}} - \mathbf{w}^\top \mathbf{f}(\mathbf{x}^i) \quad (35)$$

$$\mathbf{w}^\top \underline{\mathbf{r}} - \mathbf{w}^\top \bar{\mathbf{r}} \geq \mathbf{w}^\top \mathbf{z}^{utopian} - \mathbf{w}^\top \mathbf{f}(\mathbf{x}^i) \quad (36)$$

Therefore the problem is limited. \square

Then, we want to proof that, for bi-objective problems the procedure to determine \mathbf{w} and \mathbf{p} , using the NISE algorithm, makes the problem in Definition 20 satisfy the KKT conditions. First, we will prove some Lemmas to help in this demonstration.

Lemma 4. *Given three solutions $\mathbf{y}^1, \mathbf{y}^2$ and $\mathbf{y}^3 \in \mathbb{R}^2$ obtained by the parameters $\mathbf{w}^1, \mathbf{w}^2$ and $\mathbf{w}^3 \in \mathbb{R}^2$ ($\mathbf{w}^i \mathbf{y}^i < \mathbf{w}^i \mathbf{y}, \forall \mathbf{y} \neq \mathbf{y}^i$), and assuming that \mathbf{y}^3 is not between the solutions \mathbf{y}^1 and \mathbf{y}^2 , then there is no \mathbf{p} such that:*

$$\begin{cases} \mathbf{w}^1 \mathbf{p} - \mathbf{w}^1 \mathbf{y}^1 = 0 \\ \mathbf{w}^2 \mathbf{p} - \mathbf{w}^2 \mathbf{y}^2 = 0 \\ \mathbf{w}^3 \mathbf{p} - \mathbf{w}^3 \mathbf{y}^3 = 0 \end{cases} \quad (37)$$

Proof. Supposing by contradiction that the third equality is true.

Given that $\mathbf{w}^3 \in \mathbb{R}^2$ then $\mathbf{w}^3 = (1-\alpha)\mathbf{w}^1 + \alpha\mathbf{w}^2$. As a consequence, we have $\mathbf{w}^3 \mathbf{p} = (\alpha\mathbf{w}^1 + (1-\alpha)\mathbf{w}^2)^\top \mathbf{p} = \alpha\mathbf{w}^1 \mathbf{p} + (1-\alpha)\mathbf{w}^2 \mathbf{p}$.

$$\mathbf{w}^3 \mathbf{p} = \alpha\mathbf{w}^1 \mathbf{p} + (1-\alpha)\mathbf{w}^2 \mathbf{p} < \alpha\mathbf{w}^1 \mathbf{p} + (1-\alpha)\mathbf{w}^2 \mathbf{p} \quad (38)$$

which is a contradiction. \square

Lemma 5. *Given three solutions $\mathbf{y}^1, \mathbf{y}^2$ and $\mathbf{y}^3 \in \mathbb{R}^2$, and assuming that \mathbf{y}^3 is not between the solutions \mathbf{y}^1 and \mathbf{y}^2 , then there is no \mathbf{p} such that:*

$$\begin{cases} \mathbf{w}^\top \mathbf{p} - \mathbf{w}^\top \mathbf{y}^1 = 0 \\ \mathbf{w}^\top \mathbf{p} - \mathbf{w}^\top \mathbf{y}^2 = 0 \\ \mathbf{w}^\top \mathbf{p} - \mathbf{w}^\top \mathbf{y}^3 = 0 \end{cases} \quad (39)$$

for any \mathbf{w} .

Proof. Supposing by contradiction that the third equality is also true.

Given that $\mathbf{y}^3 \in \mathbb{R}^2$ then $\mathbf{y}^3 = (1-\alpha)\mathbf{y}^1 + \alpha\mathbf{y}^2$. As a consequence, we have:

$$\alpha\mathbf{w}^1^\top \mathbf{y}^1 + (1-\alpha)\mathbf{w}^1^\top \mathbf{y}^2 = \mathbf{w}^1^\top \mathbf{y}^3 > \mathbf{w}^1^\top \mathbf{y}^1 \quad (40a)$$

$$\alpha\mathbf{w}^2^\top \mathbf{y}^1 + (1-\alpha)\mathbf{w}^2^\top \mathbf{y}^2 = \mathbf{w}^2^\top \mathbf{y}^3 > \mathbf{w}^2^\top \mathbf{y}^2 \quad (40b)$$

Given that $\mathbf{w} \in \mathbb{R}^2$ then $\mathbf{w} = (1-\beta)\mathbf{w}^1 + \beta\mathbf{w}^2$, so:

$$\mathbf{w}^\top \mathbf{p} = (1-\beta)\mathbf{w}^1^\top \mathbf{y}^3 + \beta\mathbf{w}^2^\top \mathbf{y}^3 > (1-\beta)\mathbf{w}^1^\top \mathbf{y}^1 + \beta\mathbf{w}^2^\top \mathbf{y}^2 \quad (41)$$

which is a contradiction. \square

Theorem 12. NISE Equivalence *We want to prove that $\underline{\mathbf{r}} = \mathbf{p}$, with \mathbf{p} found in Section 4.2, $\bar{\mathbf{r}} = \mathbf{r}^1$, with \mathbf{w} found in Section 4.3, keep KKT conditions for the problem of Definition 20.*

Proof. From Theorem 6, the constraint $\mathbf{w} \geq \mathbf{0}$ is satisfied as long as $\mathbf{w}^\top \mathbf{1} = 1$.

If \mathbf{w}^1 and $\mathbf{w}^2 > 0$, it is easy to see that constraint $\underline{\mathbf{r}} > \mathbf{z}^{utopian}$ is satisfied.

Furthermore, by the content of Section 4.2 the constraints $\mathbf{w}^1^\top \mathbf{p} = \mathbf{w}^1^\top \mathbf{r}^1$ and $\mathbf{w}^2^\top \mathbf{p} = \mathbf{w}^2^\top \mathbf{r}^2$ are satisfied. And due to Theorem 4 there is no other inequality of that type that is active.

By what is demonstrated in Section 4.3, the constraints $\mathbf{w}^\top \mathbf{p} = \mathbf{w}^\top \mathbf{r}^1$ and $\mathbf{w}^\top \mathbf{p} = \mathbf{w}^\top \mathbf{r}^2$ are satisfied. And due to Theorem 5 there is no other inequality of that type active.

Considering those active inequalities, the Lagrangian produces:

$$\begin{aligned} l(\mathbf{w}, \bar{\mathbf{r}}, \underline{\mathbf{r}}, \psi, \gamma, z) = & \mathbf{w}^\top \underline{\mathbf{r}} - \mathbf{w}^\top \bar{\mathbf{r}} + \psi_1[\mathbf{w}^1^\top \mathbf{r}^1 - \mathbf{w}^1^\top \underline{\mathbf{r}}] + \psi_2[\mathbf{w}^2^\top \mathbf{r}^2 - \mathbf{w}^2^\top \underline{\mathbf{r}}] + \\ & + \gamma_1[\mathbf{w}^\top \bar{\mathbf{r}} - \mathbf{w}^\top \mathbf{r}^1] + \gamma_2[\mathbf{w}^\top \bar{\mathbf{r}} - \mathbf{w}^\top \mathbf{r}^2] + z[\mathbf{w}^\top \mathbf{1} - 1] \end{aligned} \quad (42)$$

Applying the necessary conditions for optimality:

$$\nabla_{\mathbf{w}} l = \underline{\mathbf{r}} - \bar{\mathbf{r}} + \gamma_1[\bar{\mathbf{r}} - \mathbf{r}^1] + \gamma_2[\bar{\mathbf{r}} - \mathbf{r}^2] + z\mathbf{1} = \mathbf{0} \quad (43a)$$

$$\nabla_{\bar{\mathbf{r}}} l = -\mathbf{w} + \gamma_1\mathbf{w} + \gamma_2\mathbf{w} = \mathbf{0} \quad (43b)$$

$$\nabla_{\underline{\mathbf{r}}} l = \mathbf{w} - \psi_1\mathbf{w}^1 - \psi_2\mathbf{w}^2 = \mathbf{0} \quad (43c)$$

we conclude that $\gamma_1, \gamma_2, \psi_1, \psi_2 > 0$. Then we can see that the NISE method satisfies the necessary conditions for the proposed problem. \square

5.3. Linear Integer equivalent model

To solve the problem in Definition 20, which is nonconvex, we wish to find an equivalent linear integer problem to allow the use of commercial or open-source solvers.

Changing $\mathbf{w}^\top \bar{\mathbf{r}}$ to v and calculating the Lagrangian, we have:

$$\begin{aligned} l(\mathbf{w}, \bar{\mathbf{r}}, \mathbf{r}, v, \lambda, \mu, \gamma, \beta, \nu, \psi) = & \mathbf{w}^\top \underline{\mathbf{r}} - v - \sum_{i=1}^L \lambda_i [\mathbf{w}^i{}^\top \underline{\mathbf{r}} - \mathbf{w}^i{}^\top \mathbf{r}^i] + \\ & + \sum_{i=1}^L \mu_i [v - \mathbf{w}^\top \mathbf{r}^i] + \sum_{i=1}^M \beta_i [\underline{\mathbf{r}}_i - \mathbf{z}_i^{utopian}] - \sum_{i=1}^M \nu_i \mathbf{w}_i + \psi [\mathbf{w}^\top \mathbf{1} - 1] \end{aligned} \quad (44)$$

Aiming at creating a new equivalent formulation, some KKT conditions are applied:

$$\nabla_{\mathbf{w}} l = \underline{\mathbf{r}} - \sum_{i=1}^L \mu_i \mathbf{r}^i - \nu + \xi \mathbf{1} = 0 \quad (45)$$

$$\nabla_v l = -1 + \sum_{i=1}^L \mu_i = 0 \quad (46)$$

$$\mu_i [-(v - \mathbf{w}^\top \mathbf{r}^i)] = 0 \quad \forall i \in \{1, \dots, L\} \quad (47)$$

$$\nu_i \mathbf{w}_i = 0 \quad \forall i \in \{1, \dots, M\} \quad (48)$$

Making the inner product of the right side of Equation 45 with \mathbf{w} we have:

$$\mathbf{w}^\top \underline{\mathbf{r}} - \sum_{i=1}^L \mu_i \mathbf{w}^\top \mathbf{r}^i - \mathbf{w}^\top \nu + \xi \mathbf{w}^\top \mathbf{1} = 0 \quad (49)$$

From Equation 46 we have that $\sum_{i=1}^L \mu_i v - v = 0$. Summing up $\sum_{i=1}^L \mu_i v - v$ on Equation 49 we obtain:

$$\mathbf{w}^\top \underline{\mathbf{r}} + \sum_{i=1}^L \mu_i (v - \mathbf{w}^\top \mathbf{r}^i) - v - \mathbf{w}^\top \nu + \xi \mathbf{w}^\top \mathbf{1} = 0 \quad (50)$$

Using KKT conditions and the original constraints we have that Equation 50 results in:

$$\mathbf{w}^\top \underline{\mathbf{r}} - v = -\xi \quad (51)$$

Since the complementarity KKT conditions in Equation 47 is true when $\mu_i = 0$ or $[-(v - \mathbf{w}^\top \mathbf{r}^i)] = 0$ and Equation 48 is true when $\nu_i = 0$ or $\mathbf{w}_i = 0$, it is possible to express the same conditions of Equation 47 using linear integer constraints such as:

$$[-(v - \mathbf{w}^\top \mathbf{r}^i)] \geq 0 \quad (52a)$$

$$\mu_i \geq 0 \quad (52b)$$

$$[-(v - \mathbf{w}^\top \mathbf{r}^i)] \leq \mu_i^B \quad (52c)$$

$$\mu_i \leq (1 - \mu_i^B) \quad (52d)$$

where μ_i^B is a binary variable that is equal to one when $\mu_i = 0$ and equal to zero when $[-(v - \mathbf{w}^\top \mathbf{r}^i)] = 0$. The same type of constraints is used to express the statements of Equation 48:

$$\mathbf{w}_i \geq 0 \quad (53a)$$

$$\nu_i \geq 0 \quad (53b)$$

$$\mathbf{w}_i \leq \nu_i^B \quad (53c)$$

$$\nu_i \leq (1 - \nu_i^B) \quad (53d)$$

where ν_i^B is a binary variable that is equal to one when $\nu_i = 0$ and equal to zero when $\mathbf{w}_i = 0$.

Changing the objective function from problem in Definition 20 by $-\xi$ because of the statement in Equation 51 and adding KKT conditions from Equations 45 and 46 and also the linear integer equivalents from Equations 52 and 53, we have an equivalent linear integer problem for the problem in Definition 20.

5.4. Methodology outline

5.4.1. Initialization

To initialize the algorithm it is necessary to provide the parameters, the utopian solution $\mathbf{z}^{utopian}$ and any parameter and solution of the weighted problem used to prove the limitation of the problem in Definition 20.

5.4.2. Choice of the weighted problem

The choice of the weights is given by the solutions of the problem in Definition 20 with all parameters and solutions of the weighted problem already solved. Furthermore, the negative of the obtained optimal value refers to the approximation error (μ) of the iteration.

5.4.3. Stopping criterion

The stopping criterion is satisfied when the estimation error μ is lower than a threshold μ^{stop} of the admissible error.

5.4.4. Algorithm

Some aspects of the implementation are presented to introduce the algorithm and help in its comprehension. First, we present the variables and the execution routine is presented in Algorithm 2.

The mains components of the algorithm are given by:

- Scalarization solution: \mathbf{x}^* .
- Objective vector for the scalarization solution: \mathbf{r}^* .
- Hyperplane parameter/vector of the weighted method: \mathbf{w} .
- Precision margin: μ
- Structure of the current working solution: s
- Set of solutions representing the Pareto-frontier: S

6. Experiments

This proposed methodology is an adaptive multi-objective method that is not exclusive to a specific set of optimization problems and can be used for any optimization problem endowed with a solver that guarantees an optimal solution. In other words, the NISE extension proposed here interprets the solver (with the optimization model) as an oracle that receives the weight vector \mathbf{w} , and delivers the optimal solution $\mathbf{f}(\mathbf{x}^*)$ of the weighted problem (Definition 19).

To validate this algorithm, we consider two problems as benchmarks: (1) the knapsack problem, which is a combinatorial problem (solved using optimization

Input: $\mathbf{f}(\mathbf{x}) \in \mathbb{R}^m$, μ^{stop}

Output: Representation of the Pareto frontier S

// Initializing representation S

$s.\mathbf{w} = \frac{1}{m} \mathbf{1}$ or any arbitrary vector

$s.\mathbf{x}^*$ = solution of the problem in Definition 19, given \mathbf{w}

$S = \{s\}; s = \emptyset$

$s.\mu, s.\mathbf{w}$ = optimal

value and solution of the problem in Definition 20, given $\mathbf{z}^{utopian}$ and S

// Continue while the larger margin is

// Inferior to the stopping criterion

while $s.\mu > \mu^{stop}$ **do**

$s.\mathbf{x}^*$ = solution of the problem in Definition 19, given \mathbf{w}

$S = S \cup \{s\}; s = \emptyset$

$s.\mu, s.\mathbf{w}$ = optimal

 value and solution of the problem in Definition 20, given $\mathbf{z}^{utopian}$ and S

end

return S

Algorithm 2: MONISE

tools in the Gurobi Python library³), and (2) a multilabel classification, which is a nonlinear convex problem (solved using optimization tools in the SciPy Python library⁴). The metrics used to evaluate the performance of the methods are: (1) hypervolume, (2) execution time.

The definition of the knapsack problem and multilabel classification will be presented in Section 6.1 and Section 6.2, respectively, and the hypervolume metric is defined in Section 6.3

6.1. The knapsack problem

This problem is characterized by being of practical relevance in linear-integer programming, resulting in discrete and non-convex Pareto frontiers (Bazgan et al., 2009), thus imposing a great challenging for multi-objective optimization methods. As an additional motivation, there are some methods to construct knapsack instances in the literature (Bazgan et al., 2009).

³Available at <http://www.gurobi.com/>

⁴Available in <https://www.scipy.org/>

Given a constraint on space T , you must choose between q items with diversity of sizes and utility values to fill up your knapsack. The goal is to maximize the utility value of the picked items without exceeding the size of your knapsack. In the multi-objective case, each item i with size \mathbf{t}_i has m distinct utility values $\mathbf{v}_i^1, \mathbf{v}_i^2, \dots, \mathbf{v}_i^m$ and the propose is to maximize all these utility values concurrently.

The vector of decision variables \mathbf{x} of the problem is taken as a binary vector. The interpretation of the vector indicates if an item was picked ($\mathbf{x}_i=1$) or leaved out ($\mathbf{x}_i=0$).

$$\begin{aligned}
& \underset{\mathbf{x}}{\text{minimize}} && \mathbf{f}(\mathbf{x}) \equiv \{\mathbf{f}_{(1)}(\mathbf{x}), \mathbf{f}_{(2)}(\mathbf{x}), \dots, \mathbf{f}_{(m)}(\mathbf{x})\} \\
& \text{subject to} && \mathbf{f}_{(k)}(\mathbf{x}) = \sum_{i=1}^q \mathbf{v}_i^k \mathbf{x}_i, \forall k \in \{1, 2, \dots, m\} \\
& && \sum_{i=0}^q \mathbf{t}_i \mathbf{x}_i \leq T \\
& && \mathbf{x}_i \in \{0, 1\}
\end{aligned} \tag{54}$$

The generation of the instances was made using a procedure suggested by Bazgan et al. (2009). All parameters of the knapsack problem was randomly generated inside an interval, forcing a conflicting behavior between the multiple objectives. Each size \mathbf{t}_i , and values $\mathbf{v}_i^1, \mathbf{v}_i^2, \dots, \mathbf{v}_i^m$ are generated in the interval $[0, 1000]$.

Then, the size T of the knapsack is given by the mathematical expression $500qc$, where the value 500 refers to the expected mean of the utility values, q is the number of items considered in the problem, and $c \in [0, 1]$ is a variable that represents the coverage factor, such that 0 indicates that it is not possible to put any item in the knapsack and 1 indicates that the knapsack is capable of storing all items. In this experiment we use 100 items and the coverage factor is set to $c=0.5$.

6.2. Multilabel classification

Multilabel classification is a relevant problem on supervised learning, given a sample \mathbf{x}_i the objective is to find a set of labels related to this sample admitting more than one label per sample.

Aiming at obtaining a simplified multi-objective learning model, it is supposed that there exists L labels, and n samples. $\mathbf{x}_i \in \mathbb{R}^d : i \in \{1, \dots, n\}$ represents the input feature vector and $\mathbf{y}_i^{(l)} \in \text{IB} : l \in \{1, \dots, L\}, i \in \{1, \dots, n\}$, is the membership of the sample i to the label l , which is the value that we want to predict. The

decision variables are given by the vector $\theta \in \mathbb{R}^{d+1}$. It is then possible to conceive the following multiobjective model:

$$\underset{\theta}{\text{minimize}} \quad \mathbf{f}(\mathbf{x}) \equiv \{\mathbf{f}_{(1)}(\theta, \mathbf{x}, \mathbf{y}), \mathbf{f}_{(2)}(\theta, \mathbf{x}, \mathbf{y}), \dots, \mathbf{f}_{(L+1)}(\theta, \mathbf{x}, \mathbf{y})\} \quad (55)$$

where $\mathbf{f}_{(l)}(\theta, \mathbf{x}, \mathbf{y}) = \sum_{i=1}^n \left[\mathbf{y}_i^l \ln \left(\frac{e^{\theta^\top \phi(\mathbf{x}_i)}}{1 + e^{\theta^\top \phi(\mathbf{x}_i)}} \right) + (1 - \mathbf{y}_i^l) \ln \left(1 - \frac{e^{\theta^\top \phi(\mathbf{x}_i)}}{1 + e^{\theta^\top \phi(\mathbf{x}_i)}} \right) \right]$, $\forall l \in \{1, \dots, L\}$ is the classification loss for label l and $\mathbf{f}_{(L+1)}(\theta, \mathbf{x}, \mathbf{y}) = \|\theta\|_2$ is the regularization component.

To conduct the test for multilabel classification, we consider 5 datasets⁵ whose main aspects are provided by Table.

Table 1: Description of the main aspects of the four multilabel datasets.

name	instances (n)	features(d)	labels (L)
emotions	593	72	6
flags	194	19	7
yeast	2417	103	14
birds	645	260	19
genbase	662	1186	27

6.3. Hypervolume - Evaluation metric

The hypervolume metric (Fleischer, 2003) is based on, given a reference point that is dominated by all efficient solutions, preferably the Nadir point, it is calculated the hypervolume formed using this point and all obtained solutions as delimiters. The hypervolume metric may be obtained in a cumulative manner. The additional volume consist in: considering the set of solutions $R = \{\mathbf{r}^1, \mathbf{r}^2, \dots, \mathbf{r}^{k-1}\}$ with the hypervolume already calculated \mathcal{V}^{soma} , the additional volume contributed by a solution \mathbf{r}^k is given by: $\mathcal{V}(\mathbf{r}^k | R) = \mathcal{V}(\mathbf{r}^k) - (\mathcal{V}^{soma} \cap \mathcal{V}(\mathbf{r}^k))$.

This metric exhibits interesting properties because any dominated solution does not contribute to the hypervolume. Furthermore, when two solutions are too close, the contribution of the second when the first was already considered would add too little to the hypervolume. In Figure 5, the grey volume indicates \mathcal{V}^{soma} , the shaded volume indicates $\mathcal{V}(\mathbf{r}^k)$ and the dark grey volume indicates $\mathcal{V}(\mathbf{r}^k | R)$.

⁵Available at mulan.sourceforge.net/datasets-mlc.html

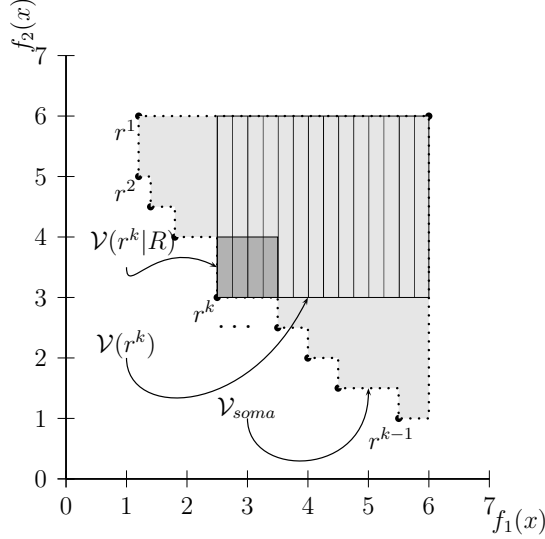


Figure 5: Representation of the hypervolume metric, when only two objectives are considered

6.4. Experimental setup

The proposed algorithm was compared with two state-of-the-art evolutionary approaches, NSGA-II (Deb et al., 2002) and SPEA2 (Zitzler et al., 2001). Furthermore, it was compared with a non-heuristic algorithm, the NC (Messac et al., 2003). Since the evolutionary algorithms use a fixed number of solutions, this experiment was designed to look for $5 \times m$ efficient solutions. Due to the fact that the NC algorithm does not have a parameter to choose the number of solutions, its parameters were fine-tuned until we find a number of solutions as close as possible but not smaller than 50. These three algorithms were chosen since their design are not constrained to any type of optimization problems, and they are scalable for a large number of objectives.

For the multilabel classification, the evolutionary algorithms have the following configuration: population of $10 \times M$ (choosing the best $5 \times M$ according to the evaluation metrics of the algorithm), uniform crossover, Gaussian mutation, mutation rate of 10% and maximum of 500 generations. To the knapsack problem: population of $10 \times M$ (choosing the best $5 \times M$ according to the evaluation metrics of the algorithm), uniform crossover, mutation that can include or exclude an item from the knapsack, mutation rate of 10% and maximum of 500 generations.

6.5. Obtained Results

The experiments are evaluated in terms of execution time and final hypervolume. Aiming at a fair evaluation of the hypervolume, the reference point was chosen by selecting the worst value of each objective from all non-dominated solutions from all the four evaluated algorithms.

Table 2 presents the hypervolume for the multilabel classification instances and Table 3 the execution time for the same instances. Table 4 presents the hypervolume for the knapsack problem instances and Table 5 the execution time for the same instances. It is important to highlight that the first column of Tables 2 and 3 has the name of the instances, and the second column, the number of objectives. The first column of Tables 4 and 5 has a descriptor indicating the number of objectives and the coverage factor (in %), and in the second column, the number of objectives.

Table 2: Comparison in terms of hypervolume for the multiclass classification problem.

	M	MONISE	NC	NSGA-II	SPEA2
emotions	7	0.617	0.465	0.630	0.602
flags	8	0.882	0.682	0.880	0.860
yeast	15	0.084	0.085	0.022	0.019
birds	20	0.982	0.896	0.970	0.971
genbase	28	0.990	0.967	0.989	0.969

Table 3: Comparison in terms of execution time for the multiclass classification problem.

	M	MONISE	NC	NSGA-II	SPEA2
emotions	7	10	4	37	480
flags	8	11	2	33	830
yeast	15	149	47	94	3207
birds	20	419	172	314	9288
genbase	28	1076	3346	659	32076

6.6. Analysis

It is noticeable that MONISE exhibits a consistent performance on both problems and metrics. Analyzing the performance of MONISE in the hypervolume metric, our method seems to be insensitive to the number of objectives, and, in the convex nonlinear problem MONISE is the best method in 3 out of 5 instances, and

Table 4: Comparison in terms of hypervolume for the knapsack problem.

	M	MONISE	NC	NSGA-II	SPEA2
M_5_50%	5	0.145878	0.170800	0.110639	0.108913
M_10_50%	10	0.005714	0.007910	0.004866	0.002857
M_15_50%	15	0.000478	0.000512	0.000218	0.000118
M_20_50%	20	0.000134	0.000002	0.000140	0.000038
M_30_50%	30	$9*10^{-7}$	$2*10^{-10}$	$2*10^{-6}$	$2*10^{-8}$

Table 5: Comparison in terms of execution time for the knapsack problem.

	M	MONISE	NC	NSGA-II	SPEA2
M_5_50%	5	3	30	18	56
M_10_50%	10	46	48	53	476
M_15_50%	15	244	36	73	1665
M_20_50%	20	381	2830	152	3598
M_30_50%	30	772	54909	205	9703

the second place in 2 out of 5 instances. For the combinatorial problem, MONISE is always the second best method with the best method alternating between NC, on low-dimensional instances, and NSGA-II, on high-dimensional instances.

The execution time of the instances using MONISE is well behaved in all dimensions and exhibits a fair comparative performance. In the convex nonlinear problem MONISE is the second place in 3 out of 5 instances and the third in 2 out of 5 instances, and for the combinatorial problem, MONISE is the best method in 2 out of 5 instances, second in 2 out of 5 instances and the third once, being the best on the small dimension problems and scaling well the dimension rises.

In general, we may conclude that MONISE does not suffer from low and high dimensions, the increase in execution time is well behaved in both scenarios, and comparative performance on hypervolume is always consistent, being, at worst, the second method considering all problems and instances.

7. Conclusion

The main proposal of this work was an extension of the Non-Inferior Set Estimation (NISE) algorithm for more than two dimensions. The methodology is problem independent, in the sense of admitting convex or nonconvex formulations, and are based on a scalarization called the weighted method.

Relevant theoretical aspects of the novel proposal have been demonstrated, including: (1) the necessity of the weighted method for convex or nonconvex problems, as well as its sufficiency for convex problems; (2) the sufficiency of efficient solutions at the convex hull of the objective space, and the non-sufficiency of solutions that are not at the convex hull. Additionally, some mathematical proofs helped to understand the nice properties of the NISE algorithm for two-objectives problems, due to the convergence behavior of the weighted method. However, using again the behavior of the weighted method, it was demonstrated that those nice properties are no longer valid for more than two objectives, using a three-objective optimization problem instance as a case study.

Those theoretical developments together with the proper characterization of the dynamics of the relaxation / approximation approach adopted by the weighted method to estimate the Pareto frontier allow a deeper understanding of the convergence behavior of the weighted method, as well as the NISE method. Those insights act as the ground motivation to propose MONISE, Many-Objective NISE, an extension to NISE capable of dealing with more than two objectives in the case of convex or nonconvex problems. MONISE operates by iteratively finding weight vectors associated with the higher difference between the relaxation and the approximation frontiers. In the particular case of a two-objective problem, this approach is precisely what is performed by NISE, though not extensible to more objectives until our contribution in the present paper.

The empirical results include comparison with two heuristically-based and one exact multi-objective algorithm, revealing a consistent performance for the MONISE proposal. Despite not being the best-evaluated method all the time, MONISE is at least the second-best method in all cases, in terms of hypervolume, and it scales favorably with the increase in the number of objectives, being competitive in terms of computational cost.

Further developments in this area reside in two fronts: (1) adaptation of the algorithm to take advantage of scalarization and single-objective solver properties. One example involves methods, models or scalarization capable of estimating the lower-bound of a sub-optimum solution, so that the objective value of the lower-bound can be used in the frontier relaxation instead of the actual objective vector; (2) refinement of the dynamics involving the weighted method. One possibility is to make a better usage of the calls to the oracle (see the introductory text of Section 6) inside the linear-integer solver. The expectation is to insert the related constraints as soon as a promising weight vector is found by the linear-integer solver.

References

References

- Bazgan, C., Hugot, H., Vanderpooten, D., jan 2009. Solving efficiently the 01 multi-objective knapsack problem. *Computers & Operations Research* 36 (1), 260–279.
- Burachik, R. S., Kaya, C. Y., Rizvi, M. M., 2013. A New Scalarization Technique to Approximate Pareto Fronts of Problems with Disconnected Feasible Sets. *Journal of Optimization Theory and Applications* 162, 428–446.
- Caballero, R., Hernández, M., 2004. The controlled estimation method in the multiobjective linear fractional problem. *Computers and Operations Research* 31 (11), 1821–1832.
- Chankong, V., Haimes, Y. Y., 1983. *Multiobjective Decision Making: Theory and Methodology*. Dover Publications.
- Cohon, J., 1978. *Multiobjective programming and planning*. Vol. 140 of *Mathematics in Science and Engineering*. Elsevier.
- Cohon, J. L., Church, R. L., Sheer, D. P., 1979. Generating multiobjective trade-offs: An algorithm for bicriterion problems. *Water Resources Research* 15 (5), 1001–1010.
- Das, I., Dennis, J. E., 1997. A closer look at drawbacks of minimizing weighted sums of objectives for Pareto set generation in multicriteria optimization problems. *Structural Optimization* 14 (1), 63–69.
- Das, I. b. I., Dennis, J. E., 1998. Normal-boundary intersection: A new method for generating the Pareto surface in nonlinear multicriteria optimization problems. *SIAM Journal on Optimization* 8 (3), 631–657.
- Deb, K., Jain, H., 2013. An Evolutionary Many-Objective Optimization Algorithm Using Reference-point Based Non-dominated Sorting Approach, Part I: Solving Problems with Box Constraints. *IEEE Transactions on Evolutionary Computation* 18 (4), 577–601.
- Deb, K., Pratap, A., Agarwal, S., Meyarivan, T., 2002. A fast and elitist multiobjective genetic algorithm: NSGA-II. *IEEE Transactions on Evolutionary Computation* 6 (2), 182–197.

- Eichfelder, G., 2009a. An Adaptive Scalarization Method in Multiobjective Optimization.
- Eichfelder, G., 2009b. Scalarizations for adaptively solving multi-objective optimization problems. *Computational Optimization and Applications* 44 (2), 249–273.
- Fan, K. Y., Glicksberg, I., Hoffman, A. J., 1957. Systems of inequalities involving convex functions. *Proceedings of the American Mathematical Society* 8 (3), 617–622.
- Fleischer, M., 2003. The measure of Pareto optima applications to multi-objective metaheuristics. *Evolutionary multi-criterion optimization* 17, 519–533.
- Geoffrion, A. M., 1968. Proper efficiency and the theory of vector maximization. *Journal of Mathematical Analysis and Applications* 22 (3), 618–630.
- Ishibuchi, H., Sakane, Y., Tsukamoto, N., Nojima, Y., 2009. Evolutionary many-objective optimization by NSGA-II and MOEA/D with large populations. *Conference Proceedings - IEEE International Conference on Systems, Man and Cybernetics* 1, 1758–1763.
- Johannes, J., 1984. Scalarization in vector optimization. *Mathematical Programming* 29 (2), 203–218.
- Khorram, E., Khaledian, K., Khaledyan, M., 2014. A numerical method for constructing the Pareto front of multi-objective optimization problems. *Journal of Computational and Applied Mathematics* 261, 158–171.
- Kim, I. I., Weck, O. D., De Weck, O., 2006. Adaptive weighted sum method for multiobjective optimization: a new method for Pareto front generation. *Structural and Multidisciplinary Optimization* 31 (2), 105–116.
- Koski, J., 1985. Defectiveness of weighting method in multicriterion optimization of structures. *Communications in applied numerical methods* 1 (May), 333–337.
- Kukkonen, S., Member, S., Lampinen, J., 2007. Ranking-Dominance and Many-Objective Optimization. In: *IEEE Congress on Evolutionary Computation*. pp. 3983–3990.
- Mangasarian, O., 1969. *Nonlinear Programming*. McGraw-Hill.

- Marler, R., Arora, J., 2004. Survey of multi-objective optimization methods for engineering. *Structural and multidisciplinary optimization* 26 (6), 369–395.
- Marler, R., Arora, J., dec 2010. The weighted sum method for multi-objective optimization: new insights. *Structural and multidisciplinary optimization* 41 (6), 853–862.
- Messac, A., Ismail-Yahaya, A., Mattson, C., jul 2003. The normalized normal constraint method for generating the Pareto frontier. *Structural and multidisciplinary optimization* 25 (2), 86–98.
- Messac, A. b. A., Mattson, C. a. C. b., 2004. Normal constraint method with guarantee of even representation of complete pareto frontier. *AIAA Journal* 42 (10), 2101–2111.
- Miettinen, K., 1999. *Nonlinear Multiobjective Optimization*. Springer.
- Özlen, M., Azizoglu, M. M., 2009. Multi-objective integer programming: A general approach for generating all non-dominated solutions. *European Journal of Operational Research* 199 (1), 25–35.
- Özlen, M., Burton, B. a., MacRae, C. a. G., 2014. Multi-Objective Integer Programming: An Improved Recursive Algorithm. *Journal of Optimization Theory and Applications* 160, 470–482.
- Romero, C., Rehman, T., 2003. Chapter four Multiobjective programming. In: Romero, C., Rehman, T. (Eds.), *Multiple Criteria Analysis for Agricultural Decisions*. Vol. 11 of *Developments in Agricultural Economics*. Elsevier, pp. 47–61.
- Ryu, J. H., Kim, S., Wan, H., 2009. Pareto front approximation with adaptive weighted sum method in multiobjective simulation optimization. *Proceedings - Winter Simulation Conference*, 623–633.
- Sanchis, J., Martínez, M., Blasco, X., Salcedo, J. V., oct 2007. A new perspective on multiobjective optimization by enhanced normalized normal constraint method. *Structural and Multidisciplinary Optimization* 36 (5), 537–546.
- Snyder, S., ReVelle, C., 1997. Multiobjective grid packing model: an application in forest management. *Location Science* 5 (3), 165–180.

- Sylva, J., Crema, A., 2004. A method for finding the set of non-dominated vectors for multiple objective integer linear programs. *European Journal of Operational Research* 158 (1), 46–55.
- Zitzler, E., Laumanns, M., Thiele, L., 2001. SPEA2: Improving the Strength Pareto Evolutionary Algorithm. *Evolutionary Methods for Design Optimization and Control with Applications to Industrial Problems*, 95–100.