

# Simulation-based Unified Risk Assessment for Safety and Security

Joachim Draeger and Stefan Hahndel

Technische Hochschule Ingolstadt, Ingolstadt, Germany

## Abstract

The manifold interactions between safety and security aspects makes it plausible to handle safety and security risks in a unified way. The paper develops a corresponding approach based on the discrete event systems (DEVS) paradigm. The simulation-based calculation of an individual system evolution path provides the contribution of this special path of dynamics to the overall risk of running the system. Accidentally and intentionally caused failures are distinguished by the way, in which the risk contributions of the various evolution paths are aggregated to the overall risk.

The consistency of the proposed risk assessment method with 'traditional' notions of risk shows its plausibility. Its non-computability, on the other hand, makes the proposed risk assessment better suitable to the IT security domain than other concepts of risk developed for both safety and security. Power grids are discussed as an application example and demonstrates some of the advantages of the proposed method.

## 1 Introduction

### 1.1 Safety Risks and Security Risks

The notion of risk characterizes the expected amount of losses associated with the usage of a system  $M$ . Risk is thus an important system property. Oddly enough, risk is defined ambiguously. It can be characterized from at least two different perspectives, safety [82] and cyber security [14]. According to Axelrod [9], they are distinguished by who is typically acting on whom, whereby both safety and security usually lay down individual requirements on  $M$  [8, 32, 83]: Safety demands that the system must not harm the world; all deviations from the intended behavior are caused accidentally. In the contrary, security demands that the world must not harm the system, though intelligent adversaries belonging to the world are acting in an intentionally malicious way.

Due to these differences, safety and security risk assessments are typically executed independent from each other. This may be justified in some cases, but may be inappropriate in others. Let us consider some examples, in which safety and security risks are intertwined.

- Let us assume that a decision has to be made whether free computational resources of system performance can be invested either in system monitoring or system defense. Risk assessments carried out independently from the safety resp. security perspective may not help in finding an answer.
- In a cyber attack on a German steel mill in 2014, hackers used social engineering techniques for getting access to the control systems of the production

plant. They modified the control systems in a way, that the safety of the plant was compromised. It was not possible anymore to shut down a blast furnace. The resulting damage of the plant was significant [53].

- The Stuxnet worm [46, 62] is an example of a self-propagating malware compromising specific industrial control systems. As a result, uranium enrichment facilities in Iran seem to suffer substantial damage.

The rapid spread of embedded systems lead to the statement that there is no safety without security and no security without safety. Without a combined view at safety and security, the situations described above can not be appropriately analyzed. Instead, trade-offs and overlaps between safety and security suggest the development of a unified approach to safety and security risk assessments as recommended in e.g. [54]. This paper introduces such a unified notion of risk.

## 1.2 Risk Assessment Strategy

Systematically extending a model of the considered system by various safety and security aspects usually leads to a complex model (see e.g. [88, 86]). This complexity challenges traditional risk assessment methods executed by hand and being informal only. For reasons of simplicity, these methods are also usually based on static considerations. Static methods provide results quite fast, they are well applicable to systems of significant size, and in many cases the results are a sufficiently good approximation to the real situation. In other cases, however, neglecting system dynamics will be an oversimplification [24, 48]. Indeed, [47] states that static risk assessments suffer severe limitations as soon as process safety is considered. Especially critical in this respect is a complex dynamics, since minor local fault-related events may lead to an unexpected critical global behavior of the overall system in this way.

Such implications caused by a complex dynamics may have different roots. Faults may occur concurrently and consecutively and may interact with each other. They sometimes propagate across the system compromising fault control strategies. Back-reactions of the system on failure management actions are possible as well. Intelligent system components like an AI or a human operator enable often an effective risk management by their problem solving capabilities, but show sometimes an unforeseeable behavior. If these components serve as the counterpart of an also intelligent adversary following an adaptive long-term strategy, the risk assessment has to account for planning, learning, imperfect decision and other dynamic processes. Static informal risk assessments are of limited help in such cases.

Consequently, in this paper a simulation-based risk assessment approach is developed. Up to now, the potential of such a risk concept for handling complex situations is seemingly not yet discussed in necessary depth [50].

## 1.3 Related Work

Despite of the differences between safety and security, an unified risk assessment is discussed and judged as possible e.g. in [16, 44]. Concepts of risk, which are applicable to both safety and security, can be found in [9, 69]. Common risk assessment processes, though not simulation-based, are developed in [58, 60]. A concept integrating safety and security risks based on fault trees is given in in [34].

The usefulness of model-based approaches for risk-related considerations is shown in [4, 5]. These models can then be used to simulate different behaviors and to quantify risk-related properties [70]. Applications of discrete event simulations to cyber security problems are discussed in [22, 29]. Simulations as tools for risk assessment purposes have been discussed in [43] for the special case of stochastically varying

demands on a production facility. The authors of [13] focus on the Monte-Carlo simulation of air traffic control operations. Examples of a simulation-based handling of safety without inclusion of security are [3, 35]. Similar considerations from the security risk point of view were made in [15, 23, 25, 63, 79, 90]. A simulation-based analysis of system models from the perspectives of both safety and security can be found in [11, 18].

## 1.4 Structure of the Paper

Section 2 describes, how a system and its potential faults can be represented by a formal model. In section 3, we start to develop the notion of a simulation-based risk measure. At first, this is done for a single individual evolution of the system. The aggregation of all these risk contributions provided by the overall set of individual system evolutions to an overall risk value is described in section 4. Section 5 demonstrates the advantages of the simulation-based risk measure using power grids as an example. The paper closes with an outlook discussing key properties of the proposed risk measure.

# 2 Formalization of Systems

## 2.1 Suitability of the DEVS Paradigm

A formal risk assessment for the system  $S$  requires at first a suitable model of  $S$ . Such a model can be provided by the DEVS formalism [91, 93] developed by Zeigler in 1984. The DEVS formalism is proposed due to its maturity, generality and flexibility. Its system definition is closely related to a general (time-dependent) system, which assures closeness to practice. DEVS is a multi-paradigm formalism [37, 72, 96, 97], which has the capability to represent (almost) all kinds of systems, which have an input/output behavior describable by sequences of events [36, 94]. It can integrate such different system definitions like differential equations and discrete event systems in a common framework. This supports the handling of complex systems making use of different system formalizations and being related to different science disciplines with individual approaches for describing systems. The DEVS paradigm has the expressive power of a Turing machine [40]. In principle, it is thus able to represent various risk related aspects like risk management actions, risk transfer, fault tolerance etc. This property is also helpful for representing cognitive aspects, which may be important for the IT security perspective. Hence, DEVS models are more general than e.g. Bayesian networks or petri nets.

Though the DEVS formalism can handle many types of discrete systems [95], it is not able to handle stochastic aspects in its original formulation. Safety and security risk assessments are inherently stochastic, however, due to the necessity to express the frequencies of faults. This gap was closed by the of the STDEVS formalism, which is an extension of the DEVS formalism. More precisely, a DEVS model is a special case of a STDEVS model [49].

## 2.2 DEVS Models of Systems

In the following, the definition of a DEVS model is recapitulated. following [80, 87]. Being precisely, we will talk about atomic DEVS models. coupled DEVS models have been defined in the literature as well, which are more general from the structural point of view. It can be shown, however, that coupled and atomic DEVS models have the same expressive power [91, 93].

**Definition 1** (DEVS Model). An (atomic) DEVS model is an 8-tupel  $M = (X, Y, Q, q_{\text{start}}, \delta_{\text{int}}, \sigma, \delta_{\text{ext}}, \lambda)$  with

- $X$  as set of input events
- $Y$  as set of output events
- $Q$  as set of states
- $q_{\text{start}} \in Q$  as initial state
- $\delta_{\text{int}}: Q \rightarrow Q$  as the internal transition function
- $\sigma: Q \rightarrow \mathbb{R}_0^+ \cup \{\infty\}$  as the time advance function
- $\delta_{\text{ext}}: \bar{Q} \times 2^X \rightarrow Q$  as the external transition function defined on  $\bar{Q} = \{(q, t) \mid q \in Q, 0 \leq t \leq \sigma(q)\}$  as the total set of states
- $\lambda: Q \rightarrow Y \cup \{\phi\}$  as the output function

**Remark 2** (DEVS Model).

- a) The time advance function  $\sigma$  gives the lifetime of an internal state  $q \in Q$ . The internal state  $q' \in Q$  entered after reaching the end of the lifetime  $\sigma(q)$  of  $q$  is determined by the internal transition function  $\delta_{\text{int}}$  via  $q' = \delta_{\text{int}}(q)$ . As time in the real world always advances,  $\sigma(q)$  must be non-negative. The value  $\sigma(q) = 0$  indicates an instantaneous transition. If the system is to stay in an internal state  $q$  forever, this is modelled by means of  $\sigma(q) = \infty$ .
- b) The definition of the set  $\bar{Q}$  of total states is based on the idea to supplement the internal state  $q \in Q$  by the elapsed time  $e \in [0, \sigma(q)]$  since the system has entered the state  $q \in Q$ .
- c) External events influence the system as described by the external transition function  $\delta_{\text{ext}}: \bar{Q} \times 2^X \rightarrow Q$ . This function can handle sets of events representing simultaneously occurring events.
- d) The output event  $\lambda(q)$  is generated when the time  $e$  elapsed after entering the state  $q \in Q$  reaches the lifetime  $\sigma(q)$  of the state  $q$ , i.e.  $e = \sigma(q)$ . At all other times, the output is equal to the non-event  $\phi$ .

Incoming events can trigger transitions between states. Thus, the dynamics of DEVS models is based on the so-called time-advance function  $\sigma$  and the state transition functions  $\delta_{\text{int}}$  and  $\delta_{\text{ext}}$ . This leads to the following description of the dynamics of a DEVS model  $M = (X, Y, Q, q_{\text{start}}, \delta_{\text{int}}, \sigma, \delta_{\text{ext}}, \lambda)$  [92]. Let  $q \in Q$  be the actual state of  $M$ . We have to distinguish two cases. The first case is that no external event occurs, the second case handles the arrival of events  $x \in 2^X$ . In the first case, the system dynamics is determined by the lifetime  $\sigma(q)$  of  $q$  and the internal transition function  $\delta_{\text{int}}$ , in the second case by the external transition function  $\delta_{\text{ext}}$ .

In the first case — i.e. without the occurrence of external events  $x \in 2^X$  — the system remains in the state  $q$  for time  $\sigma(q) \in \mathbb{R}_0^+ \cup \{\infty\}$ . This means:

- For  $\sigma(q) = 0$ , the state  $q$  is immediately changed to the state  $q' \in Q$  given by  $q' = \delta_{\text{int}}(q)$ . This state transition can not be influenced by external events.
- For  $\sigma(q) = \infty$ , the system stays in state  $q$  as long as no external events  $x$  occurs.
- For  $\sigma(q) \in \mathbb{R}^+$ , the system outputs the value  $\lambda(q)$  after expiration of the lifetime  $\sigma(q)$  of the state  $q$ . Afterwards, the system state changes to  $q' \in Q$  given by  $q' = \delta_{\text{int}}(q)$ .

In the second case — i.e. with occurrence of external events  $x \in 2^X$  — the system changes to a new state  $q' = \delta_{\text{ext}}(q, t, x)$ , whereby  $(q, t) \in \bar{Q}$  is the actual total state of  $M$  when the set  $x$  of events occurs.

## 2.3 STDEVS Models of Systems

Stochastics is required for representing probabilistically occurring safety and security faults. We introduce stochastics by transiting from the deterministic DEVS formalism to the corresponding probabilistic STDEVS formalism. In effect, an (atomic) STDEVS-model is an (atomic) DEVS model supplemented by mappings  $P_{\text{int}}, P_{\text{ext}}$  providing transition probability information for the internal and external transition functions  $\delta_{\text{int}}, \delta_{\text{ext}}$ . Thus, an (atomic) STDEVS model has the structure [20, 21]  $M = (X, Y, Q, q_{\text{start}}, \delta_{\text{int}}, P_{\text{int}}, \sigma, \delta_{\text{ext}}, P_{\text{ext}}, \lambda)$ . In this definition,  $\delta_{\text{int}}: Q \rightarrow 2^Q$  is the internal transition function, which describes the set of possible successor states  $\delta_{\text{int}}(q) \subseteq 2^Q$  to the actual state  $q$  for situations without occurrence of an external event. Thus,  $\delta_{\text{int}}(q)$  contains all the subsets of  $Q$  that the next state can belong to. The partial function  $P_{\text{int}}: Q \times 2^Q \rightarrow [0, 1]$  gives the probability  $P_{\text{int}}(q, Q')$  that the system model  $M$  being in state  $q$  makes a transition to a state  $q' \in Q' \in \delta_{\text{int}}(q)$ . Concerning the requirements for the well-definedness of the probability spaces, see [20, 21].

Corresponding to  $\delta_{\text{int}}, \delta_{\text{ext}}: Q \times \mathbb{R}_0^+ \times 2^X \rightarrow 2^Q$  is the external transition function. It describes the set of possible successor states  $q' \in \delta_{\text{ext}}(q, t, x) \subseteq 2^Q$  for a situation with occurrence of external events  $x \in 2^X$ , when the system model  $M$  is in a total state  $(q, t) \in \bar{Q}$ . Analogous to  $P_{\text{int}}$ , the partial function  $P_{\text{ext}}: Q \times \mathbb{R}_0^+ \times 2^X \times 2^Q \rightarrow [0, 1]$  gives the probability  $P_{\text{ext}}(q, t, x, Q')$  that the system model  $M$  being in the total state  $(q, t)$  makes a transition to a state  $q' \in Q' \in \delta_{\text{ext}}(q)$  at occurrence of events  $x$ .

For a STDEVS model, the lifetime of a state  $q \in Q$  is defined in the same way as in the case of a DEVS model, though concerning e.g. safety problems, a stochastic lifetime function  $\sigma$  would allow a more canonical representation of stochastically occurring faults. Being more precise, the lifetime of a state  $q \in Q$  would then become a mapping  $\sigma$  from a state to a random variable. If the random variable allows any time span between two consecutive faults, then the tree of simulation paths would contain branching points with uncountably many options for a continuation.

**Definition 3** (Language of a STDEVS system).

Let  $M = (X, Y, Q, q_{\text{start}}, \delta_{\text{int}}, P_{\text{int}}, \sigma, \delta_{\text{ext}}, P_{\text{ext}}, \lambda)$  be a STDEVS model and  $h \in \mathbb{R}_0^+$  be a nonnegative real number. The set of possible simulation paths of  $M$  limited to the time interval  $]0, h]$  is called the language  $L(q, h)$  of  $M$  for the (time) horizon  $h$  and for the initial state  $q \in Q$ . Formally, a simulation path  $\tau$  is a sequence  $\tau = (\rho_1, \dots, \rho_k)$  representing the history of the corresponding simulation run consisting of elements  $\rho_j = (q_j, t_j, X_j) \in Q \times \mathbb{R}_0^+ \times 2^X$ . These elements  $\rho_j$  document the start resp. end states of all state transitions  $q_{j-1} \rightarrow q_j$  during the simulation run, eventually triggered by the set  $X_j$  of incoming events. In this definition, the start state  $q_0$  of the first state transition (i.e.  $j = 1$ ) is equal to the given initial state  $q$ . In the case  $q = q_{\text{start}}$ , we will usually write  $L(h)$  instead of  $L(q, h)$ . The language  $L(h)$  represents the possible behaviors of the system, which can be produced by different faults and event sequences. The case  $X_j = \emptyset$  indicates an internal state transition  $q_{j-1} \rightarrow q_j$ , otherwise an external state transition is represented. The times  $t_j$  indicate, how long  $M$  was in the state  $q_{j-1}$  for  $j < k$ . For  $j = k$ , the time  $t_k$  is limited by the horizon  $h$ . In this way,  $t_1 + \dots + t_k = h$  is assured. A subsequence  $(\rho_j, \rho_{j+1}, \dots, \rho_{j'})$  of  $\tau$  with  $1 \leq j < j' \leq k$  is called a subpath of  $\tau$ .

For a DEVS resp. STDEVS model, an event may arrive anytime and may lead to various state transitions. Though the number of internal states in a DEVS resp. STDEVS model is finite and thus countable, of course, the set of total states described as a combination of internal states and timing information is not. It can be shown, however, that in a DEVS model these principally uncountable many cases of model behavior will only lead to countably many different state transition sequences [41, 42]. Since a STDEVS model is in essence a DEVS model extended

by probabilities of state transitions, the representing state-transition graph remains finite (in an appropriate representation) for a STDEVS model as well. As a consequence, the tree of possible state sequences of  $M$  has a countable size and each node in the tree has only a finite number of branching options. For a given finite time horizon, the tree of simulation paths is thus finite, too, as long as the state-transition graph does not contain cycles with transition time equal to 0. We will assume in the following that such cycles do not exist in the model  $M$ .

**Remark 4** (Number of Branching Options). *In the following, we assume that the simulation tree contains only branching points with a finite number of options. This condition is fulfilled, if e.g. external events can arrive only at a finite number of occasions within the time interval  $[0, h]$ . For cases with non-finite many branching options, the theory, which is presented in this paper, has to be extended. This can be done based on the fact that the number of different state transitions will remain countable under these circumstances as well. As soon as the criticalities assigned to the nodes of the simulation tree depend only on the system states and not on timing resp. duration aspects, it will thus suffice to consider a countable (finite in the case of a finite horizon) number of sample timings of external events. If the criticalities depend on timings resp. durations as well, one may eventually consider the varying arrival times of external events via Monte Carlo simulations.*

Since STDEVS models are a generalization of DEVS models and since the expressive power of the DEVS formalism corresponds to that of a Turing machine, the class of systems representable by a STDEVS model includes all Turing computable situations. Additionally, STDEVS models cover many types of stochastic discrete systems.

## 2.4 Inclusion of Faults in STDEVS Models

The proposed approach of risk assessment is based on a STDEVS model  $M$  of the system  $S$  under consideration. Usually, the model  $M$  represents only the nominal behavior of  $S$ . A risk assessment will consider off-nominal modes of the system as well, which thus have to be represented in the model. As a consequence, we need an extension of  $M$  covering safety- and security-related faults and failures.

In the first step,  $M$  is supplemented by components of the system environment  $U$ , which are either affecting the system  $S$  or affected by  $S$  in a safety or security relevant way. Dependent on the situations considered as relevant, this may include components, which are related to safety and security only in an indirect way. Concerning security risk assessments, for example, the criticality of a violation of the system security will sometimes depend on the exploitation of this violation. If sensitive data have been exposed, the attacker may choose the option just to indicate that he has seen these data; but he may also use the option to publish these data. The criticality of the two choices may be very different.

In the second step, the safety and security problems themselves are represented in the model as well as components related to problem management. Especially the adversarial scenario given by cyber security can only be handled adequately if both sides — the attacked system  $S$  and the attacker — are modeled at a similar level of detail. For example, a cognitive attacker requires a cognitive systems control as counterpart for assuring an appropriate defense. Such a counterpart keeps track on the attack to avoid unnecessary threats, and to organize the defense in an adequate manner. These actions of the defender are contributing to the controllability of a specific risk leading to a mitigation of its criticality.

In the third step, descriptions of the interactions between the system  $S$  and its environment  $U$  are added using the new components, which are introduced in

the first and second step. These interactions are essential for safety and security considerations as discussed in the introduction.

After these extensions, the model  $M$  describes both the nominal and off-nominal behavior of the system  $S$ . Moreover,  $M$  is now necessarily a stochastic model, since e.g. a fault typically occurs with a certain probability. This makes  $M$  suitable for the intended risk assessment. The STDEVS formalism seems to be a suitable modeling paradigm for the extended model  $M$ .

### 3 Risk Contributions of Simulation Paths

#### 3.1 Simulation Paths as Elementary Risk Contributions

In the last section, the modeling formalism is described. A simulation of the resulting model  $M$  gives the corresponding system evolution with all occurring faults, resulting failures, and their consequences. In the following we discuss, how the generated simulation history gives the associated contribution to the overall risk. As usual, the contribution is determined by the criticality assigned to this specific simulation path — measuring the amount of disadvantages associated with its realization — and the probability of its occurrence among all possible system evolutions. An aggregation of all such risk contributions gives the value of the overall risk. From the mathematical point of view, this calculation defines a risk measure  $R$  for a unified assessment of safety and security risks. For its formal definition, the technical notions of path criticality, path probability, and the path aggregation operator has to be provided. Before proceeding accordingly, we take a closer look at the course of action after the occurrence of a fault. This will give a better understanding of the dynamical mechanisms associated with a fault.

We start our considerations with a nominally behaving system. If a component of the system starts to behave off-nominal, then the system will usually alter the path of dynamics. In a STDEVS model  $M = (X, Y, Q, q_{\text{start}}, \delta_{\text{int}}, P_{\text{int}}, \sigma, \delta_{\text{ext}}, P_{\text{ext}}, \lambda)$ , this is represented as a state transition  $q_1 \rightarrow q'_1$ ,  $q_1, q'_1 \in Q$ . The new state  $q'_1 \in Q$  may be the first element of a state transition sequence, which transmits the information about the occurrence of the problem cause — in the following called cause for short — to other parts of the system (or its environment). There, the consequences of the cause may become effective by executing another change in the system state, i.e. a state transition  $q_2 \rightarrow q'_2$ ,  $q_2, q'_2 \in Q_2$ . Then the new state  $q'_2$  is the (potentially disadvantageous) effect of the cause  $q_1 \rightarrow q'_1$ . Interpreting a cause as start point of a certain behavior the effect can be considered as a (disadvantageous) consequence of the behavior resulting from the cause. Such a cause-and-effect resp. causality related perspective of risk is discussed in [28, 30], whereby effects are also called consequences. This kind of perspective is supported in [31] for safety and in [71] for security. Additionally, one has to note that in the description of the general cause-effect relationship given above, the state transitions  $q_1 \rightarrow q'_1$  and  $q_2 \rightarrow q'_2$  need not necessarily be different.

#### 3.2 Criticality of a Simulation Path

The representation of system faults, which may contribute to the overall risk  $R$ , in the model  $M$  is an important step towards actually calculating  $R$ , because we are now able to derive the *existence* of potential problems from  $M$ . For actually evaluating the contribution of this specific problem to the overall risk *quantitatively*, attributes have to be provided for describing its properties. As typical for quantifying a risk, one has to know how frequent and how severe a specific system problem is. The severity is given as criticality  $c: \bar{Q} \rightarrow \mathbb{R}_0^+$  defined on the total states  $\bar{Q}$  of the

STDEVS model  $M$ . It measures the amount of disadvantages resulting from the occurrence of a specific state  $q \in Q$  for a certain duration  $t \in \mathbb{R}_0^+$ . According to this purpose,  $c(q, t) \in \mathbb{R}_0^+$  will be a nonnegative real number. States  $q$  with  $c(q, t) > 0$  are representing modes of the system, which may contribute to the overall risk.

**Definition 5** (Criticality of an Effect). *Let  $M = (X, Y, Q, q_{\text{start}}, \delta_{\text{int}}, P_{\text{int}}, \sigma, \delta_{\text{ext}}, P_{\text{ext}}, \lambda)$  be a STDEVS model. Let  $\tau \in L(h)$  be a simulation path of  $M$  for the (time) horizon  $h$ . The path  $\tau = (\rho_1, \dots, \rho_k)$ ,  $k \geq 1$ , with  $\rho_j = (q_j, t_j, X_j) \in Q \times \mathbb{R}_0^+ \times 2^X$  gives the states  $q_j$  together with their lifetimes  $t_j$  and thus the total states  $\bar{q}_j = (q_j, t_j)$ . Then the criticality of a total state  $\bar{q}_j = (q_j, t_j)$  is given by  $c(q_j, t_j)$ . Formally,  $c$  is a mapping  $c: Q \times \mathbb{R}_0^+ \rightarrow \mathbb{R}_0^+$ . In the realm of criticality, both  $q_j$  and  $\bar{q}_j = (q_j, t_j)$  are called an effect.*

A simulation path  $\tau$  may contain many effects  $\bar{q}_1, \dots, \bar{q}_k$ . Since these effects  $\bar{q}_j$  can interact with each other, the overall criticality  $c(\tau)$  of the simulation path  $\tau$  may be determined in a more complex way than simple summation of the individual criticalities  $c(\bar{q}_j)$ . An example would be the disposal of two irritant chemicals. They may produce a deadly poison in combination [26]. In other cases, they may neutralize each other. The capability to calculate the overall consequences of several failures maybe interacting with and influencing each other is an important advantage of a simulation-based risk assessment approach. As a conclusion, the criticality measure  $c$  for simulation paths must have the potential to take the variety of relationships between fault effects into account. The precise shape of  $c$  will thus depend on the specific application.

**Definition 6** (Criticality of Effects). *Let  $M = (X, Y, Q, q_{\text{start}}, \delta_{\text{int}}, P_{\text{int}}, \sigma, \delta_{\text{ext}}, P_{\text{ext}}, \lambda)$  be a STDEVS model. Let  $\tau \in L(h)$  be a simulation path of  $M$  for the (time) horizon  $h$ . The path  $\tau = (\rho_1, \dots, \rho_k)$ ,  $k \geq 1$ , with  $\rho_j = (q_j, t_j, X_j) \in Q \times \mathbb{R}_0^+ \times 2^X$  gives the states  $q_j$  together with their lifetimes  $t_j$  and thus the total states  $\bar{q}_j = (q_j, t_j) \in \bar{Q}$ . For handling multiple faults, the domain of  $c$  consists of a (temporally ordered) sequence  $\bar{q} = (\bar{q}_1, \dots, \bar{q}_k)$  of individual total states. Thus, the extended criticality  $c$  has the signature  $c: \bar{Q} \times \dots \times \bar{Q} \rightarrow \mathbb{R}_0^+$ .*

The definition above extends the criticality  $c$  in such a way, that criticality correlations can be taken into account (see figure 1). The lifetimes  $t_j$  of the total states  $\bar{q}_j$  provide information about time differences between the effects, which may influence  $c$  as well. If the criticality correlation depends on additional parameters, the values of these parameters can typically be coded in the states  $Q$  of a STDEVS model.

### 3.3 Probability of a Simulation Path

Safety and security problems will occur probabilistically. Accordingly, the overall dynamical behavior of a system model  $M$  displays a tree instead of a single path. The probability of taking a specific branching option in this tree is given by the probability  $p(\gamma)$  of the corresponding state transition  $\gamma$ . For calculating the probability  $p(\tau)$  of a whole simulation path  $\tau$ , which may result from several such branching choices  $\gamma_i$ , we have to compose the probabilities  $p(\gamma_i)$  assigned to these choices  $\gamma_i$ . This can be done with the Bayes rule (see figure 2).

**Definition 7** (Probability of Cause). *Let  $M = (X, Y, Q, q_{\text{start}}, \delta_{\text{int}}, P_{\text{int}}, \sigma, \delta_{\text{ext}}, P_{\text{ext}}, \lambda)$  be a STDEVS model. Let  $\gamma = (q, t, X', q')$  be a state transition  $q \rightarrow q'$  between states  $q, q' \in Q$  occurring at lifetime  $t$  of state  $q$ , eventually triggered by a set  $X'$  of external events ( $X' = \emptyset$  is a valid choice). Then the probability of executing  $\gamma$  is designated as  $p(\gamma)$ . The value of  $p(\gamma)$  is given by the internal transition probability  $P_{\text{int}}(q, \{q'\})$  for  $X' = \emptyset$  and by the external transition probability  $P_{\text{ext}}(q, t, X', \{q'\})$*



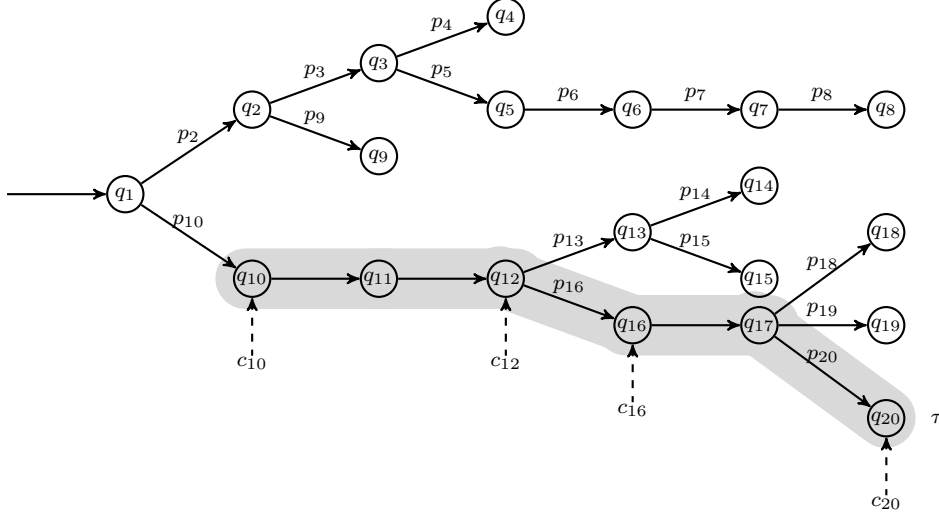


Figure 1: The figure shows the progressively diversifying state tree produced by the simulation of a stochastic model. The simulation path  $\tau$  contains several disadvantageous consequences occurring in the states  $q_{10}$ ,  $q_{12}$ ,  $q_{16}$ , and  $q_{20}$ . These disadvantages are quantified by the criticalities  $c_{10}$ ,  $c_{12}$ ,  $c_{16}$ , and  $c_{20}$ . When assessing the overall criticality  $c(\tau)$ , all the  $c_{10}$ ,  $c_{12}$ ,  $c_{16}$ , and  $c_{20}$  have to be taken into account and calculated with each other.

for  $X' \neq \emptyset$  with the system being in the total state  $(q, t)$ . The 4-tupel  $\gamma$  represents a so-called cause.

**Definition 8** (Probability of a Sequence of Causes). *Let  $M = (X, Y, Q, q_{\text{start}}, \delta_{\text{int}}, P_{\text{int}}, \sigma, \delta_{\text{ext}}, P_{\text{ext}}, \lambda)$  be a STDEVS model. Let  $\tau \in L(h)$  be a simulation path of  $M$ , with (time) horizon  $h$ . Assigned to  $\tau = (\rho_1, \dots, \rho_k)$  with  $\rho_j = (q_j, t_j, X_j) \in Q \times \mathbb{R}_0^+ \times 2^X$  is the (temporally ordered) sequence  $\gamma = (\gamma_1, \dots, \gamma_k)$  of state transitions  $\gamma_j := (q_{j-1}, t_j, X_j, q_j)$  with  $q_0 := q_{\text{start}}$ . Then the probability  $p(\gamma)$  of the occurrence of the sequence  $\gamma$  is given by*

$$p(\gamma) = p(\gamma_1) \cdot p(\gamma_1 \mid \gamma_2) \cdot \dots \cdot p(\gamma_1, \dots, \gamma_{k-1} \mid \gamma_k)$$

according to Bayes rule. The expression  $p(\gamma_1, \dots, \gamma_{j-1} \mid \gamma_j)$  results from the fact that when the state transition  $\gamma_j$  is triggered, the state transitions  $\gamma_1, \dots, \gamma_{j-1}$  were already executed and have set the preconditions for  $\gamma_j$ .

### 3.4 A Notion of Risk for Simulation Paths

We now define risk contribution provided by an individual system behavior represented by a corresponding simulation path  $\tau = (\rho_1, \dots, \rho_k) \in L(h)$ . Using the causes  $\gamma = (\gamma_1, \dots, \gamma_k)$  and the effects  $\bar{q} = (\bar{q}_1, \dots, \bar{q}_k)$  belonging to the path  $\tau$ , we are now able to assign both a probability and a criticality to  $\tau$  via the measures  $p(\gamma)$  and  $c(\bar{q})$  defined in the last section.

**Definition 9** (Probability and Criticality of Simulation Paths).

*Let  $M$  be a STDEVS model and  $h \in \mathbb{R}_0^+$  the horizon of the simulation. Let  $\tau \in L(h)$  be a simulation path of  $M$  for the (time) horizon  $h$ . The path  $\tau = (\rho_1, \dots, \rho_k)$  is associated with a sequence  $\gamma = (\gamma_1, \dots, \gamma_k)$  of causes and a sequence  $\bar{q} = (\bar{q}_1, \dots, \bar{q}_k)$  of effects. Then the probability  $p(\tau)$  and the criticality  $c(\tau)$  of the path  $\tau$  are defined as  $p(\tau) := p(\gamma)$  and  $c(\tau) := c(\bar{q})$ .*

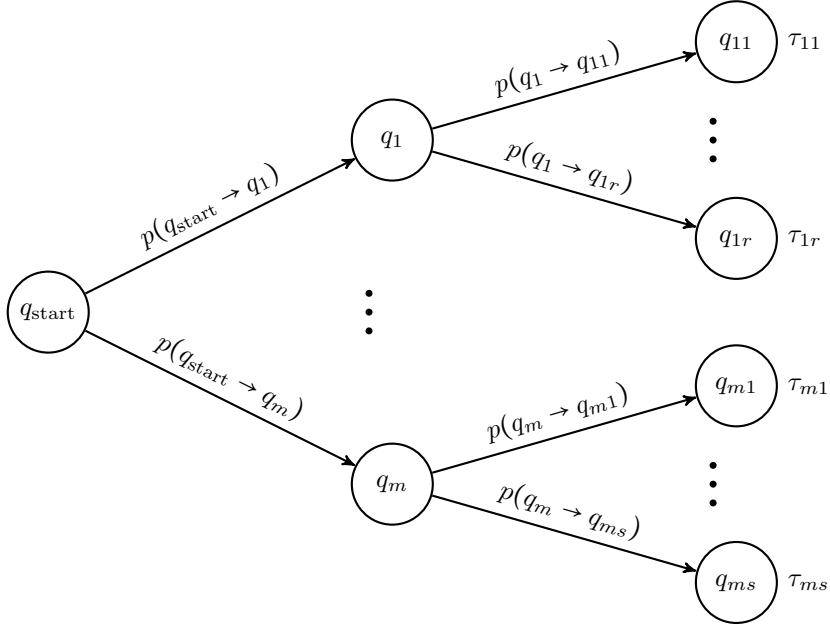


Figure 2: The simulation of a deterministic model gives a single sequence  $\tau$  of system states. For stochastic models, the state sequence diversifies to a tree of possible simulation paths. The probability of transiting to a specific successor state at a branching point in the tree is determined by the probability  $P_{\text{int}}(q', \{q''\})$  assigned to the corresponding state transition  $q' \rightarrow q''$ . Let us take a closer look at the simulation path  $\tau_{11}$  representing the state sequence  $q_{\text{start}} \rightarrow q_1 \rightarrow q_{11}$ . Using the abbreviations  $T := q_{\text{start}} \rightarrow q_1$  and  $T' := q_1 \rightarrow q_{11}$ , the probability  $p(\tau_{11})$  of the occurrence of path  $\tau_{11}$  is equal to the probability  $p(\tau_{11}) = p(T \wedge T')$  that both state transitions  $T, T'$  occur. Applying Bayes rule, it holds  $p(T \wedge T') = p(T) \cdot p(T' | T)$ . In the example,  $p(T) = p(q_{\text{start}} \rightarrow q_1)$  is the probability that the state  $q_1$  is reached from the start state  $q_{\text{start}}$ . The probability  $p(T | T')$  on the other hand is the probability that from the state  $q_1$ , which have been reached after execution of  $T$ , a transition to the state  $q_{11}$  takes place. This means  $p(T | T') = p(T') = p(q_1 \rightarrow q_{11})$ .

Using the probability  $p(\tau)$  and criticality  $c(\tau)$  of the simulation path  $\tau$  we will now define a risk measure  $R$  for a path  $\tau$ .

**Definition 10** (Risk Measure for Simulation Paths). *Let  $M$  be a STDEVS model and  $h \in \mathbb{R}_0^+$  be a horizon. Then a risk measure  $R: L(h) \rightarrow \mathbb{R}_0^+$  can be defined for the simulation paths  $\tau \in L(h)$  of  $M$  by assigning a nonnegative real value to  $\tau$  defined by  $R(\tau) = p(\tau) \cdot c(\tau)$ .*

## 4 Overall Risk of a System

### 4.1 Overall Risk as Aggregation of Risk Contributions

A simulation can construct a tree-like representation of the system behavior consisting of individual simulation paths. This representation contains both safety and security problems. For safety problems, the probabilities assigned to branching options are usually determined locally. For security problems, the story may be different. Intelligent attackers (and defenders as well) may predict the outcomes of

the various simulation paths and then they will select the most promising one for finding the best way to act. Then, the probabilities of choosing specific consecutive branching options are not statistically independent anymore. It is beyond the scope of this paper to describe, how these probabilities are determined. According to [84], stochastics and strategies has to be integrated in the context of stochastic game theory [59, 64]. Instead, we will focus on the concept, how the risk contributions  $R(\tau)$  provided by the set  $L(h)$  of possible simulation paths  $\tau$  for a given time horizon  $h$  are aggregated to a risk assessment  $R$  for the model  $M$ . Since  $L(h)$  describes the overall behavior of  $M$ , it is plausible to define a risk measure  $R$  for  $M$  as sum over the risk values  $R(\tau)$  assigned to the different simulation paths  $\tau \in L(h)$  of  $M$ . In this way, the risk  $R$  assigned to  $M$  is the sum of the criticalities  $c(\tau)$  of the paths  $\tau \in L(h)$  weighted by their probabilities  $p(\tau)$ . This corresponds to the traditional form of a risk measure for safety aspects as expectation value of the criticality over all possible cases.

**Definition 11** (Risk Measure). *Let  $M = (X, Y, Q, q_{\text{start}}, \delta_{\text{int}}, P_{\text{int}}, \sigma, \delta_{\text{ext}}, P_{\text{ext}}, \lambda)$  be a STDEVS model and  $h \in \mathbb{R}_0^+$  be a horizon. Then a risk measure  $R: \mathbb{R}_0^+ \rightarrow \mathbb{R}_0^+$  parameterized by the horizon  $h$  is defined by*

$$R(h) := \sum_{\tau \in L(h)} R(\tau) = \sum_{\tau \in L(h)} p(\tau) \cdot c(\tau)$$

*If we consider a language  $L(q, h)$  for the initial state  $q \in Q$  instead of  $L(h)$  for the canonical choice  $q = q_{\text{start}}$ , the corresponding risk is designated as  $R(q, h)$ .*

The definition of  $R(h)$  can be considered as plausible, because a limitation of the horizon  $h$  reduces the definition to traditional definitions of e.g. safety risk. This topic is discussed more thoroughly in the outlook.

**Remark 12** (Mixed Random/Strategic Situations). *The necessity of a unified handling of stochastics and strategies may not be limited to considerations regarding cyber security. As soon as the system contains a cognitive control component following a long-term aim, the control actions chosen along a simulation path are not uncorrelated anymore. This situation is analogous to the case of a cognitive attacker, who is trying to exploit a system not actively defended. For stochastic systems, in which only one side is following a long-term aim, the general theory of stochastic games is not required. Instead, representing the situation as Markov decision process will suffice.*

## 4.2 Correlation of Probabilities by Cognitive Entities

In the preceding section we have defined a simulation-based risk measure unifying safety and security. The risk measure is determined by the criticalities and probabilities of the simulation paths. The underlying idea should be clear from the perspective of safety. For security, however, it may be not immediately clear how the existence of cognitive entities will lead to a correlation of probabilities due to their individual aims, strategies and long-range plans. For explaining this effect, we have to give several definitions at first.

**Definition 13** (Simulation Path Operations).

- a) *The operator  $\circ$  designates the concatenation of two simulation paths*
- b) *Let  $\tau = (\rho_1, \dots, \rho_k) \in L(q_{\text{start}}, h)$  with  $\rho_j = (q_j, t_j, X_j)$  be a simulation path and  $q_l$  with  $1 < l < k$  a system state occurring on  $\tau$ . Let  $\tau_1 = (\rho_1, \dots, \rho_{l-1})$  be the subpath of  $\tau$  from  $q_{\text{start}}$  to  $q_{l-1}$ . Then it exists a simulation path  $\tau_2 \in L(q_l, h')$  for the horizon  $h' = h - \sum_{j=1}^{l-1} t_j$  with  $\tau = \tau_1 \circ \tau_2$ . In the following, we will use the notation  $\tau_{\text{post}}(\rho_l) := \tau_2$ .*

**Definition 14** (Subsets of a Language).

- a) Let  $L_{\tau_1}(h) \subseteq L(h)$  designate the subset of all paths  $\tau = (q_j, t_j, X_j)_{j=1}^k \in L(h)$ , which start with a common subpath  $\tau_1 = (q_j, t_j, X_j)_{j=1}^l$ ,  $l \leq k$ , of  $\tau$ . This means, that for a path  $\tau \in L_{\tau_1}(h)$  it exists a path  $\tau_2 \in L(q_{l+1}, h')$  for the horizon  $h' = h - \sum_{j=1}^l t_j$  with  $\tau = \tau_1 \circ \tau_2$ .
- b) Let  $\rho$  be a node in the simulation tree. Then  $\text{succ}(\rho)$  designates the set of nodes, which succeeds the node  $\rho$  in a path  $\tau \in L(h)$ . For all members  $\rho' \in \text{succ}(\rho)$  with  $\rho = (q, t, X)$ ,  $\rho' = (q', t', X')$  exists an internal or external state transition from  $q$  to  $q'$ .

After providing the necessary notational definitions, we will now discuss what happens in a decision point of the simulation tree. Let the system be in the state  $q \in Q$  in this decision point. From start state  $q_{\text{start}}$  to decision point the simulation has already generated the path  $\tau_1 \in L(q_{\text{start}}, h)$  for a horizon  $h$ . In general, the decider will include the path  $\tau_1$  in her considerations, because the overall criticality of a simulation path  $\tau$  may very well depend on events occurring in the subpath  $\tau_1$ .

A cognitive entity, which is responsible for making the decision in state  $q$ , determines the transition probabilities  $\text{Prob}(q \rightarrow q')$  of the possible continuations given by  $\rho' \in \text{succ}(\rho)$  with  $\rho = (q, t, X)$ ,  $\rho' = (q', t', X')$  according to its decision. The set  $\text{succ}(\rho)$  represents the available choices of the pending decision. A decider acting totally rational and faultless may use only yes/no-decisions (i.e.  $\text{Prob}(q \rightarrow q') \in \{0, 1\}$ ). As soon as imperfections of the decision process are taken into account, the probabilities may also assume intermediate values. The decision process itself is of no relevance for risk assessment. Furthermore, a simulation tree developed by the decider for predictive purposes may usually differ from the corresponding part of the simulation tree used for the risk calculation.

### 4.3 Special Case of (Risk-)Rationality

We supplement our considerations with some remarks concerning a situation, in which both attacker and defender — the two deciders belonging to the considered system — are using the same simulation tree as the risk assessment procedure. They are following the explicit goals of risk maximization and risk minimization, respectively. It results an adversarial situation. The win of one 'player' is the loss of the 'other'. If we additionally assume as a simplification that the system is strictly deterministic besides of the decisions to be made and that attacker and defender are executing measures and countermeasures alternately, the description as a (combinatorial) zero-sum game becomes adequate [12]. Then, the definition of the overall risk  $R$  can be based on a minimax algorithm [76], which is processing the simulation tree recursively. Executing a recursive minimax algorithm instead of just summing up the risk contributions assigned to the individual simulation paths is the result of integrating the decisions of attacker and defender on the one hand and the risk assessment procedure on the other.

We discuss the situation at a specific node  $\rho = (q, t, X)$  of the simulation tree. We will define the risk inductively. Let  $\tau_1$  designate the simulation path from the root node of the simulation tree to  $\rho$ . Let us suppose for a moment that no decision has to be made on the pathway  $\tau_2$  from  $\rho$  to the terminating leaf in the simulation tree. Since the system is assumed to be deterministic, this condition means that  $\tau_2$  does not contain a branching point. Thus,  $L_{\tau_{\text{post}}(\rho)}(h) \subseteq L(h)$  consists of a single path  $\tau_1 \circ \tau_2$  only. The risk assigned to this path (see definition 10) is equal to the risk assigned to  $L_{\tau_{\text{post}}(\rho)}(h) = \{\tau_1 \circ \tau_2\}$ .

If a decision has to be made in the node  $\rho$ , it exists more than one possible con-

tinuation. The corresponding set  $L_{\tau_{\text{post}}(\rho)}(h)$  of simulation paths has the structure

$$L_{\tau_{\text{post}}(\rho)}(h) = \bigcup_{\rho'=(q',t',X')\in\text{succ}(\rho)} L_{\tau_{\text{post}}(\rho')}(h-t').$$

Based on the induction hypothesis, the risk  $R_{q'}$  assigned to  $L_{\tau_{\text{post}}(\rho')}(h)$  is already known. For calculating the risk  $R_q$  assigned to  $L_{\tau_{\text{post}}(\rho)}(h)$ , the definitions 8 and 11 lead to

$$R_q = \sum_{q'\in\text{succ}(\rho)} \text{Prob}(q \rightarrow q') R_{q'}.$$

It remains to determine the transition probabilities representing the decision result. For convenience, let us designate  $R^{\max}(q, h) := \max_{q'\in\text{succ}(\rho)} R(q', h)$  and  $R^{\min}(q, h) := \min_{q'\in\text{succ}(\rho)} R(q', h)$ . In both cases exist a node  $\rho' \in \text{succ}(\rho)$  succeeding  $\rho$  in a simulation path with  $R^{\max}(q, h) = R(q', h)$  resp.  $R^{\min}(q, h) = R(q', h)$ . This state is designated as  $q'_{\max}$  resp.  $q'_{\min}$ . We assign the transition probability  $\text{Prob}(q \rightarrow q') = 1$  for  $q' = q'_{\max}$  resp.  $q' = q'_{\min}$  and  $\text{Prob}(q \rightarrow q') = 0$  otherwise.

The induction stops when the root  $q_{\text{start}}$  of the simulation tree is reached. For  $q_{\text{start}}$ , it holds  $R(h) = R_{q_{\text{start}}}$ .

## 5 Example Power Grids

### 5.1 Power Grids as Exemplary Application

Though the proposed approach of an unified assessment of safety and security risks is appealing from the theoretical point of view, a systematic processing of all possible evolution paths will require a significant computational effort. The necessary effort is justified, however, if the system under consideration has e.g. a complex dynamics hardly accessible by static evaluations. Distribution networks like power grids [67] have this property due to phenomena like cascading failures. Additionally, they can be modeled canonically in a very simple way as a network. At the moment, power grids are intensively studied in Germany due to the intended exit from nuclear and fossil energy sources [17], which is accompanied by a transition from a centralized continuous to a decentralized, more or less fluctuating power supply. This requires corresponding modifications of the power grid itself, which have to be assessed w.r.t. potential safety and security risks.

### 5.2 Model Structure

Using a DEVS model of power grids, we demonstrate the principles of a combined simulation-based safety and security risk-assessment. We will develop the model only at concept level. Information about a detailed representation of power grids by DEVS models can be found in e.g. [55, 65, 66, 85]. Here, the power grid is represented as network  $(V, E)$  with nodes  $V$  and edges  $E$  between the nodes. Each edge  $e \in E$  has two attributes, its flow capacity  $a_e$  and its actual load  $l_e$ . The actual load  $l_e$  is determined by the flow across the network resulting from the supplies and demands  $C_v \in \mathbb{R}$  at the network nodes  $v \in V$ . The attribute  $C_v$  of the nodes  $v \in V$  indicates a power consumption of an amount  $|C_v|$  in the case of  $C_v < 0$ . For  $C_v > 0$ , the node  $v$  is producing power with an amount of  $C_v$ . The ratio between flow capacity  $a_e$  and actual load  $l_e$  determines the probability  $p_e$  that the link  $e \in E$  will fail in the next time cycle. As far as possible, the node  $v$  will try to avoid loads  $l_e$  exceeding the flow capacity  $a_e$  significantly for keeping the failure probability  $p_e$  low. The possible failures of the edges  $e \in E$  represent the safety aspects of the network  $(V, E)$ .

Criticalities  $c_v$  assigned to the nodes  $v \in V$  quantify the disadvantages of a power loss for the consumers supplied by  $v$ . The possibility of multiple concurrent failures requires an assessment taking correlations between node failures (and thus the corresponding criticalities) into account. Imagine a situation in which a hospital does not accept new patients due to power loss. They have to be transported to other hospitals located nearby, which may be usually acceptable. If the power loss affects not only a single but all hospitals of a region, the situation is much more severe due to the long distances for transports to a region with intact power supply, say, 200 km away. Hence, the criticality  $c$  assigned to such a situation may be considerably larger than the sum of the criticalities  $c_j$  assigned to power-loss situations for single hospitals.

The nodes  $v \in V$  control the power flow across the network  $(V, E)$  in such a way that the actual loads  $l_a$  on the edges  $e \in E$  are kept into the limits given by the edge capacities  $a_e$  wherever possible. For this purpose, the nodes  $v \in V$  use information provided locally by other nodes  $v' \in V$ . The information is distributed via an information network  $(V, F)$ . It consists of the states of the edges  $e \in E$  incident to  $v'$  (working resp. not working) and of the power consumption or production at  $v'$  given by  $C_{v'}$ . This provides (subjective) knowledge about the power grid  $(V, E)$ , which enables  $v$  to schedule the power flow incoming at  $v$  across the edges carrying the power outflow. As a consequence, every edge  $f \in F$  of the information network  $(V, F)$  is a vulnerability, because a potential attacker may influence the power grid functionality by modifying the transmitted information. Such a modification may happen intentionally with a certain probability  $p_f$ , which represents the security part of the model.

### 5.3 Model Dynamics

For assessing the risk of a power grid failure, safety and security aspects have to be taken into account simultaneously. Let us take a look at the power grid depicted in figure 3. Its node set consists of a single power producing node  $N_P$  and several nodes consuming power. The nodes are connected with each other by power transmission lines. Let us assume that the control component of the node  $N_C$  becomes a victim of a cyber attack. The attacker switches off a power transmission line, say the connection  $e_4$  between the nodes  $N_C$  and  $N_D$ . Now these nodes are not directly connected anymore. The breakdown of transmission line  $e_4$  changes the probabilities of many other potential failures due to the feedback mechanisms contained in the given example. The power supply of the four nodes  $N_D, N_E, N_F, N_G$  is not provided by the two lines  $e_4$  between  $N_C$  and  $N_D$  and  $e_5$  between  $N_C$  and  $N_E$  anymore. Only one of these connecting lines is left. The system tries to preserve the availability of the grid by rescheduling the power flow interrupted by the failure of  $e_4$ . The rescheduling leads typically to a higher load for the remaining operational network elements, which in turn leads to an increased probability of failure for them. This may lead to the failure of the next component of the network within short notice. When taking the rescheduling functionality of the network into consideration, a risk resp. reliability assessment considering only the instantaneous situation at the beginning is not valid anymore.

In effect, the rescheduling of the power flow may lead to a so-called cascading failure switching off large parts of the network. For handling such phenomena, the traditional methods for risk assessments are inappropriate [19], because the inclusion of fault propagation mechanisms and thus an explicit modeling of system dynamics seems to be mandatory. This is done by the simulation-based risk measure presented in section 4. Simulating system dynamics allows to check whether the effects of a fault or a fault sequence may act as causes of new faults due to overloads of remaining components. Describing the dynamics of such a cascading failure, and

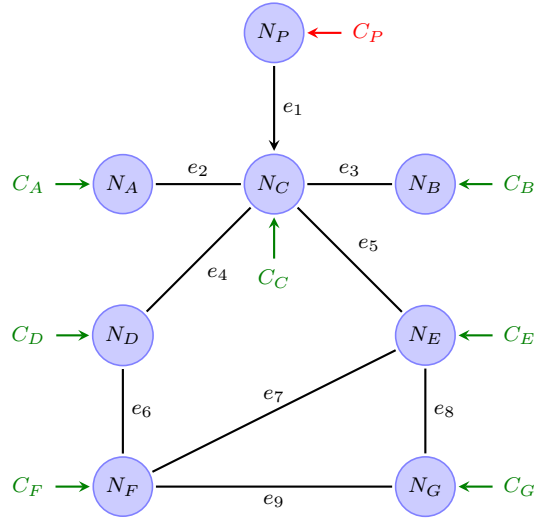


Figure 3: A simple power grid, represented as a network. For an explanation, see the text.

even more, predicting it trustworthy, is still a challenge for the reliability theory of networks [10].

## 6 Discussion and Outlook

### 6.1 Simulation as Extension of Traditional Approaches

The proposed simulation-based risk measure  $R$  reproduces traditional static notions of risk at least approximatively. This is a good argument for the plausibility of  $R$ . Indeed, a very small time horizon  $h$  limits  $L(h)$  to almost trivial sequences consisting typically of just one cause and one effect. Under these conditions,  $R(h)$  reproduces more or less the traditional safety risk measure  $R'$  applied e.g. by the FMEA method. In the case of comparatively 'simple' systems, the errors induced by the simplifying assumption will usually remain small. Then,  $R'$  may be an acceptable replacement for the risk measure  $R(h)$ . For 'complex' systems, the simplifications become either unrealistic (e.g. cascading failures in power grids), or insufficient (e.g. nuclear power plants), or will lead to results containing significant errors.

Structurally, the risk measure  $R(h)$  of definition 11 and the traditional safety risk measure  $R'$  are similar. According to [45],  $R'$  is the sum of all losses over all potential problems weighted by their likelihoods. Main difference besides of the restriction  $h \gtrsim 0$  for  $R'$  is that [45] speaks about likelihood and definition 11 about probability. This is caused by different perspectives. Whereas [45] uses an analytic perspective based on observations identifying equivalent problems in different contexts, the model-based approach proposed here generates all possible evolution paths in an individual way. Though technically, likelihoods and probabilities maybe different, they coincide with respect to their meaning. Thus, our risk measure definition seems to be fine for safety risks.

Let us now consider the situation from the security risk point of view. The traditional risk measure  $R''$  used for security applications depends on another set of parameters than the traditional safety risk measure  $R'$ . Whereas safety defines risk as a product of the probability, that a hazard is realized, and its criticality, security

takes vulnerability as explicit factor into account [33, 74] according to

$$\text{risk} = \text{threat} \times \text{vulnerability} \times \text{criticality}$$

Since we already demonstrated the approximate correspondence between the proposed simulation-based risk measure  $R$  and the traditional safety risk measure  $R'$  under the simplifying assumption  $h \gtrsim 0$ , it suffices to show the embeddability of the security risk definition  $R''$  in the safety risk definition  $R'$  for indicating an association between  $R$  and  $R''$ . Such an embedding can be constructed in the following way. Since both definitions have criticality in common, the attributes of threat and vulnerability have to be put into relation to the probability of safety risks. More precisely, probabilities for the occurrence of specific threat/vulnerability combinations have to be given. Concerning this question, the reader is referred to quantitative risk-based considerations as elaborated e.g. in [1, 7, 56, 57, 71, 77]. Of course, the decision of a human being to launch a specific attack is primarily not based on probability. It becomes stochastic, however, as soon as one asks for the frequencies with which such an attack happens, or for the frequencies of availability of necessary resources. Frequencies of attacks come into play, since different hackers may have different goals, use different attacks, or assess the value of a specific target differently. Not all hackers have the capabilities to attack, and not all have the resources, which are necessary for launching a successful attack. Indeed, attack methods like social engineering can be described very well by means of success probabilities [68]. As another example, effort measures typically used e.g. for cryptanalysis can be interpreted as probabilities by considering the ratio between successful attacks and overall attack trials [2]. Accordingly, using a probabilistic description for security aspects seems to be adequate [78]. Attack trees are an example assigning probabilities to specific attacks [6, 89] and thus to threat-vulnerability pairs.

Another argument for a close relationship between safety and security risks is environmental safety. The notion of risk used in this domain of application is based on the terms of exposure and impact [39, 51], which have a close correspondence to the terms of threats and vulnerabilities used in cyber security. The exposure-impact concept of environmental risk takes external reasons of risks into consideration similar to security and contrary to technical safety. Thus, safety-related impacts correspond to vulnerabilities and safety-related exposures to security threats. In effect, the overall probability of an actually occurring risk may be thought of as a product of the probability, that a specific problem raises and the probability that the problem is indeed able to affect the system. The topic is discussed further e.g. in [68, 71, 75, 81].

## 6.2 Simulation and Computational Tractability of Risk

The proposed simulation-based risk assessment has many advantages. At the downside, computational tractability can not necessarily assured. Every fault introduces an additional path in the simulation tree. If in the simulation e.g. controllability of these faults have to be checked — the paths introduced by these faults will split up further. Covering all paths in sufficient depth will thus be a challenge even in the case of simple systems, and more or less impossible for complex systems. The large size and the great number of links between components lead to many potential faults and many fault propagation pathways; their brute-force handling gives a simulation tree with high branching factor, which is usually not handable anymore in practice due to the exponential computational complexity required for following the different branches. Thus, the system model should be abstract enough for restricting computational complexity. Furthermore, it is not always necessary to include the *complete* simulation tree in the risk assessment. Sometimes it may suffice to



include only a randomly selected set of representative paths. This means a replacement of the exact assessment procedure by an approximating process, which may select randomly a small number of system evolution paths with restricted length. The approximation will only work, however, if the selected paths are representative for the set of all contributions to the risk value. Otherwise, the calculated risk value may with high probability be no good approximation of the exact value. For granting the required representativeness, it may suffice e.g. to demand a certain homogeneity of the underlying system and to exclude the existence of rare events with high criticality. An approximating strategy to risk assessments is common e.g. in the business domain [73] for project risk determination. An application to risks associated with a malware epidemics can be found in [27].

### 6.3 Simulation and Non-Computability of Risk

A more fundamental question than the computational effort for calculating  $R(h)$  is the principal computability of  $R(h)$  for  $h \rightarrow \infty$ . For focusing on the simulation aspects, we tacitly assume in this context the well-definedness of all other objects and structures assigned to the simulation paths. Due to the theorem of Rice [61], the risk measure  $R(\infty)$  is usually not decidable. It is a nontrivial property of a general computable system, because the size of the language  $L(h)$  is maybe infinite. Thus, only its *enumeration* can be realized e.g. by experimenting with simulations [38, 52], which explore the effects of faults and intrusions on the system. This is an analogon to other undecidability results like the issue whether a piece of code is a self-replicating malware or whether a control process will still terminate after the infection with a specific malware. In some way, this indicates the 'realism' of the proposed simulation-based risk measure  $R$ .

For assuring decidability for practical applications, a criterion has to be given when to stop the simulation after finite time. This is done here by the time horizon  $h$  representing the look-ahead length into the future. Its influence on the risk assessment is decisive. If a small  $h$  triggers a stop too early, devastating hazards may be missed; if the assessment process stops too late, the determination of the risk may be compromised because too much effort is wasted on unimportant aspects. This reminds at the quiescence search of algorithmic game theory [76].

## Acknowledgements

We would like to offer our special thanks to M. Grössler for valuable remarks.

## References

- [1] Donald Abrahamson and Adrian L Sepeda. Expanding known process safety and risk analysis concepts to manage security concerns. In *Proceedings of the 40th Loss prevention Symposium*, 2006.
- [2] Saad Saleh Alaboodi. *Model-based Evaluation: from Dependability Theory to Security*. PhD thesis, 2013.
- [3] Thara Angskun, George Bosilca, Graham Fagg, Jelena Pje, Jack J Dongarra, et al. Reliability analysis of self-healing network using discrete-event simulation. In *Cluster Computing and the Grid, 2007. CCGRID 2007. Seventh IEEE International Symposium on*, pages 437–444. IEEE, 2007.

- [4] Ludovic Apvrille and Yves Roudier. Towards the model-driven engineering of secure yet safe embedded systems. In *Proceedings of the First International Workshop on Graphical Models for Security*, 2014.
- [5] André Arnold, Gérald Point, Alain Griffault, and Antoine Rauzy. The altarica formalism for describing concurrent systems. *Fundamenta Informaticae*, 40(2, 3):109–124, 1999.
- [6] Florian Arnold, Holger Hermanns, Reza Pulungan, and Mariëlle Stoelinga. Time-dependent analysis of attacks. In *International Conference on Principles of Security and Trust*, pages 285–305. Springer, 2014.
- [7] Terje Aven. A unified framework for risk and vulnerability analysis covering both safety and security. *Reliability engineering & System safety*, 92(6):745–754, 2007.
- [8] Algirdas Avizienis, J-C Laprie, Brian Randell, and Carl Landwehr. Basic concepts and taxonomy of dependable and secure computing. *IEEE transactions on dependable and secure computing*, 1(1):11–33, 2004.
- [9] C Warren Axelrod. *Engineering safe and secure software systems*. Artech House, 2012.
- [10] Ross et al. Baldick. Vulnerability assessment for cascading failures in electric power systems. In *Proceedings of Power Systems Conference and Exposition*, pages 1–9. IEEE, 2009.
- [11] Simona Bernardi, José Merseguer, and Dorina C Petriu. Dependability modeling and analysis of software systems specified with uml. *ACM Computing Surveys (CSUR)*, 45(1):2, 2012.
- [12] Vicki M Bier and M Naceur Azaiez. *Game theoretic risk analysis of security threats*, volume 128. Springer Science & Business Media, 2008.
- [13] Henk AP Blom, Sybert H Stroeve, and Hans H de Jong. Safety risk assessment by monte carlo simulation of complex safety critical operations. In *Developments in Risk-based Approaches to Safety*, pages 47–67. Springer, 2006.
- [14] Seymour Bosworth and Michel E Kabay. *Computer security handbook*. John Wiley & Sons, 2002.
- [15] Mark Allan Branagan. *A risk simulation framework for information infrastructure protection*. PhD thesis, Dissertation, Queensland University of Technology, 2012.
- [16] David FC Brewer. Applying security techniques to achieving safety. In *Directions in Safety-Critical Systems*, pages 246–256. Springer, 1993.
- [17] David Buchan. *The Energiewende—Germany’s gamble*, volume SP-26. The Oxford Institute for Energy Studies, 2012.
- [18] L Bukowski. System of systems dependability—theoretical models and applications examples. *Reliability Engineering & System Safety*, 151:76–92, 2016.
- [19] Francesco Cadini, Enrico Zio, and Cristina-Andreea Petrescu. Using centrality measures to rank the importance of the components of a complex network infrastructure. In Roberto Setola and Stefan Geretshuber, editors, *Third International Workshop on Critical Information Infrastructures Security*, pages 155–167. Springer, 2008.

- [20] Rodrigo Castro, Ernesto Kofman, and Gabriel Wainer. A formal framework for stochastic devs modeling and simulation. In Hassan et al. Rajaei, editor, *Proceedings of the 2008 Spring simulation multiconference*, pages 421–428. Society for Computer Simulation International, 2008.
- [21] Rodrigo Castro, Ernesto Kofman, and Gabriel Wainer. A formal framework for stochastic discrete event system specification modeling and simulation. *Simulation*, 86(10):587–611, 2010.
- [22] Sung-Do Chi, Jong Sou Park, Ki-Chan Jung, and Jang-Se Lee. Network security modeling and cyber attack simulation methodology. In Vijay Varadharajan and Yi Mu, editors, *Proceedings of the 6th Australasian Conference on Information Security and Privacy*, volume 2119 of *Lecture Notes in Computer Science*, pages 320–333. Springer, 2001.
- [23] Sung-Do Chi, Jong Sou Park, Ki-Chan Jung, and Jang-Se Lee. Network security modeling and cyber attack simulation methodology. In *Australasian Conference on Information Security and Privacy*, pages 320–333. Springer, 2001.
- [24] J Devooght. Dynamic reliability: the challenges ahead. In *Fifth International Workshop on Dynamic Reliability: Future Directions*, 1998.
- [25] Anuradha Dissanayaka, Udaya D Annakkage, Bathiya Jayasekara, and Bagen Bagen. Risk-based dynamic security assessment. *IEEE Transactions on Power Systems*, 26(3):1302–1308, 2011.
- [26] Joachim Draeger. Roadmap to a unified treatment of safety and security. 2015.
- [27] Joachim Draeger and Stephanie Öttl. Malware epidemics effects in a lanchester conflict model. *arXiv preprint 1811.01892 [cs.CR]*, 2018.
- [28] Michael Havbro Faber, Marc A Maes, Jack W Baker, Ton Vrouwenvelder, and Tsuyoshi Takada. Principles of risk assessment of engineered systems. In *Proceedings of the 10th International Conference on Applications of Statistics and Probability in Civil Engineering, The University of Tokyo, Kashiwa Campus, Japan, 2007*.
- [29] Magnus Felde. Analyzing security decisions with discrete event simulation. Master’s thesis, 2010.
- [30] Norman Fenton and Martin Neil. Measuring your risks: Numbers that would make sense to bruce willis and his crew. *Whitepaper.[Online] Available from: [http://www.agenarisk.com/resources/white\\_papers/Measuring\\_Risks.pdf](http://www.agenarisk.com/resources/white_papers/Measuring_Risks.pdf) [cited Jul 2007]*, 2005.
- [31] Norman Fenton and Martin Neil. *Risk assessment and decision analysis with Bayesian networks*. Crc Press, 2012.
- [32] Donald G Firesmith. Common concepts underlying safety security and survivability engineering. Technical report, Carnegie-mellon University, Software Engineering Institute, 2003. CMU/SEI-2003-TN-033.
- [33] Francesco Flammini, Andrea Gaglione, Nicola Mazzocca, and Concetta Pragliola. Optimisation of security system design by quantitative risk assessment and genetic algorithms. *International Journal of Risk Assessment & Management*, 15(2-3):205–221, 2011.

- [34] Igor Nai Fovino, Marcelo Masera, and Alessio De Cian. Integrating cyber attacks within fault trees. *Reliability Engineering & System Safety*, 94(9):1394–1402, 2009.
- [35] Alireza Golabchi, SangUk Han, Simaan AbouRizk, and Jim Kanerva. Simulation-based analysis of operational efficiency and safety in a virtual environment. In *Proceedings of the 2016 Winter Simulation Conference*, pages 3325–3336. IEEE Press, 2016.
- [36] Rhys Goldstein, Simon Breslav, and Azam Khan. Informal devs conventions motivated by practical considerations (wip). In *Proceedings of the Symposium on Theory of Modeling & Simulation-DEVS Integrative M&S Symposium*, page 10. Society for Computer Simulation International, 2013.
- [37] Kim Tag Gon, Bernard P Zeigler, and Herbert Prähofer. Theory of modeling and simulation: Integrating discrete event and continuous complex dynamic systems. 2000.
- [38] Tomas Navarrete Gutierrez, Laurent Ciarletta, and Vincent Chevrier. Multi-agent simulation based control of complex systems. In *Proceedings of the 2014 international conference on Autonomous agents and multi-agent systems*, pages 1517–1518. International Foundation for Autonomous Agents and Multiagent Systems, 2014.
- [39] A Shalom Hakkert, L Braimaister, and I Van Schagen. The uses of exposure and risk in road safety studies. Technical report, SWOV Institute for Road Safety, 2002. Report R-2002-12.
- [40] Alejandro Hernandez and Norbert Giambiasi. State reachability for devs models. In Alejandro Hernandez and Norbert Giambiasi, editors, *Proceedings of the Argentine Symposium on Software Engineering*, pages 267–277, 2005.
- [41] Moon Ho Hwang and Bernard P Zeigler. A reachable graph of finite and deterministic devs networks. In *Proceedings of 2006 DEVS Symposium*, pages 48–56. Society for Computer Simulation; 1999, 2006.
- [42] Moon Ho Hwang and Bernard P Zeigler. Reachability graph of finite and deterministic devs networks. *IEEE Transactions on Automation Science and Engineering*, 6(3):468–478, 2009.
- [43] Id Jithavech and Krishna Kumar Krishnan. A simulation-based approach for risk assessment of facility layout designs under stochastic product demands. *The International Journal of Advanced Manufacturing Technology*, 49(1-4):27–40, 2010.
- [44] Erland Jonsson and Tomas Olovsson. On the integration of security and dependability in computer systems. In *Proceedings of the IASTED International Conference on Reliability, Quality Control and Risk Assessment Washington DC, USA, 1992, ISBN 0-88986-171-4*, pages 93–97, 1992.
- [45] Stanley Kaplan and B John Garrick. On the quantitative definition of risk. *Risk analysis Journal*, 1(1):11–27, 1981.
- [46] Stamatis Karnouskos. Stuxnet worm impact on industrial cyber-physical system security. In *Proceedings of the 37th Annual Conference on IEEE Industrial Electronics Society*, pages 4490–4494. IEEE, 2011.

- [47] Nima Khakzad, Faisal Khan, and Paul Amyotte. Safety analysis in process facilities: Comparison of fault tree and bayesian network approaches. *Reliability Engineering & System Safety*, 96(8):925–932, 2011.
- [48] Nima Khakzad, Faisal Khan, and Paul Amyotte. Dynamic risk analysis using bow-tie approach. *Reliability Engineering & System Safety*, 104:36–44, 2012.
- [49] Ernesto Kofman and RD Castro. STDEVs, a novel formalism for modeling and simulation of stochastic discrete event systems. In *Proceedings of AADECA*, 2006.
- [50] Siwar Kriaa, Ludovic Pietre-Cambacedes, Marc Bouissou, and Yoran Halgand. A survey of approaches combining safety and security for industrial control systems. *Reliability Engineering & System Safety*, 139:156–178, 2015.
- [51] Wolfgang Kron. Keynote lecture: Flood risk= hazard× exposure× vulnerability. *Flood defence*, pages 82–97, 2002.
- [52] Averill M Law and W David Kelton. *Simulation modeling and analysis*. McGraw-Hill New York, 2006.
- [53] Robert Lee, Michael Assante, and Tim Conway. Ics cp/pe (cyber-to-physical or process effects) case study paper–german steel mill cyber attack. Technical report, 2014.
- [54] Nancy Leveson. *Engineering a safer world: Systems thinking applied to safety*. MIT press, 2011.
- [55] Hua Lin. *Communication infrastructure for the smart grid: A co-simulation based study on techniques to improve the power transmission system functions with efficient data networks*. PhD thesis, Virginia Tech, 2012.
- [56] Bev Littlewood. Dependability assessment of software-based systems: state of the art. In *Proceedings of the 27th international conference on software engineering*, pages 6–7. IEEE, 2005.
- [57] Bev Littlewood, Sarah Brocklehurst, Norman Fenton, Peter Mellor, Stella Page, David Wright, John Dobson, John McDermid, and Dieter Gollmann. Towards operational measures of computer security. *Journal of computer security*, 2(2-3):211–229, 1993.
- [58] R Mader, H Martin, R Obendrauf, P Prinz, B Winkler, and G Griefknig. A framework for model-based safety requirements round-trip engineering. 2015.
- [59] J-F Mertens and Abraham Neyman. Stochastic games. *International Journal of Game Theory*, 10(2):53–66, 1981.
- [60] Zahra Mohaghegh, Reza Kazemi, and Ali Mosleh. Incorporating organizational factors into probabilistic risk assessment (pra) of complex socio-technical systems: A hybrid technique formalization. *Reliability Engineering & System Safety*, 94(5):1000–1018, 2009.
- [61] Rajeev Motwani, Jeffrey D Ullman, and John E Hopcroft. *Introduction to automata theory, languages, and computation*. Pearson, 2013.
- [62] Paul Mueller and Babak Yadegari. The stuxnet worm. Technical report, 2012.
- [63] Seyed Hamed Nejad-Hosseini. *Automatic generation of generalized event sequence diagrams for guiding simulation based dynamic probabilistic risk assessment of complex systems*. PhD thesis, 2007.

- [64] Abraham Neyman, Sylvain Sorin, and S Sorin. *Stochastic games and applications*, volume 570. Springer Science & Business Media, 2003.
- [65] James Nutaro, Phani Teja Kuruganti, Laurie Miller, Sara Mullen, and Mallikarjun Shankar. Integrated hybrid-simulation of electric power and communications systems. In *IEEE Power Engineering Society General Meeting*, pages 1–8, 2007.
- [66] James Nutaro, Phani Teja Kuruganti, Mallikarjun Shankar, Laurie Miller, and Sara Mullen. Integrated modeling of the electric grid, communications, and control. *International Journal of Energy Sector Management*, 2(3):420–438, 2008.
- [67] Vijay Pappu, Marco Carvalho, Panos Pardalos, et al. *Optimization and security challenges in smart power grids*. Springer, 2013.
- [68] Wolter Pieters, Zofia Lukszo, Dina Hadziosmanovic, and Jan van den Berg. Reconciling malicious and accidental risk in cyber security. *Journal of Internet Services and Information Security*, 4(2):4–26, 2014.
- [69] Ludovic Piètre-Cambacédès and Marc Bouissou. Cross-fertilization between safety and security engineering. *Reliability Engineering & System Safety*, 110:110–126, 2013.
- [70] Ludovic Pietre-Cambacedes and Claude Chaudet. Disentangling the relations between safety and security. In *Proceedings of the 9th international conference on Applied informatics and communications*, pages 156–161. World Scientific and Engineering Academy and Society (WSEAS), 2009.
- [71] Laleh Pirzadeh and Erland Jonsson. A cause and effect approach towards risk analysis. In James Walden and Laurie Williams, editors, *Proceedings of the Third International Workshop on Security Measurements and Metrics*, pages 80–83. IEEE, 2011.
- [72] Herbert Praehofer. System theoretic formalisms for combined discrete-continuous system simulation. *International Journal of General System*, 19(3):226–240, 1991.
- [73] Kumar Ravi, Sheopujan Singh, et al. Risk prediction for production of an enterprise. *International Journal of Computer Applications Technology and Research*, 2(3):237–244, 2013.
- [74] Philip Robbins. *Security risk analysis and critical information systems*, 2011.
- [75] Artur Rot. It risk assessment: Quantitative and qualitative approach. In *Proceedings of the World Congress on Engineering and Computer Science*, 2008.
- [76] Stuart J Russell and Peter Norvig. *Artificial intelligence: a modern approach*. Pearson Education Limited, 2016.
- [77] Fadi Haj Said. *Security-based risk assessment for software architecture*. PhD thesis, 2011.
- [78] Domenico Salvati. *Management of information system risks*. PhD thesis, Doctoral Thesis, ETH Zurich, 2008.
- [79] Hee Suk Seo and Tae Ho Cho. Modeling and simulation for detecting a distributed denial of service attack. In *Australian Joint Conference on Artificial Intelligence*, pages 179–190. Springer, 2002.

- [80] Viliam Solcány. Simulation algorithms for devs models. *FIIT, STU, Bratislava, Slovakia*. <http://citeseerx.ist.psu.edu/viewdoc/download>, 2008.
- [81] Karine Sørby. Relationship between security and safety in a security-safety critical system: Safety consequences of security threats, 2003.
- [82] Frank R Spellman and Nancy E Whiting. *The handbook of safety engineering: principles and applications*. Government Institutes, 2009.
- [83] Mike StJohn-Green, R Piggim, JA McDermid, and R Oates. Combined security and safety risk assessment - what needs to be done for ics and the iot. In *Proceedings of the 10th IET System Safety and Cyber Security Conference*. IET, 2015.
- [84] Mitsutoshi Suzuki and Norichika Terao. Solution monitoring evaluated by proliferation risk assessment and fuzzy optimization analysis for safeguards in a reprocessing process. *Science and Technology of Nuclear Installations*, 2013, 2013.
- [85] Ange-Lionel Toba, Mamadou Seck, Matthew Amissah, and Sarah Bouazzaoui. An approach for devs based modeling of electrical power systems. In *Simulation Conference (WSC), 2017 Winter*, pages 977–988. IEEE, 2017.
- [86] Elena Troubitsyna and Inna Vistbakka. Deriving and formalising safety and security requirements for control systems. In *International Conference on Computer Safety, Reliability, and Security*, pages 107–122. Springer, 2018.
- [87] Hans Vangheluwe et al. Devs as a common denominator for multi-formalism hybrid systems modelling. In A. Varga, editor, *Proceedings of the IEEE international symposium on computer-aided control system design*, pages 129–134. IEEE, 2000.
- [88] Inna Vistbakka and Elena Troubitsyna. Towards integrated modelling of dynamic access control with uml and event-b. *arXiv preprint arXiv:1805.05521*, 2018.
- [89] Ping Wang, Wen-Hui Lin, Pu-Tsun Kuo, Hui-Tang Lin, and Tzu Chia Wang. Threat risk analysis for cloud security based on attack-defense trees. In *Proceedings of the 8th International Conference on Computing Technology and Information Management*, pages 106–111. IEEE, 2012.
- [90] Timo Winkelvos, Carsten Rudolph, and Jürgen Repp. A property based security risk analysis through weighted simulation. In *Information Security South Africa (ISSA), 2011*, pages 1–8. IEEE, 2011.
- [91] Bernard P Zeigler. *Multifaceted Modelling and Discrete Event Simulation*. Academic press, 1984.
- [92] Bernard P Zeigler. Devs today: Recent advances in discrete event-based information technology. In *Proceedings of the 11th IEEE/ACM International Symposium on Modeling, Analysis and Simulation of Computer Telecommunications Systems*, pages 148–161. IEEE, 2003.
- [93] Bernard P Zeigler, Tag Gon Kim, and Herbert Praehofer. *Theory of modeling and simulation*. Academic press, 2000.
- [94] Bernard P Zeigler, Tag Gon Kim, and Herbert Praehofer. *Theory of modeling and simulation*. Academic press, 2000.

- [95] Bernard P Zeigler and Sankait Vahie. Devs formalism and methodology: unity of conception/diversity of application. In *Proceedings of the 25th Winter Simulation Conference*, pages 573–579. ACM, 1993.
- [96] BP Zeigler. Embedding dev&dess in devs: Characteristic behavior of hybrid models. *Simulation Series*, 38, 2006.
- [97] Mingxin Zhang. Constructing a cognitive agent model using devs framework for multi-agent simulation. *Proc. 15th Eur. Agent Syst. Summer School (EASSS)*, pages 1–5, 2013.