

Proceedings of the Fifth Annual LHCP
ATL-PHYS-PROC-2017-098
December 20, 2018

Search for long-lived neutral particles decaying into Lepton-Jets with the
ATLAS detector in proton-proton collision data at 13 TeV

DANIELA SALVATORE

*On behalf of the ATLAS Collaboration,
Department of Physics
University of Calabria and INFN-Cosenza, Arcavacata di Rende, 87036, Italy*

ABSTRACT

Several models of particle physics different from the Standard Model predict the existence of a dark sector that is weakly coupled to the visible one: the two sectors may couple via the vector portal, where a dark photon with mass in the MeV to GeV range mixes kinetically with the SM photon. If the dark photon is the lightest state in the dark sector, it will decay to SM particles, mainly to leptons and possibly light mesons. Due to its weak interactions with the SM, it can have a non-negligible lifetime. At the LHC, these dark photons would typically be produced with large boost resulting in collimated jet-like structures containing pairs of leptons and/or light hadrons, the so-called Lepton-Jets. This work focuses on the search for displaced Lepton-Jets, which are produced away from the interaction point and their constituents are limited to electrons, muons, and pions. Results from the analysis of 3.4 fb^{-1} proton-proton collision data sample recorded by ATLAS at a center-of-mass energy of 13 TeV during 2015 are compared to the Standard Model expectations and with BSM predictions.

PRESENTED AT

The Fifth Annual Conference
on Large Hadron Collider Physics
Shanghai Jiao Tong University, Shanghai, China
May 15-20, 2017

1 Introduction

Many possible extensions of the Standard Model (SM) predict a dark sector that is weakly coupled to the visible one [1]. Depending on the structure of the dark sector and its coupling to the SM, some unstable dark states may be produced at colliders and decay back to SM particles with sizeable branching fractions. An extensively studied case is one in which the two sectors couple via the vector portal, where a dark photon (γ_d) with mass in the MeV to GeV range mixes kinetically with the SM photon [2]. If the γ_d is the lightest state in the dark sector, it will decay to SM particles, mainly to leptons and possibly light mesons. Due to its weak interactions with the SM, it can have a non-negligible lifetime. At the LHC, these γ_d would typically be produced with large boost resulting in collimated jet-like structures containing pairs of leptons and/or light hadrons (lepton-jets, LJs). If produced away from the interaction point (IP), they are referred to as displaced LJs. The search described in the present contribution looks for events with a pair of displaced LJs originating from the decay of an heavy particle and the LJ constituents are electrons, muons, and pions.

Results are interpreted in the context of the two Falkowski-Ruderman-Volansky-Zupan (FRVZ) models [2] which predict non-SM Higgs boson decays to LJs. As shown in Figure 1, the first FRVZ model produces two γ_d while the second produces four γ_d . In the first model (left), the dark fermion decays to a γ_d and a lighter dark fermion f_{d1} , assumed to be the massless HLSP (Hidden Lightest Stable Particle). In the second model (right), the dark fermion f_{d2} decays to an HLSP and a dark scalar s_{d1} that in turn decays to pairs of γ_d . The mass of the γ_d is assumed to be 400 MeV. Details on the models are in Ref. [3]. The γ_d decay lifetime τ (expressed as τ times the speed of light c) is a free parameter of the model.

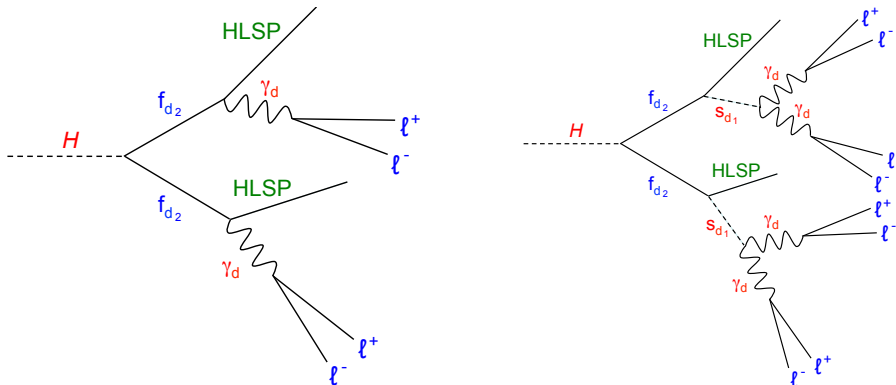


Figure 1: The two FRVZ models used as benchmarks in the analysis [3].

The search employs the full dataset collected by ATLAS [4] during 2015 at a center-of-mass energy of 13 TeV, corresponding to an integrated luminosity of 3.4 fb^{-1} [3].

2 Lepton-Jet reconstruction and selection

The search is based on a generic definition of LJ in order to make the analysis as model-independent as possible. The LJ contains at least one γ_d decaying far from the primary vertex, so they are expected highly isolated in the inner tracker. Three topologies of LJs are considered (Figure 2).

TYPE0 LJs are reconstructed using a simple clustering algorithm that combines all the muons within a cone of $\Delta R = 0.5$, the maximum opening angle between the muons or between muons and jets in the benchmark model MC. The algorithm is seeded by the highest- p_T muon. If at least two muons are found in the cone, the LJ is accepted. The search is repeated with any unassociated muon until no muon seed is left.

A TYPE1 LJ is a cluster of at least two muons and jets in a cone opening $\Delta R = 0.5$: it is the signature of at least one γ_d decaying to a muon pair and at least another one decaying to an electron or pion pair. This can occur in the FRVZ models with 4 γ_d , where the pair from the same f_{d2} is very collimated.

A TYPE2 LJ is a jet with low electromagnetic fraction and no muons in a $\Delta R = 0.5$ cone. It is the signature of LJs produced by a single γ_d or LJs containing two γ_d , each decaying to an electron/pion pair, always expected to be reconstructed as a single jet due to their large boost.

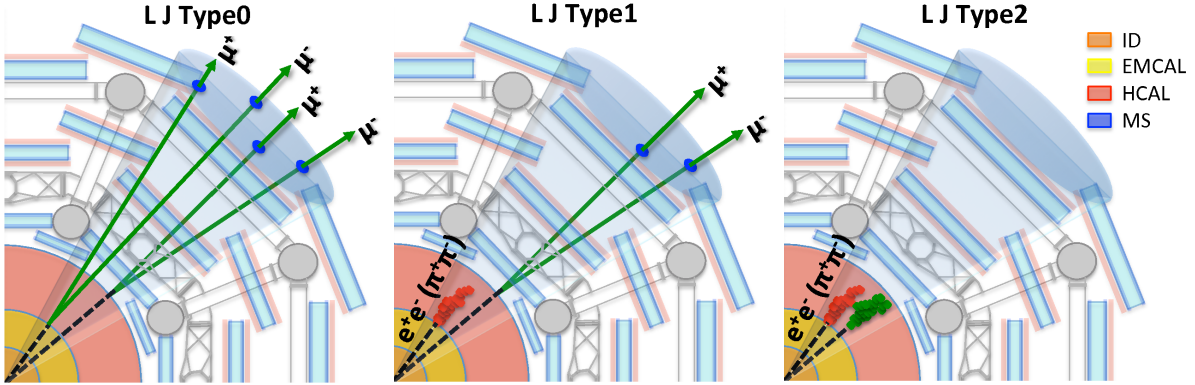


Figure 2: The three types of Lepton-Jets [3].

The triggers used to select displaced LJs of TYPE0 and TYPE1 are multi-muon triggers with muons reconstructed only in the muon spectrometer. For the TYPE2 LJs the single jet trigger with low electromagnetic fraction is used: only LJs produced in the hadronic calorimeters are selected, reducing the background due to the QCD jets. The events that pass the trigger filters have to satisfy additional requirements to separate the signal from the two major sources of background: muons from cosmic rays and QCD multi-jet events. The cosmic-ray events are reduced using jet timing, and for muons there is an additional requirement: the perigee to the beam line of the muon spectrometer track has to be close to the primary vertex of the event. QCD multi-jet background is reduced using track isolation in the inner tracker, jet electromagnetic fraction and width of the jets. Two additional requirements are used: exactly two reconstructed LJs in the event; the absolute value of the azimuthal angle $\Delta\phi$ between the two LJs must be ≥ 1 (in the geometric limits of the LJ reconstruction cone). The residual QCD multi-jet background and cosmic background is evaluated using a data-driven matrix ABCD method. Details on the selection and background estimation can be found in Ref. [3].

3 Results

Table 1 shows the final result: the observed data events and the expected multijet and cosmic-ray residual contaminations in the signal region. Taking into account the expected high background for the TYPE2 - TYPE2 events, the ABCD method is performed on three categories: all events, all events but excluding the TYPE2 - TYPE2 pairs and events containing only the TYPE2 - TYPE2 combination. In all categories, no evidence of signal is observed.

| Category | Observed events | Expected background |
|------------------------|-----------------|--|
| All events | 285 | 231 ± 12 (stat) ± 62 (syst) |
| TYPE2 - TYPE2 excluded | 46 | 31.8 ± 3.8 (stat) ± 8.6 (syst) |
| TYPE2 - TYPE2 only | 239 | 241 ± 41 (stat) ± 65 (syst) |

Table 1: Results of the ABCD method compared with the observed events on data [3].

In the absence of a signal, the results of the search for LJ production are used to set upper limits on the product of cross section and Higgs decay branching fraction to LJs, as a function of the γ_d mean lifetime in the two FRVZ models. The CL_s method is used to determine the exclusion limits, where the signal region

is populated from the data-driven background estimate and from the appropriate signal hypothesis. The resulting exclusion limits on the $\sigma \times BR$, assuming the gluon-fusion production cross section of the 125 GeV SM Higgs boson $\sigma_{\text{SM}} = 44.13$ pb are shown in Figure 3 as a function of the γ_d mean lifetime for the Higgs $\rightarrow 2 \gamma_d + X$ and Higgs $\rightarrow 4 \gamma_d + X$ models. Taking into account the relatively low signal efficiency for the TYPE2 - TYPE2 event in all models and the high background, the TYPE2 - TYPE2 events are excluded from the limit evaluation. The expected limit is shown as the dashed curve and the solid curve shows the observed limit. The horizontal lines correspond to $\sigma \times BR$ for two values of the BR of the Higgs boson decay to γ_d . The same exclusion limits have been derived for the 800 GeV heavy scalar. Table 2 shows the ranges in which the γ_d lifetime ($c\tau$) is excluded at the 95% CL for the $m_H = 125$ GeV Higgs $\rightarrow 2 \gamma_d + X$ and Higgs $\rightarrow 4 \gamma_d + X$, assuming a BR of 10%. It also shows the 95% CL $c\tau$ exclusion ranges for the $m_H = 800$ GeV, assuming a 5 pb production cross section and a 100% BR to γ_d .

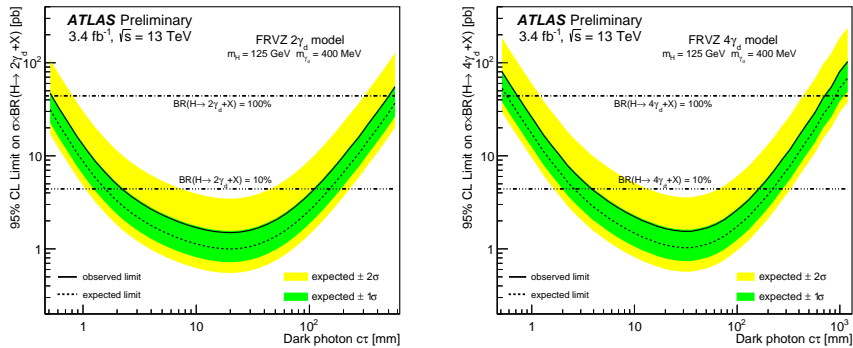


Figure 3: The 95% upper limits on the $\sigma \times BR$ for the FRVZ 125 GeV Higgs Higgs $\rightarrow 2 \gamma_d + X$ (left) and Higgs $\rightarrow 4 \gamma_d + X$ (right) benchmark models as a function of the γ_d lifetime ($c\tau$) [3]. The horizontal lines correspond to $\sigma \times BR$ for two values of the BR of the Higgs boson decay to γ_d . TYPE2 - TYPE2 events are excluded.

| FRVZ model | m_H [GeV] | Excluded $c\tau$ [mm] |
|------------------------------------|-------------|-----------------------------|
| Higgs $\rightarrow 2 \gamma_d + X$ | 125 | $2.2 \leq c\tau \leq 111.3$ |
| Higgs $\rightarrow 4 \gamma_d + X$ | 800 | $3.8 \leq c\tau \leq 163.0$ |
| Higgs $\rightarrow 2 \gamma_d + X$ | 125 | $0.6 \leq c\tau \leq 63.0$ |
| Higgs $\rightarrow 4 \gamma_d + X$ | 800 | $0.8 \leq c\tau \leq 186.0$ |

Table 2: Ranges of γ_d lifetime ($c\tau$) excluded at 95% CL for Higgs $\rightarrow 2 \gamma_d + X$ and Higgs $\rightarrow 4 \gamma_d + X$ assuming for the 125 GeV Higgs a 10% BR and the Higgs boson SM gluon fusion production cross section, and for the 800 GeV Higgs-like scalar a $\sigma \times BR = 5$ pb [3]. TYPE2-TYPE2 events are excluded.

References

- [1] M. J. Strassler and K. M. Zurek, Phys. Lett. B **651**, 374 (2007)
- [2] A. Falkowski, J. T. Ruderman, T. Volansky and J. Zupan, JHEP 05 077 (2010)
- [3] ATLAS Collaboration, ATLAS-CONF-2016-042 <https://cds.cern.ch/record/2206083>
- [4] ATLAS Collaboration, Phys. Lett. B **716**, 1 (2012) [arXiv:1207.7214 [hep-ex]].