

Dynamic Connectivity Game for Adversarial Internet of Battlefield Things Systems

Nof Abuzainab and Walid Saad, *Senior Member, IEEE*,

Abstract—In this paper, the problem of network connectivity is studied for an adversarial Internet of Battlefield Things (IoBT) system in which an attacker aims at disrupting the connectivity of the network by choosing to compromise one of the IoBT nodes at each time epoch. To counter such attacks, an IoBT defender attempts to reestablish the IoBT connectivity by either deploying new IoBT nodes or by changing the roles of existing nodes. This problem is formulated as a dynamic multistage Stackelberg connectivity game that extends classical connectivity games and that explicitly takes into account the characteristics and requirements of the IoBT network. In particular, the defender’s payoff captures the IoBT latency as well as the sum of weights of disconnected nodes at each stage of the game. Due to the dependence of the attacker’s and defender’s actions at each stage of the game on the network state, the feedback Stackelberg solution (FSE) is used to solve the IoBT connectivity game. Then, sufficient conditions under which the IoBT system will remain connected, when the FSE solution is used, are determined analytically. Numerical results show that the expected number of disconnected sensors, when the FSE solution is used, decreases up to 46% compared to a baseline scenario in which a Stackelberg game with no feedback is used, and up to 43% compared to a baseline equal probability policy.

I. INTRODUCTION

THE Internet of Things (IoT) is expected to revolutionize the military battlefield in various aspects [1]–[3]. By interconnecting all military units, including soldiers and vehicles, with various IoT devices, sensors, and actuators, the IoT provides autonomy in the battlefield and increases the efficiency of military networks. An IoT-enabled battlefield will allow military commanders to acquire instantaneous information on the status of the military units. For instance, wearables can provide instant updates on the situation of soldiers, and sensors mounted on vehicles can provide real-time information on the status of each vehicle. Another important IoT feature that makes it suitable for the battlefield is its support for mobile crowdsensing. In mobile crowdsensing, various IoT devices such as handheld devices, wearables, vehicles, and sensors collaborate in sensing a particular type of information. In traditional military networks, on the other hand, dedicated sensors are deployed for each application. Thus, a dense deployment of IoT devices can provide more

accurate and detailed information about the battlefield, which can, in turn, allow building comprehensive situation awareness and enabling more accurate decision making. This imminent integration of the IoT with military networks forms the nexus of the so-called *Internet of Battlefield Things (IoBT)* [1].

Naturally, in an IoBT, connectivity is very critical for the successful operation of the military network as it is essential to maintain the autonomy of the system. Military missions, such as surveillance and situational awareness, will heavily rely on the information collected for the battlefield, and, thus, any disconnection in the IoBT system will result in inaccurate decision making and poor situational awareness. In fact, the IoBT is more vulnerable than commercial IoT networks due to the *adversarial nature of the battlefield*, in which the devices are continuously subject to security attacks. Moreover, IoBT devices are typically small and low-cost devices that do not support strong security mechanisms, and, hence, they can be easily compromised by adversaries. The vulnerability of the IoBT devices necessitates the design of novel security solutions that are robust to adversaries and that can maintain the connectivity of the IoBT in adversarial settings.

Connectivity reconstruction solutions were initially designed for wireless networks such as in [4] in which the nodes select their transmission powers to maintain network connectivity. In [5] and [6], connectivity establishment mechanisms are proposed to reestablish connectivity between sensors that were isolated, due to faults or attacks, and a central sink in a sensor network. In [5], the connectivity problem is formulated as a single leader, multiple followers Stackelberg game in which a cloud acts as the leader and chooses to activate sleep nodes in order to maintain full connectivity, whereas the sleep nodes act as followers with each seeking to maximize the number of isolated nodes that it reconnects to the network. In [6], stochastic geometry is used to design a relay-based connectivity recovery scheme for a wireless sensor network whose the goal is to optimize the tradeoff between the number of selected relays and the energy spent to restore connectivity. In [7], the authors derive conditions for regional connectivity in an IoT industrial system while optimizing sensor coverage. The work in [8] proposes a dynamic clustering and routing algorithm to maintain connectivity and achieve energy efficiency in a large scale sensor network. In [9], a dynamic mobile-aware IoT topology control scheme, based on a potential game, is proposed in order to optimize IoT connectivity. The work in [10] introduces a resilience mechanism to maintain percolation-based connectivity in an IoT network in which an adversary seeks to attack highly connected IoT nodes in order to achieve the maximum possible damage. In the model of [10], the IoT nodes report a one bit estimate of their attack status to a common fusion center. Then, the objective of the

N. Abuzainab and W. Saad are with the department of Electrical and Computer Engineering, Virginia Tech, Blacksburg, VA, USA, e-mail: {nof, walids}@vt.edu

This research was sponsored by the Army Research Laboratory and was accomplished under Grant Number W911NF-17-1-0021. The views and conclusions contained in this document are those of the authors and should not be interpreted as representing the official policies, either expressed or implied, of the Army Research Laboratory or the U.S. Government. The U.S. Government is authorized to reproduce and distribute reprints for Government purposes notwithstanding any copyright notation herein.

Copyright (c) 2012 IEEE. Personal use of this material is permitted. However, permission to use this material for any other purposes must be obtained from the IEEE by sending a request to pubs-permissions@ieee.org.

fusion center is to choose the nodes to survey such that the number of nodes with highest degree under attack is kept below a required threshold. The problem is formulated as a zero-sum game between the fusion center and the attacker. In [11], a time-reversal scheme is proposed in an IoT network to enable connectivity between devices with heterogeneous bandwidth requirements.

However, most of these existing works [4]–[11] consider the connectivity problem in conventional sensor networks in which all the nodes are simple sensors of the same type and capabilities, whereas in the IoBT, the nodes can have heterogeneous roles and capabilities. In fact, each IoBT device can possess multiple sensors each of which is collecting different types of information. Thus, the importance of each device is dependent on the number of types of information it is sensing. Further, the IoBT will integrate high end nodes, commonly known as sinks, that collect the different information from the IoBT devices and perform complex operations in order to obtain useful information needed by the military commanders [1]–[3]. Thus, the effect of disconnection on the IoBT depends on the type of the node that gets isolated from the network. Further, prior art such as in [4]–[11] does not adequately capture the dynamics of interaction between defenders and adversaries in a battlefield. Thus, there is a need to introduce new dynamic connectivity solutions that consider the heterogeneity of the IoBT nodes and dynamically adapt to the actions of adversaries in the battlefield.

The main contributions of this paper are summarized next:

- We develop a novel adaptive framework for dynamically optimizing the connectivity of an adversarial IoBT network. In particular, we consider the connectivity problem in an IoBT that includes a set of heterogeneous devices that sense different types of information. The IoBT devices must transmit their information, through intermediary local sinks, to the general sink. We consider an adversarial IoBT in which an attacker is interested in causing disconnection to the network by choosing to compromise one of the IoBT nodes at each time epoch. Meanwhile, the IoBT operator acts as a defender that strives to maintain the connectivity of the IoBT network by either deploying new IoBT nodes or changing the roles of the nodes. The objective of the attacker and the defender is to maximize their sum of payoffs until the end of the military operation.
- We formulate the connectivity problem in the IoBT using the framework of *connectivity games* [12] which are game-theoretic frameworks suitable for addressing problems that involve the maintenance and restoration of a network in presence of adversaries. However, in classical connectivity games, the sole objective is to restore or maintain the network connectivity, whereas in the IoBT, there are other performance metrics that must be considered such as the latency of communication. Thus, we propose a novel IoBT connectivity game that is tailored to the characteristics and requirements of the IoBT. In particular, the attacker’s payoff is expressed as the sum of weights of disconnected nodes minus the cost of compromising a node. The defender’s payoff, on

the other hand, is expressed as the utility of deploying a new node minus the sum of weights of disconnected nodes, the time required to deliver the information to the IoBT general sink, and the cost of deploying a new node. Further, in the studied IoBT connectivity problem, the defender must maintain the number of IoBT devices sensing the same type of information above a certain required threshold. Thus, the defender’s strategy set is coupled with the attacker’s action at each time epoch. Consequently, we cast the problem as a dynamic multistage Stackelberg connectivity game in which, at each stage of the game, the attacker acts as a leader, and the defender acts as a follower. Due to the dependence of the attacker’s and defender’s actions in each stage of the game on the network state, the feedback Stackelberg equilibrium (FSE) is used to solve the IoBT connectivity game.

- We analytically derive sufficient conditions for the IoBT network to remain connected at each stage of the game when the FSE solution is used. Numerical results show that the expected number of disconnected sensors, when the FSE solution is used, decreases up to 43% compared to a baseline scenario in which a Stackelberg game with no feedback is used, and up to 46% compared to a baseline equal probability policy.

The paper is organized as follows: Section I describes the adversarial IoBT system model. Section II presents the formulation of the IoBT connectivity game. Section III presents the feedback Stackelberg solution of the IoBT game. Section IV presents sufficient connectivity conditions of the IoBT network when the FSE is used. Section V presents the simulations results and analysis. Finally, conclusions are drawn in Section VI. A complete list of the notations used is in Appendix A.

II. SYSTEM MODEL

Consider an IoBT network composed of a set \mathcal{D} of heterogeneous devices that can be of different types within a set \mathcal{K} of size K . Each IoBT device can possibly represent a vehicle, a drone, a robot, a surveillance camera, a sensor dedicated for a certain type of application, a sensor-actuator pair or soldier equipped with wearable sensors. Each device of type $\tau \in \mathcal{K}$ encompasses N_τ sensors (and their corresponding actuators) sensing a subset \mathcal{H}_τ of a set \mathcal{I} of types of information. Due to the heterogeneity of the IoBT nodes, in terms of roles and capabilities, we consider a hierarchical tree structure [15]¹. The hierarchical IoBT structure provides scalability and allows the system operator to easily add new devices, which is suitable for a large-scale IoBT system. The area that the IoBT network spans is divided into subareas A_1, A_2, \dots, A_H . Within each area A_h , devices sensing the same type of information $j \in \mathcal{I}$ are organized into a cluster \mathcal{D}_{jh} . Thus, an IoBT device equipped with multiple sensors can belong to several clusters. Within each cluster, one of the devices is chosen to be a cluster head (CH), and, thus, the rest of the devices transmit their sensed data to the CH. The CH then collects the information

¹Although the hierarchical network structure is chosen, in general, our proposed approach can accommodate any network topology

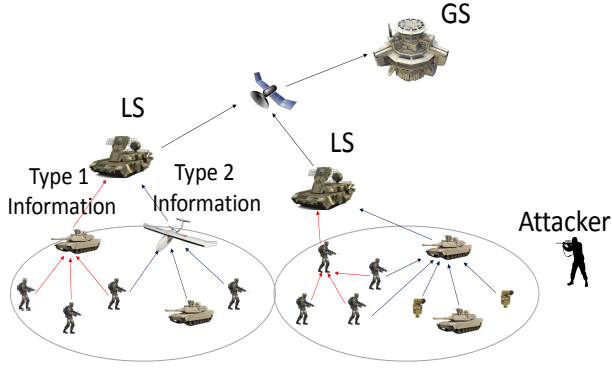


Fig. 1: An example of the considered IoBT hierarchical system with two subareas and two types of information.

received from the devices in the cluster and sends it to a local sink (LS) serving subarea A_h .

In each subarea A_h , multiple LSs can be deployed for redundancy. At any time epoch t , only one LS is activated in each subarea A_h . Deploying redundant LSs ensures that there is a substitute for the activated LS in case of failure or malfunction. At each time epoch t , each activated LS processes its information and performs more sophisticated operations such as augmented sensing and extraction of useful information as requested by the global sink (GS). The GS is a high end node that eventually processes the information received from the activated LSs in order to identify events requested by the military commanders and provide situational awareness. Since the nodes in the considered IoBT are of heterogeneous capabilities and roles, each node i is assigned a weight w_i depending on its importance. The weight w_i of each device $i \in \mathcal{D}$ of type τ is measured in terms of the number of different sensors that the device includes i.e. $w_i = N_\tau$. LSs, on the other hand, perform more sophisticated operations. Thus, each LS i is assigned a weight $w_{L,i}$ that is higher than the weights of the devices i.e. $w_{L,i} > \max_{1 \leq \tau \leq K} N_\tau$.

In this IoBT, an attacker is interested in minimizing the connectivity of the network to prevent the GS from detecting important events thus ultimately impairing its decisions. To achieve this goal, the attacker chooses at each time t to compromise i.e. gain control over one of the nodes in $\mathcal{B} = \cup_{h=1}^H \mathcal{L}_h \cup \mathcal{D}$ where \mathcal{L}_h is the set of LSs in subarea A_h . In order to compromise each node, an attacker needs to spend time and computations to complete the attack [13]. Thus, it is assumed at any time t , the attacker can only compromise one of the IoBT nodes. Thus, at time t , the attacker chooses the node which maximizes its payoff which is expressed as the sum of weights of all nodes that will be disconnected from the GS, and the cost of compromising each node. This cost pertains to the resources needed to compromise any given targeted node. Let c_τ be the cost of compromising device of type τ and c_L be the cost of compromising an LS. The attacker also incurs additional costs c_{CH} and c_{aL} in order to determine the CH of each cluster or the activated LS in each subarea. The costs c_{CH} and c_{aL} can represent, for example, the security costs of intercepting the beacon messages sent by the CH or the activated LS to the remaining devices. Thus, the total cost of attacking device i of type τ in subarea A_h

is given by: $c_i = c_\tau + \sum_{j=1}^M x_{ijh} c_{CH}$ where $M = |\mathcal{I}|$ and $x_{ijh} = 1$ indicates that device i is the CH of cluster \mathcal{D}_{jh} or $x_{ijh} = 0$, otherwise. The total cost incurred by attacking LS i in subarea A_h is given by: $c_{L,i} = c_{LS} + y_{ih} c_{aL}$ where y_{ih} is the indicator that LS i is activated in subarea A_h . In order to thwart the attacks made at each time epoch t , the defender can choose one of the following actions:

- 1) Deploys a new device of type τ in subarea A_h ;
- 2) Changes the cluster head in cluster \mathcal{D}_{jh} ;
- 3) Changes the activated LS in subarea A_h ;
- 4) Deploys a new LS in area A_h .

Action 1) helps in maintaining the number of sensors necessary to maximize the amount of useful information gathered within an area. Actions 2) and 3) ensure the robustness of the network in case the currently activated LS or CH fails or is destroyed by the attacker. In practice, the newly deployed devices are typically brought from a warehouse that is in the proximity of the battlefield. Action 4) ensures that there will always exist an LS that could serve the sensors in any subarea in case the activated LS fails or is compromised by the attacker. For actions 1) and 4), the defender will incur a cost of deploying a device or an LS. Let d_τ be the cost of deploying a device of type τ and let d_L be the cost of deploying an LS. In an IoBT, the newly deployed devices and LSs are initially stored, prior to deployment, in a storage facility (or a military base) that is in the proximity of the IoBT network that is assumed to be secured from the attacker.

The objective of the defender is to maximize a payoff that captures the difference between the achieved utility and the sum of its costs until the end of the military operation at time epoch T . This maximization will be subject to the constraint that the number of sensors $N_{jh}(t)$ sensing information of type j in subarea A_h at each time epoch t does not fall below a certain threshold $N_{th,jh}$. This constraint ensures that the GS as well as the LSs obtain the necessary information of type j in a certain subarea A_h . The utility achieved from deploying a device of type τ in subarea A_h is expressed in terms of the number of clusters that will restore their number of sensors above the threshold and is given by $u_\tau = \sum_{j=1}^M I(j \in \mathcal{H}_\tau) I(N_{jh}(t) < N_{th,jh})$ where $I(\cdot)$ is an indicator function. The utility achieved from deploying an LS in subarea A_h is given by $u_L = B - L_h$ where $L_h = |\mathcal{L}_h|$ and B is a constant that reflects the recommended number of LSs in each subarea. The defender's utility is the utility of deploying a new device or an LS. The defender's cost at each time epoch t is expressed in terms of the sum of weights of disconnected nodes, the time spent to deliver the information to the GS, and the cost of deploying a new node.

Due to the clear dependence between the goals and the actions of the attacker and the defender as well as the impact of the attacker and defender's actions on the IoBT network graph, the problem will be formulated as a *noncooperative positional game* [12] and [14], as explained next.

III. IOBT CONNECTIVITY GAME

Connectivity games are game-theoretic models [12] that capture situations which require the maintenance and

restoration of the normal operations of a given network. Connectivity games typically involve two players: a constructor who is responsible for restoration of nodes as well as the addition of new nodes, and a destructor who removes nodes from the network. The constructor in our game is the IoBT defender whereas the destructor is the attacker. A connectivity game [12] is an interactive game in which the constructor and the destructor play in alternation until one of the players wins the game. The winning condition for the constructor involves maintaining the connectivity of the network. In particular, there are two types of objectives considered in classical connectivity games [12]: 1) A safety objective in which the constructor must maintain the connectivity of the network in every step of the game and 2) A reachability objective in which the constructor must obtain a connected network starting from a disconnected network.

However, in the IoBT setting, the objective is not only to maintain the network connectivity but also to maximize the network efficiency (for example in terms of energy efficiency and latency). Further, in the IoBT network, devices sense different types of information, and in order to obtain the necessary information of each type in a certain area, there is a need to ensure that the number of devices sensing the same type of information does not drop below a required threshold. Moreover, in a real-world IoBT, there is a cost incurred when a device is destroyed by the attacker or deployed by the defender, which is not considered in a classical connectivity game [12]. The heterogeneity of the IoBT devices, in terms of their importance and roles, is also not taken into account in classical connectivity games [12].

Given these requirements and characteristics of the IoBT network, we consider an IoBT connectivity game that extends classical connectivity games. The IoBT connectivity game is formulated as a discrete-time deterministic dynamic game $(\mathcal{P}, \mathcal{T}, \mathcal{X}, (\mathcal{S}_{a,t}, \mathcal{S}_{d,t})_{t \in \mathcal{T}})$ with a finite number of stages, where the set of players \mathcal{P} includes the attacker and the defender, and the set of stages $\mathcal{T} = \{1, 2, \dots, T\}$. In this IoBT connectivity game, the defender must observe the attacker's action before choosing its optimal action in order to maintain the number of devices in each area above the required threshold. Thus, the IoBT connectivity game is formulated as a Stackelberg game in which, at each stage t of the game, the attacker acts as the leader, and the defender acts as the follower. The state space $\mathcal{X} = \mathcal{X}_a \times \mathcal{X}_d$ is the set of all IoBT networks observed by the attacker and the defender up to stage T . The state of the game at stage t is $\psi_t = (\psi_{a,t}, \psi_{d,t}) \in \mathcal{X}$ where $\psi_{a,t}$ is the network observed by the attacker and $\psi_{d,t}$ is the network observed by the defender. The network state observed by the attacker is given by: $\psi_{a,t} = (\mathcal{D}_a(t), \{\mathcal{L}_{a,h}(t), 1 \leq h \leq H\}, \{\mathcal{D}_{a,jh}(t), 1 \leq j \leq I, 1 \leq h \leq H\}, \{f_{a,jh}(t), 1 \leq j \leq I, 1 \leq h \leq H\}, \{s_{a,h}(t), 1 \leq h \leq H\})$ where $\mathcal{D}_a(t)$ represents the set of devices, $\mathcal{L}_{a,h}(t)$ is the set of LSs in subarea A_h , $\mathcal{D}_{a,jh}(t)$ is the cluster of devices sensing information type j in subarea A_h , $f_{a,jh}(t)$ is the index of the device that is the CH of $\mathcal{D}_{a,jh}(t)$, and $s_{a,h}(t)$ is the index of the activated LS in subarea A_h . Similarly, the network state $\psi_{d,t}$ observed by the defender is given by: $\psi_{d,t} = (\mathcal{D}_d(t), \{\mathcal{L}_{d,h}(t), 1 \leq h \leq$

$H\}, \{\mathcal{D}_{d,jh}(t), 1 \leq j \leq I, 1 \leq h \leq H\}, \{f_{d,jh}(t), 1 \leq j \leq I, 1 \leq h \leq H\}, \{s_{d,h}(t), 1 \leq h \leq H\})$ where $\mathcal{D}_d(t)$ represents the set of devices, $\mathcal{L}_{d,h}(t)$ is the set of LSs in subarea A_h , $\mathcal{D}_{d,jh}(t)$ is the cluster of devices sensing information type j in subarea A_h , $f_{d,jh}(t)$ is the index of the device that is the CH of $\mathcal{D}_{d,jh}(t)$, and $s_{d,h}(t)$ is the index of the activated LS in subarea A_h . $f_{a,jh}(t)$ and $f_{d,jh}(t)$ are set to be zero if the CHs of $\mathcal{D}_{a,jh}(t)$ and $\mathcal{D}_{d,jh}(t)$ are compromised, respectively. Similarly, $s_{a,h}(t)$ and $s_{d,h}(t)$ are set to be zero if the activated LS of subarea A_h is compromised in $\psi_{a,t}$ and $\psi_{d,t}$ respectively. The defender and the attacker are assumed to have perfect knowledge on the IoBT network. Assuming perfect knowledge by the attacker about the IoBT network allows the defender to account for the worst-case scenario as is typical in existing works such as in [10].

In our game, the set of pure strategies of the attacker $\mathcal{S}_{a,t}(\psi_t)$ at stage t is $\mathcal{S}_{a,t}(\psi_t) = \{a_{d,i}, i \in \mathcal{D}_a(t)\} \cup \{a_{L,lh}, l \in \mathcal{L}_{a,h}(t), 1 \leq h \leq H\}$, where action $a_{d,i}$ corresponds to destroying device i , and action $a_{L,lh}$ corresponds to destroying LS l in subarea A_h . Due to the constraint on the number of devices in each cluster, the strategy set of the defender at each stage t is coupled to the attacker's action a_t and is a function of the network state ψ_t . Hence, the strategy set $\mathcal{S}_d(\psi_t, a_t)$ of the defender is

$$\mathcal{S}_{d,t}(\psi_t, a_t) = \begin{cases} \{b_{d,\tau h}, \forall \tau \mid j \in \mathcal{H}_\tau \forall j \in \mathcal{Y}_{ih}(t)\} & \text{if } E_1(a_t), \\ \mathcal{Q}_d, & \text{otherwise,} \end{cases} \quad (1)$$

where condition $E_1(a_t)$ is $a_t = a_{d,i}$, $\exists j$ s.t. $i \in \mathcal{D}_{a,jh}(t), N_{a,jh}(t) \leq N_{th,jh}$, the set $\mathcal{Y}_{ih}(t) = \{j \in \mathcal{I} \mid i \in \mathcal{D}_{a,jh}(t), N_{d,jh}(t) < N_{th,jh}\}$, $N_{d,jh}(t)$ is the number of devices in cluster $\mathcal{D}_{d,jh}(t)$ in network $\psi_{d,t}$, $N_{a,jh}(t)$ is the number of devices in cluster $\mathcal{D}_{a,jh}(t)$ in network $\psi_{a,t}$, and the set \mathcal{Q}_d is the set of all possible strategies of the defender given by

$$\mathcal{Q}_d = \{b_{c,ijh}, i \in \mathcal{D}_{d,jh}(t), 1 \leq j \leq M, 1 \leq h \leq H\} \cup \{b_{d,\tau h}, 1 \leq \tau \leq K, 1 \leq h \leq H\} \cup \{b_{L,h}, 1 \leq h \leq H\} \cup \{b_{a,lh}, l \in \mathcal{L}_{d,h}(t), 1 \leq h \leq H\}. \quad (2)$$

Action $b_{d,\tau h}$ corresponds to deploying a new device of type τ in subarea A_h , action $b_{c,ijh}$ corresponds to assigning device i to be the CH of cluster $\mathcal{D}_{d,jh}(t)$, action $b_{L,h}$ corresponds to deploying a new LS in subarea A_h , and action $b_{a,lh}$ corresponds to activating LS l in subarea A_h . According to (25), if the attacker destroys a device and causes the number of devices in some clusters to drop below the required threshold, the strategy set of the defender will only include the actions of deploying a device that restores the number of devices in each affected cluster to the required threshold. Otherwise, the defender can choose to either change the CHs, change the LSs, deploy a new device, or deploy a new LS. The evolution of the attacker's state $\psi_{a,t}$ is given by

$$\mathcal{D}_a(t+1) = \begin{cases} \mathcal{D}_a(t) \setminus \{i\} & \text{if } a_t = a_{d,i}, b_t \neq b_{d,\tau h}, \\ \mathcal{D}_a(t), & \text{otherwise,} \end{cases} \quad (3)$$

$$\mathcal{L}_{a,h}(t+1) = \begin{cases} \mathcal{L}_{a,h}(t) \setminus \{l\} & \text{if } a_t = a_{L,lh}, b_t \neq b_{L,h}, \\ \mathcal{L}_{a,h}(t), & \text{otherwise,} \end{cases} \quad (4)$$

$$\mathcal{D}_{a,jh}(t+1) = \begin{cases} \mathcal{D}_{a,jh}(t) \setminus \{i\} & \text{if } a_t = a_{d,i}, i \in \mathcal{D}_{a,jh}(t) \\ & b_t \neq b_{d,\tau h}, \\ \mathcal{D}_{a,jh}(t), & \text{otherwise,} \end{cases} \quad (5)$$

$$f_{a,jh}(t+1) = \begin{cases} 0 & \text{if } a_t = a_{d,i}, i \in \mathcal{D}_{a,jh}(t), f_{a,jh}(t) = i, \\ & b_t \neq b_{c,i'jh} \\ i & \text{if } b_t = b_{c,i'jh}, a_t \in \mathcal{S}_a(\psi_t), i \in \mathcal{D}_{a,jh}(t), \\ f_{a,jh}(t), & \text{otherwise,} \end{cases} \quad (6)$$

$$s_{a,h}(t+1) = \begin{cases} 0 & \text{if } a_t = a_{L,lh}, s_{a,h}(t) = l, b_t \neq b_{a,lh}, \\ l & \text{if } b_t = b_{a,lh}, a_t \in \mathcal{S}_a(\psi_t), \\ s_{a,h}(t), & \text{otherwise.} \end{cases}$$

Similarly, the evolution of the defender's state $\psi_{d,t}$ is

$$\mathcal{D}_d(t+1) = \begin{cases} \mathcal{D}_d(t) \setminus \{i\} & \text{if } a_{t+1} = a_{d,i}, b_t \neq b_{d,\tau h}, \\ \mathcal{D}_d(t), & \text{otherwise,} \end{cases} \quad (8)$$

$$\mathcal{L}_{d,h}(t+1) = \begin{cases} \mathcal{L}_{d,h}(t) \setminus \{l\} & \text{if } a_{t+1} = a_{L,lh}, b_t \neq b_{L,h}, \\ \mathcal{L}_{d,h}(t), & \text{otherwise,} \end{cases} \quad (9)$$

$$\mathcal{D}_{d,jh}(t+1) = \begin{cases} \mathcal{D}_{d,jh}(t) \setminus \{i\} & \text{if } a_{t+1} = a_{d,i}, i \in \mathcal{D}_{d,jh}(t) \\ & b_t \neq b_{d,\tau h}, \\ \mathcal{D}_{d,jh}(t), & \text{otherwise,} \end{cases} \quad (10)$$

$$f_{d,jh}(t+1) = \begin{cases} 0 & \text{if } a_{t+1} = a_{d,i}, i \in \mathcal{D}_{d,jh}(t+1), \\ & f_{a,jh}(t+1) = i, b_t \in \mathcal{S}_{d,t}(\psi_t, a_t), \\ i & \text{if } b_t = b_{c,i'jh}, a_{t+1} \neq a_{d,i}, \\ f_{d,jh}(t), & \text{otherwise,} \end{cases} \quad (11)$$

$$s_{d,h}(t+1) = \begin{cases} 0 & \text{if } a_{t+1} = a_{L,lh}, s_{d,h}(t) = l, b_t \in \mathcal{S}_{d,t}(\psi_t, a_t), \\ l & \text{if } b_t = b_{a,lh}, a_{t+1} \neq a_{L,lh}, \\ s_{d,h}(t), & \text{otherwise.} \end{cases} \quad (12)$$

The attacker's payoff at each stage t is expressed in terms of its utility which is the sum $S_{D,t}(a_t, b_t, \psi_t)$ of weights of all nodes that will be disconnected from the GS, and the cost $C_{a,t}(a_t, b_t)$ of destroying node i , as follows:

$$P_{a,t}(a_t, b_t, \psi_t) = S_{D,t}(a_t, b_t, \psi_t) - \nu C_{a,t}(a_t, b_t, \psi_t), \quad (13)$$

where ν is a normalization constant. The defender's payoff at stage t is expressed in terms of its utility minus its costs. The costs include the sum of weights of disconnected nodes $S_{D,t}(a_t, b_t, \psi_t)$, the transmission time $\Lambda_t(a_t, b_t, \psi_t)$ required to deliver the information to the GS, and the cost of deploying a new node $C_{d,t}(a_t, b_t, \psi_t)$, as follows:

$$P_{d,t}(a_t, b_t, \psi_t) = U_{d,t}(a_t, b_t, \psi_t) - \eta S_{D,t}(a_t, b_t, \psi_t) - \mu \Lambda_t(a_t, b_t, \psi_t) - \lambda C_{d,t}(a_t, b_t, \psi_t), \quad (14)$$

where η , μ and λ are normalization constants. For readability, the expressions of $S_{D,t}(a_t, b_t)$, $\Lambda_t(a_t, b_t, \psi_t)$, $C_{a,t}(a_t, b_t, \psi_t)$,

$C_{d,t}(a_t, b_t, \psi_t)$ and $U_d(a_t, b_t, \psi_t)$ in terms of each pair of the attacker's and defender's pure strategies a_t and b_t are given in Appendix B.

To increase the uncertainty of its action and improve its payoff, the attacker will use a mixed strategy \mathbf{q}_t at each stage t , thus randomizing its choices across its pure strategies. The defender, on the other hand, responds with a pure strategy b_t [17]. It is assumed that the defender can perfectly observe the strategy of the attacker at each stage t . The objective of the attacker is then to find the optimal mixed strategies $\mathbf{q}_1, \mathbf{q}_2, \dots, \mathbf{q}_T$ that maximize the sum of its expected payoffs until stage T

$$(7) \max_{\mathbf{q}_1, \mathbf{q}_2, \dots, \mathbf{q}_T} \sum_{t=1}^T \sum_{a_t \in \mathcal{S}_{a,t}} q_{a_t} P_{a,t}(a_t, b_t, \psi_t) \text{ s.t. } \mathbf{1} \cdot \mathbf{q}_t = 1 \quad \forall t, \quad (15)$$

where q_{a_t} is the probability with which the attacker chooses action a_t . Similarly, the objective of the defender is to find the optimal strategies b_1, b_2, \dots, b_T that maximizes the sum of its expected payoffs up to stage T i.e.

$$(16) \max_{b_1, b_2, \dots, b_T} \sum_{t=1}^T \sum_{a_t \in \mathcal{S}_{a,t}} q_{a_t} P_{d,t}(a_t, b_t, \psi_t) \text{ s.t. } b_t \in \mathcal{S}_{d,t}(\psi_t, a_t) \quad \forall t.$$

Since the attacker's and the defender's actions are coupled to the current stage t and the state ψ_t , the *feedback Stackelberg equilibrium* will be used as a solution, as discussed next.

IV. FEEDBACK STACKELBERG SOLUTION

The FSE applies for situations in which the leader first chooses its strategy at time instant t , and then, the follower chooses its strategy based on the current state and the leader's action. In the proposed IoBT connectivity game, the strategy sets $\mathcal{S}_{a,t}(\psi_t)$ and $\mathcal{S}_{d,t}(\psi_t, a_t)$ of both the attacker and the defender depend on the current state ψ_t . Further, the defender strategy set $\mathcal{S}_{d,t}(\psi_t, a_t)$ at time instant t is dependent only on the attacker's action a_t at the current time instant t according to (25) [16]. Thus, the FSE is a suitable solution for our IoBT connectivity game. The FSE is subgame perfect and time consistent. Thus, at each stage t of the game, the FSE considers the immediate payoff at stage t as well as the expected sum of payoffs of the subsequent stages up to T , in contrast to static Stackelberg games which only consider the immediate payoff at stage t . Hence, the FSE solution is obtained recursively using dynamic programming and solving a Stackelberg game at each stage t of the game. Further, the dynamic nature of the FSE solution makes it adaptive to system changes at any instant t . In [18], it is shown that the FSE remains stable under stochastic Markovian perturbations of the system. The robustness and adaptability of the FSE solution is desirable for a dynamic IoBT system that is constantly subject to random changes due to adversarial conditions.

Let $\mathbf{q} = (\mathbf{q}_1, \mathbf{q}_2, \dots, \mathbf{q}_T)$ and $\mathbf{b} = (b_1, b_2, \dots, b_T)$ be respectively the strategy vectors of the attacker and the defender respectively. The FSE strategy will be

Definition 1. The strategy profile $(\mathbf{q}^*, \mathbf{b}^*)$ constitute a *feedback Stackelberg equilibrium* if $\forall \psi_t \in \mathcal{X}, t \in \mathcal{T}$,

$$\Omega_{a,t}(\mathbf{q}_t^*, \mathbf{b}_t^*, \psi_t) = \max_{\mathbf{q}_t \in \mathcal{M}_{a,t}} \max_{b_t \in \mathcal{R}^d(\mathbf{q}_t)} \Omega_{a,t}(\mathbf{q}_t, b_t, \psi_t), \quad (17)$$

where $\mathcal{M}_{a,t}$ is the space of mixed strategies of the attacker at stage t , $\Omega_{a,t}(\mathbf{q}_t, b_t, \psi_t)$ is the expected payoff of the attacker starting from stage t and for a state ψ_t , and $\mathcal{R}^d(\mathbf{q}_t)$ is the optimal strategy set of the defender to the mixed strategy \mathbf{q}_t of the attacker and is given by

$$\mathcal{R}^d(\mathbf{q}_t) = \{b'_t \text{ s.t. } b'_t = \arg \max_{b_t} \Omega_{d,t}(\mathbf{q}_t, b_t, \psi_t)\}, \quad (18)$$

for every $b_t \in \cap_{a_t \text{ s.t. } q_{a_t} > 0} S_{d,t}(\psi_t, a_t)$, where $\Omega_{d,t}(\mathbf{q}_t, b_t, \psi_t)$ is the expected payoff of the defender starting from stage t . At an FSE, the expected payoffs at stage t and for state ψ_t are computed recursively as

$$\begin{aligned} \Omega_{a,t}(\mathbf{q}_t, b_t, \psi_t) &= \sum_{a_t \in \mathcal{S}_{a,t}} q_{a_t} \Omega_{a,t+1}(\mathbf{q}_{t+1}^*, b_{t+1}^*, \psi_{t+1}(a_t, b_t)) \\ &+ \sum_{a_t \in \mathcal{S}_{a,t}} q_{a_t} P_{a,t}(a_t, b_t), \end{aligned} \quad (19)$$

$$\begin{aligned} \Omega_{d,t}(\mathbf{q}_t, b_t, \psi_t) &= \sum_{a_t \in \mathcal{S}_{a,t}} q_{a_t} \Omega_{d,t+1}(\mathbf{q}_{t+1}^*, b_{t+1}^*, \psi_{t+1}(a_t, b_t)) \\ &+ \sum_{a_t \in \mathcal{S}_{a,t}} q_{a_t} P_{d,t}(a_t, b_t), \end{aligned} \quad (20)$$

with $\Omega_{a,T+1} = 0$, $\Omega_{d,T+1} = 0$. From (18) and (20), we can directly find the optimal action of the defender for a given attacker action at stage t as follows.

Remark 1. Given an attacker strategy profile \mathbf{q}_t , the defender chooses the action b'_t such that

$$\begin{aligned} &\sum_{a_t \in \mathcal{S}_{a,t}} q_{a_t} (P_{d,t}(a_t, b_t) + \Omega_{d,t+1}(\mathbf{q}_{t+1}^*, b_{t+1}^*, \psi_{t+1}(a_t, b_t))) \\ &\leq \sum_{a_t \in \mathcal{S}_{a,t}} q_{a_t} (P_{d,t}(a_t, b'_t) + \Omega_{d,t+1}(\mathbf{q}_{t+1}^*, b_{t+1}^*, \psi_{t+1}(a_t, b'_t))), \\ &\forall b_t \in \cap_{a_t \text{ s.t. } q_{a_t} > 0} S_{d,t}(\psi_t, a_t). \end{aligned} \quad (21)$$

In order to find the optimal mixed strategy of the attacker (i.e. the leader) at each stage t , the leader usually solves a linear program for each particular strategy b'_t chosen by the follower (as in [19]). Then, it chooses, as optimal solution, the mixed strategy of the optimization problem that has the highest payoff. The proposed solution in [19] is considered when the leader and follower's actions are not coupled. However, in our problem and as shown in (25), the follower's strategy set is coupled to the network state ψ_t and to the attacker's action a_t . In other words, if the follower chooses action b'_t as its optimal action and when the network state ψ_t , it means that the attacker has chosen its action from the subset $\mathcal{S}'_{a,t}(b'_t, \psi_t)$ of the strategy set $\mathcal{S}_{a,t}$. We define $\mathcal{J}_{\psi_{a,t}} = \{(j, h) \text{ s.t. } N_{a,jh}(t) = N_{th,jh}\}$. Then, the set $\mathcal{S}'_{a,t}(b'_t, \psi_t)$ is obtained as

$$\mathcal{S}'_{a,t}(b'_t, \psi_t) = \begin{cases} \mathcal{S}_{a,t} \setminus \mathcal{R}_{a,t}, & \text{if } \mathcal{J}_{\psi_{a,t}} \neq \emptyset, b'_t \in \mathcal{V}_t, \\ \mathcal{S}_{a,t}, & \text{otherwise,} \end{cases} \quad (22)$$

where $\mathcal{R}_{a,t} = \{a_{d,i} \text{ s.t. } i \in \mathcal{D}_{jh}(t), (j, h) \in \mathcal{J}_{\psi_{a,t}}\}$, $\mathcal{V}_t = \mathcal{Q}_d \setminus \{b_{d,ih}, \forall i \text{ s.t. } j \in \mathcal{H}_i \forall j \in \mathcal{Y}_{ih}(t)\}$, the set $\mathcal{Y}_{ih}(t) = \{j \in \mathcal{I} \mid i \in \mathcal{D}_{a,jh}(t), N_{d,jh}(t) < N_{th,jh}\}$, and the set \mathcal{Q}_d is defined in (2). Thus, at each stage t , the attacker solves the

following linear program for each strategy b'_t of the defender and given a network state ψ_t

$$\begin{aligned} &\max_{q_{a,t}} \sum_{a_t \in \mathcal{S}'_{a,t}(b'_t, \psi_t)} q_{a_t} (P_{a,t}(a_t, b'_t) + \Omega_{a,t+1}(\mathbf{q}_{t+1}^*, b_{t+1}^*, \psi_{t+1}(a_t, b'_t))), \\ &\text{s.t.} \quad \sum_{a_t \in \mathcal{S}'_{a,t}(b'_t, \psi_t)} q_{a_t} = 1, \\ &\forall b_t, \quad \sum_{a_t \in \mathcal{S}'_{a,t}(b'_t, \psi_t)} q_{a_t} (P_{d,t}(a_t, b_t) + \Omega_{d,t+1}(\mathbf{q}_{t+1}^*, b_{t+1}^*, \psi_{t+1}(a_t, b_t))) \\ &\leq \sum_{a_t \in \mathcal{S}'_{a,t}(b'_t, \psi_t)} q_{a_t} (P_{d,t}(a_t, b'_t) + \Omega_{d,t+1}(\mathbf{q}_{t+1}^*, b_{t+1}^*, \psi_{t+1}(a_t, b'_t))) \end{aligned} \quad (23)$$

In the proposed linear program, for each strategy b'_t of the defender and for a given state ψ_t , the attacker determines the optimal probability for each one of its actions according to (23) while taking into account the best response of the defender defined in (21). The proposed linear program holds under the assumption that the attacker has full knowledge of the defender's actions and payoffs at each time epoch t . The conditions under which the IoBT network remains connected are derived in the following section.

V. CONNECTIVITY CONDITIONS

In the IoBT, maintaining connectivity at any time is critical for the successful operation of the network. Thus, the safety objective of connectivity games is more suitable to the IoBT than the reachability objective. In our game, the connectivity of the IoBT network is maintained at each stage t if the attacker does not choose an action that causes disconnection. Disconnection occurs if neither a cluster nor an entire subarea gets disconnected from the GS. To determine the connectivity conditions under which the IoBT network remains connected, when the FSE solution is used, we first determine, for each action b'_t of the defender, the set $\mathcal{Z}_D(b'_t)$ of attacker's actions that cause disconnection:

$$\mathcal{Z}_D(b'_t) = \mathcal{S}'_{a,t}(b'_t, \psi_t) \cap \begin{cases} \mathcal{V}_1, & \text{if } b'_t = b_{c,ijh}, \\ \mathcal{V}_2, & \text{if } b'_t = b_{d,\tau h}, \\ \mathcal{V}_3, & \text{if } b'_t = b_{a,lh}, \\ \mathcal{V}_4, & \text{if } b'_t = b_{L,h}. \end{cases} \quad (24)$$

where the set $\mathcal{V}_1 = \{a_{f_{j'h'}(t)}, j' \neq j \text{ or } h' \neq h\} \cup \{a_{s_h(t)}, \forall h\}$, $\mathcal{V}_2 = \{a_{f_{jh}(t)}, \forall j, h\} \cup \{a_{s_h(t)}, \forall h\}$, $\mathcal{V}_3 = \{a_{f_{jh}(t)}, \forall j, h\} \cup \{a_{s'_h(t)}, h' \neq h\}$ and $\mathcal{V}_4 = \{a_{f_{jh}(t)}, \forall j, h\} \cup \{a_{s_h(t)}, \forall h\}$.

Thus, given that the optimal action of the defender is b'_t , disconnection does not occur if the attacker does not choose an action from the set $\mathcal{Z}_D(b'_t)$. Let $F_{d,t}(a_t, b_t) = P_{d,t}(a_t, b_t) + \Omega_{d,t+1}(\mathbf{q}_{t+1}^*, b_{t+1}^*, \psi_{t+1}(a_t, b_t))$ and $F_{a,t}(a_t, b_t) = P_{a,t}(a_t, b_t) + \Omega_{a,t+1}(\mathbf{q}_{t+1}^*, b_{t+1}^*, \psi_{t+1}(a_t, b_t))$. The following proposition provides sufficient conditions for the IoBT network to remain connected when the FSE solution is used.

Proposition 1. The proposed FSE solution $(\mathbf{q}^*, \mathbf{b}^*)$ maintains connectivity of the IoBT network if for every $\psi_t \in \mathcal{X}$, $t \in \mathcal{T}$. For each attacker's action a_t^d in $\mathcal{Z}_D(b_t^*)$, there exists a_t^n in $\mathcal{S}'_{a,t}(b_t^*, \psi_t) \setminus \mathcal{Z}_D(b_t^*)$ in which one of the following conditions hold:

- 1) $\mathcal{B}_{3,t}(b_t^*) = \emptyset$.

- 2) If $\mathcal{B}_{1,t}(b_t^*) \cup \mathcal{B}_{2,t}(b_t^*) \neq \phi$, $W \cdot F_{a,t}(a_t^n, b_t^*) > F_{a,t}(a_t^d, b_t^*)$.
- 3) If $\mathcal{B}_{1,t}(b_t^*) \neq \phi$, $\mathcal{B}_{2,t}(b_t^*) \neq \phi$, and $\min_{b_t \in \mathcal{B}_{1,t}(b_t^*)} \frac{F_{d,t}(a_t^d, b_t) - F_{d,t}(a_t^d, b_t^*)}{F_{d,t}(a_t^n, b_t) - F_{d,t}(a_t^n, b_t^*)} < 1$,
 $\arg \min_{b_t \in \mathcal{B}_{1,t}(b_t^*)} \frac{F_{d,t}(a_t^d, b_t) - F_{d,t}(a_t^d, b_t^*)}{F_{d,t}(a_t^n, b_t) - F_{d,t}(a_t^n, b_t^*)}$
 $\leq \arg \max_{b_t \in \mathcal{B}_{2,t}(b_t^*)} \frac{F_{d,t}(a_t^d, b_t) - F_{d,t}(a_t^d, b_t^*)}{F_{d,t}(a_t^n, b_t) - F_{d,t}(a_t^n, b_t^*)}$.
- 4) If $\mathcal{B}_{1,t}(b_t^*) \neq \phi$, $\mathcal{B}_{2,t}(b_t^*) \neq \phi$, and $\min_{b_t \in \mathcal{B}_{1,t}(b_t^*)} \frac{F_{d,t}(a_t^d, b_t) - F_{d,t}(a_t^d, b_t^*)}{F_{d,t}(a_t^n, b_t) - F_{d,t}(a_t^n, b_t^*)} \geq 1$,
 $\arg \max_{b_t \in \mathcal{B}_{2,t}(b_t^*)} \frac{F_{d,t}(a_t^d, b_t) - F_{d,t}(a_t^d, b_t^*)}{F_{d,t}(a_t^n, b_t) - F_{d,t}(a_t^n, b_t^*)} \geq 1$.
- 5) If $\mathcal{B}_{1,t}(b_t^*) \cup \mathcal{B}_{2,t}(b_t^*) = \phi$, $F_{a,t}(a_t^n, b_t^*) > 0$.

where

$$\begin{aligned} \mathcal{B}_{1,t}(b_t^*) &= \{b_t \in \mathcal{S}_{dn,t} \mid F_{d,t}(a_t^n, b_t) - F_{d,t}(a_t^n, b_t^*) \geq 0, F_{d,t}(a_t^d, b_t) - F_{d,t}(a_t^d, b_t^*) \geq 0\}, \\ \mathcal{B}_{2,t}(b_t^*) &= \{b_t \in \mathcal{S}_{dn,t} \mid F_{d,t}(a_t^n, b_t) - F_{d,t}(a_t^n, b_t^*) < 0, F_{d,t}(a_t^d, b_t) - F_{d,t}(a_t^d, b_t^*) \leq 0\}, \\ \mathcal{B}_{3,t}(b_t^*) &= \{b_t \in \mathcal{S}_{dn,t} \mid F_{d,t}(a_t^n, b_t) - F_{d,t}(a_t^n, b_t^*) \geq 0, F_{d,t}(a_t^d, b_t) - F_{d,t}(a_t^d, b_t^*) < 0\}, \\ \mathcal{S}_{dn,t} &= \mathcal{S}_{d,t}(\psi_t, a_t^d) \cap \mathcal{S}_{d,t}(\psi_t, a_t^n), \end{aligned}$$

$$W = \frac{F_{d,t}(a_t^d, b_t^m) - F_{d,t}(a_t^d, b_t^*)}{F_{d,t}(a_t^n, b_t^m) - F_{d,t}(a_t^n, b_t^*)},$$

$$b_t^m = \begin{cases} \arg \min_{b_t \in \mathcal{B}_{1,t}(b_t^*)} \frac{F_{d,t}(a_t^d, b_t) - F_{d,t}(a_t^d, b_t^*)}{F_{d,t}(a_t^n, b_t) - F_{d,t}(a_t^n, b_t^*)}, & \text{if } C_1(b_t^*), \\ \arg \max_{b_t \in \mathcal{B}_{2,t}(b_t^*)} \frac{F_{d,t}(a_t^d, b_t) - F_{d,t}(a_t^d, b_t^*)}{F_{d,t}(a_t^n, b_t) - F_{d,t}(a_t^n, b_t^*)}, & \text{if } C_2(b_t^*), \end{cases}$$

the condition $C_1(b_t^*) = \mathcal{B}_{1,t}(b_t^*) \neq \phi$, $\mathcal{B}_{1,t}(b_t^*) = \phi$, the condition $C_2(b_t^*) = \mathcal{B}_{2,t}(b_t^*) \neq \phi$, and the set \mathcal{Q}_d is defined in (2).

Proof. Since the attacker uses mixed strategies in our problem, disconnection does not occur at stage t if $q_{a_t} = 0$ for every a_t in $\mathcal{Z}_D(b_t^*)$, i.e. the actions in $\mathcal{Z}_D(b_t^*)$ are dominated. In [20, Corollary 4], the conditions are derived for the case in which a variable has a zero value in any optimal solution for a given linear program. In particular, given a linear program of the form $\max \sum_{j=1}^n c_j x_j$ s.t. $\sum_{j=1}^n a_{ij} x_j \leq b_j$, $x_j \geq 0$, the variable $x_r = 0$ in the optimal solution of the linear program if there exists $q \neq r$ such that one of the following conditions hold:

- 1) $I_3 \neq \phi$,
- 2) If $I_1 \cup I_2 \neq \phi$ then $Hc_q \leq c_r$
- 3) If $I_1 \neq \phi$ and $I_2 \neq \phi$ then $\min_{i \in I_1} \lfloor \frac{a_{ir}}{a_{iq}} \rfloor \geq \max_{i \in I_2} \frac{a_{ir}}{a_{iq}}$
- 4) if $I_1 \cup I_2 = \phi$ then $c_q > 0$,

where $I_1 = \{i \mid a_{iq} > 0 \text{ and } a_{ir} \geq 0\}$, $I_2 = \{i \mid a_{iq} < 0 \text{ and } a_{ir} \leq 0\}$, $I_3 = \{i \mid a_{iq} \geq 0 \text{ and } a_{ir} < 0\}$,

$$k = \begin{cases} \arg \min \frac{a_{ir}}{a_{iq}} & \text{if } I_1 \neq \phi, \\ \arg \max \frac{a_{ir}}{a_{iq}} & \text{if } I_1 = \phi \text{ and } I_2 \neq \phi \end{cases}$$

$$H = \begin{cases} \lfloor \frac{a_{kr}}{a_{kq}} \rfloor & \text{if } I_1 \neq \phi, \\ \arg \max \frac{a_{kr}}{a_{kq}} & \text{if } I_1 = \phi \text{ and } I_2 \neq \phi \end{cases}$$

Thus, by applying these conditions to each q_{a_t} in $\mathcal{Z}_D(b_t^*)$ our proposed linear program in (23), the result follows. \square

Proposition 1 shows that maintaining connectivity at each time epoch t depends on the payoffs of the attacker and the defender. Further, the payoff of the defender in (14) depends on the IoBT network parameters. For example, the time required to deliver the information to the GS is a function of the IoBT network capacity, as shown in Appendix B, which can be controlled by adjusting the transmission bandwidth in a wireless setting. Thus, in order to maintain connectivity at each time epoch t , the IoBT operator adjusts its payoffs such that one of the conditions in Proposition 1 is met.

VI. SIMULATION RESULTS AND ANALYSIS

For our simulations, we consider an IoBT network containing 1000 devices of seven types: Type 1 corresponds to a radiological sensor, type 2 corresponds to a chemical sensor, type 3 corresponds to an infrared (IR) camera, type 4 corresponds to an explosives detector, type 5 corresponds to a surveillance camera, type 6 corresponds to a military robot containing a chemical sensor, a radiological sensor, an infrared camera and an explosives detector, and type 7 corresponds to a military unmanned vehicle containing a surveillance camera, an IR camera, a radiological sensor and a chemical sensor. The number of subareas considered is $H = 5$. The number of LSs available in each subarea is $L_h = 2$, the weight of each LS i is set to $w_{L,i} = 15$, which is chosen to be greater than the weight of any of the devices at a lower hierarchy level. The threshold on the number of sensors in each cluster \mathcal{D}_{jh} is set to $N_{th,jh} = 15$. The normalizing coefficients are set to: $\mu = 100$, $\nu = 1$, and $\lambda = 1$. The costs of deploying a device of type τ and an LS are set to be $d_\tau = 0.5N_\tau$ and $d_L = 50$. All normalization constants and cost values are chosen such that the costs are comparable to the number of sensors. For detailed analysis, the following scenarios are considered:

- 1) The cost of compromising an LS c_L is varied between 0 and 200 in steps of 50. The considered value of the cost c_{aL} of determining the activated LS by the attacker is set to 0. The maximum number of stages considered is $T = 1, 2, 3$, where $T = 1$ corresponds to the case of Stackelberg equilibrium with no feedback (NFSE). The cost of determining the CH is set to be $c_{CH} = 20$ while the cost of compromising a device of type τ is set to be $c_\tau = 0.5N_\tau$.
- 2) The cost of finding the CH is varied between 0 and 100 in steps of 20. The costs of compromising an LS and determining the activated LS (c_{aL}, c_L) is set to (100, 50). The maximum number of stages considered are $T = 1, 2, 3$.
- 3) The maximum number of stages T is varied between 1 and 5 in steps of 1. The considered cost values are $c_\tau = 0.5N_\tau$ and $c_{CH} = 20$, and the LS costs (c_{aL}, c_L) are set to (0, 50) and (150, 50), respectively.

Fig. 2 shows, for the NFSE, the FSE, and a baseline policy which assigns equal probabilities to attacking the activated LSs, the average probability p_H of attacking the LS in the subarea with the highest weight as a function of the cost c_L of compromising an LS. Fig. 2 first shows that the NFSE probability of attacking the activated LS with the highest

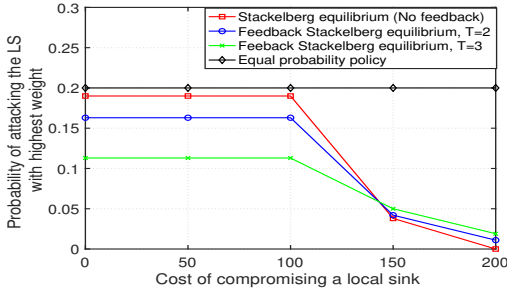


Fig. 2: Probability of attacking the LS with the highest weight vs the cost of compromising an LS

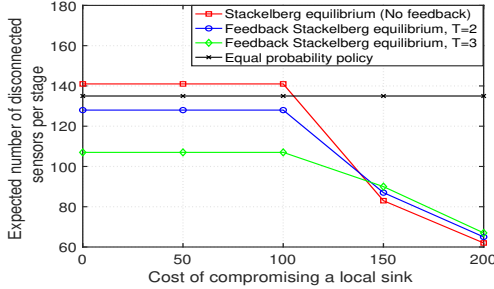


Fig. 3: Expected number of disconnected nodes respectively vs the cost of compromising an LS

weight is 0.19 for c_L values less than 100. In this case, the attacker's payoff obtained from attacking any activated LS is considerably higher than the attacker's payoff achieved from attacking any other device. Thus, the attacker chooses to compromise only the five activated LSs. As a result, the NFSE mixed strategy of the attacker is comparable to the equal probability policy. As c_L increases to 150, the payoffs achieved by attacking an activated LS and the CHs become comparable, and the attacker chooses to attack both the LSs and the CHs. Thus, the probability of attacking the LS with highest weight decreases to 0.09. When c_L increases further to 200, the payoff resulting from attacking an activated LS becomes considerably lower than the payoff achieved by attacking any of the CHs, and, thus, the attacker chooses to attack only the CHs. Next, when using the FSE with $T = 2$, the FSE probability of attacking the activated LS with the highest weight decreases to 0.163 for c_L values less than 100. This is due to the fact that, by using a FSE, the attacker, as well as the defender, will take into account the expected sum of payoffs from $t + 1$ to T , when computing the FSE probabilities at time t according to (19). Thus, the attacker's payoff received from an attack on any IoBT node increases compared to the NFSE case, which results in increasing the probability of attacking some of the IoBT nodes which are not LSs. Hence, the probability of attacking the LS having the highest weight decreases. Then, the probability of attacking the LS with the highest weight decreases as c_L increases to 200. However, the probability is higher than the case of the NFSE. This is because the expected sum of payoffs achieved by attacking the LS with highest weight increases compared to the NFSE according to (19). Finally, when using the FSE with $T = 3$ and for c_L values less than 100, the probability p_H decreases to 0.112 compared

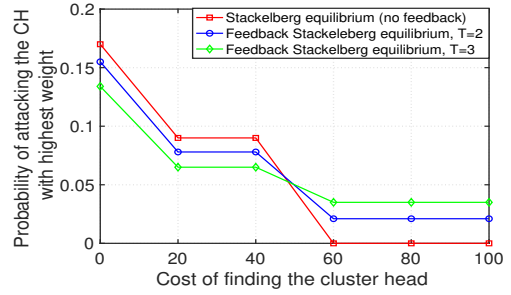


Fig. 4: Probability of attacking the CH with the highest weight vs the cost of compromising an LS

to the case with $T = 2$. This is because the expected payoff of attacking any IoBT node increases with the number of stages according to (19), which causes p_H to decrease. Then, as c_L increases to 200, p_H decreases, but it remains higher than the case when $T = 2$, since the expected sum of payoffs received from attacking the LS with the highest weight increases with T .

Fig. 3 shows the average number N_D of disconnected sensors per stage resulting from the NFSE, the FSE, and the equal probability policy as function of the cost of compromising an LS. First, using the NFSE and when $c_L \leq 100$, the expected number of disconnected sensors is 141 since the attacker chooses to compromise only the activated LSs. Also, the expected number of disconnected sensors is slightly higher than when the attacker chooses to attack each of the activated LSs with equal probability, since this policy is not optimal. Fig. 3 also shows that, for $c_L = 150$, the expected number of disconnected sensors decreases to 83 since the attacker chooses to compromise either the LSs or the CHs. Thus, the value of the expected number of disconnected sensors drops below the value of the equal probability policy. When c_L increases to 200, the expected number of disconnected sensors decreases to 62 since the attacker will now compromise CHs. Next, using FSE with $T = 2$ and for $c_L < 100$, N_D decreases by 9% compared to NFSE, since p_H decreases as shown in Fig. 2. Then, as c_L increases to 200, the expected number of disconnected sensors decreases yet becomes higher than the NFSE case since p_H is higher according to Fig. 2. Finally, when using the FSE with $T = 3$, the expected number N_D is 107 when $c_L < 100$. This is because, for the considered cost values, the probability p_H decreases with T as shown in Fig. 2. Then, as c_L increases to 200, the expected number of disconnected sensors decreases, but it remains greater than the case in which $T = 2$. This is due to the fact that the probability p_H increases with T when c_L is greater than 150 as shown in Fig. 2.

Fig 4 shows the average probability $p_{c,\max}$ of attacking the CH of the cluster with highest number of sensors resulting from the NFSE and the FSE versus the cost of finding the CH. Using NFSE and when c_{CH} is 0, $p_{c,\max}$ is 0.17 since the payoffs resulting from an attack on the CHs are the highest. As the value of c_{CH} increases to 40, $p_{c,\max}$ decreases to 0.09 since the attacker chooses to compromise both LSs and CHs. Then, $p_{c,\max}$ becomes zero as c_{CH} increases up to 100 since the payoffs achieved by compromising the CHs

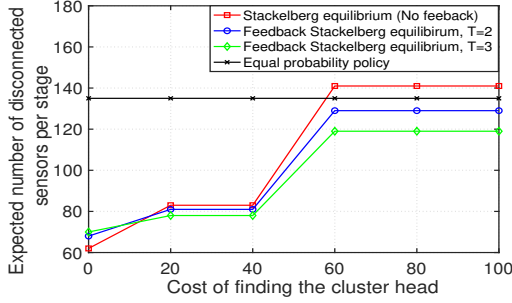


Fig. 5: Expected number of disconnected sensors per stage vs the cost of finding the CH

will be considerably lower than the payoffs obtained from compromising the LSs. Hence, in this case, the attacker will be compromising the LSs. Next, using the FSE with $T = 2$ and when c_{CH} is 0, $p_{c,max}$ is 0.155. Then, when c_{CH} increases up to 40, $p_{c,max}$ decreases to 0.078. Thus, when c_{CH} is less than 40, the value of $p_{c,max}$ is less than its value when NFSE is used. This is because the expected sum of payoffs achieved by attacking any IoBT node is higher than the NFSE according to (19), which yields a decrease in the probability $p_{c,max}$. As c_L increases from 40 to 100, $p_{c,max}$ decreases yet its value becomes higher than the NFSE. This is because the expected sum of payoffs received from attacking a CH, when using the FSE, is higher than the case in which the NFSE is used, which causes the probability to remain positive. Finally, when using the FSE with $T = 3$, $p_{c,max}$ varies similar to the case in which $T = 2$. However, for c_{CH} less than 40, $p_{c,max}$ is smaller than the case when $T = 2$ since the expected sum of payoffs achieved by attacking any IoBT node increases with T . Also, for c_{CH} greater than 40, $p_{c,max}$ is higher than the case when $T = 2$ since the expected sum of payoffs obtained from attacking a CH increases with T according to (19). Finally, Fig. 4 shows that, for the equal probability policy, the probability of attacking a CH is zero since the attacker only compromises the activated LSs.

Fig. 5 shows, for both the FSE and the equal probability policy, the average number of disconnected sensors N_D per stage versus the cost of finding the CH. When using the NFSE and when $c_{CH} = 0$, the expected number of disconnected sensors is 63 since the attacker will be compromising the CHs. Then, the expected number of disconnected sensors is 82 as the value of c_{CH} increases to 40, since the attacker will choose proper (non-deterministic) mixed strategies over both the LSs and CHs. Then, as c_{CH} becomes higher than 40, the expected number of disconnected sensors increases to 141 and exceeds the value of the equal probability policy since the attacker will be compromising the activated LSs and the equal probability policy is not optimal. Next, when using the FSE with $T = 2$ and when $c_{CH} = 0$, the expected number of disconnected sensors N_D is 65. In this case, the value of N_D is slightly higher than the one resulting from the NFSE since the probability of attacking an LS is positive with FSE. As c_{CH} increases to 40, the value of N_D increases to 81. Then, as c_{CH} increases to 100, the value of N_D increases to 129. For c_{CH} values higher than 40, the value of N_D resulting from FSE is lower than the NFSE case since the probability

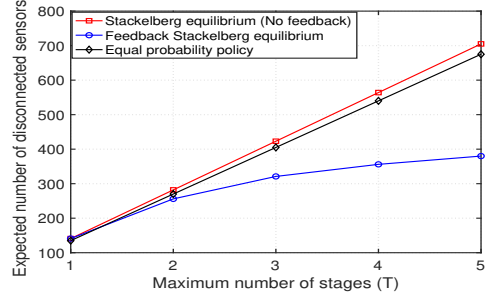


Fig. 6: Expected number of disconnected nodes respectively vs number of stages

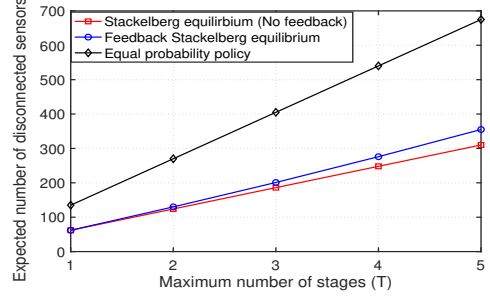


Fig. 7: Expected number of disconnected nodes respectively vs number of stages

of attacking a device which is not a CH is positive with FSE. When using the FSE with $T = 3$, the value of N_D varies as function of c_{CH} in a similar way as when $T = 2$. Yet, when c_{CH} is 0, the value of N_D is slightly higher than when $T = 2$. This is because in this case the probability of attacking an LS increases with T . Also, for c_{CH} values greater than 40, the value of N_D is lower than when $T = 2$ since the probability of attacking a device which is not a CH increases with T for the considered cost values.

Figs. 6 shows, for the case when the LSs costs (c_{aL}, c_L) are (0, 50), the expected number of disconnected sensors versus the maximum number of stages T when FSE, the NFSE, and the equal probability policy are used, respectively. The NFSE solution corresponds to finding the Stackelberg equilibrium for a one stage game played at each time epoch t ($1 \leq t \leq T$). In Fig. 6, the expected number of disconnected sensors increases with the maximum number of stages using the three solutions. However, the expected number of disconnected sensors, when the FSE is used, increases at a rate considerably slower than when either the NFSE or the equal probability power policy are used. Thus, the results confirm that, using the FSE, the number of disconnected sensors per stage decreases with T as opposed to the NFSE in which the attacker chooses its mixed strategy only over the LSs. The decrease in the number of disconnected sensors when using the FSE reaches up to 43% compared to the equal probability policy and up to 46% compared to the Stackelberg equilibrium with no feedback, when T is 5.

Fig. 7 shows, for the case when the LSs costs (c_{aL}, c_L) are (150, 50), the expected number of disconnected sensors versus the maximum number of stages T when FSE, the NFSE solution, and the equal probability policy are used, respectively. In this case, the expected number of disconnected sensors also

increases with the maximum number of stages using the three solutions. However, the number of disconnected sensors using the FSE is slightly higher than the case of NFSE. This is due to the fact that, in the case of no feedback, the attacker's mixed strategy does not include attacking the LSs whereas, using the FSE, the attacker's mixed strategy includes attacking the LSs, and the probability of attacking the LSs increases with the number of stages. The increase in the number of disconnected sensors reaches up to 14% when T is 5. Nonetheless, the number of disconnected sensors, using the FSE, decreases by 47% compared to the equal probability policy.

Thus, Figs. 6 and 7 show that the FSE yields a significant decrease in the number of disconnected sensors when the LS costs are low. The performance is slightly degraded compared to the NFSE when the costs of attacking the LSs increase. However, the number of disconnected sensors remains significantly lower than the equal probability policy.

VII. CONCLUSION

In this paper, we have considered the connectivity problem in an Internet of Battlefield Things network in which an adversary attempts to cause disconnection by compromising one of the IoBT nodes at each time epoch while a defender tries to restore the connectivity of the IoBT by deploying new IoBT nodes or changing the roles of nodes. We have formulated the problem as a multistage Stackelberg game in which the attacker is the leader and the defender is the follower. Due to the reliance of the attacker's and the defender's actions on the network state at each stage t , we have adopted the feedback Stackelberg equilibrium to solve the game. We have obtained sufficient condition to maintain connectivity at each stage t when the FSE solution is used. Numerical results show that the expected number of disconnected sensors, when the FSE solution is used, decreases up to 46% compared to a baseline scenario in which a Stackelberg game with no feedback is used, and up to 43% compared to a baseline equal probability policy.

REFERENCES

- [1] N. Suri, M. Tortonesi, J. Michaelis, P. Budulas, G. Benincasa, S. Russell, C. Stefanelli, and R. Winkler, "Analyzing the applicability of internet of things to the battlefield environment," in Proc. of *International Conference on Military Communications and Information Systems (ICMCIS)*, Brussels, Belgium, May 2016, pp. 1-8.
- [2] M. Tortonesi, A. Morelli, M. Govoni, J. Michaelis, N. Suri, C. Stefanelli, and S. Russell, "Leveraging Internet of Things within the military network environment — Challenges and solutions," in Proc. of *IEEE World Forum on Internet of Things (WF-IoT)*, Reston, VA, Dec. 2016, pp. 111-116.
- [3] P. P. Ray, "Towards an Internet of Things based architectural framework for defence," in Proc. of *International Conference on Control, Instrumentation, Communication and Computational Technologies (ICCICCT)*, Dec. 2015, Kumaracoil, India, pp. 411-416.
- [4] W. H. Lee, J. Choi, J. H. Lee, Y. H. Kim and S. C. Kim, "Distributed Power Control-Based Connectivity Reconstruction Game in Wireless Localization," in *IEEE Communications Letters*, vol. 21, no. 2, pp. 334-337, Feb. 2017.
- [5] A. Roy, A. Mondal and S. Misra, "Connectivity Re-establishment in the Presence of Dumb Nodes in Sensor-Cloud Infrastructure: A Game Theoretic Approach," in Proc. of *IEEE 6th International Conference on Cloud Computing Technology and Science, Singapore*, Dec. 2014, Singapore, Singapore pp. 847-852.
- [6] L. Goratti, T. Baykas, T. Rasheed and S. Kato, "NACRP: A Connectivity Protocol for Star Topology Wireless Sensor Networks," in *IEEE Wireless Communications Letters*, vol. 5, no. 2, pp. 120-123, Apr. 2016.

- [7] R. Dou and G. Nan, "Optimizing Sensor Network Coverage and Regional Connectivity in Industrial IoT Systems," in *IEEE Systems Journal*, no. 99, pp. 1-10, May 2017.
- [8] Z. Xu, L. Chen, C. Chen and X. Guan, "Joint Clustering and Routing Design for Reliable and Efficient Data Collection in Large-Scale Wireless Sensor Networks," in *IEEE Internet of Things Journal*, vol. 3, no. 4, pp. 520-532, Aug. 2016.
- [9] X. Zhao, Y. Zhang, C. Jiang, J. Yuan and J. Cao, "Mobile-Aware Topology Control Potential Game: Equilibrium and Connectivity," in *IEEE Internet of Things Journal*, vol. 3, no. 6, pp. 1267-1273, Dec. 2016.
- [10] P. Y. Chen, S. M. Cheng and K. C. Chen, "Information Fusion to Defend Intentional Attack in Internet of Things," in *IEEE Internet of Things Journal*, vol. 1, no. 4, pp. 337-348, Aug. 2014.
- [11] Y. Han, Y. Chen, B. Wang and K. J. Ray Liu, "Enabling Heterogeneous Connectivity in Internet of Things: A Time-Reversal Approach," in *IEEE Internet of Things Journal*, vol. 3, no. 6, pp. 1036-1047, Dec. 2016.
- [12] S. Grüner, F. G. Radmacher, and W. Thomas, "Connectivity games over dynamic networks," in *Theoretical Computer Science*, vol. 493, Jul. 2013, pp. 46-65.
- [13] Y. Zhang, J. Zheng, and M. Ma, *Handbook of Research on Wireless Security*, Information Science Reference, 2008.
- [14] Z. Han, D. Niyato, W. Saad, T. Başar, and A. Hjørungnes, *Game Theory in Wireless and Communication Networks: Theory, Models, and Applications*, Cambridge University Press, 2012.
- [15] W. Pawgasame, "A survey in adaptive hybrid wireless Sensor Network for military operations," in Proc. of *2016 Second Asian Conference on Defence Technology (ACDT)*, Chiang Mai, Thailand, Jan. 2016, pp. 78-83.
- [16] T. Başar and G. J. Olsder, *Dynamic Noncooperative Game Theory, 2nd Edition*, Society for Industrial and Applied Mathematics, 1998.
- [17] B. An, M. Tambe, A. Sinha, "Stackelberg Security Games (SSG) Basics and Application Overview", in *Improving Homeland Security Decisions*, Cambridge University Press, 2016.
- [18] T. Başar and A. Haurie, "Feedback equilibria in differential games with structural and modal uncertainties," *Advances in Large Scale Systems*, ch. 1, pp. 163-201. JAE Press Inc., Connecticut, May 1984.
- [19] V. Conitzer, "On Stackelberg mixed strategies," *Synthese*, vol. 193, no. 3, pp. 689-703, Mar. 2016.
- [20] D. A. Babayev and S. S. Mardanov, "Reducing the number of variables in Integer and Linear Programming Problems," in *Computational Optimization and Applications*, vol. 3, no. 2, pp. 99-109, May 1994.

APPENDIX

APPENDIX A: SUMMARY OF NOTATION

\mathcal{D}	Set of IoBT devices.
\mathcal{K}	Set of devices' types.
\mathcal{K}	Size of set \mathcal{K}
\mathcal{I}	Set of information types.
\mathcal{M}	Size of set \mathcal{I}
N_τ	Number of devices of type τ .
\mathcal{H}_τ	Information set of a device of type τ .
A_h	IoBT subarea h .
\mathcal{D}_{jh}	Cluster sensing information j in subarea A_h .
$N_{th,jh}$	Minimum required number of sensors in cluster \mathcal{D}_{jh} .
w_i	Weight of device i .
$w_{L,i}$	Weight of LS i .
\mathcal{L}_h	Set of LSs in subarea A_h .
c_τ	Cost of compromising a device of type τ .
c_L	Cost of compromising an LS.
c_{CH}	Cost of determining the cluster head.
c_{aL}	Cost of determining the activated LS.
d_τ	Cost of deploying a device of type τ .
d_L	Cost of deploying an LS.
\mathcal{P}	Set of players.
\mathcal{T}	Set of stages.
\mathcal{X}	State space.
$\mathcal{S}_{a,t}$	Attacker's strategy set at time t .
$\mathcal{S}_{d,t}$	Defender's strategy set at time t .
ψ_t	State of the game at time t .

- $\psi_{a,t}$ Network observed by the attacker at time t .
 $\mathcal{D}_a(t)$ Set of devices in $\psi_{a,t}$.
 $\mathcal{D}_{a,jh}(t)$ Cluster \mathcal{D}_{jh} in $\psi_{a,t}$.
 $f_{a,jh}(t)$ Index of the device that is CH of cluster $\mathcal{D}_{a,jh}(t)$.
 $\mathcal{L}_{a,h}(t)$ Set of LSs in subarea A_h at time t .
 $s_{a,h}(t)$ Index of the activated LS in $\mathcal{L}_{a,h}(t)$.
 $\psi_{d,t}$ Network observed by the defender at time t .
 $\mathcal{D}_d(t)$ Set of devices in $\psi_{d,t}$.
 $\mathcal{D}_{d,jh}(t)$ Cluster \mathcal{D}_{jh} in $\psi_{d,t}$.
 $f_{d,jh}(t)$ Index of the device that is CH of cluster $\mathcal{D}_{d,jh}(t)$.
 $\mathcal{L}_{d,h}(t)$ Set of LSs in subarea A_h in $\psi_{d,t}$.
 $s_{d,h}(t)$ Index of the activated LS in $\mathcal{L}_{d,h}(t)$.
 a_t Attacker's action at time t .
 b_t Defender's action at time t .
 $a_{d,i}$ Attacking device i .
 $a_{L,lh}$ Attacking LS l in subarea A_h .
 $b_{c,ijh}$ Assigning device i to be the CH of \mathcal{D}_{jh} .
 $b_{d,\tau h}$ Deploying a device of type τ in subarea A_h .
 $b_{a,lh}$ Activating LS l in subarea A_h .
 q_t Attacker's mixed strategy at time t .
 $P_{a,t}$ Attacker's payoff at time t .
 $P_{d,t}$ Defender's payoff at time t .
 $S_{D,t}$ Sum of weights of disconnected sensors at time t .
 Λ_t Delay to deliver the information at time t .

APPENDIX B: EXPRESSIONS OF PAYOFF FUNCTIONS

The expressions of $S_{D,t}(a_t, b_t)$, $\Lambda_t(a_t, b_t)$ in terms of each pair of the attacker's and defender's pure strategies a_t and b_t are given as follows.

- If $a_t = a_{d,i}$, $b_t = b_{c,kj'h'}$,

$$S_{D,t}(a_t, b_t) = \sum_{h=1}^H \sum_{j=1}^M I(i \in \mathcal{D}_{jh}(t))(x_{ijh}(t)W_{jh}(t) + \bar{x}_{ijh}(t)) - z_{j'h'}(t)W_{j'h'}(t),$$

$$\Lambda_t(a_t, b_t) = \max_{1 \leq h \leq H} \bar{z}_h(t) \max_{1 \leq j \leq M} (1 - I(h = h', j = j')) \bar{z}_{jh}(t) \times (I(i \in \mathcal{D}_{jh}(t)) \bar{x}_{ijh}(t) \Lambda_{jh}(f_{jh}(t), s_h(t), \mathcal{D}_{jh}(t) \setminus \{i\}) + I(i \notin \mathcal{D}_{jh}(t)) \Lambda_{jh}(f_{jh}(t), s_h(t), \mathcal{D}_{jh}(t))) + I(h = h', j = j') (I(i \in \mathcal{D}_{jh}(t)) \Lambda_{jh}(k, s_h(t), \mathcal{D}_{jh}(t) \setminus \{i\}) + (I(i \notin \mathcal{D}_{j'h'}(t)) \Lambda_{jh}(k, s_h(t), \mathcal{D}_{jh}(t))) + \Lambda_g(s_h(t))),$$

where for any variable x , $\bar{x} = 1 - x$, $I(\cdot)$ is the indicator function. In this part, all the network variables pertain to network $\psi_{a,t}$, and the index a is dropped for ease of notation. $x_{ijh}(t)$ is an indicator whether device i is the CH in cluster $\mathcal{D}_{jh}(t)$, $f_{jh}(t)$ is the CH of $\mathcal{D}_{jh}(t)$, $s_h(t)$ is the activated LS in subarea h , $W_{jh}(t)$ is given by $W_{jh}(t) = N_{jh}(t)$, $z_h(t)$ is an indicator if subarea A_h is currently disconnected from the GS, $z_{j'h'}(t)$ is an indicator if cluster $\mathcal{D}_{jh}(t)$ is currently disconnected from the network, $\Lambda_{jh}(f_{jh}(t), s_h(t), \mathcal{D}_{jh}(t))$ is the time to transmit the information from cluster $\mathcal{N}_{jh}(t)$ to LS $s_h(t)$ and is given by $\Lambda_{jh}(f_{jh}(t), s_h(t), \mathcal{D}_{jh}(t)) = \Lambda(f_{jh}(t), s_h(t)) + \max_{n \in \mathcal{D}_{jh}(t)} \Lambda(n, f_{jh}(t))$, $\Lambda(f_{jh}(t), s_h(t))$ is the time needed to transmit the information from CH $f_{jh}(t)$ to LS $s_h(t)$, $\Lambda(n, f_{jh}(t))$ is the time needed to transmit the information from device n to CH $f_{jh}(t)$, and $\Lambda_g(s_h(t))$ is the time required to deliver the information from $s_h(t)$ to the GS. For any two IoBT nodes i and j , $\Lambda(i, j)$ is

the single hop delay between i and j and is given by: $\Lambda(i, j) = \frac{m_i}{R_{ij}}$ where R_{ij} is the capacity of the link (i, j) and m_i is the packet size of node i .

- If $a_t = a_{d,i}$, $b_t = b_{d,kh'}$, $i \in \mathcal{D}_{h''}(t)$, $h'' \neq h'$,

$$S_{D,t}(a_t, b_t) = \sum_{j=1}^M I(i \in \mathcal{D}_{jh''(t)})(x_{ijh''(t)}W_{jh''(t)} + \bar{x}_{ijh''(t)}),$$

$$\Lambda_t(a_t, b_t) = \max_{1 \leq h \leq H} \bar{z}_h(t) I(h \neq h') \max_{1 \leq j \leq M} \bar{z}_{jh}(t) \times (I(i \notin \mathcal{D}_{jh}(t)) (\Lambda_{jh}(f_{jh}(t), s_h(t), \mathcal{D}_{jh}(t))) + I(i \in \mathcal{D}_{jh}(t)) I(f_{jh}(t) \neq i) (\Lambda_{jh}(f_{jh}(t), s_h(t), \mathcal{D}_{jh}(t) \setminus \{i\}) + \Lambda_g(s_h(t))) + I(h = h') \max_{1 \leq j \leq M} I(j \notin \mathcal{H}_k) (\Lambda_{jh''(t)}(f_{jh''(t)}, s_{h''(t)}, \mathcal{D}_{jh''(t)}) + \Lambda_g(s_{h''(t)})),$$

where $\mathcal{D}_h(t)$ is the set of devices in subarea A_h , $\mathcal{D}_{jh}^+(t) = \mathcal{D}_{jh}(t) \cup \{N(t) + 1\}$, and $N(t) + 1$ is the index of the newly deployed device and $N(t)$ is the total number of devices.

- If $a_t = a_{d,i}$, $b_t = b_{d,kh'}$, $i \in \mathcal{D}_{h'}(t)$,

$$S_{D,t}(a_t, b_t) = \sum_{j=1}^M I(i \in \mathcal{D}_{jh'}(t), j \notin \mathcal{H}_k) x_{ijh'}(t) W_{jh'}(t) + I(i \in \mathcal{D}_{jh'}(t), j \in \mathcal{H}_k) x_{ijh'}(t) (W_{jh'}(t) + 1) + \bar{x}_{ijh'}(t),$$

$$\Lambda_t(a_t, b_t) = \max_{1 \leq h \leq H} I(h = h') \bar{z}_h(t) \max_{1 \leq j \leq M} I(i \in \mathcal{D}_{jh'}(t)) I(f_{jh'}(t) \neq i) \times (I(j \in \mathcal{H}_k) \bar{z}_{jh}(t) \Lambda_{jh'}(f_{jh'}(t), s_{h'}(t), \mathcal{D}_{jh}^+(t) \setminus \{i\}) + (I(j \notin \mathcal{H}_k) \bar{z}_{jh}(t) \Lambda_{jh'}(f_{jh'}(t), s_{h'}(t), \mathcal{D}_{jh}(t) \setminus \{i\})) + I(h \neq h') \max_{1 \leq j \leq M} \bar{z}_{jh}(t) \Lambda_{jh}(f_{jh}(t), s_h(t), \mathcal{D}_{jh}(t)) + \Lambda_g(s_h(t))).$$

- If $a = a_{d,i}$, $b_t = b_{a,kh''}$,

$$S_{D,t}(a_t, b_t) = \sum_{h=1}^H \sum_{j=1}^M I(i \in \mathcal{D}_{jh}(t))(x_{ijh}(t)W_{jh}(t) + \bar{x}_{ijh}(t)) + I(h = h'') (-z_{h''}(t)W_{h''}(t)),$$

$$\Lambda_t(a_t, b_t) = \max_{1 \leq h \leq H} (I(h \neq h'') \bar{z}_h(t) + I(h = h'')) \times \max_{1 \leq j \leq M} I(i \in \mathcal{D}_{jh}(t)) I(f_{jh}(t) \neq i) \times \Lambda_{jh}(f_{jh}(t), s_h(t), \mathcal{D}_{jh}(t) \setminus \{i\}) - I(i \notin \mathcal{D}_{jh}(t)) \Lambda_{jh}(f_{jh}(t), s_h(t), \mathcal{D}_{jh}(t)) + \Lambda_g(s_h(t)),$$

where $W_h(t)$ is given by: $W_h(t) = \sum_{i \in \mathcal{D}_h(t)} w_i + w_{L, s_h(t)}$.

- If $a_t = a_{d,i}$, $b_t = b_{L,h''}$,

$$S_{D,t}(a_t, b_t) = \sum_{h=1}^H \sum_{j=1}^M I(i \in \mathcal{D}_{jh}(t))(x_{ijh}(t)W_{jh}(t) + \bar{x}_{ijh}(t)),$$

$$\Lambda_t(a_t, b_t) = \max_{1 \leq h \leq H} \bar{z}_h(t) \max_{1 \leq j \leq M} I(i \in \mathcal{D}_{jh}(t)) I(f_{jh}(t) \neq i) \times \Lambda_{jh}(f_{jh}(t), s_h(t), \mathcal{D}_{jh}(t) \setminus \{i\}) - I(i \notin \mathcal{D}_{jh}(t)) \Lambda_{jh}(f_{jh}(t), s_h(t), \mathcal{D}_{jh}(t)) + \Lambda_g(s_h(t))).$$

- If $a_t = a_{L,mh'}$, $b_t = b_{a,kh''}$, $h' = h''$,

$$S_{D,t}(a_t, b_t) = -z_{h''}(t)W_{h''}(t),$$

$$\Lambda_t(a_t, b_t) = \max_{1 \leq h \leq H} I(h = h') \max_{1 \leq j \leq M} \Lambda_{jh'}(f_{jh'}(t), k, \mathcal{D}_{jh'}(t)) + I(h \neq h') \bar{z}_h(t) (\max_{1 \leq j \leq M} \bar{z}_{jh}(t) \Lambda_{jh}(f_{jh}(t), s_h(t), \mathcal{D}_{jh}(t)) + I(h = h') \Lambda_g(k) + I(h \neq h') \bar{z}_h(t) \Lambda_g(s_h(t))).$$

- If $a_t = a_{L,mh'}$, $b_t = b_{a,kh''}$, $h' \neq h''$,

$$S_{D,t}(a_t, b_t) = y_{mh'}(t)W_h(t) + \bar{y}_{mh}(t)w_{L,m} - z_{h''}(t)W_{h''}(t),$$

$$\begin{aligned} \Lambda_t(a_t, b_t) &= \max_{1 \leq h \leq H} (I(s_{h'}(t) \neq m, h = h') + I(h \neq h')) \\ &\quad \times \bar{z}_h(t)(\Lambda_g(s_h(t)) + \max_{1 \leq j \leq M} \bar{z}_{jh}(t)\Lambda_{jh}(f_{jh}(t), s_h(t), \mathcal{D}_{jh}(t))) \\ &\quad + I(h = h'')(\max_{1 \leq j \leq M} \bar{z}_{jh''}(t)\Lambda_{jh''}(f_{jh''}(t), k, \mathcal{D}_{jh''}(t)) + \Lambda_g(k)), \end{aligned}$$

where $y_{mh}(t)$ is an indicator that LS m is the activated LS in subarea A_h .

- If $a_t = a_{L,mh'}$, $b_t = b_{L,h''}$,

$$S_{D,t}(a_t, b_t) = y_{mh'}(t)W_{h'}(t) + \bar{y}_{mh'}w_{L,m},$$

$$\begin{aligned} \Lambda_t(a_t, b_t) &= \max_{1 \leq h \leq H} \bar{z}_h(t)(I(s_{h'}(t) \neq k, h = h') + I(h \neq h')) \\ &\quad \times \max_{1 \leq j \leq M} (\bar{z}_{jh}(t)\Lambda_{jh}(f_{jh}(t), s_h(t), \mathcal{D}_{jh}) + \Lambda_g(s_h(t))). \end{aligned}$$

- If $a_t = a_{L,mh'}$, $b_t = b_{d,kh''}$, $h' \neq h''$,

$$S_{D,t}(a_t, b_t) = y_{mh'}(t)W_{h'}(t) + \bar{y}_{mh'}(t)w_{L,m},$$

$$\begin{aligned} \Lambda_t(a_t, b_t) &= \max_{1 \leq h \leq H} (I(s_{h'}(t) \neq m, h = h') + (h \neq h', h \neq h'')) \\ &\quad \times \bar{z}_h(t) \sum_{j=1}^M \bar{z}_{jh}(t)(\Lambda_{jh}(f_{jh}(t), s_h(t), \mathcal{D}_{jh}(t)) \\ &\quad + I(h = h''))\bar{z}_h(t)(\max_{1 \leq j \leq M} I(j \in \mathcal{H}_k)\bar{z}_{jh}(t)\Lambda_{jh}(f_{jh}(t), s_h(t), \mathcal{D}_{jh}^+(t)) \\ &\quad + I(j \notin \mathcal{H}_k)\bar{z}_{jh}(t)\Lambda_{jh}(f_{jh}(t), s_h(t), \mathcal{D}_{jh}(t)) + \Lambda_g(s_h(t))). \end{aligned}$$

- If $a_t = a_{L,mh'}$, $b_t = b_{d,kh''}$, $h' = h''$,

$$S_{D,t}(a_t, b_t) = y_{mh}(t)(W_{h'}(t) + N_k) + \bar{y}_{mh'}(t)w_{L,m},$$

$$\begin{aligned} \Lambda_t(a_t, b_t) &= \max_{1 \leq h \leq H} (I(s'_h(t) \neq m, h = h')\bar{z}_h(t) \\ &\quad \times (\max_{1 \leq j \leq M} I(j \in \mathcal{H}_k)\bar{z}_{jh}(t)\Lambda_{jh}(f_{jh}(t), s_h(t), \mathcal{D}_{jh}^+(t)) \\ &\quad + I(j \notin \mathcal{H}_k)\bar{z}_{jh}(t)\Lambda_{jh}(f_{jh}(t), s_h(t), \mathcal{D}_{jh}(t)) + \Lambda_g(s_h(t)))) \\ &\quad + I(h \neq h')\bar{z}_h(t)(\max_{1 \leq j \leq M} \bar{z}_{jh}(t)\Lambda_{jh}(f_{jh}(t), s_h(t), \mathcal{D}_{jh}(t)) + \Lambda_g(s_h(t))). \end{aligned}$$

- If $a_t = a_{L,mh'}$, $b_t = b_{c,kj'h''}$,

$$S_{D,t}(a_t, b_t) = y_{mh'}(t)W_{h'}(t) + \bar{y}_{mh'}(t)w_{L,m},$$

$$\begin{aligned} \Lambda_t(a_t, b_t) &= \max_{1 \leq h \leq H} (I(s_h(t) \neq m, h = h') + I(h \neq h')) \\ &\quad \times \bar{z}_h(t)(\max_{1 \leq j \leq M} I(h = h'', j = j')\Lambda_{jh}(k, s_h(t), \mathcal{D}_{jh}(t)) \\ &\quad + (1 - I(h = h'', j = j'))\bar{z}_{jh}(t)\Lambda_{jh}(f_{jh}(t), s_h(t), \mathcal{D}_{jh}(t)) \\ &\quad + \Lambda_g(s_h(t))). \end{aligned}$$

The expressions of $C_{a,t}(a_t, b_t)$, $C_{d,t}(a_t, b_t)$ and $U_{d,t}(a_t, b_t)$ in terms of the pure strategies of the attacker and the defender are given as follows:

$$C_{a,t}(a_t, b_t) = \begin{cases} c_i, & \text{if } a_t = a_{d,i}, \\ c_{L,k}, & \text{if } a_t = a_{L,kh}. \end{cases}$$

$$C_{d,t}(a_t, b_t) = \begin{cases} d_i, & \text{if } b_t = b_{d,ih}, \\ d_L, & \text{if } b_t = b_{L,h}, \\ 0, & \text{otherwise.} \end{cases}$$

The expression of the defender's utility is given by

$$U_{d,t}(a_t, b_t) = \begin{cases} u_i, & \text{if } b_t = b_{d,ih}, \\ u_L, & \text{if } b_t = b_{L,h}, \\ 0, & \text{otherwise.} \end{cases}$$