

Computation of hybrid static potentials in SU(3) lattice gauge theory

Christian Reisinger^{1,*}, Stefano Capitani¹, Owe Philipsen¹, and Marc Wagner¹

¹*Institut für Theoretische Physik, Goethe-Universität Frankfurt am Main, Max-von-Laue-Straße 1, D-60438 Frankfurt am Main, Germany*

Abstract. We compute hybrid static potentials in SU(3) lattice gauge theory. We present a method to generate a large set of suitable creation operators with defined quantum numbers from elementary building blocks. We show preliminary results for several channels and discuss, which structures of the gluonic flux tube seem to be realized by the ground states in these channels.

1 Introduction

The existence of states containing gluonic excitations is suggested by QCD. These excitations contribute in a non-trivial way to the properties of bound states. For example mesonic states with gluonic excitations, called hybrid mesons, can carry quantum numbers different from those in the quark model. A better understanding of exotic matter like hybrid mesons is important to further improve our understanding of the strong interactions. The search for exotic matter is also a popular topic in current experiments and a theoretical investigation is essential to analyze experimental data.

In this work we discuss, how to obtain hybrid static potentials relevant for hybrid mesons with heavy quarks using lattice computations in SU(3) gauge theory. Focus is put on finding a suitable set of creation operators, to obtain trial states with large overlaps to the corresponding hybrid static potential ground states. We show, how the trial states are generated and outline our procedure to find suitable operators. Finally, we show first results for hybrid static potentials with absolute angular momenta $L = 0, 1, 2$ with respect to the axis of separation of the static quark antiquark pair and compare to results from the literature [1]. For further existing lattice studies cf. [2–15], for a recent effective field theory description cf. [16].

2 Hybrid mesons on the lattice

A hybrid static potential is a static potential of a quark antiquark pair with additional gluonic contributions to its quantum numbers. To obtain static potentials from lattice computations in SU(3) gauge theory, we generate an ensemble of gauge configurations using the Wilson gauge action and compute Wilson loop-like correlation functions. Hybrid static potentials are then obtained from the corresponding effective masses. To implement gluonic excitations of hybrid mesons in our trial states, we replace the spatial Wilson lines of Wilson loops by shapes more complicated than a straight line.

*Speaker, e-mail: reisinger@th.physik.uni-frankfurt.de

The quantum numbers of hybrid static potentials are the following (for a more detailed discussion cf. e.g. [17, 18]).

- Absolute angular momentum with respect to the axis of separation of the static quark antiquark pair $L = 0, 1, 2, \dots$
- $Q_{PC} = +, -$ corresponding to the operator $\mathcal{P} \circ C$, i.e. the combination of parity and charge conjugation.
- $P_x = +, -$ corresponding to the operator \mathcal{P}_x , which corresponds to the spatial reflection along an axis perpendicular to the axis of separation of the static quark antiquark pair.

It is conventional to write $L = \Sigma, \Pi, \Delta$ instead of $L = 0, 1, 2$ and $Q_{PC} = g, u$ instead of $Q_{PC} = +, -$. Note that for angular momentum $L > 0$ the spectrum is degenerate with respect to $P_x = +$ and $P_x = -$. The labeling of states is thus $L_{Q_{PC}}^{P_x}$ for $L = 0 = \Sigma$ and $L_{Q_{PC}}$ for $L > 0$.

2.1 Angular momentum L

We place the quark and the antiquark at positions $\mathbf{r}_q = (0, 0, +r/2)$ and $\mathbf{r}_{\bar{q}} = (0, 0, -r/2)$, i.e. separate them along the z axis. In the following we only write the z coordinate explicitly.

In a first step we consider trial states, which read in the continuum

$$|\Psi_{\text{Hybrid}}\rangle_L = \int_0^{2\pi} d\varphi \exp(iL\varphi) \hat{R}(\varphi) \hat{O} |\Omega\rangle, \quad (1)$$

where $|\Omega\rangle$ is the vacuum and $\hat{R}(\varphi)$ denotes a rotation around angle φ with respect to the z axis.

$$\hat{O} |\Omega\rangle = \bar{q}(-r/2) S(-r/2, +r/2) q(+r/2) |\Omega\rangle, \quad (2)$$

where $S(-r/2, +r/2)$ connects the quark and the antiquark in a gauge invariant way and has a non-trivial shape and, thus, generates gluonic excitations. Such trial states have defined angular momentum L .

The corresponding lattice expression is

$$|\Psi_{\text{Hybrid}}\rangle_L = \sum_{k=0}^3 \exp\left(iLk\frac{\pi}{2}\right) \hat{R}\left(k\frac{\pi}{2}\right) \hat{O} |\Omega\rangle, \quad (3)$$

where the rotation angles are restricted to multiples of $\pi/2$ and $S(-r/2, +r/2)$ is a function of the link variables. E.g. for $L = 0$

$$|\Psi_{\text{Hybrid}}\rangle_{L=0} = \left[1 + \hat{R}\left(\frac{\pi}{2}\right) + \hat{R}(\pi) + \hat{R}\left(\frac{3\pi}{2}\right) \right] \hat{O} |\Omega\rangle, \quad (4)$$

i.e. we have to compute Wilson loops, where the spatial Wilson lines are a sum over rotations of the shape \hat{O} with weight factors according to eq. (3). Note that, due to the restriction to cubic rotations, the lattice trial states do not have defined angular momentum, but contain also higher angular momentum excitations.

2.2 Q_{PC} and P_x

It is straightforward to show

$$\mathcal{P} \circ C \hat{O} |\Omega\rangle = \mathcal{P} \circ C \bar{q}(-r/2) S(-r/2, +r/2) q(+r/2) |\Omega\rangle = \bar{q}(-r/2) [S_{\mathcal{P}}](-r/2, +r/2) q(+r/2) |\Omega\rangle, \quad (5)$$

where S_φ is the spatial reflection of S with respect to the midpoint of the separation axis. Consequently, one has to include both S and S_φ in the final operator, to obtain a trial state with defined Q_{PC} . Similarly,

$$\mathcal{P}_x \hat{\mathcal{O}} |\Omega\rangle = \mathcal{P}_x \bar{q}(-r/2) S(-r/2, +r/2) q(+r/2) |\Omega\rangle = \bar{q}(-r/2) [S_{\mathcal{P}_x}](-r/2, +r/2) q(+r/2) |\Omega\rangle, \quad (6)$$

where $S_{\mathcal{P}_x}$ is the spatial reflection of S along an axis perpendicular to the axis of separation as defined above.

To construct a trial state, which has defined quantum numbers L , Q_{PC} and P_x , we start with a state with defined angular momentum L , eq. (3), and project that state onto the subspace of eigenstates of the operators $\mathcal{P} \circ C$ and \mathcal{P}_x characterized by Q_{PC} and P_x :

$$\begin{aligned} |\Psi_{\text{Hybrid}}\rangle_{L, Q_{PC}, P_x} &= \mathbb{P}_{P_x} \mathbb{P}_{PC} |\Psi_{\text{Hybrid}}\rangle_L = \\ &= \left(1 + P_x \mathcal{P}_x + Q_{PC} \mathcal{P} \circ C + P_x Q_{PC} \mathcal{P}_x \mathcal{P} \circ C\right) \sum_{k=0}^3 \exp\left(iLk\frac{\pi}{2}\right) \hat{R}\left(k\frac{\pi}{2}\right) \hat{\mathcal{O}} |\Omega\rangle \equiv \\ &\equiv \bar{q}(-r/2) a_S [L_{Q_{PC}}^{P_x}](-r/2, +r/2) q(+r/2) |\Omega\rangle \end{aligned} \quad (7)$$

with projectors

$$\mathbb{P}_{PC} = \frac{1}{2}(1 + Q_{PC} \mathcal{P} \circ C) \quad , \quad \mathbb{P}_{P_x} = \frac{1}{2}(1 + P_x \mathcal{P}_x). \quad (8)$$

Note that for a shape $S(-r/2, +r/2)$, which cannot be used to construct a trial state with a specific choice of quantum numbers (L, Q_{PC}, P_x) , the trial state (7) automatically vanishes, i.e. $|\Psi_{\text{Hybrid}}\rangle = 0$. In practice, we use eq. (7) to quickly generate creation operators with defined (L, Q_{PC}, P_x) from any given input shape S (cf. Figure 1 for a graphical illustration of an example).

3 Numerical results

To obtain hybrid static potentials, we have computed Wilson loop-like correlation functions using the shapes S according to eq. (7) as spatial Wilson lines. These computations have been performed on gauge link configurations generated with the standard Wilson gauge action and the Chroma QCD library [19]. We have used lattices of size $24^3 \times 48$ and gauge coupling $\beta = 6.0$, which corresponds to a lattice spacing $a \approx 0.093$ fm, when identifying r_0 with 0.5 fm [20].

Hybrid static potentials can be obtained with smaller statistical errors, when using trial states with larger overlaps to the corresponding energy eigenstates of interest, since then effective masses exhibit plateaus at smaller temporal separations. To construct such trial states, we have considered many different shapes $S(-r/2, +r/2)$ and studied the overlaps of the corresponding operators to the energy eigenstates of interest. In other words, we have investigated, which structure of the gluonic flux tube between the quark and the antiquark is realized for each hybrid potential.

APE smearing and HYP smearing have also been used to improve the signal quality (cf. e.g. [21] for detailed equations).

3.1 Optimization of APE smearing

In an initial step we have considered a simple *staple* shape (cf. Figure 2) with varying extension along the quark antiquark separation axis and have computed effective masses at small temporal separation $t = a$ for different quark antiquark separations and different numbers of APE-smearing steps N_{APE} . The optimal choice for N_{APE} corresponds to the lowest value of the effective mass at $t = a$, as it

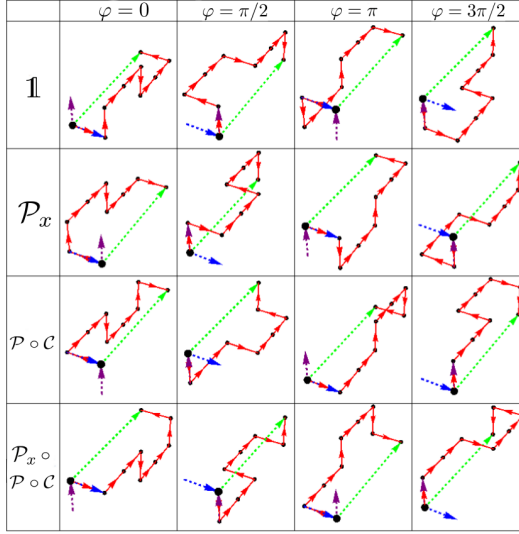


Figure 1. The terms appearing in the construction of trial state via eq. (7) for an exemplary shape $S(-r/2, +r/2)$ of the spatial Wilson line (top left). The columns correspond to rotations and the rows to applications of the operators \mathcal{P}_x and $\mathcal{P} \circ \mathcal{C}$. Continuous red lines represent link variables, dotted lines the z axis and black dots the lattice sites.

implies that a plateau is reached at earlier times, where the signal-to-noise ratio is still large.

We observe a minimum at $N_{APE} = 20$ for $r/a = 4, 5$ for all operators and only a small change of the effective mass at $N_{APE} = 50$. We also see that the effective mass for the longest shape $S_{0,3}$ is slightly lower than for the shorter staples and, thus, results in a larger overlap of the corresponding trial state with the ground state. Since we are particularly interested in the region of small quark antiquark separations, we decided to use $N_{APE} = 20$ for all computations presented in the following.

3.2 Optimization of operator shapes

Then we have computed effective masses for a large set of operators using a variety of different shapes $S(-r/2, +r/2)$. We have considered six significantly different basic shapes (cf. Figure 3, top), but have also investigated variations by slightly varying their extensions:

- Extensions along the axis of separation, i.e. the number of consecutive links in z direction (a shape can have multiple z extensions corresponding to sub-shapes separated by links in x or y direction).
- Extensions along the x or y axes (again a shape can have multiple x or y extensions corresponding to different sub-shapes).

An example for such a variations of the extensions of shape S_5 is shown in Figure 3, bottom.

We observe that increasing the extensions of a shape typically results in a significantly larger ground state overlap. However, the optimal values for the extensions are different for different shapes and quantum numbers and are also weakly dependent on the spatial quark separation. Exceptions are S_5 for the states Δ_g, Δ_u and S_6 for the state Σ_u^- , where more local shapes have led to larger ground state overlaps and, hence, to better results. Fig. 4 shows for seven different low-lying hybrid potentials the

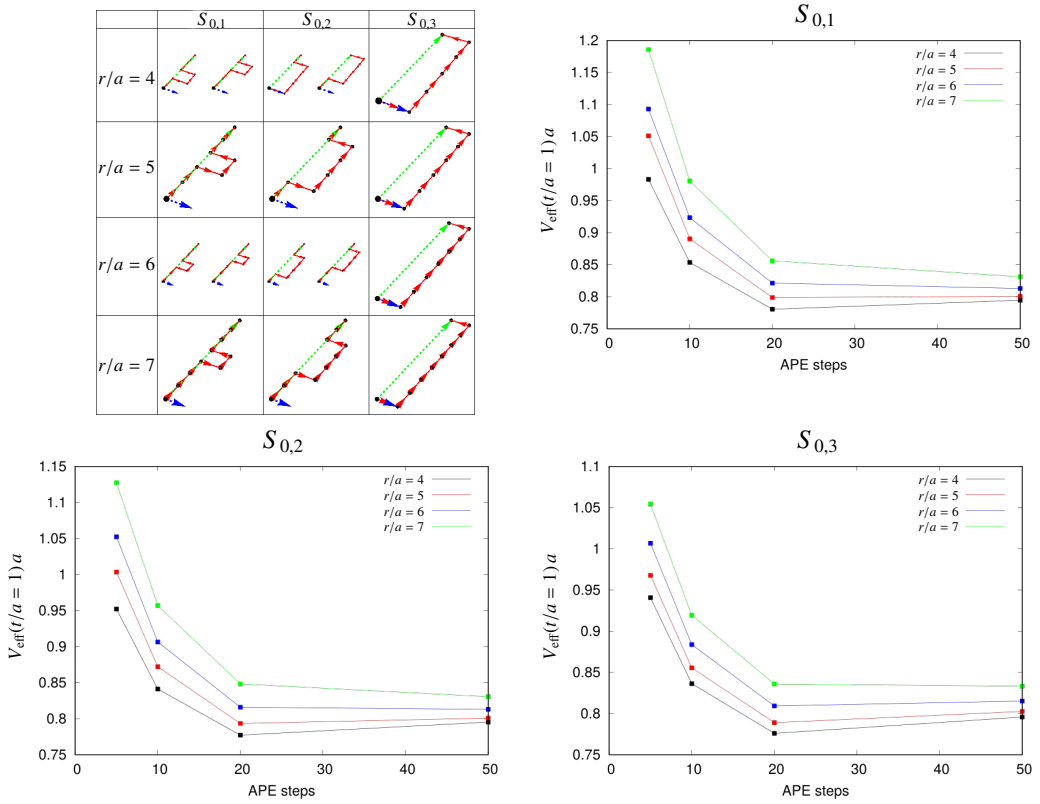


Figure 2. Operators used for the optimization of the number of APE smearing steps (two shapes in a single cell imply the average “(left shape + right shape)/2”) and associated effective masses at $t = a$ and $N_{\text{APE}} = 5, 10, 20, 50$ (top right: $S_{0,1}$; bottom left: $S_{0,2}$; bottom right: $S_{0,3}$).

corresponding optimized shapes, for which the effective mass at $t = a$ is quite low. It is expected that the gluonic flux tubes associated with these hybrid potentials exhibit a similar geometry.

3.3 Hybrid static potentials

Finally we have computed hybrid static potentials on 700 gauge link configurations using the basic operator shapes S_j , $j = 1, \dots, 6$. In this computation variations of the extensions have not been considered, as the optimization discussed in section 3.2 is still ongoing. The hybrid static potentials have been obtained by solving generalized eigenvalue problems (cf. e.g. [22]) for correlation matrices

$$C_{jk}(t) = \text{Tr} \left\{ (a_{S_j})_{t_0} [L_{Q_{PC}}^{P_x}] T(t_0, t_1, \mathbf{r}_q) \left((a_{S_k})_{t_1} [L_{Q_{PC}}^{P_x}] \right)^\dagger T^\dagger(t_0, t_1, \mathbf{r}_{\bar{q}}) \right\} \quad (9)$$

with $t = t_1 - t_0$ and $(a_{S_j})_t [L_{Q_{PC}}^{P_x}]$ as defined in eq. (7), where t denotes the time argument of the corresponding spatial links. $\bar{T}(t_0, t_1, \mathbf{r})$ is the HYP2 smeared temporal Wilson line from time t_0 to time t_1 at spatial position \mathbf{r} .

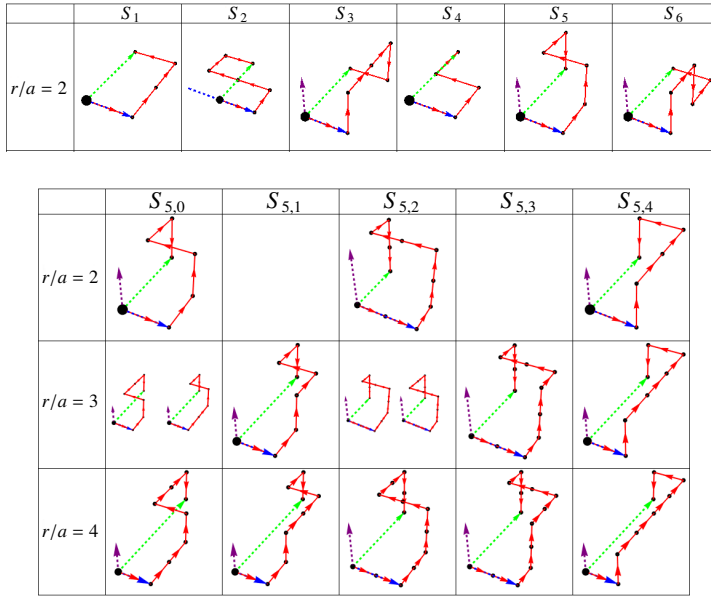


Figure 3. Basic operator shapes S_1 to S_6 (top) and an example for variations of the extensions of shape S_5 (bottom).

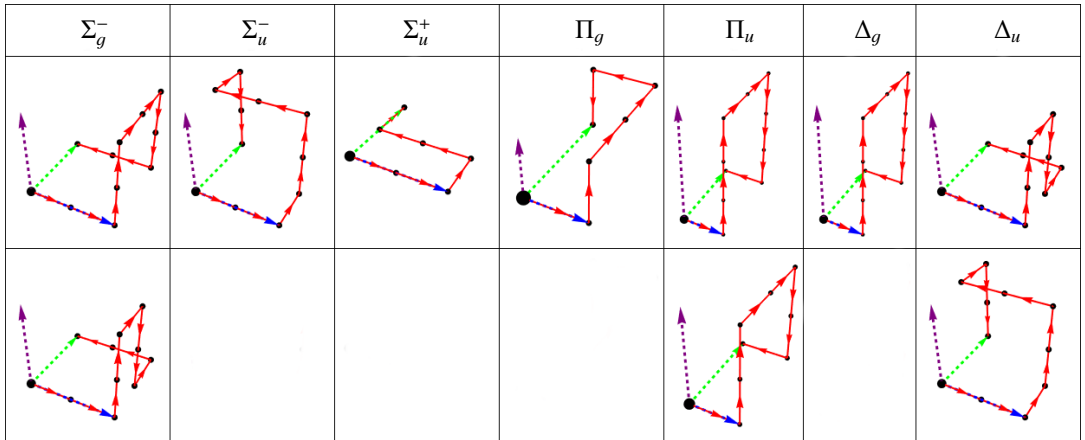


Figure 4. Operator shapes, which generate large ground state overlaps at quark antiquark separation $r/a = 2$. In some cases two shapes are shown, since the corresponding effective masses at $t = a$ are compatible within statistical errors.

In Figure 5 we show our current results in comparison with results from the literature [1]. We note that at our current level of statistical accuracy it is difficult to unambiguously identify effective mass plateaus. The shown potentials have been obtained from fits in a region of t , where statistical errors are still small. Keeping this in mind our results are in fair agreement with those of [1] with the

exception of the Π_g potential. The origin of this discrepancy is not clear and will be subject of further investigations.

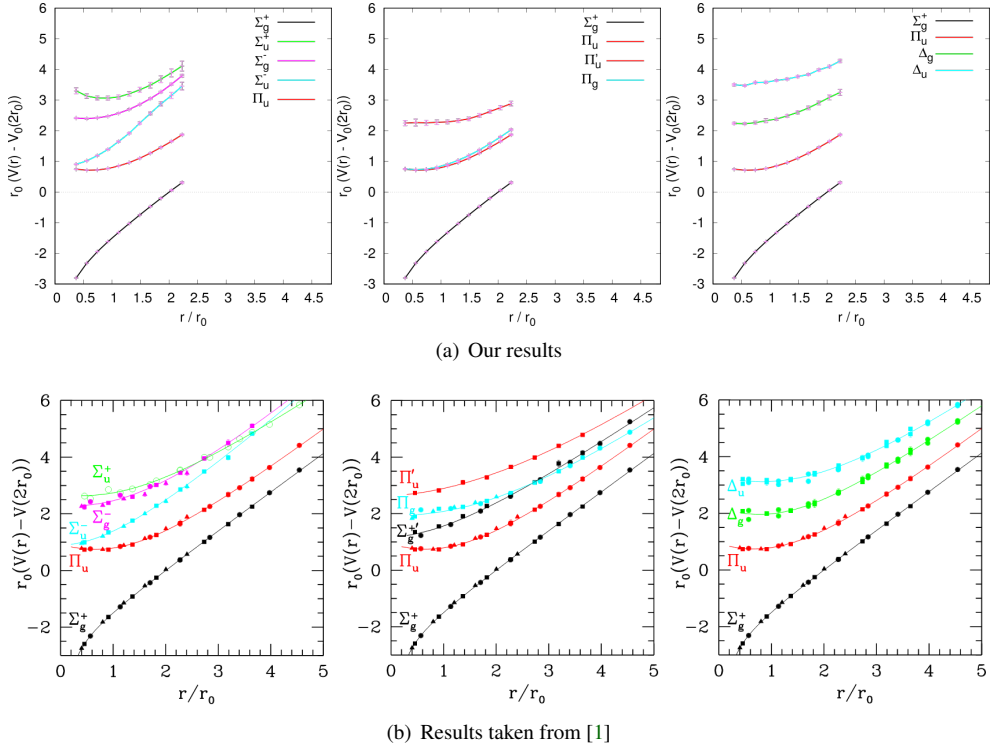


Figure 5. Static hybrid potentials for angular momentum $L = 0, 1, 2$ (left to right). Our results (top) compared to the results from [1] (bottom).

Acknowledgements

C.R. acknowledges support by a Karin and Carlo Giersch Scholarship of the Giersch foundation. O.P. and M.W. acknowledge support by the DFG (German Research Foundation), grants PH 158/4-1 and WA 3000/2-1. M.W. acknowledges support by the Emmy Noether Programme of the DFG, grant WA 3000/1-1.

This work was supported in part by the Helmholtz International Center for FAIR within the framework of the LOEWE program launched by the State of Hesse.

Calculations on the LOEWE-CSC and on the on the FUCHS-CSC high-performance computer of the Frankfurt University were conducted for this research. We would like to thank HPC-Hessen, funded by the State Ministry of Higher Education, Research and the Arts, for programming advice.

References

- [1] K. J. Juge, J. Kuti and C. J. Morningstar, Nucl. Phys. Proc. Suppl. **63**, 326 (1998) [hep-lat/9709131].

- [2] M. J. Peardon, Nucl. Phys. Proc. Suppl. **63**, 22 (1998) [hep-lat/9710029].
- [3] K. J. Juge, J. Kuti and C. J. Morningstar, AIP Conf. Proc. **432**, 136 (1998) [hep-ph/9711451].
- [4] C. Morningstar, K. J. Juge and J. Kuti, hep-lat/9809015.
- [5] C. Michael, Nucl. Phys. A **655**, 12 (1999) [hep-ph/9810415].
- [6] D. Toussaint, Nucl. Phys. Proc. Suppl. **83**, 151 (2000) [hep-lat/9909088].
- [7] C. Michael, PoS **HeavyFlavours8**, 001 (1999) [hep-ph/9911219].
- [8] G. S. Bali *et al.* [SESAM and T χ L Collaborations], Phys. Rev. D **62**, 054503 (2000) [hep-lat/0003012].
- [9] C. Morningstar, AIP Conf. Proc. **619**, 231 (2002) [nucl-th/0110074].
- [10] K. J. Juge, J. Kuti and C. Morningstar, Phys. Rev. Lett. **90**, 161601 (2003) [hep-lat/0207004].
- [11] C. Michael, hep-lat/0302001.
- [12] K. J. Juge, J. Kuti and C. Morningstar, AIP Conf. Proc. **688**, 193 (2004) [nucl-th/0307116].
- [13] C. Michael, hep-ph/0308293.
- [14] G. S. Bali and A. Pineda, Phys. Rev. D **69**, 094001 (2004) [hep-ph/0310130].
- [15] P. Wolf and M. Wagner, J. Phys. Conf. Ser. **599**, 012005 (2015) [arXiv:1410.7578 [hep-lat]].
- [16] M. Berwein, N. Brambilla, J. Tarrus Castella and A. Vairo, Phys. Rev. D **92**, 114019 (2015) [arXiv:1510.04299 [hep-ph]].
- [17] G. S. Bali *et al.* [SESAM Collaboration], Phys. Rev. D **71**, 114513 (2005) [hep-lat/0505012].
- [18] P. Bicudo, K. Cichy, A. Peters and M. Wagner, Phys. Rev. D **93**, no. 3, 034501 (2016) doi:10.1103/PhysRevD.93.034501 [arXiv:1510.03441 [hep-lat]].
- [19] R. G. Edwards *et al.* [SciDAC and LHPC and UKQCD Collaborations], Nucl. Phys. Proc. Suppl. **140**, 832 (2005) [hep-lat/0409003].
- [20] Y. Koma, M. Koma and H. Wittig, Phys. Rev. Lett. **97**, 122003 (2006) [hep-lat/0607009].
- [21] K. Jansen *et al.* [ETM Collaboration], JHEP **0812**, 058 (2008) [arXiv:0810.1843 [hep-lat]].
- [22] B. Blossier, M. Della Morte, G. von Hippel, T. Mendes and R. Sommer, JHEP **0904**, 094 (2009) [arXiv:0902.1265 [hep-lat]].