

The 6×6 grid is 4-path-pairable

Adam S. Jobson *André E. Kézdy*
 University of Louisville University of Louisville
 Louisville, KY 40292 Louisville, KY 40292

Jenő Lehel
 University of Louisville
 Louisville, KY 40292
 and
 Alfréd Rényi Mathematical Institute,
 Budapest, Hungary

August 6, 2018

Abstract

Let $G = P_6 \square P_6$ be the 6×6 grid, the Cartesian product of two paths of six vertices. Let T be the set of eight distinct vertices of G , called terminals, and assume that T is partitioned into four terminal pairs $\{s_i, t_i\}$, $1 \leq i \leq 4$. We prove that G is 4-path-pairable, that is, for every T there exist in G pairwise edge disjoint s_i, t_i -paths, $1 \leq i \leq 4$.

1 Introduction

For k fixed, a graph G is k -path-pairable, if for any set of k disjoint pairs of vertices, s_i, t_i , $1 \leq i \leq k$, there exist pairwise edge-disjoint s_i, t_i -paths in G . The *path-pairability number*, denoted $pp(G)$, is the largest k such that G is k -path-pairable.

In [1] we determine the path-pairability number of the grid graph $G(a, b) = P_a \square P_b$, the Cartesian product of two paths on a and b vertices, where there is an edge between two vertices, (i, j) and (p, q) , if and only if $|p-i| + |q-j| = 1$, for $1 \leq i \leq a$, $1 \leq j \leq b$.

Theorem 1 ([1]). *If $k = \min\{a, b\}$, then*

$$pp(G(a, b)) = \begin{cases} k - 1 & \text{for } k = 2, 3, 4 \\ 3 & \text{for } k = 5 \\ 4 & \text{for } k \geq 6 \end{cases}.$$

We complete the proof of the formula in Theorem 1 by proving our main result:

Theorem 2. $pp(G(6, 6)) = 4$.

In Section 3 the proof of Theorem 2 is given in two parts. In Proposition 14 we present a pairing of ten terminals which does not give a linkage in $G(6, 6)$. To show that $G(6, 6)$ is 4-path-pairable Proposition 15 uses a sequence of technical lemmas. These lemmas are listed next in Section 2, and they are proved separately in two notes, [2] and [3].

2 Technical lemmas

Let $T = \{s_1, t_1, s_2, t_2, s_3, t_3, s_4, t_4\}$ be the set of eight distinct vertices of the grid $G = P_6 \square P_6$, called *terminals*. The set T is partitioned into four terminal pairs, $\pi_i = \{s_i, t_i\}$, $1 \leq i \leq 4$, to be linked in G by edge disjoint paths. A (weak) *linkage* for π_i , $1 \leq i \leq 4$, means a set of edge disjoint s_i, t_i -paths $P_i \subset G$.

The grid G partitions into four $P_3 \square P_3$ grids called *quadrants*. We say that a set of terminals in a quadrant $Q \subset G$ *escape* from Q if there are pairwise edge disjoint ‘mating paths’ from the terminals into distinct mates (exits) located at the union of a horizontal and a vertical boundary line of Q . A quadrant $Q \subset G$ is considered to be ‘crowded’, if it contains 5 or more terminals. Among the technical lemmas the proof of three lemmas pertaining to crowded quadrants was presented in [2]. The technical lemmas for ‘sparse’ quadrants containing at most 4 terminals are proved in [3].

2.1 Escaping from crowded quadrants

Let A be a horizontal and let B be a vertical boundary line of a quadrant $Q \subset G$, and for a subgraph $S \subseteq G$ set $\|S\| = |T \cap S|$.

Lemma 3. *If $\|Q\| = 7$ or 8 , then there is a linkage for two or more pairs in Q , and there exist edge disjoint escape paths for the unlinked terminals into distinct exit vertices in $A \cup B$. \square*

Lemma 4. *If $\|Q\| = 6$, then there is a linkage for one or more pairs in Q , and there exist edge disjoint escape paths for the unlinked terminals into distinct exit vertices of $A \cup B$ such that $B \setminus A$ contains at most one exit. \square*

Lemma 5. *If $\|Q\| = 5$ and $\{s_1, t_1\} \subset Q$, then there is an s_1, t_1 -path $P_1 \subset Q$, and the complement of P_1 contains edge disjoint escape paths for the three unlinked terminals into distinct exit vertices of $A \cup B$ such that $B \setminus A$ contains at most one exit. \square*

2.2 Escaping from sparse quadrants

The vertices of a grid are represented as elements (i, j) of a matrix arranged in rows $A(i)$ and columns $B(j)$. W.l.o.g. we may assume that Q is the upper left quadrant of $G = P_6 \square P_6$, and thus $A = A(3) \cap Q$ and $B = B(3) \cap Q$ are the horizontal and vertical boundary lines of Q , respectively.

For a vertex set $S \subset V(G)$ and a subgraph $H \subseteq G$, $H - S$ is interpreted as the subgraph obtained by the removal of S and the incident edges from H ; S is also interpreted as the subgraph of G induced by S ; $x \in H$ simply means a vertex of H . Mating (or shifting) a terminal w to vertex w' , called a mate of w , means specifying a w, w' -path called a *mating path*.

Finding a linkage for two pairs are facilitated using the property of a graph being *weakly 2-linked*, and by introducing the concept of a *frame*.

A graph H is weakly 2-linked, if for every $u_1, v_1, u_2, v_2 \in H$, not necessarily distinct vertices, there exist edge disjoint u_i, v_i -paths in H , for $i = 1, 2$. A weakly 2-linked graph must be 2-connected, but 2-connectivity is not a sufficient condition. The next lemma lists a few weakly 2-linked subgrids (the simple proofs are omitted).

Lemma 6. *The grid $P_3 \square P_k$, and the subgrid of $P_k \square P_k$ induced by $(A(1) \cup A(2)) \cup (B(1) \cup B(2))$ is weakly 2-linked, for $k \geq 3$. \square*

We use the 3-path-pairability of certain grids proved in [1] (see in Theorem 1).

Lemma 7. *The grid $P_4 \square P_k$, is 3-path-pairable, for $k \geq 4$. \square*

Let $C \subset G$ be a cycle and let x be a fixed vertex of C . Take two edge disjoint paths from a member of π_j to x , for $j = 1$ and 2 , not using edges of C . Then we say that the subgraph of the union of C and the two paths to x define a *frame* $[C, x]$, for π_1, π_2 . A frame $[C, x]$, for π_1, π_2 , helps find a linkage for the pairs π_1 and π_2 ; in fact, it is enough to mate the other members of the terminal pairs onto C using mating paths edge disjoint from $[C, x]$ and each other.

The concept of a frame facilitates ‘communication’ between quadrants of G . For this purpose frames in G can be built on two standard cycles $C_0, C_1 \subset G$ as follows.

Let C_0 be the innermost 4-cycle of G induced by $(A(3) \cup A(4)) \cap (B(3) \cup B(4))$, and let C_1 be the 12-cycle around C_0 induced by the neighbors of C_0 . Given a quadrant Q we usually set $x_0 = Q \cap C_0$ and we denote by x_1 the middle vertex of the path $Q \cap C_1$. (For instance, in the upper right quadrant of G , $x_0 = (3, 4)$ and $x_1 = (2, 5)$.)

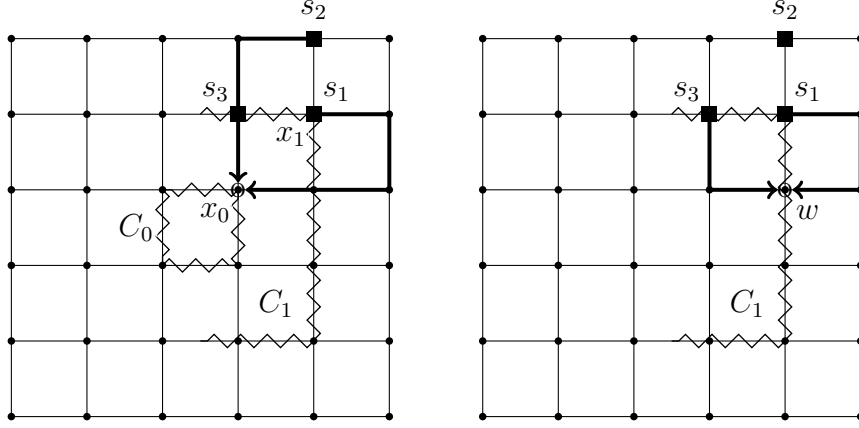


Figure 1: Framing $[C_0, x_0]$ for π_1, π_2 , and $[C_1, w]$, for π_1, π_3

Let $\alpha \in \{0, 1\}$ be fixed, assume that there are two terminals in a quadrant Q belonging to distinct pairs, say $s_1 \in \pi_1, s_2 \in \pi_2$, and let $w \in Q \cap C_\alpha$. We say that $[C_\alpha, w]$ is a *framing in Q for π_1, π_2 to C_α* , if there exist edge disjoint mating paths in Q from s_1 and from s_2 to w , edge disjoint from C_1 (see examples in Fig.1 for framing in the upper right quadrant).

Lemma 8. *Let $s_1 \in \pi_1, s_2 \in \pi_2$ be two (not necessarily distinct) terminals/mates in a quadrant Q .*

- (i) *For any mapping $\gamma : \{s_1, s_2\} \rightarrow \{C_0, C_1\}$, there exist edge disjoint mating paths in Q from s_j to vertex $s'_j \in \gamma(s_j)$, $j = 1, 2$, not using edges of C_1 .*
- (ii) *For any fixed $\alpha \in \{0, 1\}$, there is a framing $[C_\alpha, x_\alpha]$, for π_1, π_2 , where $x_\alpha \in C_\alpha \cap Q$ and the mating paths are in Q .*

Lemma 9. *Let s_p, s_q, s_r be distinct terminals in a quadrant Q belonging to three distinct pairs. Then there is a framing in Q for π_p, π_q to C_α , for some $\alpha \in \{0, 1\}$, and there is an edge disjoint mating path in Q from s_r to C_β , where $\beta = \alpha + 1 \pmod{2}$, and edge disjoint from C_1 .*

Lemma 10. *Let s_1, s_2, s_3 be distinct terminals in a quadrant Q (belonging to distinct pairs); let $y_0 \in Q$ be a corner vertex of Q with degree three in G , and let $z \in \{x_0, y_0\}$ be a fixed corner vertex of Q . Then,*

- (i) *for some $1 \leq p < q \leq 3$, there is a framing in Q for π_p, π_q to C_0 , and there is an edge disjoint mating path in Q from the third terminal to C_1 ;*
- (ii) *for some $1 \leq p < q \leq 3$, there is a framing in Q for π_p, π_q to C_1 , and there is an edge disjoint mating path in Q from the third terminal to z ;*

Lemma 11. Let A be a boundary line of a quadrant $Q \subset G$. Let Q_0 be the subgraph obtained by removing the edges of A from Q , and let Q_i , $1 \leq i \leq 4$, be one of the subgraphs in Fig.2 obtained from Q_0 by edge removal and edge contraction.

(i) For any $H = Q_i$, $1 \leq i \leq 4$, and for any three distinct terminals of H there exist edge disjoint mating paths in H from the terminals into not necessarily distinct vertices in A .

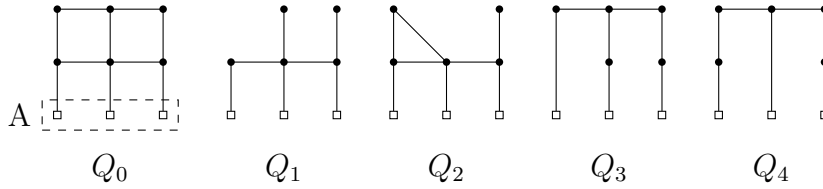


Figure 2: Mating into A in adjusted quadrants

(ii) If s_1, t_1, s_2 are not necessarily distinct terminals in Q_0 then there is an s_1, t_1 -path in Q_0 and an edge disjoint mating path from s_2 into a vertex of A .

(iii) From any three distinct terminals of Q_0 there exist pairwise edge disjoint mating paths into three distinct vertices of A . Furthermore, the claim remains true if two terminals not in A coincide.

Lemma 12. Let A, B be a horizontal and a vertical boundary line of quadrant Q , let c be the corner vertex of Q not in $A \cup B$, and let b be the middle vertex of B (see Q_0 in Fig.3). Denote by Q_0 the grid obtained by removing the edges of A from Q , and let T be a set of at most four distinct terminals in Q_0 .

(i) If $T \subset Q_0 - A$ and $c \notin T$, then for every terminal $s \in T$, there is a linkage in Q_0 to connect s to b , and there exist edge disjoint mating paths in Q_0 from the remaining terminals of T into not necessarily distinct vertices of A .

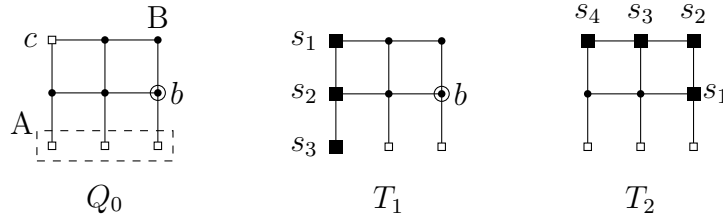


Figure 3: Projection to A

(ii) If T is different from T_1 and T_2 in Fig.3, then for $\min\{3, |T|\}$ choices of a terminal $s \in T$, there is a linkage in Q_0 to connect s to b , and there exist edge disjoint

mating paths in Q_0 from the remaining terminals of T into not necessarily distinct vertices of A .

(iii) If T is one of T_1 and T_2 in Fig.3, then the claim in (ii) above is true only for $s = s_1$ and s_2 .

Lemma 13. Let A, B be a horizontal and a vertical boundary line of a quadrant Q . For every $s_1, t_1, s_2, s_3 \in Q$ and $\psi : \{s_2, s_3\} \rightarrow \{A, B\}$, there is a linkage for π_1 , and there exist edge disjoint mating paths in Q from $s_j, j = 2, 3$, to distinct vertices $s_j^* \in \psi(s_j)$.

3 Proof of Theorem 2

Proposition 14. The 6×6 grid is not 5-path-pairable.

Proof. Eight terminals are located in the upper left quadrant of $G = P_6 \square P_6$ as shown in Fig.4; t_1 and t_5 are be placed anywhere in G . We claim that there is no linkage for $\pi_i, 1 \leq i \leq 5$. Assume on the contrary that there are pairwise edge disjoint s_i, t_i -paths, for $1 \leq i \leq 5$. Then P_1, P_2, P_3 , and P_5 must leave the upper left 2×2 square.

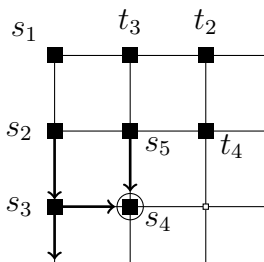


Figure 4: Unresolvable pairings

By symmetry, we may assume that P_5 starts with the edge $s_5 - (3, 2)$, furthermore, either P_1 or P_2 must use the edge $(2, 1) - (3, 1)$. Then either P_3 or one of P_1 and P_2 uses the edge $(3, 1) - (3, 2)$. Thus a bottle-neck is formed at vertex $(3, 2)$, since two paths are entering there and P_4 must leave it, but only two edges, $(3, 2) - (3, 3)$ and $(3, 2) - (4, 2)$ are available, a contradiction. \square

Proposition 15. The 6×6 grid is 4-path-pairable.

Proof. We partition the grid $G = P_6 \square P_6$ into four quadrants, named NW, NE, SW, SE according to their ‘orientation’. Given the terminal pairs $\pi_i = \{s_i, t_i\} \subset G$,

$1 \leq i \leq 4$, a solution consists of pairwise edge disjoint s_i, t_i -paths, P_i , for $1 \leq i \leq 4$, and is referred to as a *linkage* for π_i , $1 \leq i \leq 4$. Our procedure described in terms of a tedious case analysis is based on the distribution of $T = \cup_{i=1}^4 \pi_i$ in the four quadrants. The distributions of the terminals with respect to the quadrants are described with a so called *q-diagram* \mathcal{D} defined as a (multi)graph with four nodes labeled with the four quadrants $Q_1, Q_2, Q_3, Q_4 \subset G$, and containing four edges (loops and parallel edges are allowed): for each terminal pair $\{s_i, t_i\} \subset T$, $1 \leq i \leq 4$, there is an edge $Q_a Q_b \in \mathcal{D}$ if and only if $s_i \in Q_a, t_i \in Q_b$.

The proof is split into main cases A and B according to whether some quadrant contains a terminal pair, that is the diagram \mathcal{D} is loopless, or \mathcal{D} contains a loop.

Case A: no quadrant of G contains a terminal pair. Observe that in this case the maximum degree in the q-diagram is at most 4.

A.1: every quadrant has two terminals (the q-diagram is 2-regular). There are four essentially different distributions, apart by symmetries of the grid, see in Fig.5. We may assume that $s_1, s_2 \in NW$ and $s_3, s_4 \in Q$, where $Q = SE$ for the leftmost q-diagram and $Q = NE$ for the other ones as indicated by the blackened nodes of the q-diagrams.

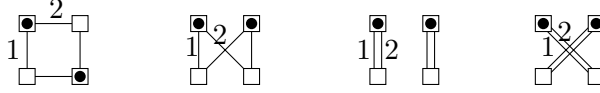


Figure 5: $\|Q\| = 2$, for every quadrant

For each distributions we apply Lemma 8 (ii) to obtain a framing in NW for π_1, π_2 to C_0 and another framing in Q for π_3, π_4 to C_1 . Since the other two quadrants contain two-two terminals, it is possible to mate t_1, t_2 into vertices of C_0 and t_3, t_4 into vertices of C_1 by using Lemma 8 (i). Then the linkage is completed along the cycles C_0 and C_1 .

A.2: the maximum degree of the q-diagram is 3, and there is just one node with maximum degree, let $\|NW\| = 3$. Fig.6 lists q-diagrams with this property. Let

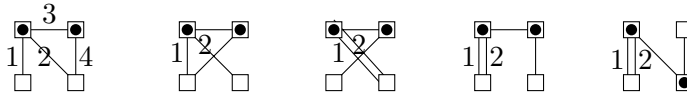


Figure 6: NW has 3 terminals all other quadrants have less

$s_1, s_2, s_3 \in NW$, let $Q = NE$ for the first four q-diagrams, and let $Q = SE$ for the last

q-diagram (see blackened nodes in Fig.6). Applying Lemma 9 with quadrant NW and $p = 1, q = 2$, we obtain a framing in NW for π_1, π_2 to C_α , for some $\alpha \in \{0, 1\}$, furthermore, we obtain a mating of s_3 into a vertex in $C_\beta \cap NW$, where $\beta = \alpha + 1 \pmod{2}$. Recall that the remaining quadrants contain at most two terminals. We use Lemma 8 (ii) with quadrant Q which yields a framing in Q for π_3, π_4 to C_β . The solution is completed by mating the remaining terminals to the appropriate cycles applying Lemma 8 (i).

A.3: there are two quadrants containing three terminals, let $\|NW\| = \|Q\| = 3$, where $Q = NE$ or SE , see Fig.7. Let $s_1, s_2, s_3 \in NW$, and $t_1, t_2 \in Q$.

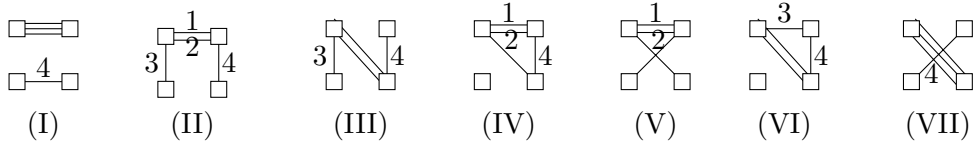


Figure 7: $\|NW\| = \|Q\| = 3$

For the q-diagram (I) we define $G^* = G - (A(5) \cup A(6))$. We mate the terminals from row $A(4)$ to $s'_4, t'_4 \in A(5) \cup A(6)$ along columns of G . Since $G^* \cong P_4 \square P_6$ is 3-path-pairable by Lemma 7, there is a linkage for π_1, π_2, π_3 in G^* . Furthermore, there is an edge disjoint s'_4, t'_4 -path in the connected subgrid $A(5) \cup A(6)$ thus completing a solution.

For the q-diagrams (II) and (III) let $t_4 \in Q$, where $Q = NE$ or SE , respectively. We apply Lemma 11 (iii) for NW and for Q with horizontal boundary line $A = A(3) \cap NW$ and in $A = A(3) \cap NE$ or $A(4) \cap SE$, respectively. Thus we obtain six distinct mates

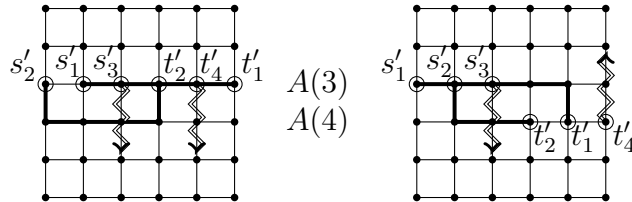


Figure 8: Cases (II) and (III)

$s'_1, s'_2, s'_3 \in A(3) \cap NW$ and $t'_1, t'_2, t'_4 \in A(3) \cap NE$ or $A(4) \cap SE$, see the encircled vertices in Fig. 8. Observe that the mating paths are edge disjoint from the 2×6 grid $G^* = A(3) \cup A(4)$. The mating paths from s'_3 and t'_4 can be extended into the

neighboring quadrants containing t_3 and s_4 along the columns of G (zigzag lines in Fig.8). Furthermore, a linkage for π_2 can be completed by an s'_2, t'_2 -path in G^* not using edges of $A(3)$, and a linkage for π_3 can be completed by an s'_3, t'_3 -path in G^* not using edges of $A(4)$.

The solution for the q-diagrams (IV) and (V) follows a similar strategy using Lemma 12. Assume that as a result of applying Lemma 12 twice, for quadrants NW and NE, we find a common index $\ell \in \{1, 2\}$, say $\ell = 1$, that satisfies the following property: there exists a path in NW from s_1 to $s'_1 = (2, 3)$, and there exists a path in NE from t_1 to $t'_1 = (2, 4)$, furthermore, terminals $s_2, s_3 \in NW, t_2, t_4 \in NE$ are mated into not necessarily distinct vertices $s'_2, s'_3, t'_2, t'_4 \in A(3)$ using edge disjoint mating paths. Now we complete a linkage for π_1 by adding the edge $s'_1 t'_1 \in A(2)$. Since the mating paths do not use edges of $A(3)$, a linkage for π_2 can be completed by adding an s'_2, t'_2 -path in $A(3)$. Next we extend the mating paths from s'_3 and t'_4 into $s_3^*, t_4^* \in A(4)$ along the columns of G . Since $G^* = G - (NW \cup NE)$ contains t_3, s_3^*, s_4, t_4^* and since, by Lemma 6, $G^* \cong P_3 \square P_6$ is weakly 2-linked, the linkage for π_3, π_4 can be completed in G^* .

A common index $\ell \in \{1, 2\}$ as above exists by the pigeon hole principle if one of the terminal set in NW or in NE is different from type T_1 in Fig.3. If the terminals in both quadrants are of type T_1 , then we have $s_1, s_2, s_3 \in B(1) \cap NW$ and $t_1, t_2, t_4 \in B(6) \cap NE$. Now we mate s_1, s_2, t_1, t_2 into the 3×4 grid G' induced by $(NW \cup NE) \setminus (B(1) \cup B(6))$ along their rows, furthermore, we mate s_3, t_4 to vertices $s_3^*, t_4^* \in A(4)$ along their columns. Since G' is 2-path-pairable, a linkage for π_1, π_2 can be completed in G' . Since the weakly 2-linked $G^* = G - (NW \cup NE)$ contains s_3^*, t_3, s_4, t_4^* , there are edge disjoint paths from s_3^* to t_3 and from s_4 to t_4^* completing a linkage in G^* for π_3 and π_4 .

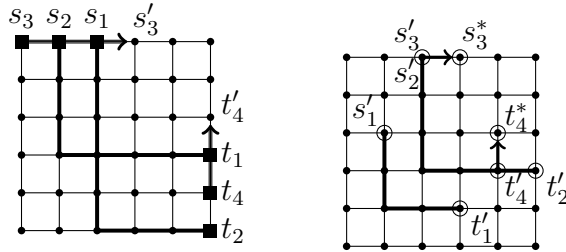


Figure 9: Case (VI)

For the diagram (VI) suppose that $s_1, s_2, s_3 \in A(1) \cap NW$ and $t_1, t_2, t_4 \in B(6) \cap SE$. Mate s_3 into $s'_3 \in B(4)$ along $A(1)$, and mate t_4 into $t'_4 \in A(3)$ along $B(6)$. Since

$s'_3, t_3, s_4, t'_4 \in NE$, and NE is weakly 2-linked, a linkage can be completed in NE for π_3, π_4 . For the pairs π_1, π_2 a linkage can be obtained easily by taking shortest paths through SW as shown in the left of Fig.9.

Assume now that the terminals in one of the quadrants NW and SE is not of type T_1 as before. Then we apply Lemma 12 for NW with $A = B(3) \cap NW$ and $b = (3, 2)$, and we apply Lemma 12 for SE with $A = A(4) \cap SE$ and $b = (5, 4)$. Then by the pigeon hole principle, we obtain a common index $\ell \in \{1, 2\}$, say $\ell = 1$, which satisfies: there exists a path in NW from s_1 to $s'_1 = (3, 2)$, and there exists a path in SE from t_1 to $t'_1 = (5, 4)$, furthermore, terminals $s_2, s_3 \in NW$, $t_2, t_4 \in NE$ are mated into not necessarily distinct vertices $s'_2, s'_3 \in B(3)$ and $t'_2, t'_4 \in A(4)$ using edge disjoint mating paths. We take an s'_2, t'_2 -path in $B(3) \cup A(4)$ to complete a linkage for π_2 . Then the mating paths to s'_3, t'_4 are extended into $s^*_3, t^*_4 \in NE$. Since NE is weakly 2-linked, a linkage can be completed there for π_3, π_4 (see on the right of Fig.9).

For q -diagram (VII) we apply Lemma 10 (i) with $Q = NW$ and $y_0 = (1, 3)$. W.l.o.g. we assume that there is a framing in NW for π_1, π_2 with C_1 and a mating of s_3 into y_0 . We extend this mating path to $s^*_3 = (1, 4) \in NE$. Next we apply Lemma 9 with $Q = SE$, and $p = 1, q = 2$. Thus we obtain a framing in SE for π_1, π_2 to C_α , for some $\alpha \in \{0, 1\}$.

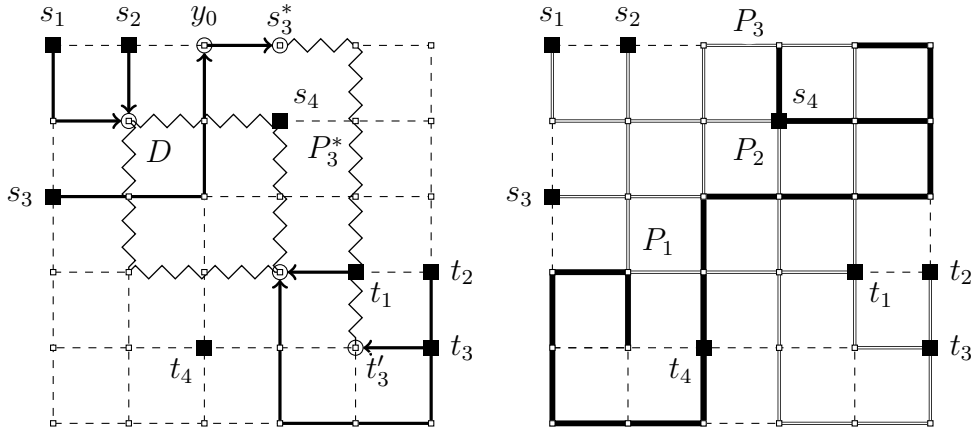


Figure 10: Case (VII)

For $\alpha = 1$, a linkage for π_1, π_2 is completed along C_1 and t_3 is mated in SE to $(4, 4) \in C_0$. It remains to build a framing in NE for π_3, π_4 with C_0 . For this purpose we apply Lemma 8 with $s^*_3, s_4 \in NE$ and mate t_4 in SW to C_0 not using edges of C_1 .

For $\alpha = 0$, the solution is obtained by combining the frames as follows. Let D be the 8-cycle spanned by the neighbors of $(3, 3)$ (see the left of Fig.10). Observe that

no edges of D have been used by the mating paths in the two framing. Thus a linkage P_1, P_2 for π_1, π_2 is completed around D . A linkage P_3 for π_3 can be completed by a path $P_3^* \subset A(1) \cup B(5)$ from s_3^* to $t_3' = (5, 5)$. The right picture in Fig.10 shows that s_4 and t_4 are not disconnected by the linkage built so far, the tree highlighted in the picture saturates all vertices of $NE \cup SW$ and edge disjoint from $P_1 \cup P_2 \cup P_3$. Hence there is a linkage for π_4 .

A.4: $\|NW\| = 4$, let $s_1, s_2, s_3, s_4 \in NW$. Two cases will be distinguished according to whether there is a quadrant $Q \neq NW$ with three or more terminals or not. By symmetry, we may assume that $\|NE\| \geq \|SW\|$.

A.4.1: $\|Q\| \geq 3$, where $Q = NE$ or SE .

In each case we apply Lemma 12 twice: for NW with $A = A(3) \cap NW$, $B = B(3) \cap NW$, then for Q , with $A = A(3) \cap Q$, $B = B(3) \cap Q$, if $Q = NE$ or with $A = B(4) \cap Q$, $B = A(4) \cap Q$, if $Q = SE$.

Assume that there is a common index ℓ , $1 \leq j \leq 4$, resulting from the two applications of Lemma 12, such that s_ℓ is linked to $(2, 3)$ in NW and $t_\ell \in NE$ is linked in NE to $(2, 3)$ or $t_\ell \in SE$ is linked in SE to $(4, 4)$, furthermore, the remaining (five or six) terminals are mated into $A(3) \cap NW$ and into $A(3) \cap NW$ or $B(4) \cap SE$.

First we complete a linkage for π_ℓ by the inclusion of the edge $(2, 3) - (2, 4)$. W.l.o.g. assume that $\ell = 1$. Lemma 12 also implies that the mating paths leading from s_2, s_3, s_4 to the not necessarily distinct mates s_2', s_3', s_4' are not using the edges of $A(3)$, and similarly, the mating paths in Q to the not necessarily distinct mates $t_i' \in Q$ are not using the edges $A(3)$ or $B(4)$, for $Q = NE$ or SE .

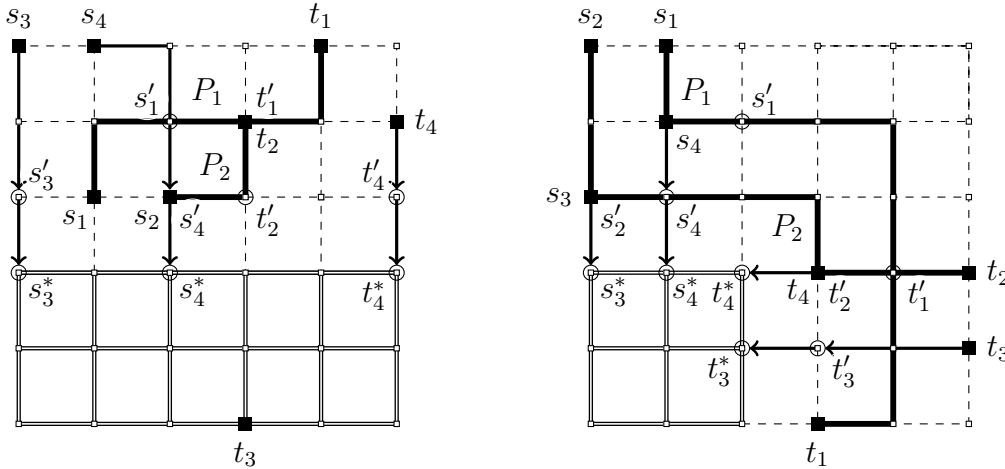


Figure 11: $\|NW\| = 4$, $\|Q\| \geq 3$

Next a linkage for another pair π_j , $2 \leq j \leq 4$ is completed along $A(3)$ (if $Q = \text{NE}$) or along $A(3) \cup B(4)$ (if $Q = \text{SE}$), where j is selected as follows: j is arbitrary provided all mates are distinct; j is an index if $s'_j \in A(3)$ or $t'_j \in A(3)$ or $t'_j \in B(4)$ is the only vertex hosting two mates in NW (or in Q); if both NW and Q contain repeated mates, then $j \in \{2, 3, 4\}$ is selected to satisfy that both s'_j and t'_j are repeated mates (such index j exists by the pigeon hole principle). W.l.o.g. let $j = 2$.

Finally, a linkage can be obtained by extending (three or four) mating paths from the remaining distinct mates into neighbors in $SW \cup SE$ (if $Q = \text{NE}$) or into neighbors in SW (if $Q = \text{SE}$). Then the linkage for π_3, π_4 can be completed in the 3×6 grid $SW \cup SE$ or in the quadrant SW which are both weakly-2-linked, by Lemma 6 (Fig.11 shows solutions).

Therefore a solution is obtained once a common index ℓ can be selected to link π_ℓ as above. By the pigeon hole principle there is a common index ℓ unless the terminal set in NW is of type T_2 , and the terminal set in Q is of type T_1 or T_2 in Fig.3 (ii).

We handle the exceptional cases one-by-one. Let $s_1 = (2, 3)$, $s_2 = (1, 3)$, $s_3 = (1, 2)$ and $s_4 = (1, 1)$.

For $\|SE\| = 4$, if the terminals in NW are located according to type T_2 as well, then the argument using the common index ℓ can be repeated by switching the role of NE and SE . Since the pattern T_2 is not symmetric about the diagonal, the solution above works.

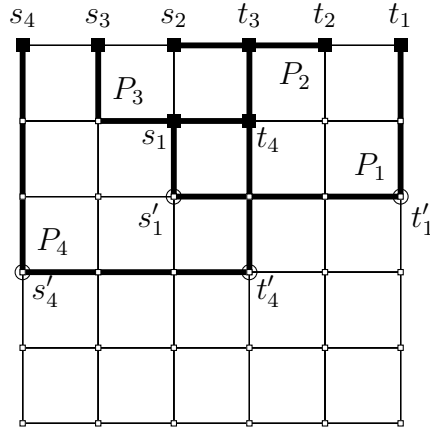


Figure 12: $\|NE\| = 4$

For $\|NE\| = 4$, we have $\{t_3, t_4\} = \{(1, 4), (2, 4)\}$ and $\{t_1, t_2\} = \{(1, 5), (1, 6)\}$. Thus there are two pairs are in $A(1)$, say $\pi_2, \pi_3 \subset A(1)$. Their linkage can be done using the s_2, t_2 -path $P_2 \subset A(1)$ and the s_3, t_3 -path $P_3 \subset (B(2) \cup A(2) \cup B(4))$. The remaining terminals can be mated along their distinct columns into vertices

$s'_1, t'_1 \in A(3)$ and $s'_4, t'_4 \in A(4)$. The linkage for π_1, π_4 can be completed along $A(3)$ and $A(4)$, respectively (see Fig.12).

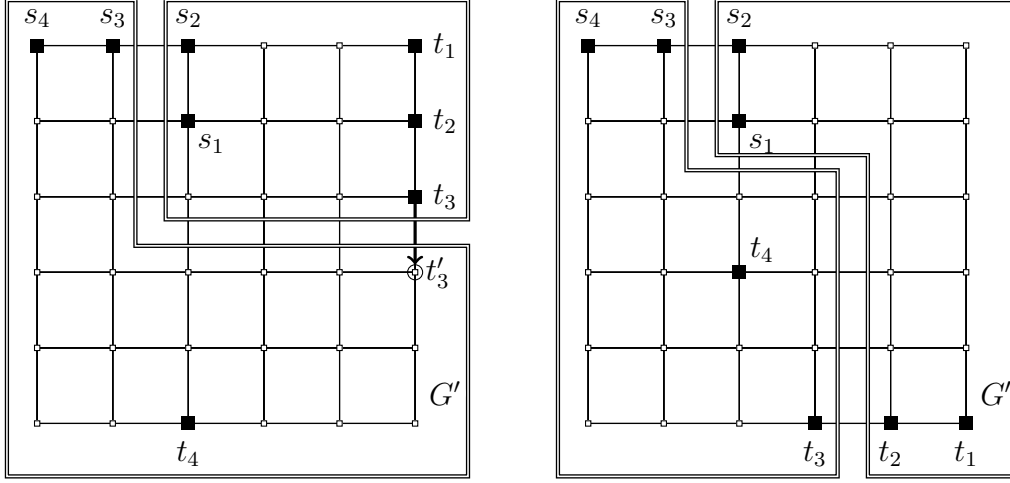


Figure 13:

For $\|NE\| = 3$ we have $\{t_1, t_2\} = \{(1, 6), (2, 6)\}$ and $(3, 6) = t_3$ or t_4 . First we mate the terminal at $(3, 6)$ to $(4, 6)$. The grid $G' = (SW \cup SE) \cup (B(1) \cup B(2))$ is 2-path pairable, thus a linkage for π_3, π_4 can be completed in G' . In $G - G'$ which is 2-path-pairable as well, there is a linkage for π_1, π_2 (see the left of Fig. 13).

For $\|SE\| = 3$ we have $\{t_1, t_2\} = \{(6, 5), (6, 6)\}$ and $(6, 4) = t_3$ or t_4 . The 2-path pairable grid $G' = (A(1) \cup A(2)) \cup (B(5) \cup B(6)) \setminus (B(1) \cup B(2))$ and its complement are both 2-path pairable. Thus G' contains a linkage for π_1, π_2 , and $G - G'$ contains a linkage for π_3, π_4 (see the right of Fig. 13).

In the remaining cases we have $\|Q\| \leq 2$, for every $Q \neq NW$. Since $2 \geq \|NE\| \geq \|SW\|$, we have either $\|SE\| = 2$ and $\|NE\| = \|SW\| = 1$ or $\|NE\| = 2$.

A.4.2: $\|SE\| = 2$ and $\|NE\| = \|SW\| = 1$. We apply Lemma 12 for NW with $A = A(3) \cap NW$ and $B = B(3) \cap NW$. There are at least two terminals that can be mapped into $(2, 3)$, hence by the pigeon hole principle, there is an index $1 \leq \ell \leq 4$ such that s_ℓ is mated to $s'_\ell = (2, 3)$ and $t_\ell \in NE \cup SE$. W.l.o.g. we may assume that $\ell = 1$, and the terminals s_2, s_3, s_4 are mated into $s'_2, s'_3, s'_4 \in A(3)$ by the lemma. If $t_1 \in NE$, then a linkage for π_1 is completed by an s'_1, t_1 -path. Moreover, if s'_2, s'_3, s'_4 are distinct then the linkage for the remaining terminals can be completed in the 3-path-pairable grid $G^* = G - (A(1) \cup A(2))$.

Assume now that s'_2, s'_3, s'_4 are not distinct, let $w \in A(3) \cap NW$ be the mate of two

terminals of NW, that is $s'_i = s'_j = w$, for some $2 \leq i < j \leq 4$ (actually, one of them is a terminal, $s'_i = s_i$ or $s'_j = s_j$). Since $\|SW\| \leq 1$, t_i or t_j is a terminal in $NE \cup SE$, say $t_i \in NE \cup SE$; let t_k be the third terminal in $NE \cup SE$ (that is $t_1, t_i, t_k \in N$).

We plan to specify a linkage for π_1 by mating t_1 to s'_1 , then specify a linkage for π_i by mating t_i to a vertex of $A(3)$; the remaining terminals can be mated into the weakly 2-linked SW and find there a linkage for π_j, π_k . The plan is easy to realize provided $t_1 \in NE$. It is enough to mate $t_i \in SE$ along its column to $t'_i \in A(3)$, then $s'_j, s'_k \in A(3)$ to $s_j^*, s_k^* \in A(4)$, and to mate $t_k \in SE$ along its row to $t_k^* \in B(3)$.

Assume now that $t_1 \in SE$. We introduce three auxiliary terminals in NE, let $x = (2, 4)$, $x' = (3, 5)$, and $y = (3, 4)$. There exist an x, x' -path X and an edge disjoint path Y from the terminal of NE to y not using edges of $A(3)$. If the terminal of NE is t_k , and thus $t_1, t_i \in SE$, then we extend Y to $t_k^* = (4, 3)$ by adding the path $y - (4, 4) - t_k^*$, furthermore, we mate t_1 to $t'_1 = (4, 5)$ and we mate t_i to $t'_i = (4, 6)$ (see the left of Fig.14). If the terminal of NE is t_i , and thus $t_1, t_k \in SE$, let $t'_i = y$ be the mate of t_i , we mate t_1 to $t'_1 = (4, 5)$, and we mate t_k to $t'_k = (6, 3)$.

In each case we complete a linkage for π_1 by adding the path X and the two edges $s'_1 x$ and $t'_1 x'$; and we complete a linkage for π_i by adding the s'_i, t'_i -path in $A(3)$. The unpaired terminals/mates from $A(3) \cup B(4)$ are mated into the weakly 2-linked quadrant SW to complete a solution. An example is shown in the left of Fig.14.

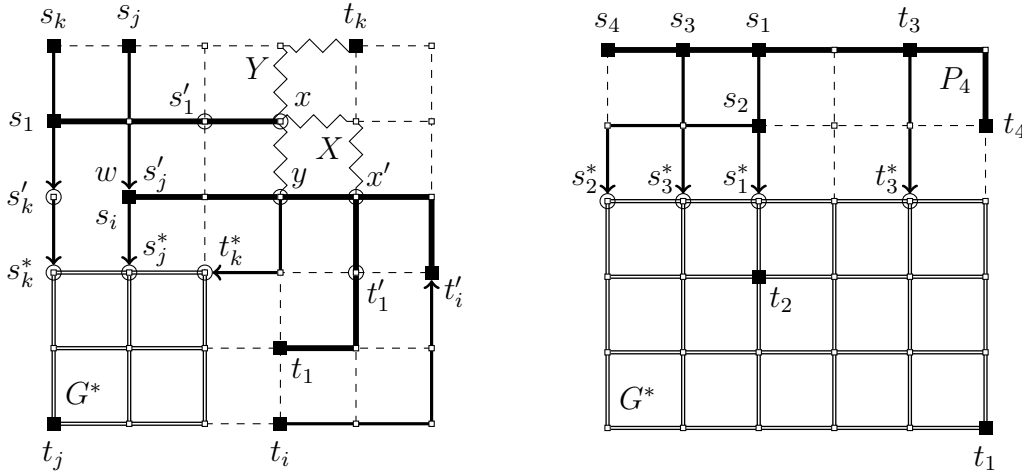


Figure 14: $\|NW\| = 4$

A.4.3: $\|NE\| = 2$. The solution starts with Lemma 12 applied for NW with $A = A(3) \cap NW$ and $B = B(3) \cap NW$. Since $\|NW\| = 4$, there are three terminals that can be mated to $b = (2, 3)$ and the other ones to A unless the four terminals in NW are located according to type T_2 in Fig.3. First we sketch a solution for

this exceptional case when $\{s_1, s_2\} = \{(1, 3), (2, 3)\}$ and $\{s_3, s_4\} = \{(1, 1), (1, 2)\}$, furthermore, the two terminals in NE are t_3, t_4 . The solution on the right of Fig.14 starts with a linkage P_4 for π_4 not using edges of NW not in $A(1) \cap NW$, and mating the other terminals of $NW \cup NE$ into distinct vertices $s_1^*, s_2^*, s_3^*, t_3^* \in A(3)$. The linkage is completed for π_1, π_2, π_3 in the 3-path-pairable $G^* = G - (A(1) \cup A(2))$.

Therefore, we may assume that the terminals in NW are not in position T_2 , and when we apply Lemma 12 for NW with $A = A(3) \cap NW$ and $B = B(3) \cap NW$, there are three terminals one can map into $(2, 3)$. By the pigeon hole principle, there is an index $1 \leq \ell \leq 4$ such that s_ℓ is mated to $s'_\ell = (2, 3)$ and $t_\ell \in NE \cup SE$. W.l.o.g. we may assume that $\ell = 1$, and the terminals s_2, s_3, s_4 are mated into $s'_2, s'_3, s'_4 \in A(3)$ by the lemma. If s'_2, s'_3, s'_4 are distinct, then we follow the solution given for the particular case above. A linkage for π_1 is specified first, then the 3-path-pairability of $G^* = G - (A(1) \cup A(2))$ is used to obtain a linkage for the remaining pairs.

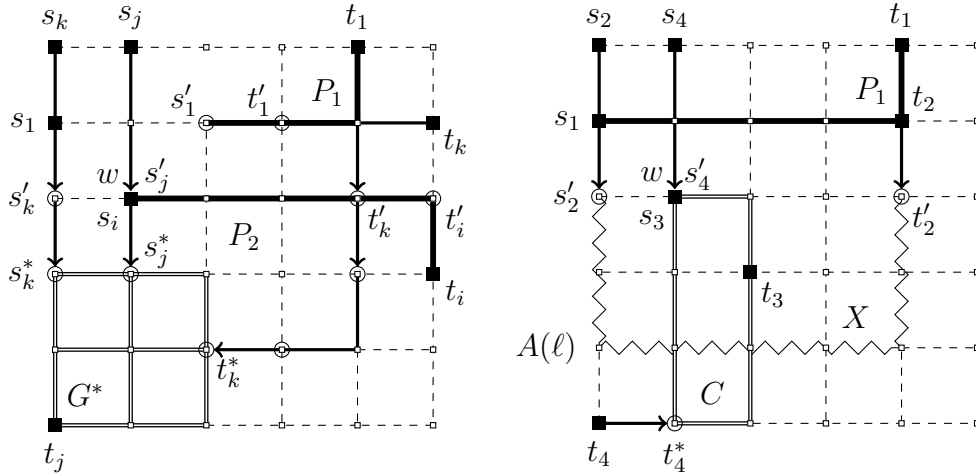


Figure 15: $\|NW\| = 4, \|NE\| = 2$

Thus we assume that s'_2, s'_3, s'_4 are not distinct. Let $w \in A(3) \cap NW$ be the mate of two terminals of NW, that is $s'_i = s'_j = w$, for some $2 \leq i < j \leq 4$ (actually, one of them is a terminal, $s'_i = s_i$ or $s'_j = s_j$). For $\|SW\| \leq 1$, t_i or t_j is a terminal in $NE \cup SE$, say $t_i \in NE \cup SE$. Now t_i is mated to $t'_i \in A(3)$ and a linkage for π_i is completed by adding the s'_i, t'_i -path in $A(3)$. Then we mate the unlinked terminals of $NW \cup NE$ into the weakly 2-linked quadrant SW to complete there the linkage for the remaining pairs π_j, π_k (see in the left of Fig.15).

To tackle the last subcase we may assume that $t_1, t_k \in NE$ and $t_i, t_j \in SW$. W.l.o.g. let $i = 3, j = 4$, that is $s'_3 = s'_4 = w \in A(3) \cap NW$ and $t_3, t_4 \in SW$. Let $P_1 \subset NW \cup NE$ be a linkage for π_1 , let $s'_2 \in (A(3) \setminus \{w\}) \cap NW$ and $t'_2 \in A(3) \cap NE$,

as obtained before. There is a row $A(\ell)$, $4 \leq \ell \leq 6$ containing no terminal, thus a linkage for π_2 can be completed by adding the path Y from s'_2 to t'_2 in the union of their columns and $A(\ell)$.

Define $C \subset SW$ to be the cycle bounded vertically by the two columns not containing s'_2 and bounded horizontally by $A(3)$ and by row $A(5)$ if $\ell = 6$ or by row $A(6)$ if $\ell \neq 6$. In this way we obtain a frame $[C, w]$. Since $t_3, t_4 \notin X$, if t_3 and/or t_4 is not in C it can be mated easily into C along its row, thus the linkage for π_3, π_4 is obtained along the frame. An example is shown in the right of Fig.15.

Case B: there is a quadrant containing a pair. Assume that NW contains a pair and it has the largest number of terminals with this property.

B.1. $\|NW\| = 7$ or 8 . The strategy consists in linking two pairs in NW and mating the remaining terminals into $G - NW$ which is weakly 2-linked by Lemma 6. This plan works due to Lemma 3.

B.2. $\|NW\| = 6$.

First we assume that NW consists of three pairs, let $\pi_1, \pi_2, \pi_3 \in NW$. We extend NW into the grid $H \cong P_4 \square P_4$ by including the 7-path $L \subset (A(4) \cup B(4))$ between $(1, 4)$ and $(4, 1)$. By Lemma 6, H is 3-path-pairable, therefore, there is a linkage in H for π_1, π_2 and π_3 . Removing the edges of H from G a connected graph remains, which contains a linkage for π_4 .

Next we assume that NW contains π_1, π_2 and the terminals s_3, s_4 . W.l.o.g. assume that $\|NE\| \geq \|SW\|$, and let $A = NW \cap A(3)$, $B = NW \cap B(3)$ and $x_0 = (3, 3)$. We apply Lemma 4 for $Q = NW$. We obtain a linkage for π_1 (or π_2 or both), and a mating of the remaining terminals into distinct vertices of $A \cup B$ such that $B - x_0$ contains at most one mate. We extend these mating paths ending at $(A \cup B) \setminus \{x_0\}$ into at most three vertices of $\{(4, 1), (4, 2), (1, 4), (2, 4)\}$. Observe that after this step both quadrants NE and SW contain at most three (not necessarily distinct) terminals/mates.

Let $G^* = G - (A(1) \cup A(2) \cup B(1) \cup B(2))$, and let $L^* \subset (A(3) \cup B(3))$ be the 7-path bounding G^* . By applying Lemma 11 (iii) twice, the terminals/mates in NE and those in SW can be mated to distinct vertices of L^* without using edges in L^* . By Lemma 7, $G^* \cong P_4 \square P_4$ is 3-path-pairable, hence the linkage for π_2 (or π_1) and π_3, π_4 can be completed in G^* .

B.3. $\|NW\| = 5$. First we assume that NW contains π_1, π_2 and a terminal s_3 . As in case B.2, we extend NW into the grid $H \cong P_4 \square P_4$ by including the 7-path $L \subset (A(4) \cup B(4))$ from $(1, 4)$ to $(4, 1)$. Let s_3^* be any terminal-free vertex on L . Since H is 3-path-pairable, there is a linkage in H for the pairs π_1, π_2 and $\{s_3, s_3^*\}$. Next we

mate s_3^* and the remaining terminals of L into $G - H$ using edges from G to $G - H$. By Lemma 6, $G - H = A(5) \cup A(6) \cup B(5) \cup B(6)$ is weakly 2-linked thus a linkage can be completed there for the pairs π_3, π_4 .

Next we assume that NW contains π_1 and the terminals s_2, s_3, s_4 . W.l.o.g. assume that $\|NE\| \geq \|SW\|$, and apply Lemma 5 with NW to obtain a linkage for π_1 and mates $s'_2, s'_3 \in A(3)$, $s'_4 \in B(3) \cap NW$. For $\|NE\| \leq 2$ the solution is completed similarly to the one in B.2 as above.

For $\|NE\| = 3$ we extend the mating paths from s'_2, s'_3 to vertices $s_2^*, s_3^* \in A(4) \cap SW$ and the mating path from s'_4 to $s_4^* \in B(4) \cap NE$. If $s_4^* \notin \{t_2, t_3, t_4\}$, then we apply Lemma 13 to obtain a linkage for π_4 and the mating of t_2, t_3 to $t_2^*, t_3^* \in A(4)$.

Assume that $s_4^* = t_i$, for some $2 \leq i \leq 4$. If $s_4^* = t_4$, then a linkage is obtained for π_4 , and we mate t_2, t_3 to $t_2^*, t_3^* \in A(4)$. W.l.o.g. let $s_4^* = t_2 = w$. For $w = (3, 4)$ we take a w, t_4 -path in the weakly 2-linked NE to complete the linkage for π_4 , and we mate t_3 to $t'_3 \in A(3) \cap NE$; then we mate t_2, t'_3 to $t_2^*, t_3^* \in A(4)$. For $w = (2, 4)$ we mate t_2 into $(4, 4)$ along $B(4)$. Then we take a w, t_4 -path in the weakly 2-linked $NE \setminus (3, 3)$ to complete the linkage for π_4 , and we mate t_3 to $t_3^* \in A(4)$. In each case we have $s_2^*, t_2^*, s_3^*, t_3^* \in A(4)$, thus a linkage for π_2, π_3 can be completed in the weakly 2-linked halfgrid $SW \cup SE$.

B.4: $\|NW\| \leq 4$. Recall that NW contains a pair, say π_1 , and NW has the largest number of terminals with this property.

B.4.1. If $\|NW\| = 2$ or 3 , then it contains one pair, say π_1 , and by the choice of NW , we have $\|NE\| \leq 3$. Applying Lemma 11 (ii) for NW and (iii) for NE , there is a linkage in NW for π_1 and there are distinct matings for the other terminals of $NW \cup NE$ into distinct vertices of $A(3)$ without using edges of $A(3)$. A linkage for π_2, π_3, π_3 can be completed in the grid $G - (A(1) \cup A(2)) \cong P_4 \square P_6$ which is 3-path-pairable by Lemma 7.

B.4.2. Let $\|NW\| = 4$. If NW contains two pairs then their linkage can be done in NW and the linkage of the other two pairs in $G - NW$, since both Q and $G - NW$ are 2-path-pairable, by Lemma 6. Thus we may assume that NW contains π_1 and terminals s_2, s_3 . We distinguish cases where π_4 is contained by some quadrant $Q \neq NW$ or s_4, t_4 are in distinct quadrants.

If $\pi_4 \subset Q$, then we may assume, by symmetry, that $Q = NE$ or SE . For $\pi_4 \subset NE$, we apply Lemma 13 twice. The pair π_1 is linked in NW and s_2, s_3 are mated into $A(3) \cap NW$; the pair π_4 is linked in NE and the remaining terminals are mated to $A(3) \cap NE$. Then the four (distinct) terminals/mates from $A(3)$ are mated further into $SW \cup SE$ which is weakly 2-linked by Lemma 6. Thus a linkage for π_2, π_3 can be completed in $SW \cup SE$.

Assume next that $\pi_4 \subset SE$. We apply Lemma 13 with NW to obtain a linkage for π_1 and mates of s_2, s_3 through the appropriate boundary of NW into the neighboring

quadrants. For s_j , $j = 2, 3$, we set $\psi(s_j) \subset A(3)$ if $t_j \in SW$, and $\psi(s_j) \subset B(3)$ if $t_j \in NE \cup SE$. Using Lemma 13 with SE we take a linkage for π_4 and mate $t_j \in SE$ into the neighboring quadrant where s_j is mated from NW. Then we obtain the linkage for π_2, π_3 in the weakly 2-linked quadrants SW and/or NE.

The remaining cases, where π_4 does not belong to any quadrant are listed in Fig.16.

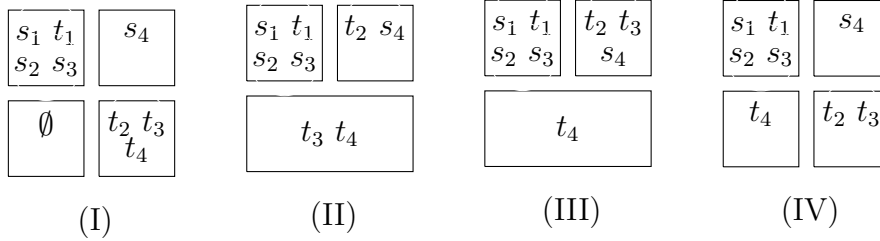


Figure 16: $\|NW\| = 4$, $\pi_1 \subset NW$

For type (I), Lemma 13 is used for SE and for NW similarly as above. Thus we obtain a linkage in NW for π_1 , a linkage in SW for π_2, π_3 , and a linkage in NE for π_4 .

For type (II), we apply Lemma 13 with NW to find a linkage for π_1 and to mate s_2 to $s_2^* \in B(4) \cap NE$ and to mate s_3 into $s_3^* \in A(4) \cap SW$. Then Lemma 11 (ii) is used with NE to complete a linkage in NW for π_2 and to mate t_3 to $t_3^* \in A(4) \cap SE$. The linkage for π_3, π_4 can be completed in $SW \cup SE$ which is weakly 2-linked, by Lemma 6.

For types (III) and (IV), the linkage for π_2, π_3, π_4 will be done by mating the terminals appropriately into $G^* = G - (A(1) \cup A(2) \cup B(1) \cup B(2)) \cong P_4 \square P_4$ which is 3-path-pairable, by Lemma 7.

First we apply Lemma 11 (iii) for NE to mate the terminals in NE into distinct vertices of $A(3)$ with mating paths not using edges in $A(3)$. Next we use Lemma 13 to obtain a linkage for π_1 and to mate s_j into $s'_j \in A(3) \cap NW$, for $j = 2, 3$. If $s'_j \neq (3, 3)$, then we extend its mating path into $A(4) \cap SW$. Applying Lemma 11 (iii) for the terminals/mates in SW we obtain the mates $s_2^*, s_3^*, t_4^* \in B(3)$. (In case of type (III) it is possible that $t_4 \in SE$, when we just take $t_4^* = t_4$.) Then the linkage for π_2, π_3 , and π_4 can be completed, since all mating paths leading to G^* are edge disjoint from G^* . An example is shown in Fig.17. \square

