

# Laguerre-Hermite Pseudo-Spectral Velocity Formulation of Gyrokinetics

N. R. Mandell<sup>1</sup>†, W. Dorland<sup>2,3</sup>, and M. Landreman<sup>3</sup>

<sup>1</sup>Princeton Plasma Physics Laboratory, Princeton University, Princeton, NJ 08543, USA

<sup>2</sup>Department of Physics, University of Maryland, College Park, MD, 20742, USA

<sup>3</sup>Institute for Research in Electronics and Applied Physics, University of Maryland, College Park, MD, 20742, USA

(Received xx; revised xx; accepted xx)

First-principles simulations of tokamak turbulence have proven to be of great value in recent decades. We develop a pseudo-spectral velocity formulation of the turbulence equations that smoothly interpolates between the highly efficient but lower resolution 3D gyrofluid representation and the conventional but more expensive 5D gyrokinetic representation. Our formulation is a projection of the nonlinear gyrokinetic equation onto a Laguerre-Hermite velocity-space basis. We discuss issues related to collisions, closures, and entropy. While any collision operator can be used in the formulation, we highlight a model operator that has a particularly sparse Laguerre-Hermite representation, while satisfying conservation laws and the H theorem. Free streaming, magnetic drifts, and nonlinear phase mixing each give rise to closure problems, which we discuss in relation to the instabilities of interest and to free energy conservation. We show that the model is capable of reproducing gyrokinetic results for linear instabilities and zonal flow dynamics. Thus the final model is appropriate for the study of instabilities, turbulence, and transport in a wide range of geometries, including tokamaks and stellarators.

## 1. Introduction

Tokamaks and stellarators are magnetic confinement fusion (MCF) concepts which employ toroidal magnetic fields to confine thermonuclear plasmas. Steep gradients of density, momentum and temperature are intrinsic to most MCF concepts. For the most part, the plasma column itself is macroscopically stable, but these gradients make it prone to microscopic instabilities and non-thermal fluctuations. These micro-instabilities are well-described by gyrokinetics (Antonsen & Lane 1980; Catto 1978; Frieman & Chen 1982). Many gyrokinetic models, algorithms, and codes have been developed and deployed over a period of decades. The first simulation algorithms used for gyrokinetics were particle-in-cell (PIC) algorithms (Lee 1983; Dimits & Lee 1993; Kotschenreuther 1990; Denton & Kotschenreuther 1995; Parker & Lee 1992; Dimits *et al.* 1996). Later, approaches that involved fluid moments of the gyrokinetic equation were developed. These gyrofluid (or Landau fluid) models used sophisticated (but linear) closures to model kinetic effects such as Landau damping and finite Larmor radius (FLR) effects (Hammett & Perkins 1990; Hammett *et al.* 1992; Dorland & Hammett 1993; Hammett *et al.* 1993; Beer & Hammett 1996; Snyder & Hammett 2001); however, these reduced models struggled to accurately predict thermal transport levels, in part due to inaccurate zonal flow dynamics (Rosenbluth & Hinton 1998; Dimits *et al.*

† Email address for correspondence: nmandell@princeton.edu

2000). The gyrokinetic codes that became the most widely used emerged around this time (Kotschenreuther *et al.* 1995; Dorland *et al.* 2000; Jenko & Dorland 2001; Candy & Waltz 2003). These Eulerian codes (GS2, GYRO, and GENE) solve the nonlinear gyrokinetic equations on a fixed, five-dimensional mesh in phase space ( $\mathbf{x}, \mathbf{v}$ ). Since the late 1990's, these codes have been used and cited in hundreds of papers to analyze small-scale instabilities and turbulence in tokamaks, stellarators, and laboratory dipole experiments; gyrokinetic codes have also recently been repurposed for studying turbulence in astrophysical plasmas.† There are also many newer approaches, including semi-Lagrangian (Grandgirard *et al.* 2007) and modern PIC approaches (Jolliet *et al.* 2007). Each approach has distinct advantages, and most codes have been benchmarked extensively with one another.

A shared weakness of these approaches is the inability to run reliably with low velocity resolution. This is despite the fact that early  $\delta f$  PIC simulations produced accurate estimates of ion heat flux for as few as 2-4 particles per cell (Dimitis *et al.* 2000), indicating that one does not always need to resolve the fine details of the perturbed distribution function to calculate key fluctuation properties accurately. However, using this few particles in  $\delta f$  PIC is problematic due to Monte Carlo shot noise (Nevins *et al.* 2005; Lin *et al.* 2007) and inability to resolve highly anisotropic *spatial* structures (Idomura *et al.* 2000; Nevins *et al.* 2005). Further, the basic conservation laws are not built in, and there is no inexpensive and rigorous way to measure or control the growth of noise as the simulation progresses. Full- $f$  PIC simulations for tokamaks and stellarators, on the other hand, lack the flexibility to run with relatively constant precision at low resolution (*i.e.*, with few particles). Conventional Eulerian gyrokinetic algorithms also lack the flexibility to run with very low velocity-space resolution while controlling discretization artifacts associated with velocity-space filamentation, though some codes such as AstroGK (Numata *et al.* 2010) use pseudo-spectral grids to increase the accuracy of integrals.

In this work we present a pseudo-spectral velocity formulation of gyrokinetics. Unlike the Eulerian algorithms described above that discretize velocity space on a mesh, our approach projects the gyrokinetic equation onto a velocity basis composed of Laguerre and Hermite polynomials.‡ Projecting the distribution function onto this basis produces fluid-like quantities, which correspond to density, parallel momentum, *etc.* The result is an algorithm that is equivalent to a generalized gyrofluid system with arbitrarily many moments, which at high velocity-space resolution corresponds directly to conventional gyrokinetics. A key advantage of our approach is the flexibility to use very low velocity-space resolution within the same framework, where the system corresponds precisely to the well-established gyrofluid models described above. Further, since our approach produces a system of fluid-quantity conservation laws, one can maintain fundamental

† This includes analyzing fluctuations in the solar wind and related heliospheric plasmas (Numata *et al.* 2010; Howes *et al.* 2006, 2011). Further, gyrokinetic theory has come to be seen as one of several interesting kinetic limits associated with larger scale magnetohydrodynamic turbulence (Schekochihin *et al.* 2009; Quataert *et al.* 2002). It is possible that advances in MCF algorithms could play a role in resolving interesting outstanding questions in those communities.

‡ The use of Hermite polynomials as a velocity basis for Vlasov kinetics has a long history (Grad 1949; Armstrong 1967; Grant & Feix 1967; Hammett *et al.* 1993; Plunk & Parker 2014; Parker & Dellar 2015; Kanekar *et al.* 2015). Hermite polynomials have also been used extensively as a parallel velocity basis in drift kinetics and gyrokinetics, though most approaches have focused on slab geometry (Smith 1997; Watanabe & Sugama 2004; Hatch *et al.* 2013; Schekochihin *et al.* 2016; Parker *et al.* 2016), especially in astrophysical contexts (Zocco & Schekochihin 2011; Loureiro *et al.* 2013, 2016). Laguerre polynomials are the natural analog for perpendicular velocity space in gyrokinetics, though other perpendicular bases have been investigated (Parker 2016; Landreman & Ernst 2013).

properties like energy conservation, even at very low resolution. Any inaccuracy from using low resolution can be isolated to the shortcomings of closure assumptions made to allow truncation of the system. Importantly, however, since the worst case scenario is the level of accuracy of the original gyrofluid models (which used only 6 moments), our model should be able to obtain fairly precise estimates of most quantities of interest at resolutions only slightly higher than that of the original gyrofluid models. We also present a model collision operator which has a particularly sparse representation in the Laguerre-Hermite basis. This collision operator maintains conservation laws and the H theorem.

The particular application we target is the modeling of MCF turbulence in the context of whole-device modeling (WDM). The WDM idea is to simulate the full operation of a tokamak or stellarator, from the currents in the external magnets to heating systems, to turbulence, *etc.*, with the run-time flexibility to use a range of models for any given process in any given calculation, depending on the fidelity required for that process for that simulation run. Our model can thus run at relatively low velocity resolution as an inexpensive WDM module, producing a significant performance advantage over other approaches, or at high resolution at costs comparable to the state of the art. Thus, a Laguerre-Hermite pseudo-spectral gyrokinetic module for WDM applications promises high fidelity at modest cost, together with straightforward validation at high resolution.

This paper is organized as follows: In Section 2, we introduce the gyrokinetic equation, which is the starting point of our approach. In Section 3, we derive our Laguerre-Hermite pseudo-spectral formulation of gyrokinetics. This includes details of our model collision operator in Section 3.5. Section 4 discusses free energy and its conservation in the context of our formulation. We present linear results of our model in Section 5, and discuss conclusions and future work in Section 6.

## 2. Gyrokinetic description of dynamics

The literature of gyrokinetics and gyrokinetic turbulence is vast and mature. Our notation and philosophy follow four particular references: Antonsen & Lane (1980), Frieman & Chen (1982), Barnes *et al.* (2010), and Abel *et al.* (2013). In the context of the latter, this report describes a potentially useful representation of the nonlinear gyrokinetic equation [Eq. (108) of (Abel *et al.* 2013)] in the absence of strong equilibrium flows and in the absence of electromagnetic fluctuations.

We begin with a non-dimensional, normalized form of the electrostatic gyrokinetic equation:

$$\frac{\partial g_s}{\partial t} + \left[ v_{ts} v_{\parallel} \hat{\mathbf{b}} + \langle \mathbf{v}_E \rangle_{\mathbf{R}} + \frac{\tau_s}{Z_s} \mathbf{v}_d \right] \cdot \nabla h_s + \langle \mathbf{v}_E \rangle_{\mathbf{R}} \cdot \nabla F_{Ms} - v_{ts} \mu \left( \hat{\mathbf{b}} \cdot \nabla B \right) \frac{\partial h_s}{\partial v_{\parallel}} = C(h_s). \quad (2.1)$$

This equation describes the evolution of the fluctuating gyrokinetic distribution function  $g_s = g_s(\mathbf{R}, v_{\parallel}, \mu, t)$  for a particular species  $s$ . All quantities in the above equation (*e.g.*,  $h$ ,  $g$ ,  $\mathbf{v}_E$ ,  $v_{\parallel}$ ,  $\mu$ ,  $t$ , *etc.*) have been non-dimensionalized, with the specific normalizations explained in Appendix A. The total distribution function,  $F_s = F_{0s} + \delta f_s = F_{Ms}(1 - Z_s \Phi / \tau_s) + h_s$  is a Maxwellian with a small Boltzmann component [ $\propto \Phi(\mathbf{r}, t)$ , the electrostatic potential] and a general perturbation,  $h_s(\mathbf{R}, v_{\parallel}, \mu, t)$ . The total *gyroaveraged* distribution function,  $\langle F_s \rangle_{\mathbf{R}} = F_{0s} + g_s$ , with  $g_s = h_s - Z_s \langle \Phi \rangle_{\mathbf{R}} / \tau_s F_{Ms}$ , describes the probability of finding a particle of species  $s$  with guiding center (or gyrocenter) position  $\mathbf{R}$ , velocity parallel to the magnetic field  $v_{\parallel}$ , and magnetic moment  $\mu = v_{\perp}^2 / 2B$ , where  $v_{\perp}$  is the speed in the plane perpendicular to the magnetic field. The electrostatic potential

$\Phi = \Phi(\mathbf{r}, t)$  is a function of particle position  $\mathbf{r}$ , where  $\mathbf{r} = \mathbf{R} + \boldsymbol{\rho}$  so that  $\boldsymbol{\rho}$  is the gyroradius vector that rotates at the gyrofrequency  $\Omega$  and points from the gyrocenter (at  $\mathbf{R}$ ) to the particle (at  $\mathbf{r}$ ). The equilibrium magnetic field  $\mathbf{B}$  has magnitude  $B = B(\mathbf{r})$  and direction  $\hat{\mathbf{b}} = \mathbf{B}/B$ .

The equilibrium distribution function is a Maxwellian (which we take to have no flows),

$$F_{0s} = F_{Ms} = \frac{n_s}{(2\pi v_{ts}^2)^{3/2}} e^{-v_{\parallel}^2/2 - \mu B}, \quad (2.2)$$

and the fluctuating gyroaveraged distribution function satisfies  $g \ll F_M$ . We also have the following dimensionless species parameters: equilibrium density  $n_s$ , equilibrium temperature  $\tau_s$ , mass  $m_s$ , charge  $Z_s$ , and thermal velocity  $v_{ts} = \sqrt{\tau_s/m_s}$ .

The notation  $\langle \dots \rangle_{\mathbf{R}}$  denotes a gyroaverage taken at constant  $\mathbf{R}$ .<sup>†</sup> The gyroaveraged  $\mathbf{E} \times \mathbf{B}$  velocity is  $\langle \mathbf{v}_E \rangle_{\mathbf{R}} = \hat{\mathbf{b}} \times \nabla \langle \Phi \rangle_{\mathbf{R}}$ , and the magnetic drift velocity is  $\mathbf{v}_d = (v_{\parallel}^2 + \mu B) \hat{\mathbf{b}} \times \nabla B/B^2$ . The collision operator, which we define in Section 3.5, is denoted by  $C(h)$ . Finally, the potential is determined by the quasineutrality equation, which we also write in terms of  $h$ :

$$\sum_s Z_s n_s \int d^3 \mathbf{v} \langle h_s \rangle_{\mathbf{r}} = \sum_s \frac{n_s Z_s^2}{\tau_s} \Phi. \quad (2.3)$$

In the limit of a single hydrogenic ion species with Boltzmann electrons, this reduces to

$$\int d^3 \mathbf{v} \langle h \rangle_{\mathbf{r}} = \tau_e^{-1} [\Phi - \langle \langle \Phi \rangle \rangle] + \Phi, \quad (2.4)$$

where  $\tau_e = T_e/T_i$ . (Note that several authors choose the reciprocal definition for  $\tau_e$ .) The flux-surface average is denoted by  $\langle \langle \dots \rangle \rangle$ . This term comes from the standard correction for Boltzmann electrons (Dorland & Hammett 1993), which ensures that the flux-surface-averaged electron density perturbation vanishes.

Eqs. (2.1) and (2.4) describe self-consistent electrostatic gyrokinetic dynamics in field-line-following coordinates, including magnetically trapped particles and as yet unspecified collisional physics. These equations can be solved in general geometry (tokamak and stellarator) to find the instabilities, fluctuation spectra, and turbulent fluxes of particles and energy. Landau damping, trapped particle effects, and other “kinetic” phenomena are described by this comprehensive approach.

### 3. Laguerre-Hermite pseudo-spectral formulation

Our basic approach is to project the velocity dependence of the fluctuating distribution functions  $h$  and  $g$  onto orthonormal polynomials. The result is a spectral representation where the amplitudes of the polynomial basis functions, which can be interpreted as fluid moments, become the dynamical variables. Thus instead of keeping track of  $g(v_{\parallel}, \mu B)$  with a finite-difference algorithm on a discretized  $(v_{\parallel}, \mu B)$  grid, we evolve coupled fluid-like quantities, such as density, parallel momentum, *etc.*, which emerge from the projection. Specifically, we project onto Hermite polynomials in the  $v_{\parallel}$  coordinate and Laguerre polynomials in the  $\mu B$  coordinate. We choose this basis in part because the resulting system is identical at low resolution to the gyrofluid models of Dorland & Hammett (1993), and Beer & Hammett (1996). The Laguerre and Hermite polynomials are also

<sup>†</sup> In Fourier space, the gyroaveraging operation (whether of a function of  $\mathbf{r}$  at constant  $\mathbf{R}$ , or vice versa) is simply a multiplication by the Bessel function  $J_{0,s} = J_0(\sqrt{2\mu B b_s})$ , where  $b_s = k_{\perp}^2 \rho_s^2$ . Thus we will use the notation  $\langle A(\mathbf{r}) \rangle_{\mathbf{R}} = \langle A(\mathbf{R}) \rangle_{\mathbf{r}} = J_0 A$  interchangeably, with the understanding that  $J_0 A$  is a Fourier space operation.

orthogonal with respect to a Maxwellian. Further, the Laguerre and Hermite polynomials are eigenfunctions of our model collision operator, described in Section 3.5.

### 3.1. Pseudo-spectral in phase space

Our approach is perhaps best understood by analogy with pseudo-spectral Fourier methods. Consider a Fourier decomposition for the spatial coordinates in the gyrokinetic equation. By using field-line-following coordinates to avoid irregular domains (Beer *et al.* 1995), Fourier techniques can be readily applied; periodic (and otherwise appropriate) domains are guaranteed by the asymptotics of the problem (Abel *et al.* 2013). Such a Fourier decomposition has the advantage of allowing spectrally accurate evaluation of the derivatives because the spatial derivative has Fourier harmonics as its eigenfunctions [ $d/dx \exp(ikx) = ik \exp(ikx)$ ]. Conversely, achieving spectral accuracy in evaluating derivatives with a finite-difference, real-space representation on an  $n$ -point grid requires  $n$ -point stencils, which is expensive. There are costs, of course, that reduce the advantages of a Fourier representation. Nonlinearity, in particular, necessitates the evaluation of convolutions in a strict Fourier basis: quadratic nonlinearities introduce spectral convolutions with  $O(n^2)$  terms. Pseudo-spectral algorithms reduce this operator count to  $O(n \log n)$  by using fast discrete transforms to evaluate the nonlinear terms in real space, without the loss of spectral accuracy.

Our new approach takes this a step further by using pseudo-spectral methods not only in configuration space but also in velocity space. Instead of working with  $f(\mathbf{R}, \mathbf{v})$ , we Fourier transform in the spatial coordinate  $\mathbf{R}$  and Laguerre-Hermite transform in the velocity coordinate  $\mathbf{v}$  to develop spectral equations governing the evolution of  $f(\mathbf{k}, \mathbf{p})$ . Here,  $\mathbf{k}$  is the usual Fourier wavenumber, and  $\mathbf{p} = (\ell, m)$  is the “wavenumber” in the Laguerre-Hermite dual to velocity space. The advantages of the Fourier decomposition discussed in the previous paragraph apply to velocity space as well. Just as a Fourier decomposition in space has the advantage of spectrally accurate evaluation of spatial derivatives, our Laguerre-Hermite spectral velocity decomposition allows spectrally accurate evaluation of the velocity derivatives, which appear in Eq. (2.1) and in the collision operator. Nonlinearities may be evaluated pseudo-spectrally relatively inexpensively in  $(\mathbf{R}, \mathbf{v})$  space with the use of efficient transforms and appropriately chosen grids. We expect this pseudo-spectral formulation of gyrokinetics to be a useful addition to the community toolbox.

There are disadvantages to our approach, too. In addition to derivatives in velocity space, there are multiplications by velocity in the gyrokinetic equation. The canonical example is the free streaming of particles along the magnetic field ( $\sim v_{\parallel} d/dz$ ), which introduces a term like  $ik_z v_{\parallel}$  to the fluctuation equations which describe a general fluctuation  $\delta f(\mathbf{k}, \mathbf{v})$ . In  $(\mathbf{R}, \mathbf{v})$  space, a term like this can be evaluated with a finite-difference scheme (Candy & Waltz 2003; Jenko *et al.* 2000). In  $(\mathbf{k}, \mathbf{v})$  space, this can be evaluated with an integrating factor. In our  $(\mathbf{k}, \mathbf{p})$  space formulation, this term couples the equations describing the evolution of the various Hermite polynomial moments of  $\delta f(v_{\parallel})$ . This is the mathematical manifestation of the physics of phase mixing, and it introduces the need to close the finite set of Hermite moments used. At high enough resolution, collisions (even if weak) provide physical closure, but we anticipate the key benefit of using a variable spectral velocity representation will be in the low resolution limit. The model can be regarded as a generalized gyrofluid system, with the flexibility to increase the number of moments to achieve any desired level of accuracy. In the limit of a large number of moments, the model is equivalent to traditional grid-based gyrokinetic algorithms.

### 3.2. Laguerre & Hermite functions

We begin by defining expansion and projection functions in our basis. The Laguerre expansion and projection functions are given (respectively) by

$$\psi^\ell(\mu B) = (-1)^\ell e^{-\mu B} L_\ell(\mu B), \quad \psi_\ell(\mu B) = (-1)^\ell L_\ell(\mu B), \quad (3.1)$$

where

$$L_\ell(x) = \frac{e^x}{\ell!} \frac{d^\ell}{dx^\ell} x^\ell e^{-x} \quad (3.2)$$

are the Laguerre polynomials. The Hermite expansion and projection functions are given (respectively) by

$$\phi^m(v_\parallel) = \frac{e^{-v_\parallel^2/2} \text{He}_m(v_\parallel)}{\sqrt{(2\pi)^3 m!}}, \quad \phi_m(v_\parallel) = \frac{\text{He}_m(v_\parallel)}{\sqrt{m!}}, \quad (3.3)$$

where

$$\text{He}_m(x) = (-1)^m e^{x^2/2} \frac{d^m}{dx^m} e^{-x^2/2} \quad (3.4)$$

are the probabilists' Hermite polynomials.†

These definitions yield orthonormality conditions,

$$\int_0^\infty d\mu B \psi^k(\mu B) \psi_\ell(\mu B) = \delta_{k\ell} \quad 2\pi \int_{-\infty}^\infty dv_\parallel \phi^m(v_\parallel) \phi_n(v_\parallel) = \delta_{mn}, \quad (3.5)$$

where  $\delta_{ij}$  is the Kronecker delta. The expansion functions satisfy recurrence relations given by

$$\mu B \psi^\ell(\mu B) = (\ell + 1) \psi^{\ell+1}(\mu B) + (2\ell + 1) \psi^\ell(\mu B) + \ell \psi^{\ell-1}(\mu B), \quad (3.6)$$

$$v_\parallel \phi^m(v_\parallel) = \sqrt{m+1} \phi^{m+1}(v_\parallel) + \sqrt{m} \phi^{m-1}(v_\parallel). \quad (3.7)$$

We will also need the following derivative relations:

$$B \frac{\partial \psi^\ell}{\partial B} = -(\ell + 1) (\psi^{\ell+1} + \psi^\ell), \quad \frac{\partial \phi^m}{\partial v_\parallel} = -\sqrt{m+1} \phi^{m+1}. \quad (3.8)$$

Recall that all velocities here are normalized to the species thermal velocity. In the following sections, we suppress the polynomial arguments for concision.

### 3.3. Laguerre-Hermite expansion

The Laguerre and Hermite expansion functions defined above form a complete set. One can therefore expand the perturbed distribution functions  $g$  and  $h$  as

$$g = \sum_{\ell=0}^{\infty} \sum_{m=0}^{\infty} \psi^\ell \phi^m G_{\ell,m}, \quad h = \sum_{\ell=0}^{\infty} \sum_{m=0}^{\infty} \psi^\ell \phi^m H_{\ell,m}, \quad (3.9)$$

† Note that if one instead defined  $v_t = \sqrt{2T_0/m}$ , as is chosen by many authors, one would use the physicists' Hermite polynomials,  $\text{H}_m(x) = (-1)^m e^{x^2} \frac{d^m}{dx^m} e^{-x^2}$ . This would result in many coefficients in the following equations being different by factors of  $\sqrt{2}$ .

with spectral amplitudes defined by the projection of  $g$  and  $h$  onto the Laguerre-Hermite basis, given by

$$G_{\ell,m} = 2\pi \int_{-\infty}^{\infty} dv_{\parallel} \int_0^{\infty} d\mu B \psi_{\ell} \phi_m g, \quad (3.10)$$

$$H_{\ell,m} = 2\pi \int_{-\infty}^{\infty} dv_{\parallel} \int_0^{\infty} d\mu B \psi_{\ell} \phi_m h = G_{\ell,m} + \frac{Z_s}{\tau_s} \mathcal{J}_{\ell} \Phi \delta_{m0}. \quad (3.11)$$

Note that  $G_{\ell,m} = H_{\ell,m}$  for  $m \neq 0$ . Physically, the  $G_{\ell,m}$  ( $H_{\ell,m}$ ) are orthonormal fluid moments of  $g$  ( $h$ ). Each  $G_{\ell,m} = G_{\ell,m}(\mathbf{R}, t)$  is a guiding center function of space and time. We will frequently work with the perpendicular Fourier components of  $G_{\ell,m}(\mathbf{k}_{\perp}, z, t)$  without changing notation when the context is clear.

We also note that there is a direct correspondence with the gyrofluid moments defined by Beer & Hammett (1996),

$$\left( G_{0,0}, G_{0,1}, \sqrt{2}G_{0,2}, \sqrt{6}G_{0,3}, G_{1,0}, G_{1,1} \right) = \left( n, u_{\parallel}, T_{\parallel}, q_{\parallel}, T_{\perp}, q_{\perp} \right), \quad (3.12)$$

where each moment on the right appears exactly as defined by Beer, with the understanding that the normalizations have all been applied. Thus our choice of the Laguerre-Hermite basis allows us to extend the Beer model to arbitrary number of moments.

Working from Eq. (3.9), we can expand the following derivatives that appear in the gyrokinetic equation:

$$\hat{\mathbf{b}} \cdot \nabla h = \sum_{\ell,m=0}^{\infty} \psi^{\ell} \phi^m \hat{\mathbf{b}} \cdot \nabla H_{\ell,m} - (\ell + 1) (\psi^{\ell+1} + \psi^{\ell}) \phi^m H_{\ell,m} \hat{\mathbf{b}} \cdot \nabla \ln B, \quad (3.13)$$

$$\hat{\mathbf{b}} \times \nabla h = \sum_{\ell,m=0}^{\infty} \psi^{\ell} \phi^m \hat{\mathbf{b}} \times \nabla H_{\ell,m}, \quad (3.14)$$

$$\frac{\partial h}{\partial v_{\parallel}} = - \sum_{\ell,m=0}^{\infty} \sqrt{m+1} \psi^{\ell} \phi^{m+1} H_{\ell,m}. \quad (3.15)$$

Electric fields are everywhere gyroaveraged in the gyrokinetic equation, with the gyroaveraging operation expressed in Fourier space as multiplication by the Bessel function  $J_0$ . We can conveniently expand  $J_0$  in terms of our Laguerre functions as

$$J_0(\sqrt{2\mu B b}) = \sum_{\ell=0}^{\infty} \psi_{\ell} \frac{1}{\ell!} \left( -\frac{b}{2} \right)^{\ell} e^{-b/2} \equiv \sum_{\ell=0}^{\infty} \psi_{\ell} \mathcal{J}_{\ell}(b), \quad (3.16)$$

where  $b = b_s = k_{\perp}^2 \rho_s^2$ , and we have defined

$$\mathcal{J}_{\ell} \equiv \frac{1}{\ell!} \left( -\frac{b}{2} \right)^{\ell} e^{-b/2}. \quad (3.17)$$

This can be interpreted as the amplitude of the gyroaveraging operator in Fourier-Laguerre space. This expression is consistent with the physical picture that gyroaveraging greatly attenuates short wavelengths ( $b > 1$ ) but has little effect at long wavelength ( $b < 1$ ) when  $\ell = 0$ . Gyroaveraging results in quite a strong attenuation at long wavelength for  $\ell > 0$ , since  $\mathcal{J}_{\ell} \sim b^{\ell}$  for small  $\ell$ . Finally, the  $1/\ell!$  dependence of  $\mathcal{J}_{\ell}$  means that the contribution of high- $\ell$  Laguerre moments to the gyroaveraged potential is small.

Note that the  $e^{-b/2}$  in the gyroaveraging operator makes our basic FLR approach consistent with that of Brizard (1992). Dorland made alternative FLR approximations

in his gyrofluid model in order to obtain better accuracy at low Laguerre resolution (Dorland & Hammett 1993). Details on the FLR accuracy of our model are presented in Appendix B. Nonlinearly, FLR effects give rise to nonlinear phase-mixing, which was modeled in (Dorland & Hammett 1993) but not in (Brizard 1992).

### 3.4. Laguerre-Hermite fluid equations

We now derive the infinite set of coupled 3D fluid equations governing the evolution of the Laguerre-Hermite spectral amplitudes  $G_{\ell,m}$ . The procedure is straightforward: we work term by term in the gyrokinetic equation, first using the identities above to expand each term as an infinite Laguerre-Hermite sum, and then using the orthogonality relations to project the terms onto the Laguerre-Hermite basis. To illustrate this procedure, we show as an example how we project the magnetic drift term in the gyrokinetic equation in Appendix C.

This effectively reduces (without approximation) the 5D gyrokinetic equation to an infinite collection of coupled 3D fluid equations [Eq. (3.20), below]. Coupling arises from finite Larmor radius (FLR) effects, the  $\mathbf{E} \times \mathbf{B}$  and toroidal drifts, collisions, and flows along field lines, including flows associated with magnetic trapping.

The projection of the nonlinear term in Eq. (2.1) involves the convective derivative,

$$\begin{aligned} \frac{dG_{\ell,m}}{dt} &\equiv \frac{\partial G_{\ell,m}}{\partial t} + \sum_{k=0}^{\infty} \sum_{n=|k-\ell|}^{k+\ell} \alpha_{k\ell n} (\mathcal{J}_n \mathbf{v}_E) \cdot \nabla G_{k,m} \\ &= \frac{\partial G_{\ell,m}}{\partial t} + \sum_{k=0}^{\infty} \sum_{n=|k-\ell|}^{k+\ell} \alpha_{k\ell n} (\mathcal{J}_n \mathbf{v}_E) \cdot \nabla H_{k,m}, \end{aligned} \quad (3.18)$$

where the equivalence of the expressions with  $G$  and  $H$  follows from the fact that  $\langle \mathbf{v}_E \rangle \cdot \nabla h = \langle \mathbf{v}_E \rangle \cdot \nabla g$  since  $\langle \mathbf{v}_E \rangle \cdot \nabla \langle \Phi \rangle = 0$ . The convolution in Eq. (3.18) arises from finite Larmor radius (FLR)-induced coupling, and in particular accounts for nonlinear FLR phase mixing (NLPM) (Dorland & Hammett 1993). The convolution coefficients are given by

$$\alpha_{k\ell n} = \int_0^{\infty} d\mu B \psi_k \psi^{\ell} \psi_n = \sum_j \frac{(k+\ell-j)! 2^{2j-k-\ell+n}}{(k-j)!(\ell-j)!(2j-k-\ell+n)!(k+\ell-n-j)!}, \quad (3.19)$$

as first calculated by Watson (1938), where the summation limits are set by the requirement that all factorials have non-negative arguments. This requirement is consistent with the bandwidth limits in the sum over  $n$  in (3.18).

Note that instead of evaluating this term as a convolution, one could use a pseudo-spectral approach by transforming to  $(v_{\parallel}, \mu B)$  coordinates and evaluating the nonlinearity as a pointwise multiplication. This pseudo-spectral alternative, which is described in Appendix D, requires efficient implementations of the transforms described by Eqs. (3.9) and (3.10). These transforms can be evaluated via matrix multiplication, which is efficient unless one uses quite a large number of Laguerre moments.†

† In part, this is because the required matrix elements can be precomputed, and also because modern processors (both GPU and CPU) have extremely efficient implementations of matrix-vector multiplication.



In terms of Laguerre-Hermite basis functions, Eq. (2.1) is thus written

$$\begin{aligned}
& \frac{dG_{\ell,m}}{dt} + v_{ts} \nabla_{\parallel} \left( \sqrt{m+1} H_{\ell,m+1} + \sqrt{m} H_{\ell,m-1} \right) \\
& + v_{ts} \left[ -(\ell+1) \sqrt{m+1} H_{\ell,m+1} - \ell \sqrt{m+1} H_{\ell-1,m+1} \right. \\
& \quad \left. + \ell \sqrt{m} H_{\ell,m-1} + (\ell+1) \sqrt{m} H_{\ell+1,m-1} \right] \nabla_{\parallel} \ln B \\
& + i\omega_{ds} \left[ \sqrt{(m+1)(m+2)} H_{\ell,m+2} + (\ell+1) H_{\ell+1,m} \right. \\
& \quad \left. + 2(\ell+m+1) H_{\ell,m} + \sqrt{m(m-1)} H_{\ell,m-2} + \ell H_{\ell-1,m} \right] \\
& = D_{\ell,m} + C_{\ell,m}. \tag{3.20}
\end{aligned}$$

Parallel convection, including bounce motion induced by magnetic trapping in the equilibrium magnetic field, is described by the terms proportional to  $\nabla_{\parallel} \equiv \hat{\mathbf{b}} \cdot \nabla$ . Toroidicity gives rise to the terms proportional to  $i\omega_{ds} = i\omega_d(\tau_s/Z_s)$ , where  $i\omega_d \equiv (1/B^2) \hat{\mathbf{b}} \times \nabla B \cdot \nabla$ . Drive terms from equilibrium gradients, denoted by  $D_{\ell,m}$ , are given by

$$\begin{aligned}
D_{\ell,m=0} &= i\omega_* \left[ \frac{1}{L_{ns}} \mathcal{J}_{\ell} \Phi + \frac{1}{L_{Ts}} [\ell \mathcal{J}_{\ell-1} \Phi + 2\ell \mathcal{J}_{\ell} \Phi + (\ell+1) \mathcal{J}_{\ell+1} \Phi] \right] \\
D_{\ell,m=2} &= \frac{1}{\sqrt{2}} i\omega_* \frac{1}{L_{Ts}} \mathcal{J}_{\ell} \Phi \\
D_{\ell,m} &= 0 \quad \text{otherwise,} \tag{3.21}
\end{aligned}$$

where  $i\omega_* \equiv -\nabla \Psi \cdot \hat{\mathbf{b}} \times \nabla$ , and  $L_{ns}$  and  $L_{Ts}$  are the normalized density and temperature gradient scale lengths, respectively. The collision terms, denoted by  $C_{\ell,m}$ , are presented in Section 3.5.

To complete the Laguerre-Hermite equation set, we must use Eq. (2.3) to find the potential  $\Phi$ , given  $h$ . The left-hand side of Eq. (2.3) involves the non-Boltzmann part of the particle space density  $\bar{n} = \bar{n}(\mathbf{r})$ , which is given by

$$\bar{n} = \int d^3 \mathbf{v} \langle h \rangle_{\mathbf{r}} = \int d^3 \mathbf{v} J_0 h = \sum_{\ell=0}^{\infty} \mathcal{J}_{\ell} H_{\ell,0}, \tag{3.22}$$

where we have used  $\langle h \rangle_{\mathbf{r}}$  and  $J_0 h$  interchangeably for the gyroaverage of  $h$ , with the understanding that in the latter case we have taken the Fourier transform so that  $h = h(\mathbf{k}_{\perp})$ . For hydrogenic plasma with Boltzmann electrons, the quasineutrality equation reduces to Eq. (2.4), which projects to

$$\sum_{\ell=0}^{\infty} \mathcal{J}_{\ell} H_{\ell,0} = \tau_e^{-1} [\Phi - \langle \langle \Phi \rangle \rangle] + \Phi. \tag{3.23}$$

Equivalently, quasineutrality can be expressed in terms of  $G_{\ell,0}$ , as

$$\sum_{\ell=0}^{\infty} \mathcal{J}_{\ell} G_{\ell,0} = \tau^{-1} [\Phi - \langle \langle \Phi \rangle \rangle] + \left[ 1 - \sum_{\ell=0}^{\infty} \mathcal{J}_{\ell}^2 \right] \Phi. \tag{3.24}$$

When we truncate the system at some maximal Laguerre moment  $\mathcal{L}$ , we truncate the sum of the left hand side of Eq. (3.23) at  $\mathcal{L}$ . In Eq. (3.24), this is equivalent to truncating the sums on *both* the left and right hand side of Eq. (3.24) at  $\mathcal{L}$ . This maintains consistency in the FLR accuracy of the left and right hand side, which is most clear when we express

quasineutrality in terms of  $H$ . Further, note that  $\sum_{\ell=0}^{\infty} \mathcal{J}_{\ell}^2 = \Gamma_0 = \int d^3\mathbf{v} J_0^2 F_M$ , where  $\Gamma_0 = \Gamma_0(b) = I_0(b)e^{-b}$ , and  $I_0(b) = J_0(ib)$  is the modified Bessel function.

### 3.5. Collision operator

To model collisional physics, we generalize the Dougherty collision operator (Dougherty 1964), which is itself a generalization of the Lenard-Bernstein collision operator (Lenard & Bernstein 1958). Though it is a simplified, model collision operator, the Dougherty operator has several appealing properties. It describes pitch angle scattering, energy diffusion and slowing down. It vanishes on (and only on) a Maxwellian, and it conserves number, momentum and energy. Thus it satisfies the appropriate H-theorem, and drives the plasma to thermal equilibrium in the long-time limit. These properties were recognized and emphasized by Anderson & O’Neil (2007). Below, we gyroaverage the Dougherty operator and express the result in normalized  $(v_{\parallel}, \mu)$  coordinates. The result is a gyrokinetic operator that can be compactly expressed in terms of Laguerre-Hermite polynomials, which are eigenfunctions of the differential part of the operator, while preserving all of the above properties.

#### 3.5.1. Definition

The starting point is

$$C(f) = \nu \frac{\partial}{\partial \mathbf{v}} \cdot \left[ \mathbf{D}[f](\mathbf{v}) \cdot \frac{\partial f}{\partial \mathbf{v}} + P[f](\mathbf{v})f \right], \quad (3.25)$$

where  $\mathbf{D}$  is a velocity space diffusion tensor that is a functional of  $f$ , and  $P$  is a field-particle operator, also a functional of  $f$  in the general case. The collision frequency  $\nu$  is constant, *i.e.*, independent of velocity. Dougherty approximated  $\mathbf{D}$  by  $T/M$ , where  $M$  is the particle mass and  $T$  is the temperature, allowing  $T = T_0 + \delta T$ . For  $P[f]$ , he used  $\mathbf{v} - \mathbf{u}$ , with the flow  $\mathbf{u} = \mathbf{u}_0 + \delta \mathbf{u}$ . Below, we make the further approximation that  $\mathbf{u}_0 = 0$ , though this could be relaxed in the future if desired.

With these assumptions, we can then linearize to obtain

$$C(\delta f) = \nu \frac{\partial}{\partial \mathbf{v}} \cdot \left[ \frac{T_0}{M} \frac{\partial \delta f}{\partial \mathbf{v}} + \frac{\delta T}{M} \frac{\partial F_M}{\partial \mathbf{v}} + \mathbf{v} \delta f - \delta \mathbf{u} F_M \right]. \quad (3.26)$$

By construction,  $C(F_M) = 0$ . Number is automatically conserved because  $C$  has the form of a velocity-space divergence. Momentum and energy are conserved by the field-particle terms, which are  $(\propto \delta T, \delta \mathbf{u})$ . The forms of the restoring terms are explicitly constructed to preserve the properties listed above.

In gyrokinetic variables, recall from above that the perturbed distribution function can be written as  $\delta f = h - Z_s/\tau_s \Phi F_M$ . The velocity space structure of the Boltzmann component  $(\propto \Phi)$  is Maxwellian, and thus  $C(\delta f) = C(h)$ . Note that in general  $C(h) \neq C(g)$  due to the velocity dependence of the gyroaveraging operator.

We gyroaverage this collision operator in the standard way (Catto & Tsang 1977). Collisions occur at fixed position  $\mathbf{r}$  rather than at fixed gyrocenter,  $\mathbf{R}$ . Thus, the collision operator must be evaluated at fixed  $\mathbf{r}$ . Only at the end does one transform back to guiding center position  $\mathbf{R}$ , as required by the fact that Eq. (2.1) describes the evolution of  $g(\mathbf{R})$ .

Keeping track of these dependences is slightly awkward, because  $h = h(\mathbf{R})$ . Following Abel *et al.* (2008) we express the distribution function  $h$  in  $\mathbf{k}$ -space to facilitate the

required manipulations:

$$\begin{aligned} \langle C_{\mathbf{r}}(h) \rangle_{\mathbf{R}} &= \left\langle C \left( \sum_{\mathbf{k}} e^{i\mathbf{k}\cdot\mathbf{R}} h_{\mathbf{k}} \right) \right\rangle_{\mathbf{R}} = \sum_{\mathbf{k}} \left\langle e^{i\mathbf{k}\cdot\mathbf{r}} C \left( e^{-i\mathbf{k}\cdot\rho} h_{\mathbf{k}} \right) \right\rangle_{\mathbf{R}} \\ &= \sum_{\mathbf{k}} e^{i\mathbf{k}\cdot\mathbf{R}} \left\langle e^{i\mathbf{k}\cdot\rho} C \left( e^{-i\mathbf{k}\cdot\rho} h_{\mathbf{k}} \right) \right\rangle_{\mathbf{R}} \equiv C(h). \end{aligned} \quad (3.27)$$

In this form, it is less difficult to perform the gyroaverages. The phase factors combine to describe classical diffusion  $\propto -\nu(k_{\perp}^2 \rho^2) h$ . (Number, momentum and energy are conserved before and after gyroaveraging, as discussed below and in Appendix E.) Setting aside the field-particle (conservation) terms, in cylindrical  $(v_{\parallel}, \mu)$  coordinates the result of gyroaveraging the velocity space derivative (or test particle diffusion) part of the collision operator is

$$C(h) = \nu \left[ \frac{\partial}{\partial v_{\parallel}} \left( \frac{\partial}{\partial v_{\parallel}} + v_{\parallel} \right) + 2 \frac{\partial}{\partial \mu} \left( \frac{\mu}{B} \frac{\partial}{\partial \mu} + \mu \right) - k_{\perp}^2 \rho^2 \right] h. \quad (3.28)$$

Pitch-angle scattering is a particularly important dynamical process in many experimental scenarios. Our collision operator, even as it is expressed in cylindrical coordinates [Eq. (3.28)], describes pitch-angle scattering. Parenthetically, note that one can make pitch-angle and energy scattering manifest by changing coordinates to  $(v, \xi)$ , with  $\xi = v_{\parallel}/v$ :

$$C(h) = \nu \left\{ \frac{1}{v^2} \frac{\partial}{\partial \xi} \left[ (1 - \xi^2) \frac{\partial}{\partial \xi} \right] + \frac{1}{v^2} \frac{\partial}{\partial v} \left[ v^2 \frac{\partial}{\partial v} + v^3 \right] - k_{\perp}^2 \rho^2 \right\} h. \quad (3.29)$$

The field-particle terms are calculated<sup>†</sup> by integrals of  $h$  at fixed  $\mathbf{r}$ . The full expression required for the momentum conserving terms in the collision operator is

$$\frac{\delta \mathbf{u} \cdot \mathbf{v}}{v_{ts}^2} = \bar{\mathbf{u}} \cdot \mathbf{v} = [\bar{u}_{\parallel} v_{\parallel} J_0 + \bar{u}_{\perp} v_{\perp} J_1]. \quad (3.30)$$

Here, the perturbed parallel flow of particles (not guiding centers) is

$$\bar{u}_{\parallel} \equiv \int d^3 \mathbf{v} J_0 v_{\parallel} h. \quad (3.31)$$

The standard factor of  $J_0$  in the integrand arises from integrating at fixed  $\mathbf{r}$ , as dictated by the spatial locality of collisions, which requires a gyroaverage of  $h(\mathbf{R})$ . The integral for perpendicular momentum conservation is also standard, involving

$$\bar{u}_{\perp} \equiv \int d^3 \mathbf{v} J_1 v_{\perp} h, \quad (3.32)$$

where  $J_1(a) = -d/da J_0(a)$ . Without the field-particle terms, the collision operator also fails to conserve energy. The total perturbed energy consists of both parallel and perpendicular energy,

$$\frac{\delta T}{m v_{ts}^2} = \bar{T} = \frac{1}{3} (\bar{T}_{\parallel} + 2\bar{T}_{\perp}) = \frac{1}{3} \int d^3 \mathbf{v} \left[ (v_{\parallel}^2 - 1) + 2(\mu B - 1) \right] J_0 h, \quad (3.33)$$

where again, the Bessel function ultimately arises from the locality of collisions. Putting

<sup>†</sup> We note in passing that there would be no difference if one instead integrated  $\delta f$  at fixed  $\mathbf{r}$  to find these quantities. There are no flows in the equilibrium by assumption, and  $\int (v_{\parallel}^2 - 1) F_M = \int (\mu B - 1) F_M = 0$ .

it all together, the collision operator is

$$C(h) = \nu \left\{ \left[ \frac{\partial}{\partial v_{\parallel}} \left( \frac{\partial}{\partial v_{\parallel}} + v_{\parallel} \right) + 2 \frac{\partial}{\partial \mu} \left( \frac{\mu}{B} \frac{\partial}{\partial \mu} + \mu \right) - k_{\perp}^2 \rho^2 \right] h + \left[ \bar{T} \left[ (v_{\parallel}^2 - 1) + 2(\mu B - 1) \right] J_0 + \bar{\mathbf{u}} \cdot \mathbf{v} \right] F_M \right\}. \quad (3.34)$$

The dimensionless collision frequency  $\nu$  is defined by Eq. (A 2).

This collision operator is a good physical model of like-particle collisions, which are important to gyrokinetic dynamics. It captures the physics of the collision operator presented in Abel *et al.* (2008), except that our collision frequency does not have velocity dependence.

### 3.5.2. Laguerre-Hermite projection

This collision operator has an additional attractive feature: the Laguerre and Hermite polynomials are its eigenfunctions. It can therefore be evaluated efficiently. Applying the parallel velocity components of the cylindrical velocity-space Laplacian in Eq. (3.34) to the Hermite basis functions gives

$$\frac{\partial}{\partial v_{\parallel}} \left( \frac{\partial}{\partial v_{\parallel}} + v_{\parallel} \right) \phi^m = \frac{\partial}{\partial v_{\parallel}} (\phi^m + \sqrt{m+1} \phi^{m+1} + \sqrt{m} \phi^{m-1}) = -m \phi^m. \quad (3.35)$$

This means that the Hermite basis functions are eigenfunctions of the parallel velocity components of the cylindrical velocity-space Laplacian, with eigenvalue  $-m$ . Similarly, for the perpendicular components we have

$$2 \frac{\partial}{\partial \mu} \left( \frac{\mu}{B} \frac{\partial}{\partial \mu} + \mu \right) \psi^{\ell} = \frac{2\ell}{B} \frac{\partial}{\partial \mu} (\psi^{\ell} + \psi^{\ell-1}) = -2\ell \psi^{\ell}, \quad (3.36)$$

so the Laguerre basis functions are eigenfunctions of the perpendicular components of the Laplacian. The result is that the projection of the velocity-space Laplacian operating on  $h$  is sparse in our basis. Finally, the conservation terms only project onto the  $m = 0, 1,$  and  $2$  Hermite moments; we leave the details to Appendix E.1.

Thus the Laguerre-Hermite projection of our collision operator is

$$\begin{aligned} C_{\ell,0} &= -\nu (b + 2\ell + 0) H_{\ell,0} \\ &\quad + \nu \left( \sqrt{b} (\mathcal{J}_{\ell} + \mathcal{J}_{\ell-1}) \bar{u}_{\perp} + \frac{2}{3} [\ell \mathcal{J}_{\ell-1} + 2\ell \mathcal{J}_{\ell} + (\ell + 1) \mathcal{J}_{\ell+1}] (\bar{T}_{\parallel} + 2\bar{T}_{\perp}) \right), \\ C_{\ell,1} &= -\nu (b + 2\ell + 1) H_{\ell,1} + \nu \mathcal{J}_{\ell} \bar{u}_{\parallel}, \\ C_{\ell,2} &= -\nu (b + 2\ell + 2) H_{\ell,2} + \nu \frac{\sqrt{2}}{3} \mathcal{J}_{\ell} (\bar{T}_{\parallel} + 2\bar{T}_{\perp}), \\ C_{\ell,m} &= -\nu (b + 2\ell + m) H_{\ell,m}, \quad (m > 2) \end{aligned} \quad (3.37)$$

with the projections of Eqs. (3.31-3.33) given by

$$\bar{u}_{\parallel} = \int d^3\mathbf{v} J_0 v_{\parallel} h = \sum_{\ell=0}^{\infty} \mathcal{J}_{\ell} H_{\ell,1}, \quad (3.38)$$

$$\bar{u}_{\perp} = \int d^3\mathbf{v} J_1 v_{\perp} h = \sqrt{b_s} \sum_{\ell=0}^{\infty} (\mathcal{J}_{\ell} + \mathcal{J}_{\ell-1}) H_{\ell,0}, \quad (3.39)$$

$$\bar{T}_{\parallel} = \int d^3\mathbf{v} J_0 (v_{\parallel}^2 - 1) h = \sqrt{2} \sum_{\ell=0}^{\infty} \mathcal{J}_{\ell} H_{\ell,2}, \quad (3.40)$$

$$\bar{T}_{\perp} = \int d^3\mathbf{v} J_0 (\mu B - 1) h = \sum_{\ell=0}^{\infty} [\ell \mathcal{J}_{\ell-1} + 2\ell \mathcal{J}_{\ell} + (\ell + 1) \mathcal{J}_{\ell+1}] H_{\ell,0}. \quad (3.41)$$

### 3.6. Summary and closure considerations

We now have a full set of Laguerre-Hermite spectral equations, given by Eqs. (3.20-3.23) with collision terms given by Eq. (3.37). Solving this gyrokinetic system with many  $(\ell, m)$  moments is rigorously equivalent to solving the gyrokinetic system of Eqs. (2.1-2.4) with high resolution in  $(v_{\parallel}, \mu)$  coordinates. There are natural advantages to using each representation. We expect that pseudo-spectral algorithms, which have access to both representations, will have significant advantages over purely spectral and purely  $v$ -space algorithms, and also over Lagrangian (such as particle-in-cell) and semi-Lagrangian formulations, especially with realistic values of collisionality. This is because the Laguerre-Hermite formulation expresses critical conservation laws with the first few moments, while the higher moments are damped progressively more strongly, since  $C \sim -\nu(b + 2\ell + m)$ . Our collision operator reflects this prioritization, as it expresses the key conservation laws at long wavelength, but sharply attenuates higher moments at short wavelengths, as a result of classical diffusion, pitch-angle scattering, energy diffusion, and slowing down. This short wavelength attenuation is qualitatively correct.

Of course, in practice one cannot solve an infinite set of Laguerre-Hermite evolution equations. In the limit of high Laguerre-Hermite resolution, the system can be simply truncated at some large  $\mathcal{L}$  and  $\mathcal{M}$ , and closed by setting  $G_{\ell,m} = H_{\ell,m} = 0$  for all perturbations with either  $\ell > \mathcal{L}$  or  $m > \mathcal{M}$  that appear in the equations for the resolved moments, where we also take  $\mathcal{J}_{\ell} = 0$  for  $\ell > \mathcal{L}$  for consistency. We will term this closure approach ‘closure by truncation.’ In this case, the unresolved moments correspond to comparable limitations on any discrete  $v$ -space representation of  $g(v)$ , where fine scales in  $g(v)$  above the grid resolution cannot be resolved. The collision operator regulates these fine velocity scales by smoothing the distribution function. Our collision operator fulfills this purpose by acting increasingly strongly on higher Laguerre and Hermite moments, limiting their amplitude. Thus for a given collisionality, there is a physical cutoff at some  $\mathcal{L}$  and  $\mathcal{M}$  beyond which fine scales in velocity space are completely wiped out by collisions, which justifies truncation of the moment series. This is the simplest high-resolution closure, but not the only option. One can also obtain an asymptotically correct collisional closure by assuming the collision term becomes dominant in the unresolved moment equations (Loureiro *et al.* 2016).

In the limit of low Laguerre-Hermite resolution, the closure situation is more complicated. Unresolved moments are not expected to be negligible at collisionalities of interest, so closure by truncation at low resolution will generally give poor results. One possible approach is to follow the gyrofluid closure approach pioneered by Hammett & Perkins (1990), which was used and extended in the gyrofluid models of Dorland & Hammett

(1993), Beer & Hammett (1996), and Snyder & Hammett (2001). Further, Smith (1997) extended the Hammett-Perkins approach to an arbitrary number of moments in the slab limit. Thus in the slab limit, one could use Smith's scheme to generate closures for the Hermite moments. No linear closure is needed for the Laguerre moments in the slab limit, so in this limit the linear closure problem is solved.†

Extending Smith's generalized closure approach to toroidal geometry is particularly challenging due to the presence of branch cuts in the kinetic dispersion relation. In particular, closures for the Hermite moments are complicated by the fact that phase mixing arises from both Landau damping and the curvature drift resonance. Thus we leave the task of developing generalized closures in toroidal geometry for later work. We do however discuss closures that correspond to Beer's toroidal gyrofluid equations in Appendix F. This allows us to reproduce Beer's results using our generalized Laguerre-Hermite model.

#### 4. Free energy

The importance of conserved quantities in turbulence is well appreciated. In the electrostatic gyrokinetic formalism, the (normalized) free energy defined by

$$\begin{aligned} W &= \sum_s \int d^3\mathbf{r} \int d^3\mathbf{v} \frac{n_s \tau_s \langle \delta f_s^2 \rangle_{\mathbf{r}}}{2F_{Ms}} = \sum_s \int d^3\mathbf{r} \int d^3\mathbf{v} \frac{n_s \tau_s \langle h_s^2 \rangle_{\mathbf{r}}}{2F_{Ms}} - \sum_s \int d^3\mathbf{r} \frac{n_s Z_s^2}{2\tau_s} \Phi^2 \\ &= \sum_s \int d^3\mathbf{R} \int d^3\mathbf{v} \frac{n_s \tau_s h_s^2}{2F_{Ms}} - \sum_s \int d^3\mathbf{r} \frac{n_s Z_s^2}{2\tau_s} \Phi^2 \end{aligned} \quad (4.1)$$

is conserved in the absence of drive and damping (Krommes & Hu 1993; Howes *et al.* 2006). The free energy evolves in time according to

$$\frac{\partial W}{\partial t} = \sum_s \int d^3\mathbf{r} \int d^3\mathbf{v} \frac{n_s \tau_s}{F_{Ms}} \langle h_s \frac{\partial g_s}{\partial t} \rangle_{\mathbf{r}} = \sum_s \int d^3\mathbf{R} \int d^3\mathbf{v} \frac{n_s \tau_s}{F_{Ms}} h_s \frac{\partial g_s}{\partial t} \quad (4.2)$$

Thus, given Eq. (2.1) for each species, one calculates  $\partial W/\partial t$  by multiplying each species' gyrokinetic equation by  $n_s \tau_s h_s / F_{0s}$ , integrating the result over the entire phase space, and summing over species.

We will now explore the conservation of  $W$  in the Laguerre-Hermite basis. Expanding and projecting  $h_s$  in Eq. (4.1), we have

$$W = \sum_s n_s \tau_s \int d^3\mathbf{R} \sum_{\ell=0}^{\mathcal{L}} \sum_{m=0}^{\mathcal{M}} \frac{1}{2} H_{\ell,m}^2 - \sum_s \frac{n_s Z_s^2}{2\tau_s} \int d^3\mathbf{r} \Phi^2 \quad (4.3)$$

where for now we have truncated the Laguerre-Hermite expansion at some  $\mathcal{L}$  and  $\mathcal{M}$ . We will primarily address free energy conservation under the assumption of closure by truncation, as described in Section 3.6.‡ We can also recover the fully kinetic limit by taking  $\mathcal{L}, \mathcal{M} \rightarrow \infty$ .

† Nonlinear phase mixing (Dorland & Hammett 1993; Schekochihin *et al.* 2009) does couple Laguerre moments, even in the slab limit, and thus will require closure in some cases. A nonlinear phase mixing closure was included in Dorland's original slab gyrofluid model.

‡ The situation is again more complicated when using more sophisticated closures in the style of Hammett & Perkins. In this light, we discuss some subtleties of free energy conservation in the Beer gyrofluid model in Appendix G.

The free energy for each species  $W_s$  evolves according to

$$\frac{\partial W_s}{\partial t} = n_s \tau_s \int d^3 \mathbf{R} \left[ \sum_{\ell=0}^{\mathcal{L}} \sum_{m=0}^{\mathcal{M}} H_{\ell,m} \frac{\partial G_{\ell,m}}{\partial t} \right]. \quad (4.4)$$

Most of the terms in this large sum cancel, leaving only contributions that involve perturbations with either  $\ell > \mathcal{L}$  or  $m > \mathcal{M}$ . These remainder contributions are precisely where closures are required.

Since there are several different types of terms in the  $G_{\ell,m}$  evolution equations, it is convenient to consider the free energy evolution of each separately. The parallel convective derivative terms (including the  $\nabla_{\parallel} \ln B$  magnetic trapping terms) give

$$\begin{aligned} \frac{1}{n_s \tau_s v_{ts}} \frac{\partial W_{\parallel}}{\partial t} = & - \int d^3 \mathbf{R} \left[ \sum_{\ell=0}^{\mathcal{L}} \sqrt{\mathcal{M}+1} H_{\ell,\mathcal{M}} \nabla_{\parallel} H_{\ell,\mathcal{M}+1} \right] \\ & + \left[ \sum_{\ell=0}^{\mathcal{L}} \left[ -(\ell+1) \sqrt{\mathcal{M}+1} H_{\ell,\mathcal{M}} H_{\ell,\mathcal{M}+1} - \ell \sqrt{\mathcal{M}+1} H_{\ell,\mathcal{M}} H_{\ell-1,\mathcal{M}+1} \right] \nabla_{\parallel} \ln B \right] \\ & + \left[ \sum_{m=0}^{\mathcal{M}} \left[ \sqrt{m} (\mathcal{L}+1) H_{\mathcal{L},m} H_{\mathcal{L}+1,m-1} \right] \nabla_{\parallel} \ln B \right], \end{aligned} \quad (4.5)$$

where we have used the identity

$$\nabla_{\parallel} (FG) = B \nabla_{\parallel} \left( \frac{FG}{B} \right) + FG \nabla_{\parallel} \ln B \quad (4.6)$$

repeatedly, and also used the fact that  $B \nabla_{\parallel} (FG/B)$  has the form of a total divergence, which vanishes upon integration over all space (keeping in mind that  $B$  is the Jacobian of our coordinates).

Each of these terms describes the coupling of one resolved Laguerre-Hermite moment ( $\ell \leq \mathcal{L}, m \leq \mathcal{M}$ ) to one unresolved moment. In the first sum on the right hand side, there are  $\mathcal{L} + 1$  unresolved moments, each with  $m = \mathcal{M} + 1$ ; each of these moments has contributions from  $\int d^3 \mathbf{v} v_{\parallel}^{\mathcal{M}+1} v_{\perp}^{2\ell} g$ ; all relate to the *largest* scale in  $g(v_{\parallel})$  that *cannot* be resolved. There are comparable limitations on any discrete  $v$ -space representation of  $g(v_{\parallel})$ . Similarly, in the second and third sums on the right hand side, there are  $(\mathcal{M} + 1)$  and  $(\mathcal{L} + 1)$  additional unresolved moments that must be closed, respectively. When closing by truncation, we take  $H_{\ell,\mathcal{M}+1} = H_{\mathcal{L}+1,m-1} = H_{\ell,\mathcal{M}+1} = H_{\ell-1,\mathcal{M}+1} = 0$ , so all terms in these three sums vanish. Thus closure by truncation gives  $\partial W_{\parallel} / \partial t = 0$ .

Note that in the kinetic limit,  $\partial W_{\parallel} / \partial t \rightarrow 0$  as long as  $G_{\mathcal{L},\mathcal{M}} \rightarrow 0$  “fast enough” as  $\mathcal{L}, \mathcal{M} \rightarrow \infty$ , which is the expected result. This will be the case for all of the parts of the free energy except the drive and damping parts.

The toroidal drift terms give

$$\begin{aligned} \frac{Z_s}{n_s \tau_s^2} \frac{\partial W_d}{\partial t} = & - \int d^3 \mathbf{R} \left[ \sum_{\ell=0}^{\mathcal{L}} \sqrt{(\mathcal{M}+1)(\mathcal{M}+2)} H_{\ell,\mathcal{M}} i \omega_d H_{\ell,\mathcal{M}+2} \right. \\ & \left. + \sqrt{\mathcal{M}(\mathcal{M}+1)} H_{\ell,\mathcal{M}-1} i \omega_d H_{\ell,\mathcal{M}+1} \right] + \sum_{m=0}^{\mathcal{M}} (\mathcal{L}+1) H_{\mathcal{L},m} i \omega_d H_{\mathcal{L}+1,m}, \end{aligned} \quad (4.7)$$

where here  $i \omega_d (FG)$  has the form of a total divergence and vanishes upon integration over all space. There are  $2(\mathcal{L} + 1)$  unresolved moments in the first sum, and  $(\mathcal{M} + 1)$

unresolved moments in the second sum. As before, closure by truncation ensures that all of these terms vanish, giving  $\partial W_d/\partial t = 0$ .

The nonlinear terms give

$$\frac{1}{n_s \tau_s} \frac{\partial W_{NL}}{\partial t} = - \int d^3 \mathbf{R} \sum_{\ell=0}^{\mathcal{L}} \sum_{m=0}^{\mathcal{M}} H_{\ell,m} \sum_{k=\mathcal{L}+1}^{\infty} \sum_{n=|k-\ell|}^{k+\ell} \alpha_{k\ell n} \mathcal{J}_n \mathbf{v}_E \cdot \nabla H_{k,m}. \quad (4.8)$$

This remainder term describes nonlinear coupling of resolved moments  $H_{\ell < \mathcal{L}+1, m}$  to unresolved moments  $H_{k > \mathcal{L}, m}$  via FLR corrections to the  $\mathbf{E} \times \mathbf{B}$  drift. Once again, closure by truncation ensures that all of these terms vanish, giving  $\partial W_{NL}/\partial t = 0$ .

For appropriate choices of density and temperature gradients, the drive terms can cause the free energy to increase:

$$\begin{aligned} \frac{1}{n_s \tau_s} \frac{\partial W_*}{\partial t} &= \int d^3 \mathbf{R} \sum_{\ell=0}^{\mathcal{L}} \left[ H_{\ell,0} i \omega_* \left( \frac{1}{L_n} \mathcal{J}_\ell \Phi + \frac{1}{L_T} (\ell \mathcal{J}_{\ell-1} \Phi + 2\ell \mathcal{J}_\ell \Phi + (\ell+1) \mathcal{J}_{\ell+1} \Phi) \right) \right. \\ &\quad \left. + \frac{1}{\sqrt{2}} \frac{1}{L_T} H_{\ell,2} i \omega_* \mathcal{J}_\ell \Phi \right] \\ &= \int d^3 \mathbf{r} \left( \frac{\bar{n}}{L_n} + \frac{\bar{T}}{L_T} \right) i \omega_* \Phi \neq 0. \end{aligned} \quad (4.9)$$

These terms require no closure, though we will take  $\mathcal{J}_{\mathcal{L}+1} = 0$  when closing other terms by truncation for consistency.

Because the Laguerre-Hermite moments are eigenfunctions of the velocity-space derivatives of our collision operator, each moment contributes  $-\nu(b + 2\ell + m)H_{\ell,m}^2$  to  $dW/dt$ . The field-particle (conservation) terms are more complicated, but as shown in Appendix E, never result in a net increase  $W$  after summing over all  $(\ell, m)$ . Thus, the collision operator can only decrease the total free energy or leave it unchanged:

$$\begin{aligned} \frac{1}{n_s \tau_s} \frac{\partial W_C}{\partial t} &= \int d^3 \mathbf{R} \int d^3 \mathbf{v} \frac{h}{F_M} C(h) \\ &= -\nu \sum_{\ell=0}^{\mathcal{L}} \sum_{m=0}^{\mathcal{M}} [(b + 2\ell + m)|H_{\ell,m}|^2] + \nu(|\bar{u}_\parallel|^2 + |\bar{u}_\perp|^2 + 3|\bar{T}|^2) \\ &\leq 0. \end{aligned} \quad (4.10)$$

Upon denoting the total drive by  $\mathcal{D} \equiv \partial W_*/\partial t$  and the total effect of collisions by  $\mathcal{C} \equiv -\partial W_C/\partial t$ , we have

$$\frac{dW}{dt} = \sum_s n_s \tau_s \left( v_{ts} \frac{\partial W_\parallel}{\partial t} + \frac{\tau_s}{Z_s} \frac{\partial W_d}{\partial t} + \frac{\partial W_{NL}}{\partial t} + \mathcal{D} - \mathcal{C} \right), \quad (4.11)$$

$$\lim_{\mathcal{L}, \mathcal{M} \rightarrow \infty} \frac{dW}{dt} = \mathcal{D} - \mathcal{C}, \quad (4.12)$$

where in the second line we have indicated the desired kinetic result, that the total free energy of each species  $W_s$  for the truncated system is conserved in the absence of driving and collisional damping.

## 5. Linear Results

We now show some preliminary linear calculations, as a proof of concept of our Laguerre-Hermite formulation of gyrokinetics. These calculations have been performed



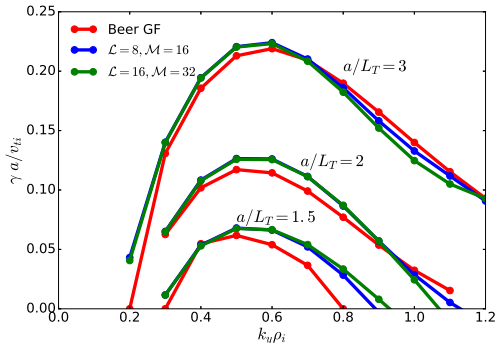


Figure 1: Growth rates of an ITG instability in the local limit. The results from the Laguerre-Hermite formulation are shown at two choices of velocity resolution (blue and green), as well results from the Beer 4+2 gyrofluid model (red). The Laguerre-Hermite results show good convergence in velocity resolution, especially at small  $k_{y_i} \rho_i$ .

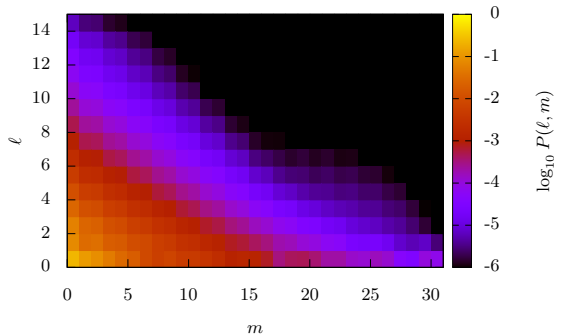


Figure 2: The normalized integrated velocity space spectrum, defined by Eq. (5.1), resulting from the higher resolution  $a/L_T = 2$  case in Figure 1. The amplitudes decrease by several orders of magnitude moving from small to large  $\ell$  and  $m$ , indicating that the calculation is well resolved in velocity space.

with **GX**, a new gyrokinetic code that uses our Laguerre-Hermite spectral velocity discretization. Numerical details and further results from **GX** will be reported separately.

### 5.1. Local Linear ITG

We first examine an ITG instability in the local limit, where  $k_{\parallel}$ ,  $B$ , and  $\omega_d$  are treated as constants. We select a case used to validate the Beer 4+2 gyrofluid model (Beer & Hammett 1996), which first appeared in Dong *et al.* (1992). The relevant parameters (in our units) are  $q = 2$ ,  $R_0/a = 5$ ,  $k_{\parallel} a = a/qR_0$ ,  $a/L_n = 1$ , and  $a/L_T = 1.5, 2$ , and  $3$ . We also set  $\nu = 0.01$ . Figure 1 shows linear growth rates over a range of  $k_{y_i} \rho_i$  for two choices of Laguerre-Hermite velocity resolution. For comparison, we also show the results from the Beer gyrofluid model. We see that the growth rates converge as the Laguerre-Hermite resolution is increased. Note that these calculations use closure by truncation.

We calculate a normalized integrated velocity space spectrum,

$$P(\ell, m) = \frac{\int d^3 \mathbf{R} |G_{\ell, m}|^2}{\int d^3 \mathbf{R} |G_{0, 0}|^2}, \quad (5.1)$$

to examine the structure of the distribution function in the Laguerre-Hermite basis.  $P$  can also be interpreted as a measure of the free energy in each moment. Figure 2 shows this spectrum for the higher resolution case in the above  $a/L_T = 2$  calculation. The amplitude  $P$  is highest at small  $\ell$  and  $m$ , which is expected since free energy is injected by the gradients at these large scales. The upper right quadrant of the plot, where both  $\ell$  and  $m$  are large, is more than six orders of magnitude smaller than the large amplitudes at small  $\ell$  and  $m$ . For best contrast we have truncated the color scale to seven orders of magnitude, but note that the amplitude in the top right corner, corresponding to the finest resolved scale in the velocity space, is  $P(15, 31) \sim 10^{-10}$ . This is a good indication that this calculation is well resolved in velocity space. Further, we see that  $P(7, 15) \sim 10^{-5}$ . This is the finest resolved scale in the lower resolution case, which has a spectrum (not shown) that looks qualitatively similar to the lower left quadrant of Figure

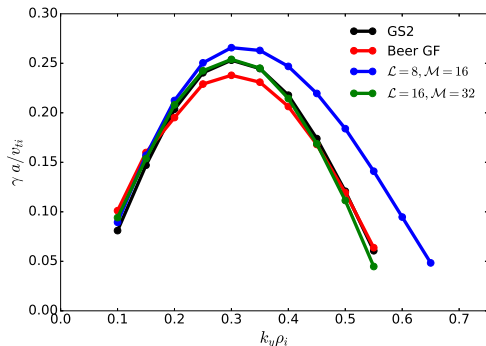


Figure 3: Linear growth rates for the Cyclone base case (Dimits *et al.* 2000). The results from the Laguerre-Hermite formulation are shown at two choices of velocity resolution (blue and green), as well as results from the gyrokinetic code **GS2** (black) and the Beer 4+2 gyrofluid model (red).

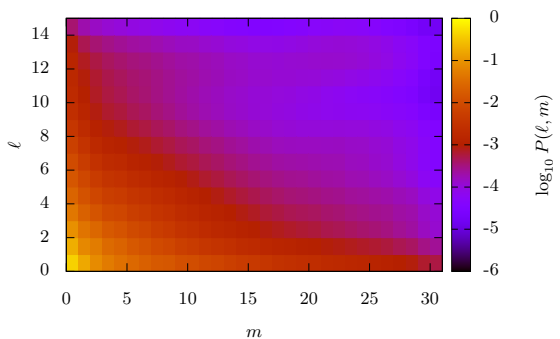


Figure 4: The normalized integrated velocity space spectrum resulting from the higher resolution case in Figure 3. While this spectrum is still well resolved, the amplitudes decrease more gradually than in the local limit spectrum from Figure 2.

2, and which also has  $P(7, 15) \sim 10^{-5}$ . The fact that the lower resolution case agrees with the higher resolution case in both growth rates and spectra suggests that the low resolution case has sufficient resolution.

## 5.2. Cyclone Linear ITG

We also examine an ITG instability in the nonlocal limit, for which we use the Cyclone base case parameters, a widely benchmarked test case (Dimits *et al.* 2000). Figure 3 shows the linear growth rates over a range of  $k_y \rho_i$  for the same two choices of Laguerre-Hermite velocity resolution as above. For comparison, we also show the results from the Beer 4+2 gyrofluid model, along with results from the gyrokinetic code **GS2**. **GS2** solves the gyrokinetic equation using a polar velocity grid in energy and pitch angle coordinates,  $\varepsilon$  and  $\lambda = \mu/\varepsilon$ . In the limit of large velocity resolution, our Laguerre-Hermite approach should agree with the grid-based approach of **GS2**. From the figure we see that the two approaches do indeed agree in the higher resolution case. We also see that the convergence in resolution is slower here in the nonlocal limit than in the local limit above, as the lower resolution case gives growth rates too large for higher  $k_y \rho_i$ . This suggests that more velocity resolution is needed in the nonlocal limit than in the local limit.

This is confirmed by the velocity spectrum for this case, shown in Figure 4. Whereas in the local limit a significant portion of the velocity space had amplitudes more than six orders of magnitude smaller than the largest amplitudes, in the nonlocal limit the amplitudes decrease much more gradually. This indicates that the distribution function has more structure in velocity space in this case. This also shows why the lower resolution case failed to produce accurate growth rates: the amplitudes in the lower left quadrant of Figure 4 do not decrease by as much as in the local case, with  $P(7, 15) \sim 10^{-4}$ .

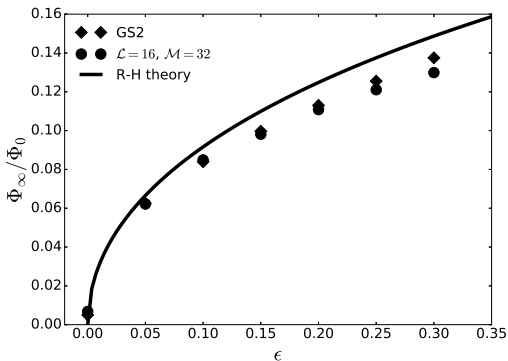


Figure 5: Rosenbluth-Hinton residual flow for various values of  $\epsilon = r/R_0$ . The residuals calculated by the Laguerre-Hermite model with  $\mathcal{L} = 16$  and  $\mathcal{M} = 32$  agree well with those calculated by GS2. We also show the expected theoretical result, Eq. (5.2).

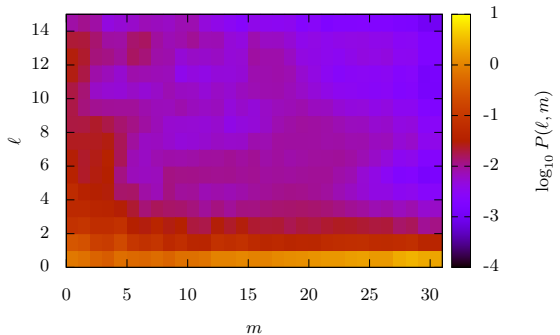


Figure 6: The normalized integrated velocity space spectrum for the  $\epsilon = 0.2$  case from Figure 5. High amplitudes at large  $m$  along the axis are the result of trapped particle dynamics that produce sharp features in  $v_{\parallel}$ .

### 5.3. Rosenbluth-Hinton Zonal Flow Residual

As a final test, we examine zonal flow dynamics in our Laguerre-Hermite formulation. Zonal flows are nonlinearly-driven and nonlinearly-damped (Rogers *et al.* 2000) toroidally and poloidally symmetric sheared  $\mathbf{E} \times \mathbf{B}$  flows that have been shown to play a key role in determining the turbulence saturation level (Hammett *et al.* 1993; Waltz *et al.* 1994). Rosenbluth & Hinton (1998) first showed that zonal flows are not linearly damped by collisionless processes, showing that in a simplified equilibrium model the residual flow is given by

$$\frac{\Phi(t = \infty)}{\Phi(t = 0)} = \frac{1}{1 + 1.6q^2/\sqrt{\epsilon}}, \quad (5.2)$$

where  $q$  is the safety factor and  $\epsilon = r/R_0$  is the inverse aspect ratio. The original Beer gyrofluid model did not accurately capture the residual, causing discrepancies with gyrokinetic models in nonlinear simulations (Dimitis *et al.* 2000). The gyrofluid closure was modified to be able to capture some of the zonal flow residual with limited success (Beer & Hammett 1998).

Figure 5 shows residuals for several values of  $\epsilon$ , for the  $k_x \rho_i = 0.01$  mode with  $q = 1.4$ , as calculated by our Laguerre-Hermite model with  $\mathcal{L} = 16$  and  $\mathcal{M} = 32$ . We also show the residual calculated by GS2 and the expected theoretical value from Eq. (5.2). Our result for the average residual agrees well with GS2, though we note that we observe larger oscillations and less damping of the potential in the Laguerre-Hermite model. We attribute this to resolution issues. The velocity spectrum, shown in Figure 6 for the  $\epsilon = 0.2$  case, shows overall larger amplitudes compared to the spectra from the linear instability calculations. We also see that there are high amplitudes at large  $m$  along the axis, indicating that sharp features are being generated in  $g(v_{\parallel})$ . This is to be expected, since the zonal flow residual is the result of complicated kinetic effects involving trapped particles dynamics, and resolving the trapped-passing boundary (which the velocity grid in GS2 is explicitly designed for) is important. Naturally, our spectral approach is not

as well suited to resolving these sharp features. In the problems we will target, however, collisions and nonlinearity will help to smear away sharp features in the distribution function.

## 6. Summary & Conclusion

In this report, we have outlined a new pseudo-spectral velocity formulation of flux-tube gyrokinetics. This is achieved by projecting the gyrokinetic equation onto a velocity basis composed of Laguerre and Hermite polynomials. A key advantage of the resulting model is the flexibility in choice of velocity-space resolution. At the lowest velocity-space resolution, the model corresponds directly to gyrofluid models. Within the same framework, the model corresponds to conventional gyrokinetic approaches at high velocity resolution. Between these limits, one has the freedom to tailor the resolution to one's needs: one can smoothly increase resolution to improve accuracy, or one can minimize resolution to produce a performance advantage. There is also an opportunity for a dynamic fidelity refinement approach, where the resolution can be adjusted dynamically during a simulation.

The flexibility to use relatively lower velocity resolution than is used in standard gyrokinetic approaches is due to the fact that our Laguerre-Hermite formulation expresses critical conservation laws even at very low resolution. We have presented a model collision operator that reflects this prioritization: it expresses the key conservation laws at long wavelength, but sharply attenuates higher moments at short wavelengths as a result of classical diffusion, pitch-angle scattering, energy diffusion, and slowing down. Our collision operator is also efficiently expressed in our basis, and it satisfies the H theorem.

The main disadvantage of our approach is the need for closures due to the coupling of the spectral moments, which arises as the mathematical manifestation of the physics of phase mixing. We recognize that the value of our approach will only be fully realized when a generalized closure scheme has been found that can give gyrokinetic fidelity with sub-kinetic velocity resolution. The relative success of gyrofluid closures indicates that this is feasible, and we can use these closures directly in our model at the lowest resolution (see Appendix F). We thus leave as important future work the generalization of the closures to arbitrary spectral velocity resolution. This will bolster the flexibility of the model, as one will be able to capture important kinetic effects with whatever fidelity is required by the problem at hand. This includes modeling linear phase mixing from Landau damping and toroidal drifts as well as nonlinear effects such as nonlinear FLR phase mixing (Schekochihin *et al.* 2009; Tatsuno *et al.* 2009; Plunk *et al.* 2010; Numata & Loureiro 2015; Howes *et al.* 2011; Chen *et al.* 2010; Kawamori 2013; Dorland & Hammett 1993), and phase un-mixing from the plasma echo (Schekochihin *et al.* 2016; Kanekar 2014; Parker & Dellar 2015).

We also leave the extension of this model to include electromagnetic fluctuations for the future. While we could simply include electrons as a second species and find the perpendicular magnetic field fluctuations from Ampere's law, such an approach is potentially expensive. For many applications, the Snyder & Hammett (2001) model will be the best way forward, for example. Importantly, a model with  $\delta A_{\parallel}$  and  $\delta B_{\parallel}$  presents no new challenges to the Laguerre-Hermite projections.

Our preliminary results show that our model is capable of reproducing gyrokinetic results for linear instabilities and zonal flow dynamics at spectral resolution comparable to conventional gyrokinetic velocity resolution. Nonlinear simulations of ion temperature gradient turbulence, which make use of the pseudo-spectral approach described in Appendix D, will be reported in a later work. We have also coupled our model to

the TRINITY full-torus gyrokinetic transport framework (Barnes *et al.* 2010). In this setting the flexibility of our model enables a significant performance advantage over standard approaches, allowing efficient and tractable whole-device modeling of tokamaks and stellarators (Highcock *et al.* 2016).

Finally, we note that our model is inherently parallelizable and small memory footprint due to its pseudo-spectral approach. This allows us to move a well-resolved gyrokinetic simulation of ion temperature gradient-driven tokamak turbulence from hundreds or thousands of cores on a massively parallel HPC device to a single graphics processor (GPU). Thus our new Laguerre-Hermite pseudo-spectral formulation has produced a high-fidelity gyrokinetic simulation code that runs at a few teraflops on a desktop computer with an inexpensive GPU.

We would like to thank Ian Abel, Per Helander, Edmund Highcock, Greg Hammett, Alex Schekochihin, Michael Barnes, and Kate Despain for fruitful discussions and encouragement. Research support came from the U.S. Department of Energy: NRM is supported by the DOE CSGF program, provided under grant DE-FG02-97ER25308; WD is supported by award numbers DE-FC02-08ER54964 and DE-FG02-93ER54197; ML is supported by award number DE-FG02-93ER54197. Computations were performed at the Texas Advanced Computing Center (TACC) at The University of Texas at Austin, via the Extreme Science and Engineering Discovery Environment (XSEDE), which is supported by National Science Foundation grant number ACI-1548562.

## Appendix A. Non-dimensionalization

In  $(v_{\parallel}, \mu)$  coordinates, the gyrokinetic equation can be written (Brizard 1992; Beer & Hammett 1996; Snyder & Hammett 2001; Parra & Barnes 2015) as:

$$\frac{\partial g}{\partial t} + \left[ v_{\parallel} \hat{\mathbf{b}} + \langle \mathbf{v}_E \rangle_{\mathbf{R}} + \mathbf{v}_d \right] \cdot \nabla h + \langle \mathbf{v}_E \rangle_{\mathbf{R}} \cdot \nabla F_M - \mu (\hat{\mathbf{b}} \cdot \nabla B) \frac{\partial h}{\partial v_{\parallel}} = C(h). \quad (\text{A } 1)$$

In this equation, the distribution function  $F = F_0 + \delta f = F_M(1 - q\Phi/T) + h$ , and the perturbed, gyroaveraged distribution function  $g = \langle \delta f \rangle_{\mathbf{R}} = h - q\langle \Phi \rangle_{\mathbf{R}} F_M/T$ , where  $\langle \dots \rangle_{\mathbf{R}}$  denotes a gyroaverage at fixed guiding center position  $\mathbf{R}$ , and  $F_M$  is a Maxwellian distribution function.

Radial gradients of the equilibrium distribution function are assumed to vary on a scale  $a$  (which may be taken to be the minor radius, major radius, or some other convenient macroscale length). All equilibrium-scale lengths, such as density gradient scale lengths, magnetic curvature, and so on, are normalized by  $a$ . The magnetic field  $B$  is normalized by  $B_a$ , which may be chosen for convenience. A typical choice would be the vacuum magnetic field at the center of the last closed flux surface, at the elevation of the magnetic axis.

Fluctuating quantities are assumed to vary along the field line slowly and across the field line rapidly. We thus normalize variations of fluctuations along the field line by  $a$ , and across field lines by  $\rho_{\text{ref}}$ , where  $\rho_{\text{ref}}$  is the thermal gyroradius of a convenient reference species, which is in turn characterized by its charge  $q_{\text{ref}}$ , mass  $M_{\text{ref}}$ , temperature  $T_{0,\text{ref}}$ , density  $n_{0,\text{ref}}$ . Throughout this paper, we define thermal speeds by  $v_t \equiv \sqrt{T/M}$ , so that

$$\rho_{\text{ref}} = v_{t,\text{ref}}/\Omega_{\text{ref}} = \left( \sqrt{\frac{T_{0,\text{ref}}}{M_{\text{ref}}}} \right) \frac{M_{\text{ref}} c}{q_{\text{ref}} B_a}.$$

In this expression,  $c$  represents the speed of light.

The gyrokinetic expansion parameter  $\varepsilon$  can be taken to be  $\varepsilon = \rho_{\text{ref}}/a \equiv \rho_*$ . Fluctu-

ations vary slowly in time compared to the gyrofrequency. Accordingly, the fluctuation time scale is normalized by  $\Omega_{\text{ref}}\rho_* = v_{t,\text{ref}}/a$ . Similarly, fluctuating quantities are small compared to equilibrium quantities (*e.g.*, fluctuating density  $\delta n \sim \varepsilon n_0$ ). The equations are therefore most naturally expressed by scaling the fluctuating quantities by  $1/\rho_{\text{ref}}$ . This includes the electrostatic potential, which is normalized by  $T_{0,\text{ref}}/q_{\text{ref}}$ . That is, the physical electrostatic potential  $\Phi_{\text{phys}} = (T_{0,\text{ref}}/q_{\text{ref}})\tilde{\Phi}\rho_*$ , where  $\tilde{\Phi}$  is the normalized fluctuating electrostatic potential.

For each species, we normalize the velocity space coordinates  $v_{\parallel}$  and  $\mu$  using the thermal velocity for that species. This thermal velocity is in turn normalized to the thermal velocity of the reference species. Thus,  $v_{\parallel}\hat{\mathbf{b}} \cdot \nabla \rightarrow (v_{\parallel}/v_{t,s})(v_{t,s}/v_{t,\text{ref}})a\tilde{\nabla}_{\parallel}$ . In the body of this report, we simplify the final equations by cancelling common factors and by dropping the tilde notation. Thus, this operator would appear in explicit form as  $v_{t,s}v_{\parallel}\hat{\mathbf{b}} \cdot \nabla$ , where  $v_{t,s} \equiv v_{t,s}/v_{t,\text{ref}}$ , and it would be understood from context that  $v_{\parallel}$  had been normalized appropriately for species  $s$ , and that  $\hat{\mathbf{b}} \cdot \nabla$  had been normalized to the length  $a$ . When the context is clear, we may also neglect to write the leading coefficient  $v_{t,s}$ .

The non-dimensional collision frequency  $\nu_s$  is given by

$$\nu_s = \frac{n_s Z_s^4 v_{t,s}}{\tau_s^2} \nu_{\text{ref}}, \quad (\text{A } 2)$$

where  $\nu_{\text{ref}}$  is the collision frequency of the reference species normalized by  $a/v_{t,\text{ref}}$ :

$$\nu_{\text{ref}} = \frac{\sqrt{2}\pi a n_{0,\text{ref}} e^4 \ln \Lambda}{T_{\text{ref}}^2}. \quad (\text{A } 3)$$

The normalized time coordinate is  $\tilde{t} = t_{\text{phys}}v_{t,\text{ref}}/a$ . For species  $s$ , we define the temperature  $\tau_s \equiv T_{0,s}/T_{0,\text{ref}}$ , the density  $n_s \equiv n_{0,s}/n_{0,\text{ref}}$ , the charge  $Z_s = q_s/q_{\text{ref}}$ , the normalized mass  $m_s = M_s/M_{\text{ref}}$ , and the normalized thermal gyroradius  $\rho_s = (v_{t,s}/\Omega_s)/\rho_*$ .

Fluctuating densities and temperatures are normalized by their equilibrium values; fluctuations of odd  $v_{\parallel}$  moments are normalized by additional appropriate powers of  $v_{t,s}$ . The normalized gyrokinetic equation [Eq. (2.1)] results. Elsewhere, we restore normalizations and species subscripts only when needed for clarity.

## Appendix B. Linear FLR accuracy

Here we show that the number of moments we keep affects the order of accuracy of the FLR terms. This is because there will be a maximum  $\ell$  available to us directly in the equations. To illustrate these issues, we will examine the linear dispersion relation of our Laguerre-Hermite system in the artificial  $k_{\parallel} = 0$  slab limit (with no collisions), which allows us to drop all terms in Eq. (3.20) except the  $i\omega_*$  drive terms. In this limit, the kinetic dispersion relation is given by

$$\omega = \frac{\omega_{*,n}}{\tau^{-1} - \Gamma_0 + 1} [\Gamma_0 - \eta b(\Gamma_0 - \Gamma_1)], \quad (\text{B } 1)$$

where  $\omega_{*,n} \equiv \omega_*(a/L_n)$ , and  $\eta \equiv L_n/L_T$ . Here  $\Gamma_n(b) = I_n(b)e^{-b}$ , where  $I_n(b) = i^{-n}J_n(ib)$  is the modified Bessel function. The corresponding fluid dispersion for a system with

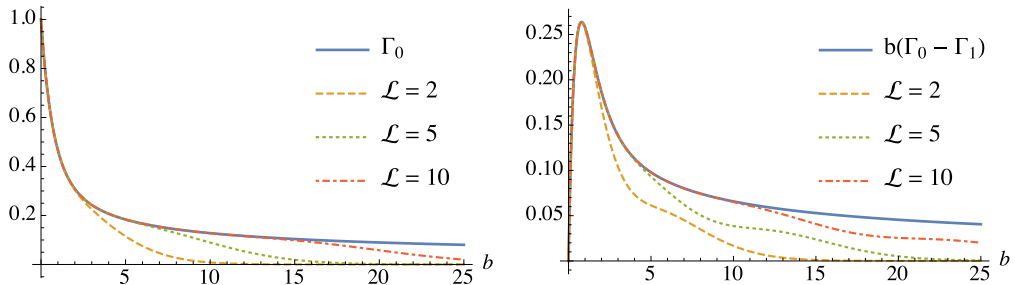


Figure 7: Exact vs approximate expressions for  $\Gamma_0$  (left) and  $b(\Gamma_0 - \Gamma_1)$  (right), which appear in the kinetic dispersion relation, Eq. (B1). The approximations, given by Eqs. (B5-B7), are plotted for several choices of maximal Laguerre moment  $\mathcal{L}$ .

maximum Laguerre moment  $\mathcal{L}$  is given by

$$\omega = \frac{\omega_{*,n}}{\tau^{-1} - \Gamma_0 + 1} \sum_{\ell=0}^{\mathcal{L}} \mathcal{J}_\ell [\mathcal{J}_\ell + \eta(\ell \mathcal{J}_{\ell-1} + 2\ell \mathcal{J}_\ell + (\ell+1)\mathcal{J}_{\ell+1})]. \quad (\text{B2})$$

Substituting the definition of  $\mathcal{J}_\ell$  from Eq. (3.17) and taking the infinite moment limit  $\mathcal{L} \rightarrow \infty$ , we obtain

$$\begin{aligned} \omega &= \frac{\omega_{*,n}}{\tau^{-1} - \Gamma_0 + 1} \left[ e^{-b} \sum_{\ell=0}^{\infty} \frac{1}{(\ell!)^2} \left(\frac{b}{2}\right)^{2\ell} - \eta b e^{-b} \sum_{\ell=0}^{\infty} \left( \frac{1}{(\ell!)^2} \left(\frac{b}{2}\right)^{2\ell} - \frac{1}{\ell!(\ell+1)!} \left(\frac{b}{2}\right)^{2\ell+1} \right) \right] \\ &= \frac{\omega_{*,n}}{\tau^{-1} - \Gamma_0 + 1} [e^{-b} I_0 - \eta b e^{-b} (I_0 - I_1)] \\ &= \frac{\omega_{*,n}}{\tau^{-1} - \Gamma_0 + 1} [\Gamma_0 - \eta b (\Gamma_0 - \Gamma_1)]. \end{aligned} \quad (\text{B3})$$

Thus in the infinite moment limit, we obtain the correct dispersion relation. However, now consider the finite  $\mathcal{L}$  case (where we assert  $\mathcal{J}_{\mathcal{L}+1} = 0$  for consistency):

$$\omega = \frac{\omega_{*,n}}{\tau^{-1} - \Gamma_0 + 1} \left[ e^{-b} \sum_{\ell=0}^{\mathcal{L}} \frac{1}{(\ell!)^2} \left(\frac{b}{2}\right)^{2\ell} - \eta b e^{-b} \sum_{\ell=0}^{\mathcal{L}-1} \left( \frac{1}{(\ell!)^2} \left(\frac{b}{2}\right)^{2\ell} - \frac{1}{\ell!(\ell+1)!} \left(\frac{b}{2}\right)^{2\ell+1} \right) \right]. \quad (\text{B4})$$

Comparing term by term to (B3), we see that the finite  $\mathcal{L}$  case matches the kinetic dispersion relation only through order  $4\mathcal{L}$  in  $k_\perp \rho$ , since

$$\Gamma_0 = e^{-b} I_0 = e^{-b} \left[ \sum_{\ell=0}^{\mathcal{L}} \frac{1}{(\ell!)^2} \left(\frac{b}{2}\right)^{2\ell} \right] + \mathcal{O}(b^{2(\mathcal{L}+1)}), \quad (\text{B5})$$

$$\eta b \Gamma_0 = \eta b e^{-b} I_0 = \eta b e^{-b} \left[ \sum_{\ell=0}^{\mathcal{L}-1} \frac{1}{(\ell!)^2} \left(\frac{b}{2}\right)^{2\ell} \right] + \mathcal{O}(b^{2(\mathcal{L}+1)}), \quad (\text{B6})$$

$$\eta b \Gamma_1 = \eta b e^{-b} I_1 = \eta b e^{-b} \left[ \sum_{\ell=0}^{\mathcal{L}-1} \frac{1}{\ell!(\ell+1)!} \left(\frac{b}{2}\right)^{2\ell+1} \right] + \mathcal{O}(b^{2(\mathcal{L}+1)}). \quad (\text{B7})$$

In Figure 7 we plot the result of the approximations above for several choices of  $\mathcal{L}$ , along with the exact expression. As expected, the approximations are valid for larger  $b$  as we increase  $\mathcal{L}$ . Further, the approximations always eventually fall off to zero faster than the exact expressions.

Dorland explored alternative FLR closures in his gyrofluid model in order to boost FLR accuracy (Dorland & Hammett 1993), since his model has  $\mathcal{L} = 1$ . Dorland settled on an FLR closure that corresponds to modifying Eq. (3.17) to

$$\hat{\mathcal{J}}_\ell = \frac{b^\ell}{\ell!} \frac{\partial}{\partial b} \Gamma_0^{1/2}(b), \quad (\text{B } 8)$$

which stems from approximating  $\langle J_0 \rangle = \int d\mu B J_0 F_M \approx \Gamma_0^{1/2}$  instead of using the exact result,  $\langle J_0 \rangle = e^{-b/2}$ . This approximation is rigorous through second order in  $k_\perp \rho$  while imposing less gyroaveraging than the exponential for large  $b$ . Dorland then introduces corresponding approximations in the calculation of the real space density,  $\bar{n}$ , which are designed to exactly reproduce the kinetic FLR behavior (Dorland & Hammett 1993). However, his procedure for approximating  $\bar{n}$  is not readily generalized to arbitrary  $\mathcal{L}$ .

### Appendix C. Laguerre-Hermite projection of magnetic drift terms

We first write the gyrokinetic magnetic drift term as

$$\mathbf{v}_d \cdot \nabla h = (v_\parallel^2 + \mu B) i\omega_d h = \sum_{\ell, m=0}^{\infty} (v_\parallel^2 + \mu B) \psi^\ell \phi^m i\omega_d H_{\ell, m} \quad (\text{C } 1)$$

where (following (Beer & Hammett 1996)) we have introduced the  $i\omega_d$  operator, which combines the curvature and  $\nabla B$  drifts into one expression, as is appropriate at low normalized plasma pressure:

$$i\omega_d \equiv (1/B^2) \hat{\mathbf{b}} \times \nabla B \cdot \nabla. \quad (\text{C } 2)$$

The non-dimensionalized form of this operator has the species dependencies in explicit form,  $i\omega_{ds} = i\omega_d(\tau_s/Z_s)$ . Note that  $\mathbf{v}_d \cdot \nabla = \mathbf{v}_d \cdot \nabla_\perp$ , so we can use the derivative relation from Eq. (3.14) to move the derivative operator inside the sum. We next employ the recurrence relations from Eqs. (3.6) and (3.7) to express this as

$$\begin{aligned} \mathbf{v}_d \cdot \nabla h &= \sum_{\ell, m=0}^{\infty} \psi^\ell \left[ \sqrt{(m+1)(m+2)} \phi^{m+2} + (2m+1) \phi^m + \sqrt{m(m-1)} \phi^{m-2} \right] i\omega_{ds}^{(\kappa)} H_{\ell, m} \\ &+ \sum_{\ell, m=0}^{\infty} \phi^m \left[ (\ell+1) \psi^{\ell+1} + (2\ell+1) \psi^\ell + \ell \psi^{\ell-1} \right] i\omega_{ds}^{(\nabla B)} H_{\ell, m}, \end{aligned} \quad (\text{C } 3)$$

where we have noted how one can distinguish the roles of the  $\nabla B$  drift  $\propto \omega_{ds}^{(\nabla B)}$  and curvature drift  $\propto \omega_{ds}^{(\kappa)}$  if one wished to make that distinction. To put this expression in the form of a Laguerre-Hermite transform, we shift the indices:

$$\begin{aligned} \mathbf{v}_d \cdot \nabla h &= \sum_{\ell, m=0}^{\infty} \psi^\ell \phi^m i\omega_{ds} \left[ \sqrt{(m+1)(m+2)} H_{\ell, m+2} + (\ell+1) H_{\ell+1, m} \right. \\ &\left. + 2(\ell+m+1) H_{\ell, m} + \sqrt{m(m-1)} H_{\ell, m-2} + \ell H_{\ell-1, m} \right]. \end{aligned} \quad (\text{C } 4)$$

The final step is then to use orthogonality to project this expression onto the Laguerre-Hermite basis, which is now trivial. We accomplish this by multiplying by projection



functions and integrating over velocity. In non-dimensional form, the result is

$$2\pi \int_{-\infty}^{\infty} dv_{\parallel} \int_0^{\infty} d\mu B \psi_{\ell} \phi_m \mathbf{v}_d \cdot \nabla h = i\omega_{ds} \left[ \sqrt{(m+1)(m+2)} H_{\ell, m+2} + (\ell+1) H_{\ell+1, m} + 2(\ell+m+1) H_{\ell, m} + \sqrt{m(m-1)} H_{\ell, m-2} + \ell H_{\ell-1, m} \right]. \quad (\text{C5})$$

This produces the magnetic drift terms for the  $dG_{\ell, m}/dt$  equations. The  $v_{\parallel}^2$  dependence of the curvature drift couples  $m$  moments to  $m+2$  and  $m-2$  moments, and the  $\mu B$  dependence of the  $\nabla B$  drift couples  $\ell$  moments to  $\ell+1$  and  $\ell-1$  moments.

## Appendix D. Pseudo-spectral alternative to Laguerre convolutions

### D.1. A standard dealiased pseudo-spectral algorithm

The quadratic nonlinear terms in the gyrokinetic equation introduce convolutions into any spectral representation of the equations. This is familiar in flux-tube gyrokinetics. The standard approach is to employ a dealiased pseudo-spectral algorithm. To illustrate the approach, we consider a typical nonlinear term,

$$\mathbf{v}_E \cdot \nabla n = \frac{\partial \Phi}{\partial x} \frac{\partial n}{\partial y} - \frac{\partial \Phi}{\partial y} \frac{\partial n}{\partial x}, \quad (\text{D1})$$

in which  $x$  and  $y$  are understood to be appropriately defined perpendicular field line following coordinates. Given a perpendicular coordinate-space Fourier representation of  $\Phi$  and  $n$  with  $N$  modes in each direction, one first computes the derivatives as multiplications by  $ik_x$  and  $ik_y$ . Then one uses a discrete Fourier transform to find a discretized representation of each quantity on a grid with  $3N/2$  grid points in each direction. The fields are thus known on a mesh with  $9/4$  more grid points than spectral modes. The extra grid points are important in the dealiasing step.

Eq. (D1) is evaluated on the higher resolution spatial grid by pointwise multiplication and addition. The result is then transformed back to the lower resolution spectral representation with an inverse discrete Fourier transform. Information contained in the high-frequency (unresolved) modes is simply discarded. Surprisingly, this ‘‘dealiasing’’ process recovers the exact spectral convolution (Orszag 1971), including conservation of energy. Whether or not one should dealias is a matter of debate, but the basic idea is that dealiasing is more important as sharp derivatives appear in the solution. For smoothly varying, random fields that often characterize turbulence, dealiasing is frequently not done.

### D.2. Pseudo-spectral nonlinearity in the Laguerre-Hermite representation

Relative to the example above, Eq. (3.18) is complicated by the convolution over Laguerre moments that is induced by finite Larmor radius effects. There is no corresponding Hermite convolution, but only because the FLR-averaged  $\mathbf{E} \times \mathbf{B}$  drift corresponds to  $m=0$  in Hermite space. (An electromagnetic nonlinearity would have  $m=1$  Hermite structure and would require a three term convolution.) At low resolution, the Laguerre convolution can be carried out without much difficulty, using Eqs. (3.18-3.19). For more than a few Laguerre moments, it will be more efficient to use the analogue of the Fourier dealiased pseudo-spectral method. Our approach is standard and well-described in Boyd (2001).

We seek accurate integrals of the product of three Laguerre functions, as is clear from Eq. (3.19). This implies that we must be able to integrate polynomials of degree  $3\mathcal{L}$  accurately. We will proceed by transforming to a discretized  $\mu B$  grid, evaluating the

nonlinear term point-wise, and transforming back. To obtain spectral accuracy and avoid aliasing, we pad the  $H$  arrays with zeroes in the Laguerre dimension, for  $\ell = \mathcal{L} + 1$  to  $J$ . We need  $2J + 1 \geq 3\mathcal{L}$ , or  $J \geq (3\mathcal{L} - 1)/2$ . Thus the “three-halves” rule is replaced by this expression for  $J$  in our problem. For  $\mathcal{L} = 1$ , as in the Beer-Hammett equations, there is the surprise that we do not need to dealias the Laguerre moments, but this is not true in general. Note that because our indices start from zero, there are  $J + 1$  moments and  $J + 1$  quadrature points, denoted by  $x_j = (\mu B)_j$ . The specific values of the  $x_j$  can be found from  $\psi_{J+1}(x_j) = 0$ . The weights that are used to perform integrals on this grid can be precalculated from

$$w_j = \int_0^\infty dx \frac{\psi^{J+1}(x)}{\psi'_{J+1}(x_j)(x - x_j)}.$$

To execute this algorithm, one would precalculate  $\psi^\ell(x_j)$ ,  $\psi_\ell(x_j)$ , and  $w_j$ . These are the items required to move back and forth from the discrete  $\mu B$  grid to the moment representation. For example, if we denote the distribution function  $h$  on the discrete  $\mu B$  grid determined by the value of  $J$  as  $h_J(k_x, k_y, z, m, x_j)$ , then

$$h_J(k_x, k_y, z, m, x_j) = \sum_{\ell=0}^{\mathcal{L}} \psi^\ell(x_j) H_{\ell,m}(k_x, k_y, z).$$

The sum does not need to go beyond  $\mathcal{L}$  for the obvious reason that all of the  $H_{\ell,m}$  moments are zero in that range, but there are  $J + 1$  rows in this matrix, as required to obtain the values of  $h_J(x_j)$ . The inverse transform requires the  $\psi_\ell(x_j)$  matrix, and the weights required for the integration,  $w_j$ . It is convenient to store these as one matrix,  $T_{\ell j} = \psi_\ell(x_j)w_j$ , so that

$$H_{\ell,m}(k_x, k_y, z) = \sum_{j=0}^J T_{\ell j} h_J(k_x, k_y, z, m, x_j).$$

In this direction, there are  $J + 1$  columns, but only  $\mathcal{L} + 1$  rows in the transformation matrix.

This pseudo-spectral evaluation of the nonlinear term is exactly equivalent to the spectral convolution form in Eq. (3.18). The procedure will be expensive for large values of  $\mathcal{L}$ , but not more expensive than evaluating the convolutions directly. For modest values of  $\mathcal{L}$ , it is likely that the highly optimized nature of matrix-vector multiplication on our target hardware (GPUs) will make the pseudo-spectral approach inexpensive. For very small values of  $\mathcal{L}$  the pseudo-spectral approach is not required: the convolutions only give a few terms, which one can evaluate by hand as was done in the Dorland, Beer, and Snyder gyrofluid models.

## Appendix E. Collision operator

### E.1. The field-particle terms

The field-particle or integral components of  $C(h)$  ensure conservation laws by construction. The real-space moments which appear in field-particle terms are expressed in Laguerre-Hermite form in Eqs. (3.38-3.41). These scalar quantities, such as  $\bar{u}_\parallel$ , determine *how much* of a particular quantity (such as real-space parallel momentum) needs to be restored. The coefficients of these real-space moments in the second line of Eq. (3.34) determine the velocity-space structure of the restoring terms. For example, the parallel

momentum is restored with  $+\nu\bar{u}_{\parallel}v_{\parallel}J_0F_M$  which can be recast as

$$\nu\bar{u}_{\parallel}v_{\parallel}J_0F_M = \nu\bar{u}_{\parallel}\psi^0\phi^1J_0 = \nu\bar{u}_{\parallel}\psi^0\phi^1\left(\sum_{k=0}^{\infty}\psi_k\mathcal{J}_k\right).$$

Projecting this term onto the Laguerre-Hermite basis as in Eq. (C 5), we have

$$2\pi\int_{-\infty}^{\infty}dv_{\parallel}\int_0^{\infty}d\mu B\psi_{\ell}\phi_m\nu\bar{u}_{\parallel}\psi^0\phi^1\left(\sum_{k=0}^{\infty}\psi_k\mathcal{J}_k\right) = \nu\bar{u}_{\parallel}\delta_{m1}\sum_{k=0}^{\infty}\mathcal{J}_k\delta_{\ell k} = \nu\bar{u}_{\parallel}\delta_{m1}\mathcal{J}_{\ell}. \quad (\text{E } 1)$$

Here, the finite Larmor radius average that is expressed by the Bessel function results in a convolution over the Laguerre basis, as described in Eq. (3.19). In the case of the parallel momentum, one of the Laguerre basis functions in the triple product is  $\psi^0$ , so the convolution reduces to a simple delta function,  $\delta_{\ell k}$ . The dependence on  $\phi^1$  produces the  $\delta_{m1}$ . So in the end, the parallel momentum conservation term appears in the  $m = 1$  equations, for all values of  $\ell$  [see Eq. (3.20)]. The rest of the conservation terms are entirely analogous.

The conserving terms in Eq. (3.34) manifestly maintain constant momentum and energy. The number of particles is also conserved, as is clear from the initial form of this collision operator as a divergence in velocity space. Finite Larmor radius effects obscure local number conservation, as it would appear that the leading order term  $-\nu bH_{0,0}$  represents local classical diffusion. In gyrokinetics, this term is cancelled at long wavelength by the term that enforces perpendicular momentum conservation,  $+\nu\sqrt{b}\mathcal{J}_0\bar{u}_{\perp}$ .

Parallel momentum conservation is manifest, but it is instructive to consider the small- $b$  limit of Eq. (3.20) nonetheless, assuming no finite- $\ell$  fluctuations (only for clarity):

$$\frac{dG_{0,1}}{dt} + \dots = -\nu(b+1)H_{0,1} + \nu\mathcal{J}_0\bar{u}_{\parallel} = -\nu(b+1)H_{0,1} + \nu(1-b/2)H_{0,1} = -\nu\frac{3b}{2}H_{0,1} + \mathcal{O}(b^2).$$

In the long wavelength limit ( $b \rightarrow 0$ ), the guiding center parallel momentum is conserved. Conservation of the real-space momentum is clear from the role of  $\bar{u}_{\parallel}$ .

We have chosen the orthonormal form of the probabilists' Hermite polynomials. This slightly obscures energy conservation, because of the factor of  $1/\sqrt{m!}$  in the  $m = 2$  equation. That is,  $T_{\parallel} = \sqrt{2}G_{0,2}$ . To see that energy is conserved in the long wavelength limit, we consider the effect of collisions on the total guiding center temperature  $T = \frac{1}{3}(T_{\parallel} + 2T_{\perp})$  and take the  $b \rightarrow 0$  limit:

$$\begin{aligned} \frac{dT}{dt} &= \frac{1}{3}\left(\sqrt{2}\frac{dG_{0,2}}{dt} + 2\frac{dG_{1,0}}{dt}\right) + \dots \\ &= -\frac{\nu}{3}(b+2)\sqrt{2}H_{0,2} + \frac{2\nu}{3}T - \frac{2\nu}{3}(b+2)H_{1,0} + \frac{2\nu}{3}b(H_{0,0} + H_{1,0}) - \frac{4\nu}{3}\frac{b}{2}T + \frac{4\nu}{3}H_{1,0} \\ &\simeq -\frac{2\nu}{3}T_{\parallel} + 2\nu T - \frac{4\nu}{3}T_{\perp} \\ &= 2\nu\left[T - \frac{T_{\parallel} + 2T_{\perp}}{3}\right] = 0. \end{aligned}$$

## E.2. Collisions and free energy

The collision operator will not increase the free energy as long as the right hand side of Eq. (4.10) is non-positive. By construction,  $\partial W_C/\partial t = 0$  for any perturbation that is Maxwellian in real space. In the previous section we demonstrated conservation of

number, parallel momentum and energy in the  $b \rightarrow 0$  limit. That is,

$$\begin{aligned} \frac{1}{\nu\tau_s} \frac{\partial W_C}{\partial t} \Big|_{\text{fluid}} &\equiv -b|H_{0,0}|^2 - |H_{0,1}|^2 - 2|H_{0,2}|^2 - 2|H_{1,0}|^2 + |\bar{u}_{\parallel}|^2 + |\bar{u}_{\perp}|^2 + 3|\bar{T}|^2 \\ &= -b|H_{0,0}|^2 - |H_{0,1}|^2 - 2|H_{0,2}|^2 - 2|H_{1,0}|^2 + |H_{0,1}|^2 + b|H_{0,0}|^2 + \frac{1}{3}(T_{\parallel} + 2T_{\perp})^2 \\ &= -2|H_{0,2}|^2 - 2|H_{1,0}|^2 + \frac{1}{3} \left| \sqrt{2}H_{0,2} + 2H_{1,0} \right|^2 \\ &\leq 0. \end{aligned}$$

The triangle inequality was used to obtain the final result. Equality is obtained when the fluctuations in free energy are Maxwellian,

$$T = \frac{1}{3}(T_{\parallel} + 2T_{\perp}) = \frac{1}{3}(\sqrt{2}H_{0,2} + 2H_{1,0}).$$

Upon enforcing this constraint and eliminating  $H_{1,0}$  from  $\dot{W}_C$  by setting

$$H_{1,0} = \frac{1}{2}(3T - \sqrt{2}H_{0,2})$$

so that

$$|H_{1,0}|^2 = \frac{1}{4} \left( 9|T|^2 - 6\sqrt{2}H_{0,2}T + 2|H_{0,2}|^2 \right),$$

one finds

$$\frac{1}{\nu\tau_s} \frac{\partial W_C}{\partial t} \Big|_{\text{Maxwellian}} \equiv -2|H_{0,2}|^2 - \frac{1}{2} \left( 9|T|^2 - 6\sqrt{2}H_{0,2}T + 2|H_{0,2}|^2 \right) + 3|T|^2 = 0. \quad (\text{E } 2)$$

As advertised, the right hand side vanishes when  $\sqrt{2}H_{0,2} = T = T_{\parallel} = T_{\perp}$ . Fluctuations that are Maxwellian (with a single temperature) are not affected by collisions.

The form of the  $\mathcal{J}_{\ell}$  operator ensures that the FLR corrections to real-space quantities such as  $\bar{u}_{\parallel}$  are strictly sub-dominant, as can be shown by rearranging the terms the expression for  $\dot{W}_C$ , but the existence of an  $H$ -theorem is more easily shown before gyroaveraging, as we demonstrate in the following section.

To summarize, we have demonstrated that long wavelength, real-space fluctuations of density, momentum and temperature are unaffected by collisions in our model. In fact, the conservation laws for real space density, momentum and energy are correctly implemented at all wavelengths. Small scale fluctuations of guiding center density, momentum and energy are not conserved as a consequence of finite Larmor radius averaging. This is the correct physical behavior.

For all other (non-Maxwellian in real space) fluctuations, the free energy of this gyrokinetic model is strictly damped by collisions. Pitch-angle and energy scattering both contribute to this damping.

### E.3. The $H$ -theorem

We began with the Dougherty collision operator, which was shown in Sec. (3.5) to be

$$C(h) = \nu \frac{\partial}{\partial \mathbf{v}} \cdot \left[ \frac{T_0}{M} \frac{\partial h}{\partial \mathbf{v}} + \frac{\delta T}{M} \frac{\partial F_M}{\partial \mathbf{v}} + \mathbf{v} h - \delta \mathbf{u} F_M \right],$$

Note that in this section we work with dimensional, non-normalized quantities. Here we have  $n_0 \delta \mathbf{u} = \int d^3 \mathbf{v} \mathbf{v} h$  and  $n_0 \delta T = \int d^3 \mathbf{v} (mv^2/3 - T_0) h$ . An equivalent form of  $C$  is

$$C(h) = \nu \frac{\partial}{\partial \mathbf{v}} \cdot \left[ \frac{T_0}{M} F_M \frac{\partial}{\partial \mathbf{v}} \left( \frac{h}{F_M} - \frac{Mv^2}{2T_0} \frac{\delta T}{T_0} - \frac{M}{T_0} \mathbf{v} \cdot \delta \mathbf{u} \right) \right]. \quad (\text{E } 3)$$

The entropy production rate is

$$\frac{dS}{dt} = - \int d^3\mathbf{v} \frac{h}{F_M} C(h). \quad (\text{E4})$$

By construction, we have

$$\int d^3\mathbf{v} \mathbf{v} C(h) = 0 \quad \text{and} \quad \int d^3\mathbf{v} v^2 C(h) = 0,$$

so we are free to modify Eq. (E4) as follows:

$$\frac{dS}{dt} = - \int d^3\mathbf{v} \left( \frac{h}{F_M} - \frac{Mv^2}{2T_0} \frac{\delta T}{T_0} - \frac{M}{T_0} \mathbf{v} \cdot \delta \mathbf{u} \right) C(h).$$

Inserting  $C(h)$  from Eq. (E3), we can then integrate by parts to find

$$\frac{dS}{dt} = \nu \frac{T_0}{M} \int d^3\mathbf{v} F_M \left| \frac{\partial}{\partial \mathbf{v}} \left( \frac{h}{F_M} - \frac{Mv^2}{2T_0} \frac{\delta T}{T_0} - \frac{M}{T_0} \mathbf{v} \cdot \delta \mathbf{u} \right) \right|^2. \quad (\text{E5})$$

In this form, it can be seen that  $\dot{S} \geq 0$ . To obtain  $\dot{S} = 0$ , it must be the case that

$$\frac{\partial}{\partial \mathbf{v}} \left( \frac{h}{F_M} - \frac{Mv^2}{2T_0} \frac{\delta T}{T_0} - \frac{M}{T_0} \mathbf{v} \cdot \delta \mathbf{u} \right) = 0 \quad (\text{E6})$$

for all  $\mathbf{v}$ , which implies

$$\frac{h}{F_M} - \frac{Mv^2}{2T_0} \frac{\delta T}{T_0} - \frac{M}{T_0} \mathbf{v} \cdot \delta \mathbf{u} = \alpha,$$

where  $\alpha$  is the integration constant. This can be rearranged to show

$$h = \alpha F_M + \mathbf{v} \cdot \delta \mathbf{u} F_M \frac{M}{T_0} + F_M \frac{Mv^2}{2T_0} \frac{\delta T}{T_0}, \quad (\text{E7})$$

from which one can immediately conclude that  $\dot{S} = 0$  if and only if  $h$  is a perturbed Maxwellian.

The Dougherty collision operator (together with our gyroaveraged version) is also self-adjoint. A third equivalent form of Eq. (E3) is

$$C(h) = \nu \frac{\partial}{\partial \mathbf{v}} \cdot \left[ \frac{T_0}{M} F_M \frac{\partial}{\partial \mathbf{v}} \left( \frac{h}{F_M} \right) - \frac{\delta T}{T_0} F_M \mathbf{v} - F_M \delta \mathbf{u} \right]. \quad (\text{E8})$$

We consider the expression

$$\int d^3\mathbf{v} \frac{h_a}{F_M} C(h_b)$$

for any two distribution functions  $h_a$  and  $h_b$ . One can write

$$\begin{aligned} \int d^3\mathbf{v} \frac{h_a}{F_M} C(h_b) &= \nu \int d^3\mathbf{v} \frac{h_a}{f_M} \frac{\partial}{\partial \mathbf{v}} \cdot \left[ \frac{T_0}{M} F_M \frac{\partial}{\partial \mathbf{v}} \left( \frac{h_b}{F_M} \right) - \frac{\delta T}{T_0} F_M \mathbf{v} - F_M \delta \mathbf{u} \right] \\ &= \nu \int d^3\mathbf{v} \frac{h_a}{F_M} \frac{\partial}{\partial \mathbf{v}} \left[ \frac{T_0}{m} F_M \frac{\partial}{\partial \mathbf{v}} \left( \frac{h_b}{F_M} \right) \right] - \nu \frac{\delta T}{T_0} \int d^3\mathbf{v} \frac{h_a}{F_M} \frac{\partial}{\partial \mathbf{v}} \cdot (F_M \mathbf{v}) \\ &\quad - \nu \delta \mathbf{u} \cdot \left( \int d^3\mathbf{v} \frac{h_a}{F_M} \frac{\partial F_M}{\partial \mathbf{v}} \right) \\ &= \nu \int d^3\mathbf{v} \frac{h_a}{F_M} \frac{\partial}{\partial \mathbf{v}} \left[ \frac{T_0}{M} F_M \frac{\partial}{\partial \mathbf{v}} \left( \frac{h_b}{F_M} \right) \right] - \nu \frac{\delta T}{T_0} \int d^3\mathbf{v} h_a \left( 3 - \frac{Mv^2}{T_0} \right) \\ &\quad + \nu \frac{M}{T_0} \delta \mathbf{u} \cdot \int d^3\mathbf{v} h_a \mathbf{v}. \end{aligned}$$

One can then integrate the first term by parts to find

$$\begin{aligned} \int d^3\mathbf{v} \frac{h_a}{F_M} C(h_b) &= -\nu \frac{T_0}{M} \int d^3\mathbf{v} F_M \left( \frac{\partial}{\partial \mathbf{v}} \frac{h_a}{F_M} \right) \cdot \left( \frac{\partial}{\partial \mathbf{v}} \frac{h_b}{F_M} \right) \\ &+ \frac{\nu}{3n_0} \left[ \int d^3\mathbf{v} h_b \left( \frac{Mv^2}{T_0} - 3 \right) \right] \left[ \int d^3\mathbf{v} h_a \left( \frac{Mv^2}{T_0} - 3 \right) \right] \\ &+ \frac{\nu M}{n_0 T_0} \left( \int d^3\mathbf{v} h_b \mathbf{v} \right) \cdot \left( \int d^3\mathbf{v} h_a \mathbf{v} \right). \end{aligned}$$

This expression is completely symmetric with respect to  $h_a$  and  $h_b$ , which implies

$$\int d^3\mathbf{v} \frac{h_a}{F_M} C(h_b) = \int d^3\mathbf{v} \frac{h_b}{F_M} C(h_a), \quad (\text{E9})$$

*i.e.*, the collision operator is self-adjoint. Neither gyroaveraging nor projecting onto the Laguerre-Hermite basis alters these conclusions.

## Appendix F. Reproducing the Beer 4+2 toroidal gyrofluid model

We can reproduce the six moment (4+2) toroidal gyrofluid equation set of Beer and Hammett (Beer & Hammett 1996) by first truncating all moments with  $2\ell + m > 3$ . This effectively keeps all moments up to order  $v^3$ . As described above, the evolution equations for the kept moments couple to higher unevolved moments via parallel convection, curvature and  $\nabla B$  drifts, and mirror terms. For the parallel convection terms, unevolved moments in the  $G_{0,3}$  and  $G_{1,1}$  equations are closed using the Landau damping closures of Hammett and Perkins (Hammett & Perkins 1990; Dorland & Hammett 1993), which corresponds to

$$2\nabla_{\parallel} G_{0,4} = \frac{\beta_{\parallel}}{\sqrt{3}} \nabla_{\parallel} G_{0,2} + \sqrt{2} D_{\parallel} |k_{\parallel}| G_{0,3}, \quad (\text{F1})$$

$$\sqrt{2} \nabla_{\parallel} G_{1,2} = \sqrt{2} D_{\perp} |k_{\parallel}| G_{1,1}, \quad (\text{F2})$$

where  $\beta_{\parallel} = (32 - 9\pi)/(3\pi - 8)$ ,  $D_{\parallel} = 2\sqrt{\pi}/(3\pi - 8)$ , and  $D_{\perp} = \sqrt{\pi}/2$  as in (Dorland & Hammett 1993). For the toroidal drift terms, unevolved moments in the  $G_{0,2}$ ,  $G_{1,0}$ ,  $G_{0,3}$  and  $G_{1,1}$  equations are closed using the toroidal closures developed by Beer (Beer & Hammett 1996), where closure coefficients were fit numerically so that the toroidal response function for the fluid equations matched the kinetic response. Beer's closure corresponds to

$$i\omega_d (\sqrt{12} G_{0,4} + G_{1,2}) = \sqrt{2} |\omega_d| \left( \nu_1 \sqrt{2} G_{0,2} + \nu_2 G_{1,0} \right), \quad (\text{F3})$$

$$i\omega_d (\sqrt{2} G_{1,2} + 2G_{2,0}) = 2|\omega_d| \left( \nu_3 \sqrt{2} G_{0,2} + \nu_4 G_{1,0} \right), \quad (\text{F4})$$

$$i\omega_d (\sqrt{20} G_{0,5} + G_{1,3}) = \frac{1}{\sqrt{6}} |\omega_d| \left( \nu_5 G_{0,1} + \nu'_6 \sqrt{6} G_{0,3} + \nu'_7 G_{1,1} \right), \quad (\text{F5})$$

$$i\omega_d (\sqrt{6} G_{1,3} + 2G_{2,1}) = |\omega_d| \left( \nu_8 G_{0,1} + \nu'_9 \sqrt{6} G_{0,3} + \nu'_{10} G_{1,1} \right). \quad (\text{F6})$$

where  $\nu_1 - \nu_{10}$  are the closure coefficients defined in (Beer & Hammett 1996), and  $\nu'_6 = (\nu_{6r}, \nu_{6i} - 11)$ ,  $\nu'_7 = (\nu_{7r}, \nu_{7i} - 3)$ ,  $\nu'_9 = (\nu_{9r}, \nu_{9i} - 1)$ , and  $\nu'_{10} = (\nu_{10r}, \nu_{10i} - 7)$ . The modifications of these closure coefficients are related to differences in the definitions of the higher moments here compared to Beer. This is discussed in G. The critical part is that in practice, these modified coefficients give exactly the same toroidal terms as in Beer. For the mirror terms, unevolved moments in the  $G_{0,3}$  and  $G_{1,1}$  equations are

closed as in Beer with ‘Maxwellian’ closures since these terms introduce no new dissipative processes; this corresponds to

$$G_{0,4}\nabla_{\parallel}\ln B = G_{1,2}\nabla_{\parallel}\ln B = G_{2,0}\nabla_{\parallel}\ln B = 0. \quad (\text{F } 7)$$

For details about what is meant by a ‘Maxwellian’ closure in our Laguerre-Hermite context, we again defer to G. Finally, as indicated in Appendix B, we make a few changes to the FLR terms to be consistent with the FLR approximations of Dorland and Beer. We change the definition of the Laguerre FLR operator  $\mathcal{J}_{\ell} \rightarrow \hat{\mathcal{J}}_{\ell}$ , defined in Eq. (B 8). We also change the definition of the non-Boltzmann part of the particle space density, Eq. (3.22), to match Beer’s approximation:

$$\hat{n} = \frac{1}{1+b/2}G_{0,0} - \frac{b/2}{(1+b/2)^2}G_{1,0} + \Gamma_0\Phi, \quad (\text{F } 8)$$

where the  $\Phi$  term results from our definition of the particle space density as an integral involving  $h$ , not  $g$ . Thus by truncating our Laguerre-Hermite moments to keep only moments up to order  $v^3$  and choosing the above closures consistent with Beer’s closures, we can reproduce the Beer 4 + 2 toroidal gyrofluid model.

## Appendix G. Fixing non-orthogonality of Beer’s moment definitions and closures

Our Laguerre-Hermite moment definitions are generally consistent with Beer’s moment definitions, as indicated by Eq. (3.12). However, a difference arises in the definition of the higher, unresolved moments, due to the fact that our Laguerre-Hermite moments are defined to be orthogonal while Beer’s were not. For example, Beer defined

$$r_{\parallel,\parallel} = \int d^3\mathbf{v} v_{\parallel}^4 g. \quad (\text{G } 1)$$

Inserting our distribution function expansion (3.9) into this integral, we find

$$r_{\parallel,\parallel} = \sqrt{12}G_{0,4} + 3G_{0,0} + 6\sqrt{2}G_{0,2} = \sqrt{12}G_{0,4} + 3n + 6T_{\parallel} = \sqrt{12}G_{0,4} + r_{\parallel,\parallel M}. \quad (\text{G } 2)$$

Here  $r_{\parallel,\parallel M} = 3n + 6T_{\parallel}$  is “the Maxwellian part of the  $r_{\parallel,\parallel}$  moment” in Beer’s terminology, since this expression can be calculated by taking  $g$  to be purely Maxwellian in the integral. Beer’s full result for  $r_{\parallel,\parallel}$  is thus

$$r_{\parallel,\parallel} = 3n + 6T_{\parallel} + \delta r_{\parallel,\parallel}; \quad (\text{G } 3)$$

in this case, therefore,  $\delta r_{\parallel,\parallel} = \sqrt{12}G_{0,4}$  is the quantity to be evolved or closed in some fashion.

Now we make a subtle change in reasoning. Instead of conceptualizing some high moment in terms of Maxwellian and non-Maxwellian parts, the  $r_{\parallel,\parallel M}$  terms are better understood as the components of  $r_{\parallel,\parallel}$  that are *not* orthogonal to the other moments (namely  $n$  and  $T_{\parallel}$ ). While this difference does not change the results for even moments such as  $r$ , differences do appear for odd moments. Consider, for example, the  $s_{\parallel,\parallel}$  moment,

$$s_{\parallel,\parallel} = \int d^3\mathbf{v} v_{\parallel}^5 g. \quad (\text{G } 4)$$

Inserting Eq. (3.9) for  $g$  and integrating gives

$$s_{\parallel,\parallel} = 10\sqrt{6}G_{0,3} + \sqrt{120}G_{0,5} = 10q_{\parallel} + \sqrt{120}G_{0,5}, \quad (\text{G } 5)$$

where  $q_{\parallel}$  appears because  $s_{\parallel,\parallel}$  is not orthogonal to the lower moments. However, upon

inserting a Maxwellian for  $g$ , Beer calculated  $s_{\parallel,\parallel M} = 0$ , and thus missed the non-orthogonal part of the  $s$  moments. Proceeding similarly, one can show that  $s_{\parallel,\perp} = q_{\parallel} + 3q_{\perp} + \sqrt{6}G_{1,3}$  and  $s_{\perp,\perp} = 4q_{\perp} + G_{2,1}$  are also not orthogonal.

These  $s$  moments appear in the toroidal drift terms where they must be closed. Beer composed the toroidal drift closures with three parts: a ‘‘Maxwellian’’ piece proportional to  $i\omega_d$ ; dissipative corrections proportional to  $|\omega_d|/\omega_d$ ; and reactive corrections, proportional to  $i\omega_d$ . Here,  $\omega_d \sim \mathbf{k} \cdot \mathbf{v}_d$ , where  $\mathbf{v}_d$  represents the curvature and magnetic drifts. Our reinterpretation of gyrofluid moments as a Laguerre-Hermite expansion suggests that the toroidal drift closures for a given moment  $\langle v^n \rangle$  should instead have two parts: a non-orthogonal part and an orthogonal part. The non-orthogonal part does not depend on closure decisions at all; instead it arises simply from the fact that  $v^n$  is not generally orthogonal to the Laguerre-Hermite polynomials. The orthogonal part can then be closed with both dissipative and reactive terms, as Beer did, to reproduce the kinetic linear dispersion relation as well as one can.

In our reinterpretation of the Beer closures, Beer’s closure coefficients for the reactive terms are shifted to account for non-orthogonality:

$$\begin{aligned} i\omega_d(s_{\parallel,\parallel} + s_{\parallel,\perp}) &= i\omega_d(11q_{\parallel} + 3q_{\perp}) + |\omega_d| \left( \nu_5 u_{\parallel} + \left( \nu_6 - 11i \frac{|\omega_d|}{\omega_d} \right) q_{\parallel} + \left( \nu_7 - 3i \frac{|\omega_d|}{\omega_d} \right) q_{\perp} \right) \\ &= i\omega_d(11q_{\parallel} + 3q_{\perp}) + |\omega_d| (\nu_5 u_{\parallel} + \nu'_6 q_{\parallel} + \nu'_7 q_{\perp}), \end{aligned} \quad (\text{G } 6)$$

$$\begin{aligned} i\omega_d(s_{\parallel,\perp} + s_{\perp,\perp}) &= i\omega_d(q_{\parallel} + 7q_{\perp}) + |\omega_d| \left( \nu_8 u_{\parallel} + \left( \nu_9 - i \frac{|\omega_d|}{\omega_d} \right) q_{\parallel} + \left( \nu_{10} - 7i \frac{|\omega_d|}{\omega_d} \right) q_{\perp} \right) \\ &= i\omega_d(q_{\parallel} + 7q_{\perp}) + |\omega_d| (\nu_8 u_{\parallel} + \nu'_9 q_{\parallel} + \nu'_{10} q_{\perp}). \end{aligned} \quad (\text{G } 7)$$

For convenience we have defined  $\nu'_6 = (\nu_{6r}, \nu_{6i} - 11)$ ,  $\nu'_7 = (\nu_{7r}, \nu_{7i} - 3)$ ,  $\nu'_9 = (\nu_{9r}, \nu_{9i} - 1)$ , and  $\nu'_{10} = (\nu_{10r}, \nu_{10i} - 7)$ , where the un-primed  $\nu$  coefficients take the same values as in Beer. We can then convert the Beer toroidal closures to our  $G_{\ell,m}$  representation; this is given in Eqs. (F 3-F 6). We stress that these changes are simply a reinterpretation, and that in practice our expressions give exactly the same terms as in Beer. This preserves the outstanding fit to the kinetic linear response function that Beer achieved with these closures.

Our reinterpretation has one significant benefit, noted earlier by Scott (2005): in the absence of closures (*i.e.*, if one simply truncates the fluid hierarchy), and without driving and dissipation, one can identify the conserved free energy. This was not possible in the form that Beer conceptualized his closures. This improvement occurs solely as a result of moving a few terms that Beer identified as reactive closure corrections to the category of terms that should appear independently of closure decisions.

Our calculation of free energy conservation in our Laguerre-Hermite model in Section 4 ensures that the Beer gyrofluid model conserves free energy in the absence of driving and collisions when all closure terms are dropped (after making the reinterpretations addressed in Appendix G). However, one would like to be able to show that the free energy does not increase when the closure terms are included. This is complicated by the fact that the Beer closure scheme includes both dissipative and non-dissipative (reactive) terms. While the dissipative terms by nature can only decrease the free energy, the non-dissipative terms are more troubling. Nonetheless, the dissipative and non-dissipative terms collectively serve to mimic physical damping from phase mixing, so one would expect that the aggregate contribution of these terms is to decrease the free energy. It is then enough to show that the eigenvalues of the closed system are all damped in the absence of driving and collisions.



## Appendix H. Diagnostic quantities of interest

Here we document some diagnostic integrals in the Laguerre-Hermite basis.

### H.1. Heat flux

The normalized radial heat flux for species  $s$  is defined as

$$Q_s = \int d^3\mathbf{r} \int d^3\mathbf{v} \mathbf{v}_E \cdot \nabla \Psi \frac{v_{\parallel}^2 + v_{\perp}^2}{2} \langle h \rangle_{\mathbf{r}} = \int d^3\mathbf{R} \int d^3\mathbf{v} \langle \mathbf{v}_E \rangle_{\mathbf{R}} \cdot \nabla \Psi \frac{v_{\parallel}^2 + v_{\perp}^2}{2} h \quad (\text{H1})$$

with  $\Psi$  here denoting the flux label and serving as the radial coordinate, and  $\langle \dots \rangle$  denoting a gyroaverage. Using the first form, and defining

$$\bar{p} = \frac{\bar{p}_{\parallel} + 2\bar{p}_{\perp}}{3} = \int d^3\mathbf{v} \frac{v_{\parallel}^2 + v_{\perp}^2}{3} \langle h \rangle_{\mathbf{r}}, \quad (\text{H2})$$

one can write

$$\begin{aligned} Q_s &= \frac{3}{2} \int d^3\mathbf{r} \mathbf{v}_E \cdot \nabla \Psi \bar{p} = \frac{3}{2} \int d^3\mathbf{r} \mathbf{v}_E \cdot \nabla \Psi \frac{\bar{p}_{\parallel} + 2\bar{p}_{\perp}}{3} \\ &= \int d^3\mathbf{r} \mathbf{v}_E \cdot \nabla \Psi \sum_{\ell=0}^{\infty} \left\{ \left[ \ell \mathcal{J}_{\ell-1} + \left(2\ell + \frac{3}{2}\right) \mathcal{J}_{\ell} + (\ell+1) \mathcal{J}_{\ell+1} \right] H_{\ell,0} + \frac{1}{\sqrt{2}} \mathcal{J}_{\ell} H_{\ell,2} \right\}. \end{aligned} \quad (\text{H3})$$

Note that since  $\mathbf{v}_E \cdot \nabla \Phi = 0$ , the convection of the integral of  $h$  at fixed  $\mathbf{r}$  is equal to the convection of the integral of  $g$  at fixed  $\mathbf{r}$ . In physical units, the heat flux for species  $s$  is  $Q_{\text{phys},s} = (n_0 v_t T)_{\text{ref}} \rho_*^2 Q_s$ .

### H.2. Particle flux

Similarly, the normalized radial particle flux for species  $s$  is defined as

$$\Gamma_s = \int d^3\mathbf{r} \int d^3\mathbf{v} \mathbf{v}_E \cdot \nabla \Psi \langle h \rangle_{\mathbf{r}} = \int d^3\mathbf{r} \mathbf{v}_E \cdot \nabla \Psi \bar{n}, \quad (\text{H4})$$

with  $\bar{n}$  defined as in Eq. (3.22). The Laguerre-Hermite projection is

$$\Gamma_s = \int d^3\mathbf{r} \mathbf{v}_E \cdot \nabla \Psi \sum_{\ell=0}^{\infty} \mathcal{J}_{\ell} H_{\ell,0}. \quad (\text{H5})$$

In physical units, the particle flux for species  $s$  is  $\Gamma_{\text{phys},s} = (n_0 v_t)_{\text{ref}} \rho_*^2 \Gamma_s$ .

### H.3. Turbulent energy exchange

In our ordering, gyrokinetic fluctuations do not result in net heating of the plasma, but it is possible for one species to absorb more energy from the fluctuations than another. That is, turbulent fluctuations can mediate exchanges of energy among species. The relevant diagnostic of the normalized turbulent heating rate of species  $s$  is

$$\begin{aligned} \mathcal{H}_s &= \int d^3\mathbf{R} \int d^3\mathbf{v} \frac{\tau_s h_s}{F_{Ms}} C(h_s) \\ &= \int d^3\mathbf{R} \tau_s \left[ \sum_{\ell=0}^{\mathcal{L}} \sum_{m=0}^{\mathcal{M}} -\nu(b + 2\ell + m) |H_{\ell,m}|^2 \right] + \nu(|\bar{u}_{\parallel}|^2 + |\bar{u}_{\perp}|^2 + 3|\bar{T}|^2). \end{aligned} \quad (\text{H6})$$

In physical units, this heating rate is  $\mathcal{H}_{\text{phys},s} = (\rho_*^2 v_{t,\text{ref}}/a) \mathcal{H}_s$ .

## REFERENCES

- ABEL, I. G., BARNES, M., COWLEY, S.C., DORLAND, W. & SCHEKOCHIHIN, A.A. 2008 Linearized model Fokker–Planck collision operators for gyrokinetic simulations. I. Theory. *Physics of Plasmas* **15** (12), 122509.
- ABEL, I. G., PLUNK, G. G., WANG, E., BARNES, M., COWLEY, S. C., DORLAND, W. & SCHEKOCHIHIN, A. A. 2013 Multiscale gyrokinetics for rotating tokamak plasmas: fluctuations, transport and energy flows. *Reports on Progress in Physics* **76** (11), 116201.
- ANDERSON, M. W. & O’NEIL, T. M. 2007 Eigenfunctions and eigenvalues of the Dougherty collision operator. *Physics of Plasmas* **14** (5), 052103.
- ANTONSEN, T. & LANE, B. 1980 Kinetic equations for low frequency instabilities in inhomogeneous plasmas. *Phys. Fluids* **23** (6), 1205.
- ARMSTRONG, T. P. 1967 Numerical studies of the nonlinear Vlasov equation. *The Physics of Fluids* **10** (6), 1269–1280.
- BARNES, M., ABEL, I. G., DORLAND, W., GÖRLER, T., HAMMETT, G. W. & JENKO, F. 2010 Direct multiscale coupling of a transport code to gyrokinetic turbulence codes. *Physics of Plasmas* **17** (5), 056109.
- BEER, M. A., COWLEY, S. C. & HAMMETT, G. W. 1995 Field–aligned coordinates for nonlinear simulations of tokamak turbulence. *Phys. Plasmas* **2**, 2687.
- BEER, M. A. & HAMMETT, G. W. 1996 Toroidal gyrofluid equations for simulations of tokamak turbulence. *Phys. Plasmas* **3**, 4046.
- BEER, M. A. & HAMMETT, G. W. 1998 The dynamics of small-scale turbulence-driven flows. In *Proc. of the Joint Varenna-Lausanne Int. Workshop on Theory of Fusion Plasmas*.
- BOYD, J. P. 2001 *Chebyshev and Fourier spectral methods*. Courier Corporation.
- BRIZARD, A. 1992 Nonlinear gyrofluid description of turbulent magnetized plasmas. *Phys. Fluids B* **4** (5), 1213.
- CANDY, J. & WALTZ, R. E. 2003 An Eulerian gyrokinetic–Maxwell solver. *Journal of Computational Physics* **186** (2), 545–581.
- CATTO, P.J & TSANG, K.T 1977 Linearized gyro-kinetic equation with collisions. *The Physics of Fluids* **20** (3), 396–401.
- CATTO, P. J. 1978 Linearized gyro-kinetics. *Plasma Physics* **20** (7), 719.
- CHEN, C. H. K., WICKS, R. T., HORBURY, T. S. & SCHEKOCHIHIN, A. A. 2010 Interpreting power anisotropy measurements in plasma turbulence. *The Astrophysical Journal Letters* **711** (2), L79.
- DENTON, R. & KOTSCHENREUTHER, M. 1995 The  $\delta f$  algorithm for a gyrokinetic particle code. *J. Comp. Phys.* **119**, 283.
- DIMITS, A. M., BATEMAN, G., BEER, M. A., COHEN, B. I., DORLAND, W., HAMMETT, G. W., KIM, C., KINSEY, J. E., KOTSCHENREUTHER, M., KRITZ, A. H., LAO, L. L., NEVINS, J. MANDREKASAND W. M., PARKER, S. E., REDD, A. J., SHUMAKER, D. E., SYDORA, R. & WEILAND, J. 2000 Comparisons and physics basis of tokamak transport models and turbulence simulations. *Phys. Plasmas* **7**, 969.
- DIMITS, A. M. & LEE, W. W. 1993 Partially linearized algorithms in gyrokinetic particle simulations. *J. Comput. Phys.* **107**, 309.
- DIMITS, A. M., WILLIAMS, T. J., BYERS, J. A. & COHEN, B. I. 1996 Scaling of ion-temperature-gradient-driven anomalous transport in tokamaks. *PRL* **77**, 71.
- DONG, J. Q., HORTON, W. & KIM, J. Y. 1992 Toroidal kinetic  $\eta_i$ -mode study in high-temperature plasmas. *Phys. Fluids B* **4**, 1867.
- DORLAND, W. & HAMMETT, G. W. 1993 Gyrofluid turbulence models with kinetic effects. *Phys. Fluids B* **5**, 812.
- DORLAND, W., JENKO, F., KOTSCHENREUTHER, M. & ROGERS, B. N. 2000 Electron temperature gradient turbulence. *PRL* **85**, 5579.
- DOUGHERTY, J. P. 1964 Model Fokker-Planck equation for a plasma and its solution. *The Physics of Fluids* **7** (11), 1788–1799.
- FRIEMAN, E. A. & CHEN, LIU 1982 Nonlinear gyrokinetic equations for low-frequency electromagnetic waves in general plasma equilibria. *Phys. Fluids* **25**, 502–508.
- GRAD, H. 1949 On the kinetic theory of rarefied gases. *Communications on pure and applied mathematics* **2** (4), 331–407.

- GRANDGIRARD, V., SARAZIN, Y., ANGELINO, P., BOTTINO, A., CROUSEILLES, N., DARMET, G., DIF-PRADALIER, G., GARBET, X., GHENDRIH, PH., JOLLIET, S., LATU, G., SONNENDRÜCKER, E. & VILLARD, L. 2007 Global full-f gyrokinetic simulations of plasma turbulence. *Plasma Physics and Controlled Fusion* **49** (12B), B173.
- GRANT, F. C. & FEIX, M. R. 1967 Fourier-Hermite solutions of the Vlasov equations in the linearized limit. *The Physics of Fluids* **10** (4), 696–702.
- HAMMETT, G. W., BEER, M. A., DORLAND, W., COWLEY, S. C. & SMITH, S. A. 1993 Developments in the gyrofluid approach to tokamak turbulence simulations. *Plasma Phys. Control. Fusion* **35**, 973.
- HAMMETT, G. W., DORLAND, W. & PERKINS, F. W. 1992 Fluid models of phase mixing, Landau damping, and nonlinear gyrokinetic dynamics. *Phys. Fluids B* **4** (7), 2052.
- HAMMETT, G. W. & PERKINS, F. W. 1990 Fluid models for Landau damping with application to the ion-temperature-gradient instability. *PRL* **64**, 3019–3022.
- HATCH, D. R., JENKO, F., BANÓN NAVARRO, A. & BRATANOV, V. 2013 Transition between saturation regimes of gyrokinetic turbulence. *Physical review letters* **111** (17), 175001.
- HIGHCOCK, EG, MANDELL, NR, BARNES, M & DORLAND, W 2016 Optimisation of confinement in a fusion reactor using a nonlinear turbulence model. *arXiv preprint arXiv:1608.08812* .
- HOWES, G. G., COWLEY, S. C., DORLAND, W., HAMMETT, G. W., QUATAERT, E. & SCHEKOCHIHIN, A. A. 2006 Astrophysical gyrokinetics: basic equations and linear theory. *The Astrophysical Journal* **651** (1), 590.
- HOWES, G. G., TENBARGE, J. M., DORLAND, W., QUATAERT, E., SCHEKOCHIHIN, A. A., NUMATA, R. & TATSUNO, T. 2011 Gyrokinetic simulations of solar wind turbulence from ion to electron scales. *Physical review letters* **107** (3), 035004.
- IDOMURA, Y., WAKATANI, M. & TOKUDA, S. 2000 Stability of  $e \times b$  zonal flow in electron temperature gradient driven turbulence. *Physics of Plasmas* **7** (9), 3551–3566.
- JENKO, F. & DORLAND, W. 2001 Nonlinear electromagnetic gyrokinetic simulations of tokamak plasmas. *PPCF* **43**, A141.
- JENKO, F., DORLAND, W., KOTSCHENREUTHER, M. & ROGERS, B. N. 2000 Electron temperature gradient turbulence. *Phys. Plasmas* **7**, 1904.
- JOLLIET, S., BOTTINO, A., ANGELINO, P., HATZKY, R., TRAN, T. M., MCMILLAN, B. F., SAUTER, O., APPERT, K., IDOMURA, Y. & VILLARD, L. 2007 A global collisionless PIC code in magnetic coordinates. *Computer Physics Communications* **177** (5), 409–425.
- KANEKAR, A. 2014 Phase mixing in turbulent magnetized plasmas. PhD thesis, University of Maryland.
- KANEKAR, A., SCHEKOCHIHIN, A. A., DORLAND, W. & LOUREIRO, N. F. 2015 Fluctuation-dissipation relations for a plasma-kinetic Langevin equation. *Journal of Plasma Physics* **81** (1).
- KAWAMORI, E. 2013 Experimental verification of entropy cascade in two-dimensional electrostatic turbulence in magnetized plasma. *Physical review letters* **110** (9), 095001.
- KOTSCHENREUTHER, M. 1990 Heat transport calculations due to  $\eta_i$  microturbulence by kinetic simulation using the low-noise  $\delta f$  algorithm. *Bull. Am. Phys. Soc.* **35**, 2035.
- KOTSCHENREUTHER, M., REWOLDT, G. & TANG, W. M. 1995 Comparison of initial value and eigenvalue codes for kinetic toroidal plasma instabilities. *Comp. Phys. Comm.* **88**, 128.
- KROMMES, J. A. & HU, G. 1993 General theory of Onsager symmetries for perturbations of equilibrium and nonequilibrium steady states. *Physics of Fluids B: Plasma Physics* **5** (11), 3908–3941.
- LANDREMAN, M. & ERNST, D. R. 2013 New velocity-space discretization for continuum kinetic calculations and Fokker–Planck collisions. *Journal of Computational Physics* **243**, 130–150.
- LEE, W. W. 1983 Gyrokinetic approach in particle simulation. *Phys. Fluids* **26** (2), 556.
- LENARD, A. & BERNSTEIN, I. B. 1958 *Physical Review* **112**, 1456.
- LIN, Z., HOLOD, I., CHEN, L., DIAMOND, P. H., HAHM, T. S. & ETHIER, S. 2007 Wave-particle decorrelation and transport of anisotropic turbulence in collisionless plasmas. *Phys. Rev. Lett.* **99**, 265003.
- LOUREIRO, N. F., DORLAND, W., FAZENDEIRO, L., KANEKAR, A., MALLET, A., VILELAS, M. S. & ZOCCO, A. 2016 Viriato: A Fourier–Hermite spectral code for strongly

- magnetized fluid–kinetic plasma dynamics. *Computer Physics Communications* **206**, 45–63.
- LOUREIRO, N. F., SCHEKOCHIHIN, A. A. & ZOCCO, A. 2013 Fast collisionless reconnection and electron heating in strongly magnetized plasmas. *Physical review letters* **111** (2), 025002.
- NEVINS, W. M., HAMMETT, G. W., DIMITS, A. M., DORLAND, W. & SHUMAKER, D. E. 2005 Discrete particle noise in particle–cell simulations of plasma microturbulence. *Physics of plasmas* **12** (12), 122305.
- NUMATA, R., HOWES, G. G., TATSUNO, T., BARNES, M. & DORLAND, W. 2010 AstroGK: Astrophysical gyrokinetics code. *Journal of Computational Physics* **229** (24), 9347–9372.
- NUMATA, R. & LOUREIRO, N. F. 2015 Ion and electron heating during magnetic reconnection in weakly collisional plasmas. *Journal of Plasma Physics* **81** (02), 305810201.
- ORSZAG, STEVEN A 1971 Numerical simulation of incompressible flows within simple boundaries. i. galerkin (spectral) representations. *Studies in applied mathematics* **50** (4), 293–327.
- PARKER, J. T. 2016 Gyrokinetic simulations of fusion plasmas using a spectral velocity space representation. PhD thesis, University of Oxford, (arXiv:1603.04727).
- PARKER, J. T. & DELLAR, P. J. 2015 Fourier–Hermite spectral representation for the Vlasov–Poisson system in the weakly collisional limit. *Journal of Plasma Physics* **81** (2).
- PARKER, J. T., HIGHCOCK, E. G., SCHEKOCHIHIN, A. A. & DELLAR, P. J. 2016 Suppression of phase mixing in drift-kinetic plasma turbulence. *Physics of Plasmas* **23** (7).
- PARKER, S. E. & LEE, W. W. 1992 A fully nonlinear characteristic method for gyrokinetic simulation. *Phys. Fluids B* **5**, 77.
- PARRA, F. I. & BARNES, M. 2015 Equivalence of two different approaches to global  $\delta f$  gyrokinetic simulations. *Plasma physics and controlled fusion* **57** (5), 054003.
- PLUNK, G. G., COWLEY, S. C., SCHEKOCHIHIN, A. A. & TATSUNO, T. 2010 Two–dimensional gyrokinetic turbulence. *Journal of Fluid Mechanics* **664**, 407–435.
- PLUNK, G. G. & PARKER, J. T. 2014 Irreversible energy flow in forced Vlasov dynamics. *The European Physical Journal D* **68** (10), 296.
- QUATAERT, E., DORLAND, W. & HAMMETT, G. W. 2002 The magnetorotational instability in a collisionless plasma. *The Astrophysical Journal* **577** (1), 524.
- ROGERS, B. N., DORLAND, W. & KOTSCHENREUTHER, M. 2000 The generation and stability of zonal flows in ion temperature gradient mode turbulence. *PRL* **85**, 5536.
- ROSENBLUTH, M. N. & HINTON, F. 1998 Poloidal flow driven by ion–temperature–gradient turbulence in tokamaks. *PRL* **80**, 724.
- SCHEKOCHIHIN, A. A., COWLEY, S. C., DORLAND, W., HAMMETT, G. W., HOWES, G. G., QUATAERT, E. & TATSUNO, T. 2009 Astrophysical gyrokinetics: kinetic and fluid turbulent cascades in magnetized weakly collisional plasmas. *The Astrophysical Journal Supplement Series* **182** (1), 310.
- SCHEKOCHIHIN, A. A., PARKER, J. T., HIGHCOCK, E. G., DELLAR, P. J., DORLAND, W. & HAMMETT, G. W. 2016 Phase mixing versus nonlinear advection in drift-kinetic plasma turbulence. *Journal of Plasma Physics* **82** (2).
- SCOTT, B. D. 2005 Free–energy conservation in local gyrofluid models. *Physics of Plasmas* **12** (10), 102307.
- SMITH, S. A. 1997 Dissipative closures for statistical moments, fluid moments, and subgrid scales in plasma turbulence. PhD thesis, Princeton University.
- SNYDER, P. B. & HAMMETT, G. W. 2001 Electromagnetic effects on plasma microturbulence and transport. *Physics of Plasmas* **8** (3), 744–749.
- TATSUNO, T., DORLAND, W., SCHEKOCHIHIN, A. A., PLUNK, G. G., BARNES, M., COWLEY, S. C. & HOWES, G. G. 2009 Nonlinear phase mixing and phase–space cascade of entropy in gyrokinetic plasma turbulence. *Physical review letters* **103** (1), 015003.
- WALTZ, R. E., KERBEL, G. D. & MILOVICH, J. 1994 Toroidal gyro-landau fluid model turbulence simulations in a nonlinear ballooning mode representation with radial modes. *Phys. of Plasmas* **1** (7), 2229.
- WATANABE, T.-H. & SUGAMA, H. 2004 Kinetic simulation of steady states of ion temperature gradient driven turbulence with weak collisionality. *Physics of Plasmas* **11** (4), 1476–1483.

- WATSON, G. N. 1938 A note on the polynomials of Hermite and Laguerre. *Journal of the London Mathematical Society* **1** (3), 204–209.
- ZOCCO, A. & SCHEKOCIHIN, A. A. 2011 Reduced fluid–kinetic equations for low–frequency dynamics, magnetic reconnection, and electron heating in low–beta plasmas. *Physics of Plasmas* **18** (10), 102309.