

Fast and exact search for the partition with minimal information loss

Shohei Hidaka¹, Masafumi Oizumi^{2,3},

1 Japan Advanced Institute of Science and Technology, Nomi-shi, Ishikawa, Japan

2 Araya Inc., Minato-ku, Tokyo, Japan

3 RIKEN Brain Science Institute, Wako-shi, Saitama, Japan

*shhidaka@jaist.ac.jp, oizumi@araya.org

Abstract

In analysis of multi-component complex systems, such as neural systems, identifying groups of units that share similar functionality will aid understanding of the underlying structures of the system. To find such a grouping, it is useful to evaluate to what extent the units of the system are separable. Separability or inseparability can be evaluated by quantifying how much information would be lost if the system were partitioned into subsystems, and the interactions between the subsystems were hypothetically removed. A system of two independent subsystems are completely separable without any loss of information while a system of strongly interacted subsystems cannot be separated without a large loss of information. Among all the possible partitions of a system, the partition that minimizes the loss of information, called the Minimum Information Partition (MIP), can be considered as the optimal partition for characterizing the underlying structures of the system. Although the MIP would reveal novel characteristics of the neural system, an exhaustive search for the MIP is numerically intractable due to the combinatorial explosion of possible partitions. Here, we propose a computationally efficient search to precisely identify the MIP among all possible partitions by exploiting the *submodularity* of the measure of information loss, when the measure of information loss is submodular. Submodularity is a mathematical property of set functions which is analogous to convexity in continuous functions. Mutual information is one such submodular information loss function, and is a natural choice for measuring the degree of statistical dependence between paired sets of random variables. By using mutual information as a loss function, we show that the search for MIP can be performed in a practical order of computational time for a reasonably large system ($N = 100 \sim 1000$). We also demonstrate that MIP search allows for the detection of underlying global structures in a network of nonlinear oscillators.

1 Introduction

The brain can be envisaged as a multi-component dynamical system, in which each of individual components interact with each other. One of the goals of system neuroscience is to identify a group of neural units (neurons, brain area, and so on) that share similar functionality [1–4].

Approaches to identify such functional groups can be classified as “external” or “internal”. In the external approach, responses to external stimuli are measured under

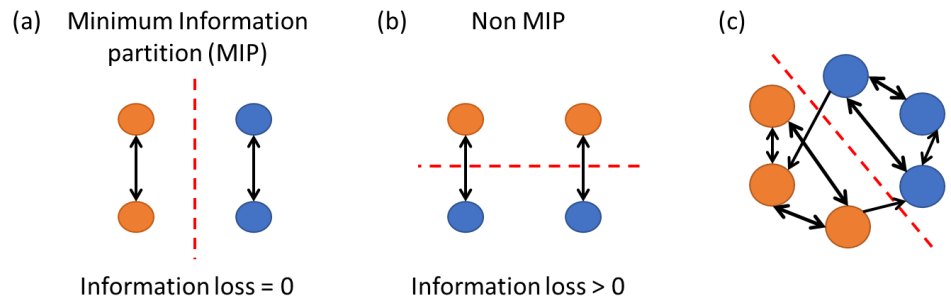


Fig 1. (a) Minimum information partition (MIP). (b) Another possible partition, which differs from the MIP. (c) MIP in a general network where there is no clear-cut partition.

the assumption that a group of neurons share similar functionality if their responses are similar. A vast majority of studies in neuroscience have indeed used the external approach, by associating the neural function with an external input to identify groups of neurons or brain areas with similar functionality [5].

On the other hand, the internal approach measures internal interactions between neural units under the assumption that neurons with similar functionality are connected with each other. The attempts to measure internal interactions have rapidly grown following recent advancements in simultaneous recording techniques [6–8]. It is undoubtedly important to elucidate how neurons or brain areas interact with each other in order to understand various brain computations.

In this study, we consider the problem of finding functional groups of neural units using the criterion of “minimal information loss”. Here, “information loss” refers to the amount of information loss caused by splitting a system into parts, which can be quantified by the mutual information between groups. For example, consider the system consisting of 4 neurons shown in Fig. 1(a). The two neurons on each of the left and right sides are connected with each other but do not connect with those on the opposite side. The natural inclination is to partition the system into left (orange) and right (blue) subsystems, as shown in Fig. 1(a). This critical partition can be identified by searching for the partition where information loss is minimal, i.e., mutual information between the two parts is minimal. In fact, if a system is partitioned with MIP as in the example system, information loss (mutual information between the subsystems) is 0 because there are no connections between the left (orange) and the right (blue) subsystems. If the system is partitioned in a different way than MIP, as shown in Fig. 1(b), information loss is non-zero because there are connections between the top (orange) and the bottom (blue) subsystems. This is not the optimal grouping of the system from the viewpoint of information loss.

The concept of the partition with minimal information loss originated from Integrated Information Theory (IIT) [9–11] and the partition with minimal information loss is called “Minimum Information Partition (MIP)”. In IIT, information loss is quantified by integrated information [9–11], which is different from the mutual information we use in this study. Although the measure of information loss is different, we use the same technical term “MIP” in this study as well because the underlying concept is the same.

Although the theoretical idea of MIP is attractive to the fields of neuroscience as well as to network science in general, it has been difficult to apply it to the analysis of large systems. In a general case in which there is no obvious clear-cut partition (Fig. 1(c)), an exhaustive search for the MIP would take an exceptionally large

computational time which increases exponentially with the number of units. This computational difficulty has hindered the use of MIP-based characterization of a system.

In this study, we show that the computational cost of searching for the MIP can be reduced to the polynomial order of the system size by exploiting the submodularity of mutual information. We utilize one of the submodular optimization, the Queyranne’s algorithm [12], and show that the exponentially large computational time is drastically reduced to $O(N^3)$, where N is the number of units, when we only consider bi-partitions. We also extend the framework of the Queyranne’s algorithm to general k -partition and show that the computational cost is reduced to $O(N^{3(k-1)})$. The algorithm proposed in this study is an exact search for the MIP, unlike previous studies which found only the approximate MIP [13, 14]. This algorithm makes it feasible to find MIP-based functional groups in real neural data such as multi-unit recordings, EEG, ECoG, etc., which typically consist of ~ 100 channels.

The paper is organized as follows. In the Section 2, we formulate the search for the MIP, and show that mutual information is one of the submodular functions, and that we can treat it as a measure of information loss for a bi-partition. In Section 3, we report on numerical case studies which demonstrate the computational time of this MIP search for analysis of a system-wise correlation and also demonstrate its use for analysis of a nonlinear system. In Section 4, we discuss the potential use of the submodular search for other measures which are not exactly submodular.

2 Methods

2.1 Submodular function

For a ground set $\mathcal{X} = \{x_1, \dots, x_N\}$ of N elements and any pair of subsets $X, Y \in 2^{\mathcal{X}}$, if a set function $f : 2^{\mathcal{X}} \mapsto \mathbb{R}$ holds the inequality

$$f(X) + f(Y) \geq f(X \cup Y) + f(X \cap Y), \tag{1}$$

we call it submodular (See [15] for a review of submodularity). Equivalently, for $X \subseteq Y \subseteq Z$ and $z \in Z \setminus Y$, a submodular set function f holds

$$f(X \cup z) - f(X) \geq f(Y \cup z) - f(Y). \tag{2}$$

If $-f(X)$ is submodular, we call it supermodular.

Submodularity in discrete functions can be considered as an analogue of convexity in continuous functions. Intuitively, Eq. (1) means that in some sense the sum of two components scores higher than the whole. Eq. (2) means when something new is added to a smaller set, it has a larger increase in the function than adding it to a larger set. Also, the reader will be able to have the intuitive idea behind these inequalities by considering the special case, when the equality holds for *modular* function, that is both submodular and supermodular. For example, the cardinality of a set $f(X) = |X|$ is modular, and holds equality for both Eqs. (1) and (2).

It is easy to find the equivalence between the inequality Eq. (1) and Eq. (2): Apply Eq. (1) to $X' = X \cup z$ and Y such that $X \subseteq Y \subseteq Z$ and $z \in Z \setminus Y$, and we have (2). For converse, assume $X \subseteq Y \subseteq Z$ and $z \in Z \setminus Y$, and apply Eq. (2) to a series of paired sets, $X_0 := X$ and $Y_0 := Y$, and $X_i := X_{i-1} \cup z_i$ and $Y_i := Y_{i-1} \cup z_i$ for every $0 < i \leq |Z \setminus Y|$ and $z_1, z_2, \dots \in Z \setminus Y$. Then, we have Eq. (1) by summing up these series of inequalities.

It has been shown that the minimization of submodular functions can be solved in polynomial order of computational time, circumventing the combinatorial explosion.

In this study, we utilize submodular optimization to find the partition with minimal information loss (Minimum Information Partition (MIP)).

2.2 Minimum Information Partition (MIP)

We analyze a system with $N \in \mathbb{N}$ distinct components. Assume that each of the N components is a random variable, and denote the random variable of the i^{th} components by x_i for $1 \leq i \leq N$. Denote the set of indices $\mathcal{N} := \{1, 2, \dots, N\}$ and the set of the N variables by $V = \{x_1, \dots, x_N\}$. For the sake of simplicity, we consider bipartition of the whole system V for the explanatory purpose. We will deal with a general k -partition in Section 2.5. V is divided into two parts M and \overline{M} where M is a non-empty subset of the whole system V , $M \subset V$ and \overline{M} is the complement of M , i.e., $\overline{M} = V \setminus M$. Note that bipartition $(V \setminus M, M)$ of a fixed set V is uniquely determined by specifying only one part, M , because the other part is determined as the complement of M . Minimum Information Partition (MIP), M_{MIP} , is defined as the subset that minimizes the information loss caused by partition, indicated by a non-empty subset $M \subset V$,

$$M_{\text{MIP}}(V) := \arg \min_{M \subset V, M \neq \emptyset} f(M), \tag{3}$$

where $f(M)$ is the information loss caused by a bipartition specified by the subset M . More precisely, ‘‘MIP’’ defined in Eq. 3 should be called ‘‘Minimum Information Bipartition (MIB)’’ because only bi-partition is taken into consideration. However, as we will show in Section 2.5, the proposed method is not restricted only to a bi-partition and can be extended to a general k -partition. To simplify terminology, we only use the term ‘‘MIP’’ through out the paper even when only bi-partition is considered.

The number of possible bi-partitions for the system size N is $2^{N-1} - 1$, which grows exponentially as a function of the system size N . Thus, for even a modestly large number N of variables ($N \sim 40$), exhaustively searching all bi-partitions is computationally intractable.

2.3 Information loss function

In this study, we use the mutual information between the two parts M and \overline{M} as an information loss function,

$$f(M) := I(M; \overline{M}), \tag{4}$$

$$= H(M) + H(\overline{M}) - H(M, \overline{M}), \tag{5}$$

where $H(X)$ is the Shannon entropy [16, 17] of a random variable X ,

$$H(X) := - \sum_{x \in X} P(x) \log P(x).$$

As we will show in the next section, the mutual information is a submodular function. The mutual information (Eq. 5) is expressed as the KL-divergence between $P(V)$ and the partitioned probability distribution $Q(V) = P(M)P(\overline{M})$ where the two parts M and \overline{M} are forced to be independent,

$$I(M; \overline{M}) = D_{KL}(P(V) || P(M)P(\overline{M})). \tag{6}$$

The Kullback-Leibler divergence measures the difference between the probability distributions and can be interpreted as the information loss when $Q(V)$ is used to approximate $P(V)$ [18]. Thus, the mutual information between M and \overline{M} (Eq. 6) can be interpreted as information loss when the probability distribution $P(V)$ is approximated with $Q(V)$ under the assumption that M and \overline{M} are independent [11].

2.4 Submodularity of the loss functions

We will show that the mutual information (Eq. 5) is submodular. To do so, we use the submodularity of entropy. The entropy $H(X)$ is submodular because for $X \subset Y \subset Z$ and $z \in Z \setminus Y$,

$$\begin{aligned} H(X \cup \{z\}) - H(Y \cup \{z\}) &= -H(Y \setminus X \mid X \cup \{z\}) \\ &\geq -H(Y \setminus X \mid X) \\ &= -H(Y) + H(X), \end{aligned}$$

which satisfies the condition of submodularity (Eq. 2).

By straightforward calculation, we can find that the following identity holds for the loss function $f(M) = I(M; \overline{M})$.

$$\begin{aligned} f(A \cup B) + f(A \cap B) - f(A) - f(B) &= H(A \cup B) + H(A \cap B) - H(A) - H(B) \\ &\quad + H(\overline{A} \cup \overline{B}) + H(\overline{A} \cap \overline{B}) - H(\overline{A}) - H(\overline{B}). \end{aligned} \quad (7)$$

Thus, from the submodularity of the entropy, the following inequality holds,

$$f(A \cup B) + f(A \cap B) - f(A) - f(B) \leq 0, \quad (8)$$

which shows that $f(M) = I(M; \overline{M})$ is submodular.

2.5 MIP search algorithm

A submodular system (V, f) is said to be symmetric if $f(M) = f(V \setminus M)$ for any subset $M \subseteq V$. It is easy to see that the mutual information is a symmetric submodular function from Eq. 5. When a submodular function is symmetric, the minimization of submodular function can be solved more efficiently. Applying Queyranne's algorithm [12], we can precisely identify the bi-partition with the minimum information loss in computational time $O(N^3)$. See also Supporting Information 1 for more detail of the Queyranne's algorithm.

We can extend the Queyranne's algorithm for bi-partition to the exact search for a general k -partition with minimal information loss although it is more computationally costly. In what follows, we specifically explain 3-partition case for simplicity, but the argument is applicable to any k -partition in a form of mathematical induction. See also Supporting Information 2 for more detail of the extension of the bi-partition algorithm.

3 Numerical Studies

To demonstrate this search for the bi-partition with the minimal loss of information, we report here several case studies with artificial datasets. Throughout these case studies, we assume that the data is distributed normally. Under this assumption, we obtain the simple closed form

$$f(M) = I(M; \overline{M}) = \log_2 |\Sigma_M| + \log_2 |\Sigma_{\overline{M}}| - \log_2 |\Sigma_X|, \text{ no} \quad (9)$$

where Σ_X is the covariance matrix of the data, $\Sigma_M, \Sigma_{\overline{M}}$ is the covariance matrix of the variables in the subsets M and \overline{M} , and $|\Sigma|$ denotes the determinant of the matrix Σ . The computation of $|\Sigma_X|$ can be omitted because $|\Sigma_X|$ is constant across every step in the search and has no effect on the minimization of $I(M; \overline{M})$.

3.1 Study 1: Computational time

In the first case study, we compare the practical computational time of the submodular search with that of the exhaustive search. We artificially generated a dataset consisting of 10,000 points normally distributed over N dimensional space for $N = 2, 3, \dots, 400$. Each dimension is treated as an element in the set. The exhaustive search is performed up to $N = 16$, but could not run in a reasonable time for the dataset with $N = 17$ or larger due to limitations of the computational resource. Up to $N = 16$, we confirmed that the submodular search found the correct MIPs indicated by the exhaustive search.

Figure 2 (a) shows the semi-logarithm plot of the computation time of the two searches. The empirical computation time of the exhaustive search was closely along the line, $\log_2 T = 0.891N - 12.304$. This indicated that the exhaustive search took an exponentially large computational time $\approx O(2^N)$, which fits with the number of possible bi-partitions. Figure 2 (b) shows exactly the same results as the double-logarithm plot. In this plot, the computational time of the Queyranne's search was closely along the line $\log_2 T = 3.210 \log_2 N - 18.722$, which indicated that the Queyranne's search took cubic time $\approx O(N^3)$, as expected from the theory. With $N = 1000$, the Queyranne's search takes 9738 seconds of running time. The computational advantage of the Queyranne's search over the exhaustive search is obviously substantial. For example, even with a modest number of elements, say $N = 40$, the computational time of the exhaustive search is estimated to be $1.07 \times 10^7 \text{sec} \approx 123 \text{days}$ while that of the Queyranne's search is only 1sec.

3.2 Study 2: Toy example

As a demonstration of MIP search, we consider a set of 40 random variables with the correlation matrix shown in Figure 3. There are two subsets, variables 1, 2, ..., 20, and 21, 22, ..., 40, within each subset with positive correlations, while any other pairs of variables across the two subsets shows nearly zero correlation. This simulated dataset is supposed to capture the situation visualized in Figure 1(a) and (b). If the MIP search is successful, it would find the bipartition shown in Figure (a), in which each partitioned subset is either $\{1, 2\}$ or $\{3, 4\}$.

The simulated correlation matrix is constructed as follows: We first generate two matrices $X_1, X_2 \in \mathbb{R}^{1000 \times 20}$ in which each of their elements is a normally distributed random value. For $i = 1, 2$, let $U_i S_i V_i^T = X_i$ be the singular value decomposition of the matrix X_i , and construct another matrix $Y_i := U_i S_i (\lambda \mathbf{1}_{20,20} + (1 - \lambda) \epsilon_{20,20})$, where $\lambda = 0.1$, $\mathbf{1}_{k,k}$ is a $k \times k$ matrix with all element being 1, and $\epsilon_{k,k}$ is a $k \times k$ matrix with each element being a normally distributed random value. The forty dimensional dataset analyzed is constructed by concatenating the $Y = (Y_1, Y_2) \in \mathbb{R}^{1000 \times 40}$, each of which is constructed in this way. By applying the MIP search, the system is partitioned into the pair of Variables 1, 2, ..., 20, and the rest, as expected (the red line in Figure 3 indicates the found MIP for the dataset).

3.3 Study 3: Nonlinear dynamical systems

In Study 3, we demonstrate how MIP changes depending on underlying network structures. For this purpose, we chose a nonlinear dynamical system in which multiple nonlinear components are chained on a line. Specifically, we construct a series of variants of the Coupled Map Lattice (CML) [19]. Kaneko [19] analyzed the CML in which each component is a logistic map and interacts with the one or two other nearest components on a line, and showed the emergence of multiple types of dynamics in the CML. In this model, each component is treated as a nonlinear

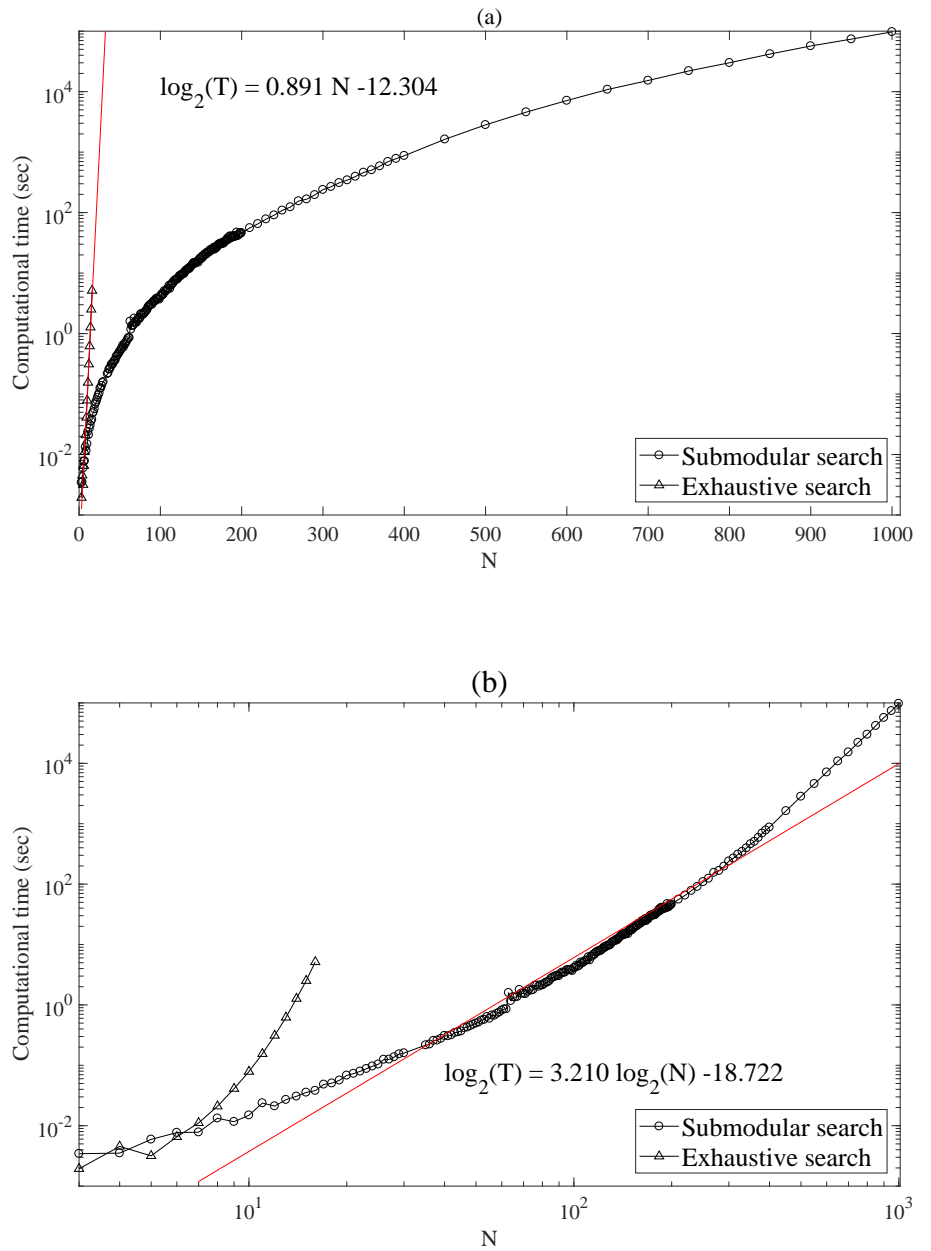


Fig 2. (a) The semi-logarithm plot and (b) log-log plot of the computation time for the two searches.

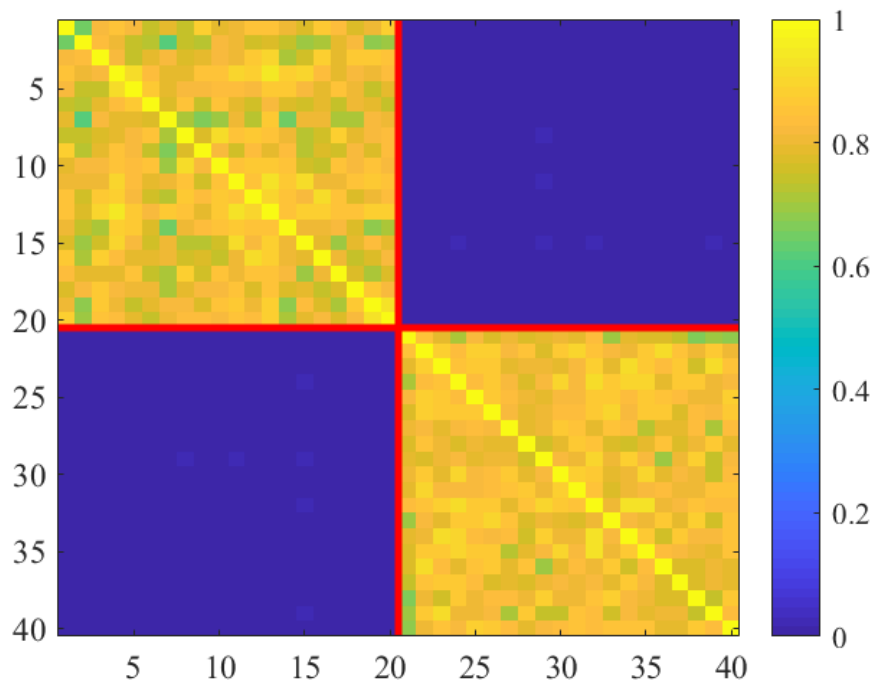


Fig 3. A correlation matrix which reflects two subsets of variables $\{1, 2, \dots, 20\}$ and $\{21, 22, \dots, 40\}$.

oscillator, and the degree of interaction between other oscillators can be manipulated parametrically. By manipulating the degree of interaction, we can continuously change the global structure of the CMLs from one coherent chain to two separable chains. We apply the MIP search for the CMLs with different interaction parameters, and test whether the MIP captures this underlying global structure of the network.

Specifically, the CML is defined as follows. Let us write the logistic map with a parameter a by $f_a(x) := 1 - ax^2$. Let $x_{i,t} \in [0, 1]$ be a real number indicating the i^{th} variable at t^{th} time step for $i = 1, 2, \dots, N, t = 0, 1, \dots, T$. For each $i = 1, \dots, N$, the initial state of the variable $x_{i,0}$ is set to a random number drawn from the uniform distribution on $[0, 1]$. For $t > 0$, we set the variables with the lateral connection parameter $\epsilon \in [0, 1]$ by

$$\begin{aligned} x_{1,t} &= (1 - \epsilon)f_a(x_{i,t-1}) + \epsilon f_a(x_{i+1,t-1}), \\ x_{N,t} &= (1 - \epsilon)f_a(x_{i,t-1}) + \epsilon f_a(x_{i-1,t-1}), \\ x_{i,t} &= (1 - \epsilon)f_a(x_{i,t-1}) + \frac{\epsilon}{2}(f_a(x_{i-1,t-1}) + f_a(x_{i+1,t-1})) \text{ for } 1 < i < N. \end{aligned}$$

According to the previous study [19], the defect turbulence pattern in the spatio-temporal evolution in $(x)_{i,t}$ is observed with the parameter $a = 1.8950$ and $\epsilon = 0.1$. In this study, we additionally introduce the “connection” parameter between the variables $i = 20, 21$ among $N = 30$ variables (Figure 4(a)). Namely, with the

connection parameter δ , we redefine variables 19, 20, 21 and 22 by

$$\begin{aligned} x_{19,t} &:= (1 - \epsilon)f_a(x_{19,t-1}) + \frac{\epsilon}{2}f_a(x_{18,t-1}) + (1 - \delta)\epsilon f_a(x_{20,t-1}) \\ x_{20,t} &:= (1 - \epsilon)f_a(x_{20,t-1}) + \frac{\epsilon}{2}f_a(x_{19,t-1}) + \delta\epsilon f_a(x_{21,t-1}) \\ x_{21,t} &:= (1 - \epsilon)f_a(x_{21,t-1}) + \frac{\epsilon}{2}f_a(x_{22,t-1}) + \delta\epsilon f_a(x_{20,t-1}) \\ x_{22,t} &:= (1 - \epsilon)f_a(x_{22,t-1}) + \frac{\epsilon}{2}f_a(x_{23,t-1}) + (1 - \delta)\epsilon f_a(x_{21,t-1}). \end{aligned}$$

With the connection parameter $\delta = 1/2$, this model is identical to the original CML above, and with $\delta = 0$, it is equivalent to the two independent CMLs of (x_1, \dots, x_{20}) and (x_{21}, \dots, x_{30}) , as it has no interaction between variable 20 and 21.

Given a sufficiently small connection parameter $0 \leq \delta < 1/2$, we expect that the MIP would separate the system into the subsets $\{1, 2, \dots, 20\}$ and $\{21, 22, \dots, 30\}$ because the degree of the interaction between units 20 and 21 is the smallest. On the other hand, if the system is fully connected, which happens when $\delta = 1/2$, we expect that the MIP would separate the system into the subsets $\{1, 2, \dots, 15\}$ and $\{16, 17, \dots, 30\}$ (in the middle of 30 units), due to the symmetry of connectivity on the line. The correlation matrices for different connection parameters δ from 0 to 1/2 are shown in Figure 4. In each matrix of 4 (b), (c) and (d), the crossed white lines show the expected separation between variables 20 and 21 at which the parameter δ is manipulated. We found the block-wise correlation patterns in the matrix with $\delta = 0$, as expected (a typically found partition is depicted in the black dotted line in Figure 4 (b), (c) and (d)); similar but less clear patterns with $\delta = 0.25$; and no clear block-wise patterns with $\delta = 1/2$.

To summarize, this case study confirmed our theoretical expectation that the MIP captures the block-wise informational components; namely that the partition probability is a decreasing function of the connection parameter δ (Figure 5). This means that the MIP search detects the weakest underlying connection between 20 and 21, and successfully separates it into the two subsets, if the connections between 20 and 21 are weak.

4 Discussion

In this paper, we proposed a fast and exact algorithm which finds the weakest link of a network at which the network can be partitioned with the minimal information loss (MIP). Since searching for the MIP has the problem of combinatorial explosion, we employed Queyranne’s algorithm for a submodular function. We first showed that the mutual information is a symmetric submodular function. Then, we used it as an information loss function to which Queyranne’s algorithm can be applied. Our numerical case studies demonstrate the utility of the MIP search for a set of locally interacting nonlinear oscillators. This demonstration opens the general use of the MIP search for system neuroscience as well as other fields.

The proposed method can be utilized in Integrated Information Theory (IIT). In IIT, information loss is quantified by integrated information. To date, there are several variants of integrated information [9–11, 13, 20–23]. The mutual information was used as a measure of integrated information in the earliest version of IIT [9], but different measures which take account of dynamical aspects of a network were proposed in the later versions [10, 20]. To apply the proposed method, we first need to assess whether the other measures of integrated information are submodular or not. Even when the measures are not strictly submodular, the proposed algorithm may provide a good approximation of the MIP. An important future work is to assess the

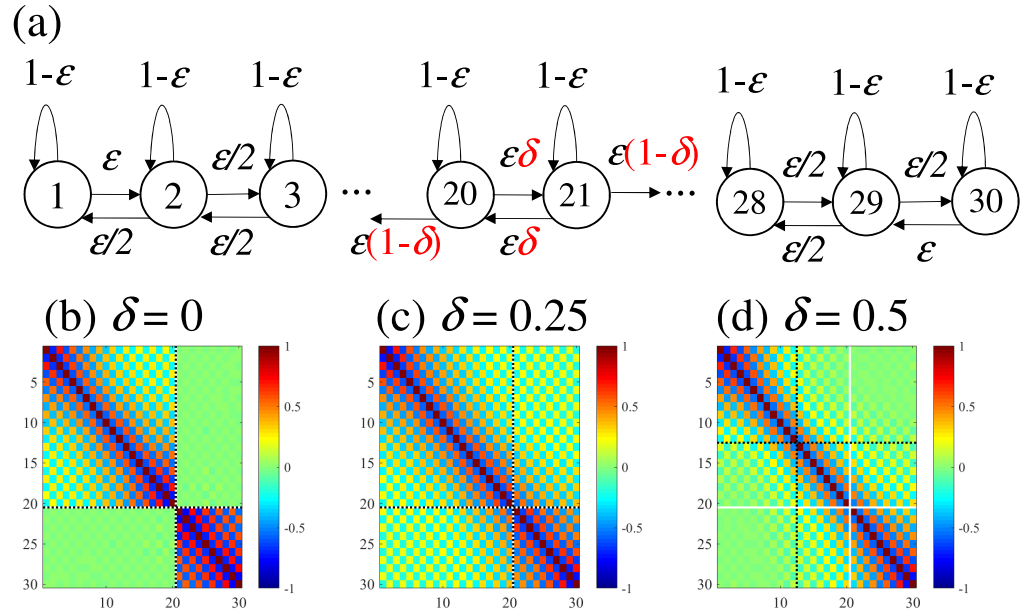


Fig 4. (a) The Coupled Map Lattice model with connection parameter δ indicating the connectivity between variables 20 and 21. The correlation matrices with (b) $\delta = 0$ (disconnected), (c) $\delta = 0.25$ (half-connected), and (d) $\delta = 0.5$ (fully connected). The white crossing lines show the expected partition as the ground truth at which the parameter δ is manipulated, and the black dotted crossing lines show the MIP typically found for each particular parameter.

submodularity of the measures of integrated information, and also the goodness of the proposed algorithm as an approximation.

Supporting information: Queyranne’s algorithm

In this appendix, we briefly describe Queyranne’s algorithm [12]. Suppose we have a submodular system (V, g) where V is a given set of elements and g is a submodular function defined for the power set of V . Let $f(U) := g(U) + g(V \setminus U)$ for every subset $U \subseteq V$ be a symmetric function constructed with the submodular function g . Queyranne’s algorithm is used to search the subset U which minimizes the symmetric submodular function $f(U)$. For example, in this study, we consider the case that $f(U) = 2I(U; V \setminus U)$, identified up to a constant multiplier, and $g(U) = I(U; V \setminus U)$ are both mutual information (Eq. 5).

In the algorithm proposed in [12], the key observation is that a special ordered pair (t, u) , called a pendent pair, can be identified for an arbitrary subset $U \subseteq V$ in $O(N^2)$ time. Identification of a pendent pair (t, u) of the set V reduces the search space because for the desired subset U minimizing $f(U)$, either case (1) $U = \{u\}$ or (2) $U \supseteq \{t, u\}$ holds. Thus, by keeping case (1) as a candidate for the minimal partition, we can further refine case (2), in which we define a new ground set V' where the elements $\{t, u\}$ are treated as an inseparable unit element u' . By using the new merged element u' , V' is defined as

$$V' := \{V \setminus \{t, u\}\} \cup \{u'\}.$$

After this procedure is applied once, the effective number of elements is reduced to $N - 1$. By applying this procedure recursively to search the set V' with $N - 1$

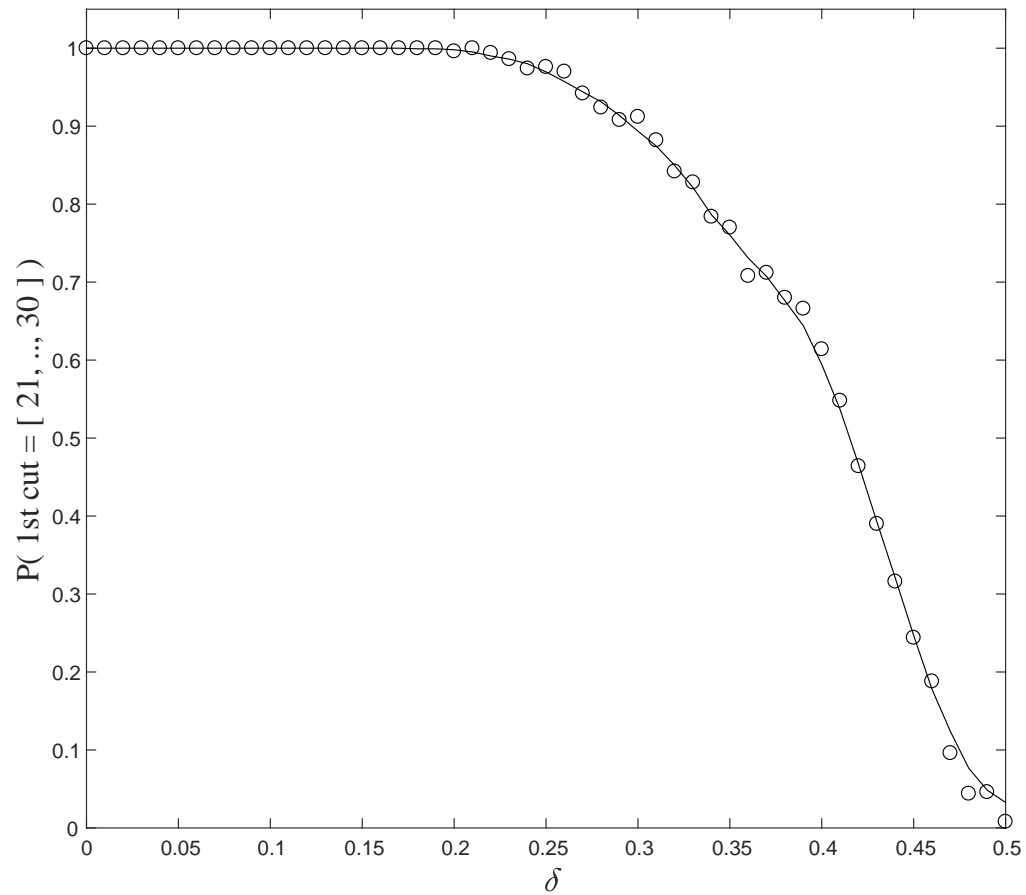


Fig 5. The probability of the subset with the smaller number of elements in the MIP is $\{21, 22, \dots, 30\}$ is plotted as a function of the connection parameter $\delta \in [0, 1/2]$. Each circle shows the sample probability of 500 independent simulations, and the solid line shows the moving average of the probability.

elements, we would obtain another candidate for the minimal partition and a candidate set V'' with $N - 2$ elements for further search. Thus, by finding the pendent pair for the given set V at each step recursively, we obtain $N - 1$ candidates for the minimal partition, and then find the minimal one from among them. In summary, this recursive computation takes $O(N^3)$ time because it requires the construction of a series of pendent pairs in $O(N^2)$, and $N - 1$ pendent pairs are needed to construct for minimization.

Next we illustrate the construction of a pendant pair. An ordered pair (t, u) of elements of V is called a pendent pair for (V, g) , if $f(u)$ takes the minimum in all subsets of V which separate t from u , or equivalently

$$f(u) = \min\{f(U) \mid U \subset V, t \notin U \text{ and } u \in U\}.$$

There is at least one pendent pair for any symmetric submodular function. Further, a pendent pair can be constructed specifically for an element $x \in V$ as follows. For an element $x \in V$, let us write $v_1 := x$, $W_0 = \emptyset$, and $W_1 = \{v_1\}$. For $i > 1$,

$$v_i := \arg \min_{u \in V \setminus W_{i-1}} g(W_{i-1} \cup \{u\}) - g(\{u\}),$$

and $W_i := W_{i-1} \cup \{v_i\}$. For a set V of the size $N = |V|$, the (v_{N-1}, v_N) is a pendent pair. This construction of a pendent pair needs $O(N^2)$ times of evaluation of the function f . Importantly, for all $y \in V \setminus W_i$ and all $x \subseteq W_{i-1}$ in the series $(W_i)_{i=1}^N$ constructed by the procedure above for the submodular system (V, f) , the following inequality holds

$$g(W_i) + g(y) \leq g(W_i \setminus X) + g(X + y).$$

See [12] for the proof of this inequality. By putting $i = N - 1$ in the inequality, we can see that the partition $(v_N, V \setminus \{v_N\})$ gives the minimum among all subsets separating v_N from v_{N-1} .

By definition of the pendent pair, one of the following two cases, case 1 or 2, holds for a given pendent pair (t, u) .

1. The set $\{u\}$ is a solution of the minimization problem.
2. Some set $U \supseteq \{t, u\}$ is a solution of the minimization problem.

In the first case, the algorithm reports it. In the second case, the algorithm constructs another submodular system (V', f) , in which a new element is defined by merging the pendent pair $u' = \{t, u\}$ and $V' = V \setminus \{t, u\} \cup u'$. The new system (V', f) with the merged pair is also submodular, and thus the same argument for the pendent pair can apply recursively.

Supporting information 2: Extension to k -partition algorithm

The Queyranne's algorithm works on minimization of $g(U) = f(U) + f(V \setminus U)$ with respect to non-empty set $U \subset V$ or $g((U, V \setminus U)) = f(U) + f(V \setminus U)$ over bi-partition $(U, V \setminus U)$ with an arbitrary submodular set function f . Here we show a recursive method extending this symmetric submodular search over a set of bi-partitions to that of 3-partitions. The following argument will be easily extended to that of k -partition.

First let us denote the set of k -partitions of a given set V by

$$P_{k,V} := \left\{ (M_0, M_1, \dots, M_{k-1}) \mid \bigcup_i M_i = V, M_i \cap M_j = \emptyset \text{ for any } i \neq j \text{ and, } M_i \neq \emptyset \text{ for every } i \right\}$$

For a submodular system (V, f) of a given underlying set V and a submodular set function $f : 2^V \mapsto \mathbb{R}$, we consider minimization of function $g : P_{3,V} \mapsto \mathbb{R}$ of the form

$$g((M_0, M_1, M_2)) = \sum_{i=0}^2 f(M_i) + c, \tag{10}$$

where $c \in \mathbb{R}$ is a constant. This is an extension of the bi-partition function $g((U, V \setminus U)) = f(U) + f(V \setminus U)$ to 3-partition function. In this section, we provide an algorithm to minimize this k -partition function by employing Queyranne’s algorithm.

By defining $f(M) := H(M)$ for $M \subseteq V$, (V, f) is a submodular system, and the information loss function is written with a constant $c = -f(V)$ by

$$g((M_0, M_1, M_2)) = \sum_{i=0}^2 f(M_i) - f(V).$$

For the special case $k = 2$, $g((M_0, M_1)) = I(M_0; M_1)$, this is identical to the minimal loss of information introduced in this study.

Our argument below does not depend on any specific form of a particular submodular function f , as long as the objective function takes the form in (10). The basic idea is to reduce the original objective function $g : P_{3,V} \mapsto \mathbb{R}$ to a set function $g_{3,V} : 2^V \mapsto \mathbb{R}$ by recursively defining $g_{2,U}$ for the remaining two subsets in a given bi-partition. As our goal is to minimize $g_{3,V}$, such reduction can be written specifically for non-empty $U \subset V$ by

$$g_{3,V}(U) := f_V(U) + h_{2,V}(U), \tag{11}$$

where for any $\emptyset \subset U_1 \subset U_2$, $f_{U_2}(U_1) := f(U_1) + f(U_2 \setminus U_1) - f(U_2)$ and $h_{1,U_2}(U_1) := 0$ and

$$h_{2,U_2}(U_1) := \begin{cases} \min \begin{cases} \min_{\emptyset \subset U' \subset U_2 \setminus U_1} g_{2,U_2 \setminus U_1}(U') & (\min(|U_1|, |U_2 \setminus U_1|) > 1) \\ \min_{\emptyset \subset U' \subset U_1} g_{2,U_1}(U') \end{cases} \\ \min_{\emptyset \subset U' \subset U_2 \setminus U_1} g_{2,U_2 \setminus U_1}(U') & (|U_1| = 1) \\ \min_{\emptyset \subset U' \subset U_1} g_{2,U}(U') & (|U_2 \setminus U_1| = 1) \end{cases}. \tag{12}$$

This function (11) can be interpreted as recursive bi-partitioning across multiple stages: The first partition $(U, V \setminus U)$ of the set V is made on f_V , and the second partition (U', \bar{U}') of either U or $V \setminus U$ on h_{k-1} , and so forth. For $|U| = 1$ or $|V \setminus U| = 1$, there is only one set for which the second partition can be made, otherwise smaller one of either $f_U(M_0)$ or $f_{V \setminus U}(M_0)$ has the solution. For $k = 2$, $g_{2,V}(U) = f_V(U)$, and minimization of $f_V(U)$ over the set of bi-partitions of V can be computed by the Queyranne’s algorithm.

If this function $g_{3,V}$ is symmetric and submodular, we can apply the Queyranne’s algorithm to this function at every recursive step above. Then, the minimum of $g_{3,V}(\hat{U})$ is identical to $g((\hat{U}, M_0, M_1))$ with the 3-partition is $(\hat{U}, \hat{M}_0, \hat{M}_1)$ such that

$$\hat{U} = \arg \min_{\emptyset \subset U \subset V} g_{3,V}(U) \text{ and } (\hat{M}_0, \hat{M}_1) = \arg \min_{(M_0, M_1) \in P_{2, V \setminus \hat{U}}} h_2(M_0, M_1)$$

or $(V \setminus \hat{U}, \hat{M}_0, \hat{M}_1)$ such that

$$\hat{U} = \arg \min_{\emptyset \subset U \subset V} g_{3,V}(U) \text{ and } (\hat{M}_0, \hat{M}_1) = \arg \min_{(M_0, M_1) \in P_{2, \hat{U}}} h_2(M_0, M_1).$$

As $g_{k,V}$ is obviously symmetric by definition, our main question now is whether it is submodular. The lemma following states that it is submodular.

Lemma 1. *For a given submodular system (V, f) , the function $g_{3,V} : 2^V \mapsto \mathbb{R}$ is submodular, if f is monotone increasing.*

The proof of Lemma 1 is given in [24].

Acknowledgments

We thank Ryota Kanai for his comments and discussions on earlier versions of this manuscript. This work was partially supported by CREST, Japan Science and Technology Agency, and by the JSPS KAKENHI Grant-in-Aid for Scientific Research on Innovative Areas JP 16H01609 and for Scientific Research B (Generative Research Fields) JP 15KT0013.

References

1. Humphries MD. Spike-train communities: finding groups of similar spike trains. *Journal of Neuroscience*. 2011;31(6):2321–2336.
2. Lopes-dos Santos V, Ribeiro S, Tort ABL. Detecting cell assemblies in large neuronal populations. *Journal of Neuroscience Methods*. 2013;220(2):149–166. doi:10.1016/j.jneumeth.2013.04.010.
3. Carrillo-Reid L, Yang W, Bando Y, Peterka DS, Yuste R. Imprinting and recalling cortical ensembles. *Science*. 2016;353(6300):691–694.
4. Romano SA, Pérez-Schuster V, Jouary A, Boulanger-Weill J, Candéo A, Pietri T, et al. An integrated calcium imaging processing toolbox for the analysis of neuronal population dynamics. *PLOS Computational Biology*. 2017;13(6):e1005526.
5. Hubel DH, Wiesel TN. Receptive fields, binocular interaction and functional architecture in the cat's visual cortex. *The Journal of Physiology*. 1962;160(1):106–154. doi:10.1113/jphysiol.1962.sp006837.
6. Harris KD, Csicsvari J, Hirase H, Dragoi G, Buzsáki G. Organization of cell assemblies in the hippocampus. *Nature*. 2003;424(6948):552–556.
7. Schneidman E, Berry MJ, Segev R, Bialek W. Weak pairwise correlations imply strongly correlated network states in a neural population. *Nature*. 2006;440(7087):1007–1012.
8. Stevenson IH, Kording KP. How advances in neural recording affect data analysis. *Nature neuroscience*. 2011;14(2):139–142.
9. Tononi G. An information integration theory of consciousness. *BMC Neurosci*. 2004;5:42. doi:10.1186/1471-2202-5-42.
10. Balduzzi D, Tononi G. Integrated information in discrete dynamical systems: motivation and theoretical framework. *PLoS Comput Biol*. 2008;4(6):e1000091. doi:10.1371/journal.pcbi.1000091.
11. Oizumi M, Tsuchiya N, Amari Si. Unified framework for information integration based on information geometry. *Proceedings of the National Academy of Sciences*. 2016;113(51):14817–14822.

12. Queyranne M. Minimizing symmetric submodular functions. *Mathematical Programming*. 1998;82(1-2):3–12.
13. Tegmark M. Improved measures of integrated information. *PLoS Computational Biology*. 2016;12(11):e1005123.
14. Toker D, Sommer F. Moving Past the Minimum Information Partition: How To Quickly and Accurately Calculate Integrated Information. *arXiv preprint arXiv:160501096*. 2016;.
15. Iwata S. Submodular function minimization. *Mathematical Programming*. 2008;112(1):45–64.
16. Cover TM, Thomas JA. *Elements of Information Theory*. 99th ed. Wiley-Interscience; 1991. Available from: <http://www.amazon.com/exec/obidos/redirect?tag=citeulike07-20&path=ASIN/0471062596>.
17. Shannon CE. A Mathematical Theory of Communication. *The Bell System Technical Journal*. 1948;27:379–423, 623–656.
18. Burnham KP, Anderson DR. *Model selection and multimodel inference: a practical information-theoretic approach*. Springer Science & Business Media; 2003.
19. Kaneko K. Overview of coupled map lattices. *Chaos: An Interdisciplinary Journal of Nonlinear Science*. 1992;2(3):279–282.
20. Oizumi M, Albantakis L, Tononi G. From the phenomenology to the mechanisms of consciousness: integrated information theory 3.0. *PLoS Comput Biol*. 2014;10(5):e1003588. doi:10.1371/journal.pcbi.1003588.
21. Barrett AB, Seth AK. Practical measures of integrated information for time-series data. *PLoS Comput Biol*. 2011;7(1):e1001052. doi:10.1371/journal.pcbi.1001052.
22. Ay N. Information geometry on complexity and stochastic interaction. *Entropy*. 2015;17(4):2432–2458. doi:10.3390/e17042432.
23. Oizumi M, Amari S, Yanagawa T, Fujii N, Tsuchiya N. Measuring integrated information from the decoding perspective. *PLoS Comput Biol*. 2016;12(1):e1004654. doi:10.1371/journal.pcbi.1004654.
24. Hidaka S. Polynomial algorithm for k-partition minimization of monotone submodular function. *ArXiv e-prints*. 2018;.