

A backward Monte-Carlo method for time-dependent runaway electron simulations*

Guannan Zhang and Diego del-Castillo-Negrete

Oak Ridge National Laboratory

Oak Ridge, Tennessee 37831-8071, USA

Abstract

Kinetic descriptions of runaway electrons (RE) are usually based on Fokker-Planck models that determine the probability distribution function (PDF) of RE in 2-dimensional momentum space. Despite of the simplification involved, the Fokker-Planck equation can rarely be solved analytically and direct numerical approaches (e.g., continuum and particle-based Monte Carlo (MC)) can be time consuming, especially in the computation of asymptotic-type observables including the runaway probability, the slowing-down and runaway mean times, and the energy limit probability. Here we present a novel backward MC approach to these problems based on backward stochastic differential equations (BSDEs) that describe the dynamics of the runaway probability by means of the Feynman-Kac theory. The key ingredient of the backward MC algorithm is to place all the particles in a runaway state and simulate them backward from the terminal time to the initial time. As such, our approach can provide much faster convergence than direct MC methods (by significantly reducing the number of particles required to achieve a prescribed accuracy) while at the same time maintaining the advantages of particle-based methods (compared to continuum approaches). The proposed algorithm is unconditionally stable, can be parallelized as easy as the direct MC method, and its extension to dimensions higher than two is straightforward, thus paving the way for conducting large-scale RE simulation.

* **NOTICE OF COPYRIGHT:** This manuscript has been authored by UT-Battelle, LLC under Contract No. DE-AC05-00OR22725 with the U.S. Department of Energy. The United States Government retains and the publisher, by accepting the article for publication, acknowledges that the United States Government retains a non-exclusive, paid-up, irrevocable, worldwide license to publish or reproduce the published form of this manuscript, or allow others to do so, for United States Government purposes. The Department of Energy will provide public access to these results of federally sponsored research in accordance with the DOE Public Access Plan (<http://energy.gov/downloads/doe-public-access-plan>).

I. INTRODUCTION

At high enough velocities, the drag force on a particle due to Coulomb collisions in a plasma decreases as the particle velocity increases. As a result, in the presence of a strong enough parallel electric field, fast electrons can “runaway” and be continuously accelerated [1–3]. In magnetically confined fusion plasmas runaway electrons (RE) can be generated during magnetic disruptions due to the strong electric field resulting from the rapid cooling of the plasma, see for example Refs. [4, 5]. Understanding this phenomena has been an area of significant interest because of the potential impact that RE can have to the safe operation of ITER. In particular, if not avoided or mitigated, RE can severely damage plasma facing components, see for example Refs. [6, 7].

The goal of this paper is to present a novel application of a backward Monte-Carlo method to the study of RE in phase space. Although this method can be applied to problems of arbitrary dimensions, here we focus on RE in 2-dimensional phase space with coordinates (p, θ) where p denotes the magnitude of the relativistic momentum and θ the pitch angle, i.e. the angle between the electron’s velocity and the magnetic field. As it is well known, in this case the dynamics of the RE probability distribution function, $f(p, \theta, t)$, is determined by the Fokker-Planck (FP) equation describing the competition between the electric field acceleration, Coulomb collisions, synchrotron radiation damping, and sources describing the secondary generation of RE due to head-on collisions. Although approximate, the 2-D Fokker-Planck model provides important physical insights and, as a result, efforts have been devoted to the development of efficient and accurate methods of its solution. At the same time, because of its relative simplicity (compared higher dimensional problems) the 2-D Fokker-Planck model is an excellent testbed for the development and testing of novel numerical schemes.

The standard Fokker-Planck problem pertains the solution of the forward evolution of the probability distribution function, $f(p, \theta, t > t_0)$, for a given initial condition, $f(p, \theta, t = t_0)$. This problem can be solved either using continuum methods (e.g., finite-difference, finite-elements, or spectral) or using particle-based Monte-Carlo methods. However, in the study of RE, as well as several other applications, important questions involve statistical observables different to $f(p, \theta, t)$. Examples of particular interest to the present paper are the probability, $P_{\text{RE}}(t, p, \theta)$, that an electron with phase space coordinates (p, θ) will runaway on, or before, a

time t , the expected runaway time T_{RE} , the expected loss time T_{Loss} , and the RE production rate. These problems can be difficult to address from the solution of the forward evolution of the Fokker-Planck equation because it is not clear a priori what initial conditions will give the desired final state, in this case the runaway state. In the general theory of Fokker-Planck equations, see for example Secs. 3.6 and 5.2 in Ref. [8], the alternative for this type of problems is to focus on the so-called backward Fokker-Planck equation that determines the evolution of $f(p, \theta, t < t_f)$ given the *final* state $f(p, \theta, t = t_f)$. From a mathematical point of view, the backward Fokker-Planck equation is the adjoint of the standard, forward Fokker-Planck equation.

The method we are proposing is different from those based on the solution of the adjoint Fokker-Planck equation, e.g. Ref. [9–11], and also different from the naive “brute force” approach based on direct Monte-Carlo simulations. Methods based on the solution of the adjoint Fokker-Planck equation can potentially face the well-known generic shortcomings of the solution of partial differential equations including the unfavorable scaling with increasing dimensionality, the need to use properly chosen grids and/or special basis functions to accommodate the geometry of the integration domain, and stability issues when considering time-dependent problems. Monte-Carlo methods on the other hand face the need to include an extremely large number of particles to reduce the statistical noise. Our approach is based on the Feynmann-Kac formula relating the solution of the adjoint Fokker-Planck equation and the corresponding system of stochastic differential equations. As it will be explained in the next section, this method offers significant advantages over partial differential equation methods for solution of the backward Fokker-Planck and direct Monte-Carlo methods. These advantages are particularly relevant in the study of the time dependent evolution of the runaway probability, which, going beyond previous studies limiting attention to steady state regimes [10, 11], is one of the goals of the present paper.

The rest of the paper is organized as follows. In the next section we present the 2 – D phase space runaway electron model in the continuum (partial differential equations) Fokker-Planck version and in the equivalent particle-based (stochastic differential equations) Langevin formulations. We also formulate the problem of interest and its connection with the adjoint Fokker-Planck equation. Section III discusses the mathematical foundation and the numerical algorithm of the proposed Backward Monte-Carlo (BMC) method. Section IV discusses applications of the BMC to problems of physical interest including the computation

of the time-dependent probability of runaway, the expected runaway and loss times, and the production rate of runaway electrons. A summary of results and concluding remarks are presented in Section V.

II. MODEL AND PROBLEM FORMULATION

The Backward Monte Carlo (BMC) method can in principle be applied to problems of arbitrary dimension. However, in order to illustrate the method in the simplest possible setting in this paper we neglect spatial-effects and limit attention to 2-dimensional models describing the probability density function, f , of RE in the (p, ξ) phase space where p denotes the magnitude of the relativistic momentum $\mathbf{p} = m_e \gamma \mathbf{v}$, with m_e the electron mass and $\gamma = 1/\sqrt{1 - v^2/c^2}$ the relativistic factor, and $\xi = \cos \theta$, where θ is the pitch angle, i.e. $\xi = \mathbf{v} \cdot \mathbf{B}/vB$. The extension of the method to higher dimensions will be discussed at the end of Sec. III.

The dynamics of $f(t, p, \xi)$ is assumed to be determined by the test particle relativistic Fokker-Planck equation [12, 13]

$$\frac{\partial f}{\partial t} = \mathcal{F} + \mathcal{C} + \mathcal{R}, \quad (1)$$

where

$$\mathcal{F} = -E \left[\frac{\xi}{p^2} \frac{\partial}{\partial p} (p^2 f) + \frac{\partial}{\partial \xi} \left(\frac{1 - \xi^2}{p} f \right) \right] \quad (2)$$

is the acceleration due to the electric field, E , which neglecting self-consistent effects is assumed constant,

$$\mathcal{C} = \frac{1}{p^2} \frac{\partial}{\partial p} [(1 + p^2) f] + \frac{\nu_c}{2} \frac{\partial}{\partial \xi} \left[(1 - \xi^2) \frac{\partial f}{\partial \xi} \right] \quad (3)$$

is the small-angle Coulomb collision operator in the relativistic limit with $\nu_c = (Z + 1) \sqrt{1 + p^2}/p^3$ and Z denoting the ion effective charge, and \mathcal{R} is the synchrotron radiation reaction force given by

$$\mathcal{R} = \frac{1}{\tau} \left\{ \frac{1}{p^2} \frac{\partial}{\partial p} [p^3 \gamma (1 - \xi^2) f] - \frac{\partial}{\partial \xi} \left[\frac{1}{\gamma} \xi (1 - \xi^2) f \right] \right\}. \quad (4)$$

In writing the model we have used dimensionless variables. The momentum p has been normalized using $m_e c$, where c denotes the speed of light, the electric field has been normalized using the Connor-Hastie critical electric field, $E_c = n_e e^3 \ln \Lambda / (4\pi \epsilon_0^2 m_e c^2)$, where Λ is the Coulomb logarithm, and the time has been normalized using the relativistic collision

time scale, $\tau_c = m_e c / (E_c e)$. The parameter $\tau = \tau_r / \tau_c$ where $\tau_r = 6\pi\epsilon_0 m_e^3 c^3 / (e^4 B^2)$ is the synchrotron radiation time scale, with e the electron charge, B the characteristic magnitude of the magnetic field, and ϵ_0 is the vacuum permittivity. In these variables, $\gamma = \sqrt{1 + p^2}$.

From the connection between Fokker-Planck equations and stochastic differential equations (SDEs), see for example Sec. 4.3 in Ref. [8], it follows that the SDEs corresponding to Eq. (1) are

$$\begin{aligned} dp_t &= b_1(p_t, \xi_t) dt, \\ d\xi_t &= b_2(p_t, \xi_t) dt + \sigma_2(p_t, \xi_t) dW_t, \end{aligned} \quad (5)$$

where, in this case, the drift coefficients b_1, b_2 and the diffusion coefficient σ_2 are given by

$$\begin{aligned} b_1 &= E\xi - \frac{\gamma p}{\tau} (1 - \xi^2) - \frac{1 + p^2}{p^2}, \\ b_2 &= \frac{E(1 - \xi^2)}{p} + \frac{\xi(1 - \xi^2)}{\tau\gamma} - \xi\nu_c, \\ \sigma_2 &= \sqrt{\nu_c(1 - \xi^2)}, \end{aligned} \quad (6)$$

and W_t is the standard Brownian motion (Wiener process) according to which the increments dW_t are drawn from a Gaussian distribution with zero mean and variance equal to dt .

The problem we want to address is the computation of the probability that an electron with coordinates (p, ξ) will runaway at, or before, a prescribed time. By “runaway” we mean that, as a result of the electric field acceleration, the electron will reach a prescribed momentum, p_* . It is important to keep in mind that there is some freedom in the definition of when a give electron is labeled as runaway because p_* is a free parameter. The dependence of the runaway probability on p_* becomes negligible for large enough p_* , which is the reason why this dependence is not usually accounted for explicitly. More formally, for a given $(t, p, \xi) \in [0, T] \times [p_{\min}, p_*] \times [-1, 1]$, where p_{\min} is a lower momentum boundary, the runaway probability, $P_{\text{RE}}(t, p, \xi)$, is defined as the probability that an electron located at (p, ξ) at the initial time instant $t_0 = 0$ will acquire a momentum p_* on, or before, $t > 0$.

Note that the runaway probability, $P_{\text{RE}}(t, p, \xi)$, is different from the solution, $f(t, p, \xi)$, of the Fokker-Planck equation in Eq. (1), that gives the probability for an electron to be at (p, ξ) at time t . Given $f(t, p, \xi)$, $P_{\text{RE}}(t, p, \xi)$ can be obtained from the conditional expectation

$$P_{\text{RE}}(t, p, \xi) = \mathbb{E}[\chi(p_t, \xi_t) | p_0 = p, \xi_0 = \xi] = \int_{\mathbb{R}^2} \chi(p_t, \xi_t) f(t, p_t, \xi_t | p, \xi) dp_t d\xi_t, \quad (7)$$

where (p_t, ξ_t) is the solution of the SDEs in Eq. (5) with the initial condition $(p_0, \xi_0) = (p, \xi)$, $f(t, p_t, \xi_t | p, \xi)$ is the solution of Eq. (1) with the initial condition $f(0, p, \xi) = \delta(p - p_0)\delta(\xi - \xi_0)$

and $\chi(p_t, \xi_t)$ is defined as

$$\chi(p_t, \xi_t) = \begin{cases} 1, & \text{if } p_t \geq p_*, \\ 0, & \text{otherwise,} \end{cases} \quad (8)$$

which indicates whether a realization (p_t, ξ_t) of the SDEs is a runaway path.

A straightforward way to compute P_{RE} at a given point, (p, ξ) , in phase space at a given time t is to use the forward, “brute-force”, MC method. That is, to simulate a very large number of paths, (p_t, ξ_t) , by solving the SDEs in Eq. (5), with initial condition $(p_0, \xi_0) = (p, \xi)$, and substitute the obtained paths in Eq. (7) to approximate the expectation. Despite its simplicity, this direct method is very inefficient due to the slow convergence of the MC sampling, and the fact that a new set of paths has to be generated to compute P_{RE} at each point in phase space.

An alternative to the direct Monte-Carlo method is based on the use of the backward Fokker-Planck equation that considers the evolution of

$$P(t, p, \xi) = P_{\text{RE}}(T - t, p, \xi) \quad (9)$$

for $(t, p, \xi) \in [0, T] \times [p_{\text{min}}, p_*] \times [-1, 1]$. The function $P(t, p, \xi)$ is given by the solution of the terminal value problem

$$\begin{cases} \frac{\partial P}{\partial t} + b_1 \frac{\partial P}{\partial p} + b_2 \frac{\partial P}{\partial \xi} + \frac{\sigma_2^2}{2} \frac{\partial^2 P}{\partial \xi^2} = 0, \\ P(T, p, \xi) = \chi(p, \xi), \end{cases} \quad (10)$$

where b_1, b_2, σ_2 are given in Eq. (6), and $\chi(p, \xi)$ is defined in Eq. (8). Formally, Eq. (10) is the adjoint problem of the Fokker-Planck equation in (1), see Ref. [8] for details.

The adjoint method has found applicability in a wide range of problems. An early application in the context of runaway electrons is Ref. [9]. More recently, in Refs. [10, 11] the time-independent adjoint Fokker-Planck equation was used to study the steady-state runaway probability function and the expected loss times for highly relativistic runaway electrons. In the following section we discuss a novel application of the Backward Monte Carlo Method for an efficient and accurately solution of the time dependent evolution of the runaway probability function and the expected loss times.

III. THE BACKWARD MONTE CARLO METHOD

The theoretical foundation of the backward Monte Carlo method is the Feynman-Kac theory that links the SDE in Eq. (5)-(6) to the time-dependent adjoint equation in Eq. (10). In particular, according to Feynman-Kac formula [14], the solution $P(t, p, \xi)$ of the adjoint equation (10) is given by the conditional expectation:

$$P(t, p, \xi) = \mathbb{E}[P(T, p_T, \xi_T) | p_t = p, \xi_t = \xi], \quad (11)$$

where $P(T, p_T, \xi_T) = \chi(p_T, \xi_T)$. As opposed to solving the adjoint partial differential equation in (10), the key idea of the BMC method is to solve Eq. (11) directly.

The first step of the proposed numerical method is to introduce a uniform partition of the time interval $[0, T]$,

$$\mathcal{T} = \{0 = t_0 < t_1 < \dots < t_N = T\}, \quad (12)$$

where $\Delta t = t_n - t_{n-1}$. Due to the Markovian property of the SDE in Eq. (5), Eq. (11) implies that, within the time interval $[t_n, t_{n+1}]$,

$$P(t_n, p, \xi) = \mathbb{E} [P(t_{n+1}, p_{t_{n+1}}, \xi_{t_{n+1}}) | p_{t_n} = p, \xi_{t_n} = \xi]. \quad (13)$$

For sufficiently small Δt , $(p_{t_{n+1}}, \xi_{t_{n+1}})$ can be obtained from (p_{t_n}, ξ_{t_n}) by approximating the SDE in Eq. (5) using a simple Euler scheme, i.e.,

$$\begin{aligned} p_{t_{n+1}} &= p + b_1(p, \xi) \Delta t, \\ \xi_{t_{n+1}} &= \xi + b_2(p, \xi) \Delta t + \sigma_2(p, \xi) \Delta W, \end{aligned} \quad (14)$$

where $p = p_{t_n}$ and $\xi = \xi_{t_n}$. In this case the momentum $p_{t_{n+1}}$ is purely deterministic. However, the pitch angle has a deterministic component, $b_2 \Delta t$, and a stochastic component given by the Brownian motion increments ΔW drawn from a Gaussian distribution, $\exp(-\Delta W^2/2\Delta t)/\sqrt{2\pi\Delta t}$, with zero mean and standard deviation $\sqrt{\Delta t}$. The expectation in Eq. (13) can be computed by sampling the Gaussian distribution. However, as mentioned before, this direct method is not efficient because the slow convergence rate of random sampling requires a very large number of samples. The alternative method proposed here exploits the fact that (within the Euler step) the increments are Gaussian and Eq. (13) can thus be approximated as

$$P(t_n, p, \xi) \approx \frac{1}{\sqrt{2\pi\Delta t}} \int_{\mathbb{R}} P(t_{n+1}, p + b_1\Delta t, \xi + b_2\Delta t + \sigma_2 x) \exp\left(-\frac{1}{2} \frac{x^2}{\Delta t}\right) dx, \quad (15)$$

for small Δt . The computation of $P(t_n, p, \xi)$ knowing $P(t_{n+1}, p, \xi)$ is then reduced to the evaluation of the integral in Eq. (15) that can be efficiently computed with high accuracy using the Gauss-Hermite quadrature rule according to which [15, 16]

$$P(t_n, p, \xi) \approx \sum_{m=1}^M w_m P(t_{n+1}, p^{\text{GH}}, \xi_m^{\text{GH}}), \quad (16)$$

where $b_1 = b_1(p, \xi)$, $b_2 = b_2(p, \xi)$, $\sigma_2 = \sigma_2(p, \xi)$, M is the number of quadrature points, $\{w_m\}_{m=1}^M$ are the set of weights and $\{\xi_m^{\text{GH}}\}_{m=1}^M$ are the set of quadrature points, defined by

$$\xi_m^{\text{GH}} = \xi + b_2(p, \xi)\Delta t + \sigma_2(p, \xi)\sqrt{2\Delta t} q_m, \quad (17)$$

for $m = 1, \dots, M$ and $\{q_m\}_{m=1}^M$ is the standard Gauss-Hermite abscissa that can be found in classic textbooks on numerical analysis (e.g., [19]). The approximation error of the M -point quadrature rule is on the order of $\mathcal{O}\left(\frac{(\Delta t)^M M!}{(2^M (2M)!)}\right)$, so that $M = 3$ is sufficient to match the Δt accuracy of the weak convergence of the Euler scheme in Eq. (14). That is, due to the $(\Delta t)^M$ factor in the quadrature error, M does not have to be large to achieve convergence.

According to Eq. (14) there is a finite, although very small, probability that within $[t_n, t_{n+1}]$, with $\Delta t \ll 1$, a realization of ξ_t might lie outside $[-1, 1]$. As a result there might be quadrature points ξ_m^{GH} that lay outside the domain $[-1, 1]$. When this is the case, quadrature points outside the domain $[-1, 1]$ are reflected back into $[-1, 1]$. This prescription is mathematically equivalent to imposing a Neumann boundary condition.

Equation (15) provides the value of P at a fixed point (p, ξ) . To compute the P in the phase space domain $[p_{\min}, p_*] \times [-1, 1]$ we introduce an $N_p \times N_\xi$ uniform grid

$$\mathcal{S} = \{(p_i, \xi_j) | p_i = p_{\min} + i\Delta p, \xi_j = -1 + j\Delta\xi\}, \quad (18)$$

$i = 0, \dots, N_p$, $\Delta p = (p_* - p_{\min})/N_p$, $j = 0, \dots, N_\xi$, $\Delta\xi = 2/N_\xi$, and use Eq. (15) to compute $P(t_n, p_i, \xi_j)$ at $(p_i, \xi_j) \in \mathcal{S}$ for each time step. For any point that is not on the grid \mathcal{S} , we approximate the solution $P(t_n, p, \xi)$ using piecewise linear interpolation, i.e.,

$$\tilde{P}(t_n, p, \xi) = \sum_{i=0}^{N_p} \sum_{j=0}^{N_\xi} c_{n,i,j} \varphi_i(p) \varphi_j(\xi), \quad (19)$$

where $c_{n,i,j} \approx P(t_n, p_i, \xi_j)$ are the approximations based on Eq. (15) at the grid point (p_i, ξ_j) , $\varphi_i(p)$ and $\varphi_j(\xi)$ are the linear finite element basis functions (i.e., the hat functions). Note that the interpolant $\tilde{P}(t_{n+1}, p, \xi)$ is used to evaluate the quadrature points (in Eq. (15))

that are not on the grid \mathcal{S} . It should also be noted that some quadrature point $(p^{\text{GH}}, \xi_m^{\text{GH}})$ in Eq. (15) may locate outside the domain $[p_{\min}, p_*] \times [-1, 1]$ in which $\tilde{P}(t_{n+1}, p, \xi)$ is defined. In this case, we evaluate $\tilde{P}(t_{n+1}, p^{\text{GH}}, \xi_m^{\text{GH}})$ using the following rules: if $p^{\text{GH}} > p_*$, $\tilde{P}(t_{n+1}, p^{\text{GH}}, \xi_m^{\text{GH}}) = 1$; if $p^{\text{GH}} < p_*$, $\tilde{P}(t_{n+1}, p^{\text{GH}}, \xi_m^{\text{GH}}) = 0$; if $p^{\text{GH}} \in [p_{\min}, p_*]$ and $\xi_m^{\text{GH}} < -1$, $\tilde{P}(t_{n+1}, p^{\text{GH}}, \xi_m^{\text{GH}}) = \tilde{P}(t_{n+1}, p^{\text{GH}}, \xi_m^{\text{GH}} + 2(-1 - \xi_m^{\text{GH}}))$; if $p^{\text{GH}} \in [p_{\min}, p_*]$ and $\xi_m^{\text{GH}} > 1$, $\tilde{P}(t_{n+1}, p^{\text{GH}}, \xi_m^{\text{GH}}) = \tilde{P}(t_{n+1}, p^{\text{GH}}, \xi_m^{\text{GH}} - 2(\xi_m^{\text{GH}} - 1))$. This strategy is equivalent to adding a Dirichlet boundary condition on the boundary of $[p_{\min}, p_*]$, and a no-flow Neumann boundary condition on the boundary of $[-1, 1]$. Once $\tilde{P}(t_n, p, \xi)$ is computed for $n = 0, \dots, N$, the runaway probability P_{RE} in Eq. (7) can be immediately obtained by substituting $\tilde{P}(t_n, p, \xi)$ into Eq. (9), i.e.,

$$P_{\text{RE}}(t_n, p, \xi) \approx \tilde{P}(T - t_n, p, \xi) \quad \text{for } n = 0, \dots, N.$$

The proposed implementation of the BMC method can be summarized in the following algorithm:

Algorithm 1

Input: $p_{\min}, p_*, Z, E, \tau, M, \Delta t, \Delta p, \Delta \xi$

Output: The interpolant $\tilde{P}(t_n, p, \xi)$ for $n = N - 1, \dots, 0$.

Define the terminal condition $\chi(p, \xi)$ in Eq. (8);

Generate the partition \mathcal{T} for $[0, T]$ based on Eq. (16);

Generate the partition \mathcal{S} for $[p_{\min}, p_*] \times [-1, 1]$ based on Eq. (18);

Construct an interpolant $\tilde{P}(T_N, p, \xi)$ using (19) by evaluating $\chi(p, \xi)$ at \mathcal{S} .

for $n = N - 1, \dots, 0$ **do**

for $i = 0, \dots, N_p, j = 0, \dots, N_\xi$ **do**

 Generate the quadrature weights $\{w_m\}_{m=1}^M$

 Generate the quadrature points $\{\xi_m^{\text{GH}}\}_{m=1}^M$ by plug ξ_j into Eq. (17);

 Evaluate the interpolant $\tilde{P}(t_{n+1}, p, \xi)$ at $\{p^{\text{GH}}, \xi_m^{\text{GH}}\}_{m=1}^M$;

 Compute $c_{n,i,j}$ using Eq. (15);

end for

 Construct $\tilde{P}(t_n, p, \xi)$ by substituting $c_{n,i,j}$ into Eq. (19).

end for

Figure 1 compares P_{RE} computed using the BMC method with a direct MC simulation for pitch angle $\theta = 10^\circ$ and $T = 1.6$. Other parameters are set to $\tau = 1$, $E = 6$, $Z = 1$, $p_{\min} = 0$, $p_* = 2$ and $T/\Delta t = 2^8$. The computational complexities of the MC and BMC methods are proportional to the number of particles and the number of quadrature points, respectively. The idea is to compare the accuracy given the same complexity for both methods. To this end, we use 3 quadrature points (i.e., setting $M = 3$ in Eq. (15)), and 3 particles for MC to simulate the SDEs in Eq. (5). In this case, as expected, it is clear that the BMC method is much more accurate than the MC method. Even taking into account some extra cost of BMC in evaluating the interpolant in Eq. (18), the BMC method is also more accurate than the MC with 100 particles, which is much more expensive than the BMC algorithm. The second aspect is to compare the complexity given the same accuracy for both methods. In this case, we use 5,000 particles for the MC simulation. The MC simulation can provide almost the same accuracy as the BMC method with significantly more amount of computational cost.

To further illustrate the accuracy and efficiency of the BMC method, we conduct a

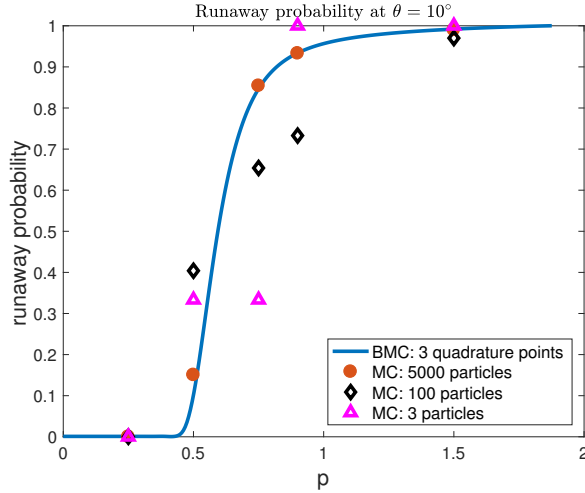


FIG. 1: Comparison between the BMC and the direct MC for pitch angle $\theta = 10^\circ$ and $T = 1.6$.

benchmark example with $\tau = 1$, $E = 6$, $Z = 1$, $p_{\min} = 0$, $p_* = 2$, $T = 8$ in Eq. (10). The reference runaway probability is obtained using the classic forward Monte Carlo method with 10^8 realizations of the SDE in Eq. (5). To test the convergence of the BMC method we choose $T/\Delta t = 2^6, 2^7, 2^8, 2^9, 2^{10}, 2^{11}, 2^{12}$ and set $\Delta t = \Delta p = \Delta \xi$. Figure 2 shows the decay of the error in approximating the reference $P_{\text{RE}}(T, p, \theta)$ at three selected points in the phase space, i.e., $(p, \theta) = (0.7, 10^\circ), (0.7, 45^\circ), (0.7, 80^\circ)$. We can see that our approach can achieve a first-order convergence with respect to Δt , which is more accurate than the forward MC method. Moreover, the BMC method can recover the entire profile of $P_{\text{RE}}(t, p, \xi)$ for all possible initial condition (p, ξ) , while the forward MC has to resample the SDE in Eq. (5) for different initial conditions.

The BMC method also presents advantages over solving the adjoint partial differential equation (PDE) in Eq. (10) using finite different/finite element or spectral methods. First, as Eq. (13) shows, in the BMC the time-stepping scheme is *explicit*, and thus there is no need to solve a linear system at each time step. On the other hand, the use of explicit schemes for the adjoint PDE usually leads to severe instability, unless Δt is small enough. However, as shown in Ref. [16], even though an explicit scheme is used, the BMC method is *absolutely stable* for any Δt . To illustrate this, Fig. 3 shows the evolution of the approximate runaway probability $P_{\text{RE}}(t, p, \cos \theta)$ based on the BMC method at $(p, \theta) = (1, 10^\circ)$. Here, we fix $\Delta p = \Delta \xi = 0.04$ and investigate three cases $\Delta t = \sqrt{\Delta p} = 0.2$, $\Delta t = \Delta p = 0.04$ and $\Delta t = (\Delta p)^2 = 0.0016$. Despite different approximation errors, the BMC method is stable in

all the cases, regardless of the value of Δt .

Due to the use of Gauss-Hermite quadrature rule and Lagrange/Hermite interpolation, our scheme can achieve comparable convergence rates as classic PDE approaches, like $\mathcal{O}(\Delta t)$ in time discretization (using implicit Euler scheme), and $\mathcal{O}((\Delta p)^4 + (\Delta \xi)^4)$ in phase space (using piecewise cubic interpolation). Adaptive time-stepping algorithms for partial differential equations can be used to achieve accuracy higher than $\mathcal{O}(\Delta t)$. In this regard, we should mention that going beyond the low order Euler step used here, the evolution of the deterministic (non-stochastic) part of the dynamics could be done using a higher order, possible adaptive, time stepping algorithm. Further details, and rigorous error analysis of the proposed BMC method can be found in Refs. [15–18].

The BMC can be easily extended to solve higher dimensional problems. When the additional degrees of freedom do not involve diffusive transport the extension is straightforward and it does not incur in a significant computational overhead. On the other hand, adding degrees of freedom with diffusive dynamics requires computing a high-dimensional version of the quadrature formula in Eq. (15). For example, a more accurate collision operator would introduce energy diffusion in the model in Eq. (1) and thus add a stochastic component to the momentum evolution in Eq. (14),

$$p_{t_{n+1}} = p + b_1(p, \xi) \Delta t + \sigma_1(p, \xi) \Delta W, \quad (20)$$

where σ_1 denotes the momentum diffusivity. In this case, Eq. (13) is approximated by the double-integral

$$P(t_n, p, \xi) \approx \frac{1}{2\pi\Delta t} \int_{\mathbb{R}^2} P(t_{n+1}, p + b_1\Delta t + \sigma_1 y, \xi + b_2\Delta t + \sigma_2 x) \exp\left(-\frac{x^2 + y^2}{2\Delta t}\right) dx dy, \quad (21)$$

which, as before, can be efficiently and accurately computed using tensor-product Gauss-Hermite quadrature rules with $M^2 = 9$ quadrature points. It should be noted that Eq. (21) will not change the representation of the interpolating polynomial in Eq. (19). However, when the SDE system in Eq. (5) involves more than two dynamical processes the total computational cost will increase. A case of particular interest is the addition of a radial spatial degree of freedom, which will yield a 3-D dynamical system capable of modeling spatial confinement. Going beyond this, we envision applying this method to 5-D guiding center and 6-D full orbit models of runaway electrons. In these cases, the use of sparse grid techniques [17] will be required to avoid the exponential growth of computational cost.

In particular, if the maximum mesh size in each direction is h , a d -dimensional cartesian grid will have a total of $\mathcal{O}((1/h)^d)$ grid points. In comparison, a sparse grid only needs $\mathcal{O}((1/h)(\log(1/h))^{d-1})$ grid points, which is much smaller than $\mathcal{O}((1/h)^d)$.

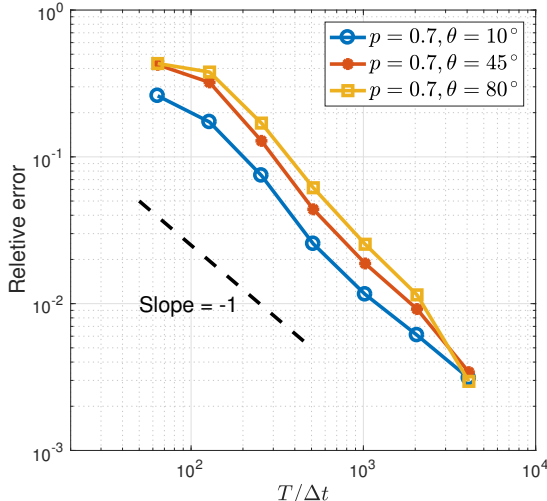


FIG. 2: Decay of relative error in the computation of $P_{\text{RE}}(T, p, \theta)$ using the BMC method, at $(p, \theta) = (0.7, 10^\circ), (0.7, 45^\circ), (0.7, 80^\circ)$. The dashed line shows a linear scaling of the error with $T/\Delta t$.

IV. APPLICATIONS

Here we illustrate the versatility of the BMC method in the computation of several statistical observables of physical interest in the study of runaway electrons.

A. Time dependent and asymptotic probability of runaway P_{RE} .

As discussed in Sec. II, the definition of P_{RE} depends on p_* , which is the momentum determining the runaway boundary. In most of the calculations that follow we will assume $p_* = 2$. However, to test the dependence of the results on p_* we will also consider $p_* = 6$. Figure 4 shows the time evolution of P_{RE} for $p_* = 2$ in the (p, θ) momentum space for different values of τ , E , and Z , which, as discussed in Sec. II, are free parameter of the Fokker-Planck model. The left and right columns show the corresponding snapshots of P_{RE} at $t = 0.2$ and $t = 0.6$ respectively. Panels (a) and (b) show the “reference case”, $(\tau, E, Z) = (1, 6, 1)$. As

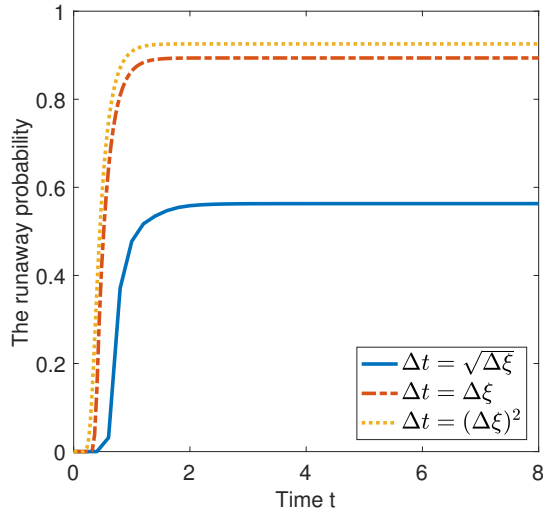


FIG. 3: Illustration of stability of the BMC method. For a fixed momentum space grid size, Δp , and widely different time steps, Δt , the computation of the runaway probability is stable. In particular, the different curves show that in all the cases $P_{\text{RE}}(t, p, \cos \theta)$ at $(p, \theta) = (1, 10^\circ)$ remains finite.

panels (c) and (d) show, for fixed E and Z , as τ increases, the runaway region (i.e. the region in phase space for which $P_{\text{RE}} \sim 1$) grows. This is consistent with the fact that, as Eq. (4) indicates, an increase in τ implies a decrease in the radiation reaction force and thus a higher runaway acceleration. On the other hand, as shown in panels (e) and (f), for fixed E and τ , the runaway region shrinks as Z increases, a results consistent with Eq. (3) that shows that a higher Z leads to a larger pitch angle scattering and thus larger energy losses due to an increase on synchrotron emission. Finally, as expected, as panels (g) and (h) show, for fixed τ and Z , the runaway region grows as E increases.

In the limit $t \rightarrow \infty$, P_{RE} reaches a steady state. Numerically it is observed that for the parameters under study, for $t > 8$, P_{RE} does not change significantly and thus, for practical purposes we refer to $P_{\text{RE}}(t = 8, p, \theta)$ as the time-asymptotic, steady-state runaway probability distribution. The left column in Fig. 5 shows this distribution for the same parameter values as those in Fig. 4. The dependence of the asymptotic runaway region on the parameters follows the pattern discussed above for the time dependent runaway region, namely, it increases with τ and E and decreases with Z . The solid black lines in the plots on the left column of Fig. 5 show the predictions based on the test particle

model. This simplified model, originally proposed and studied in Refs. [20, 21], neglects the role of collisions and thus reduces the stochastic differential equations in Eq. (5) to the deterministic dynamical system $dp/dt = b_1(p, \xi)$, $d\xi/dt = b_2(p, \xi)$. This dynamical system has an hyperbolic fixed point, and the corresponding stable manifold provides a separatrix that corresponds to the boundary of the runaway region in phase space. Since this model neglects pitch angle scattering, it provides a sharp, step-function type, approxiamte boundary. However, as expected this boundary is close to the $P_{\text{RE}} = 0.50$ contour line, i.e. the boundary determining the initial conditions that with will runaway with a 50% probability.

B. Expected runaway time T_{RE} and loss time T_{Loss} .

Another useful observable is the expected runaway time, T_{RE} , defined as

$$T_{\text{RE}}(p, \xi) = \frac{1}{P_{\text{RE}}(\infty, p, \xi)} \int_0^\infty t \frac{\partial P_{\text{RE}}(t, p, \xi)}{\partial t} dt. \quad (22)$$

The computation of T_{RE} in the phase space needs to be restricted to (θ, p) initial conditions that have a fixed, given probability of runaway. As an example, the right column of Fig. 5 shows T_{RE} in the phase space region for which the probability of runaway is larger than 90% ($P_{\text{RE}} = 0.9$). As expected, T_{RE} is maximum along the $P_{\text{RE}} = 0.9$ contour and it decreases as θ decreases and p increases. Formally, the white regions in these plots correspond to $T_{\text{RE}} = \infty$.

To compute the expected runaway loss time, T_{Loss} , we need to calculate the evolution of P_{Loss} that gives the probability of an electron hitting either the high energy bound (i.e., p_*) or the low energy bound (i.e., p_{min}). We obtain P_{Loss} by solving Eq. (8) using the BMC Algorithm 1 with terminal condition

$$\chi_{\text{Loss}}(p_t, \xi_t) = \begin{cases} 1, & \text{if } p_t \geq p_* \text{ or } p_t \leq p_{\text{min}}, \\ 0, & \text{otherwise.} \end{cases} \quad (23)$$

Knowing P_{Loss} , T_{Loss} is computed using Eq. (22) with P_{RE} replaced by P_{Loss} . Figure 6 shows T_{Loss} for the four cases considered in Fig. 5 and $p_* = 2$. The right hand column in this figure shows the 90% confidence interval of the loss time for pitch angle $\theta = 10^\circ$. The size of the confidence interval describes the extent of uncertainty of the loss time. The bigger the confidence interval, the more uncertainty in the loss time.

Transient Probability of Runaway

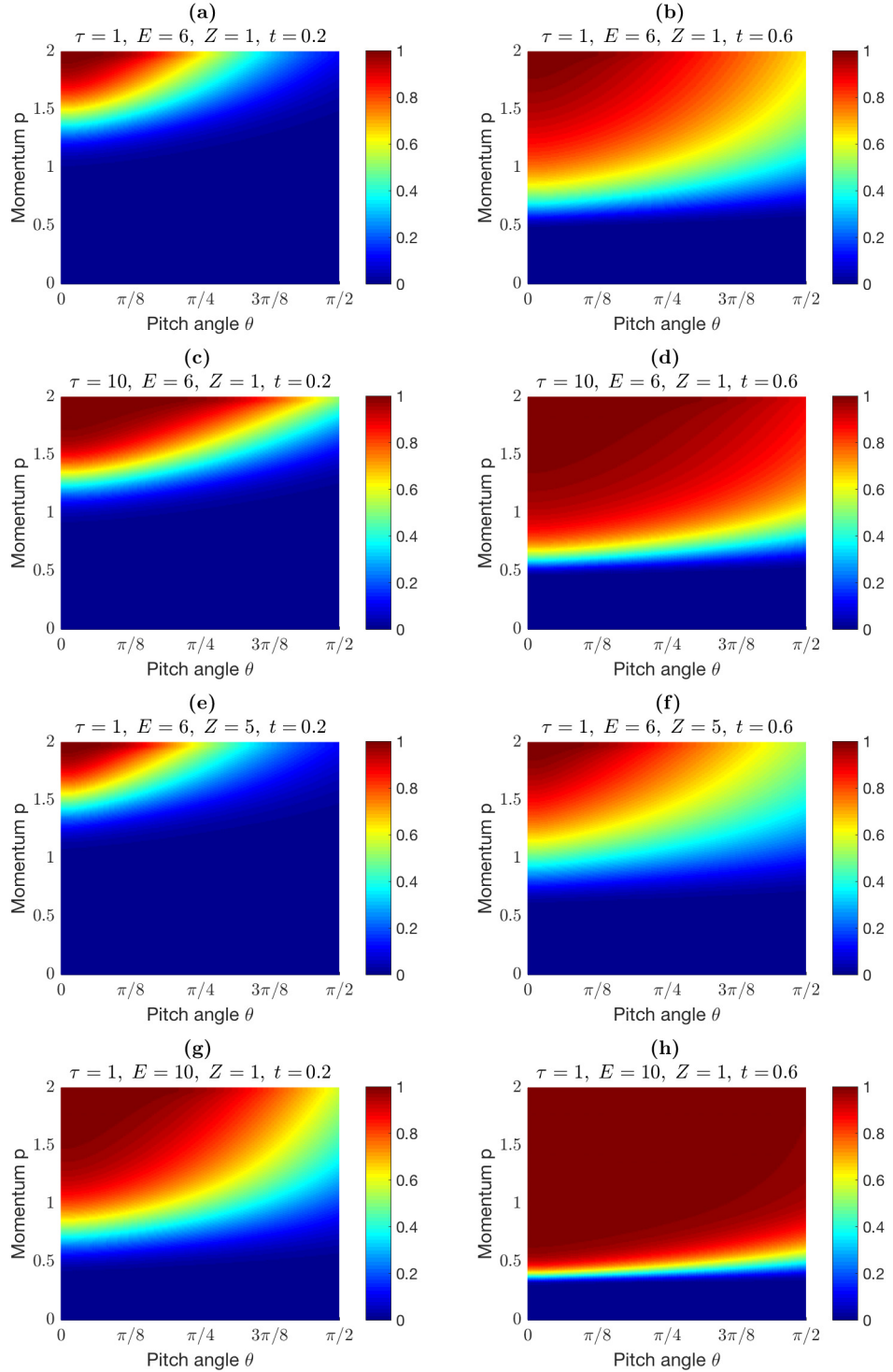


FIG. 4: Transient probability of runaway electrons at time $t = 0.2$ (left column), and $t = 0.6$ (right column) for different values of τ , E and Z .

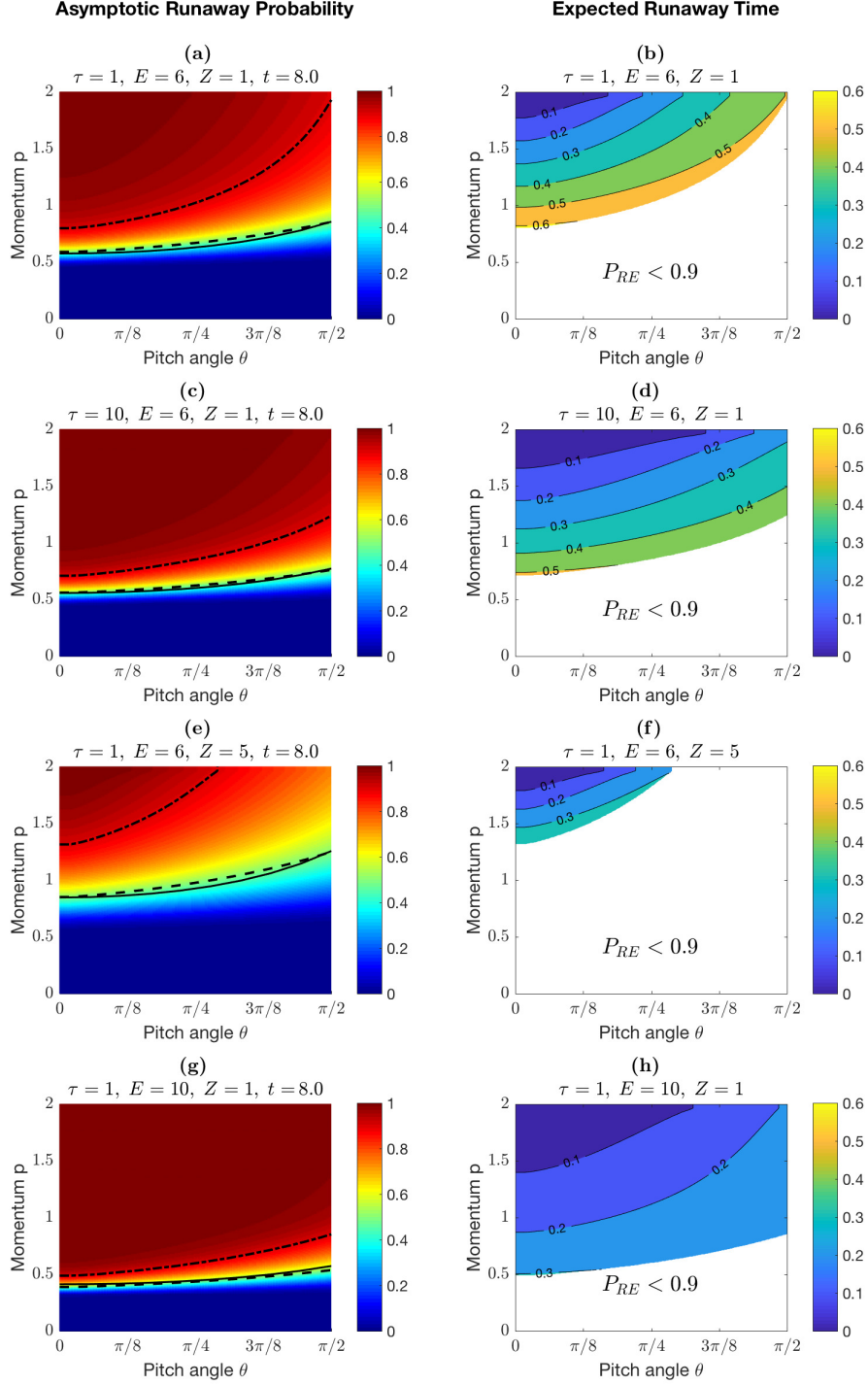


FIG. 5: Left column: Time asymptotic runaway probability where the dash-dot line “- . - .” is the $P_{RE} = 0.9$ contour and the dashed line “- - -” the $P_{RE} = 0.5$ contour. The solid line denotes the test particle model (without diffusion) prediction. Right column: Expected runaway time, T_{RE} , for $P_{RE} \geq 0.9$.

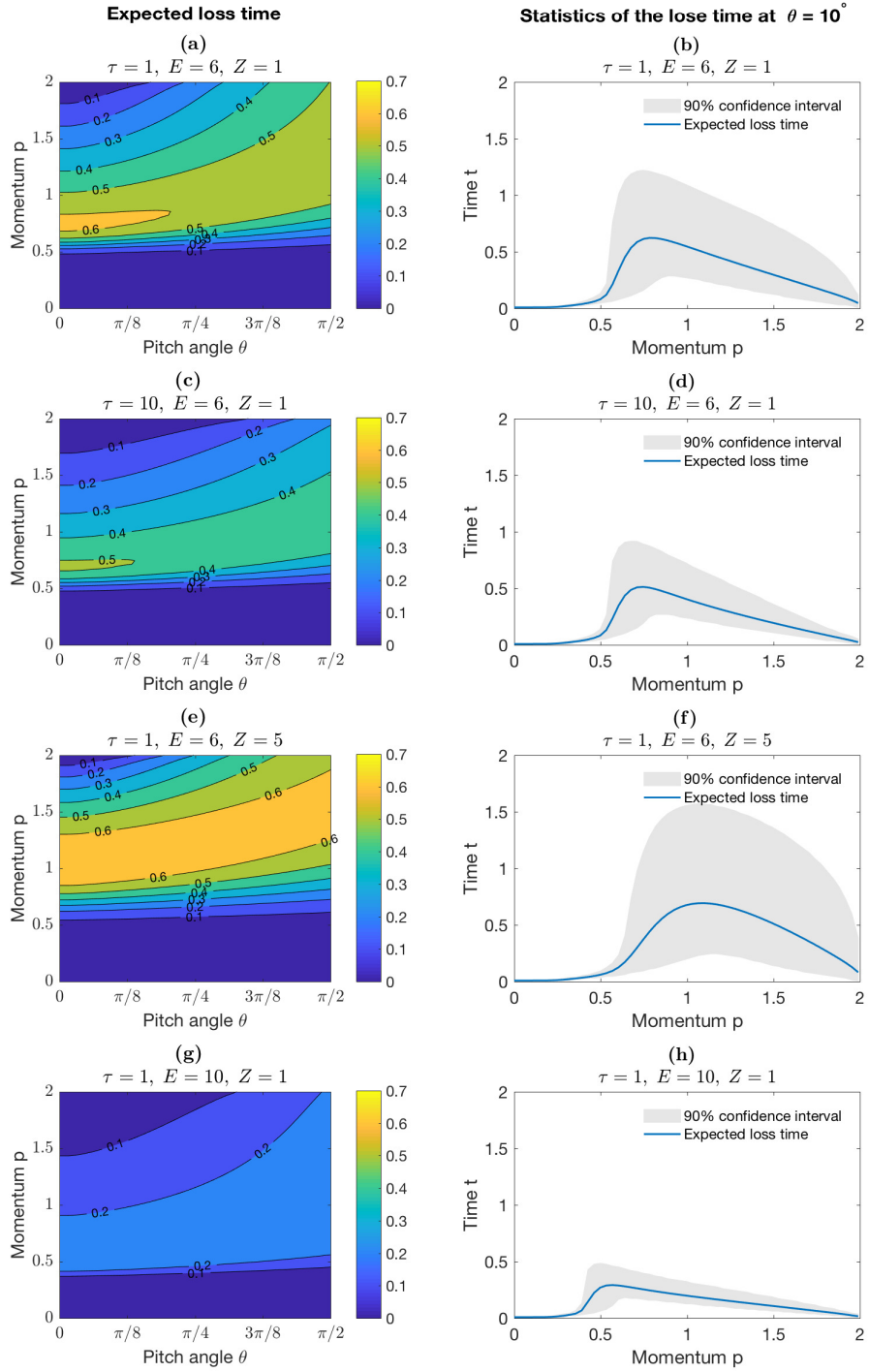


FIG. 6: Left column: expected loss time, T_{Loss} ; Right column: Confidence intervals of the loss time.

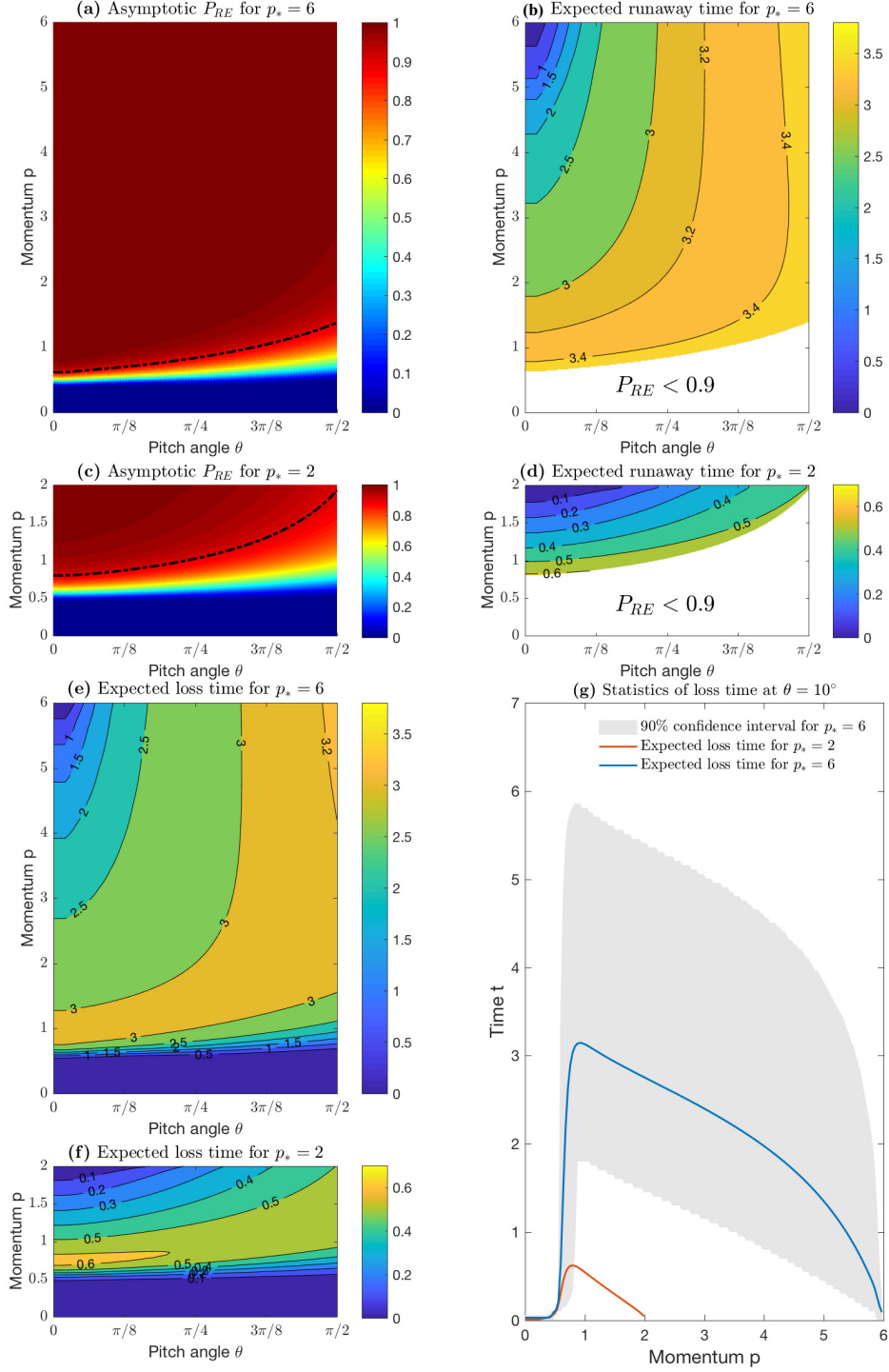


FIG. 7: (a) Asymptotic P_{RE} for $p_* = 6$; (b) Expected runaway time for $p_* = 6$; (c) Asymptotic P_{RE} for $p_* = 2$; (d) Expected runaway time for $p_* = 2$; (e) The expected loss time for $p_* = 6$; (f) Expected loss time for $p_* = 6$; (g) Comparison of mean and 90% confidence interval of loss time for $\theta = 10^\circ$

To explore the dependence on p_* of the previous results, Fig. 7 shows P_{RE} , T_{RE} and T_{Loss} for $p_* = 6$. By comparing panels (a) and (c) in Figure 7, the first observation is that setting $p_* = 6$ does not dramatically change the runaway probability distribution for the domain $p \in [0, 2]$; the second observation is that runaway probability in the region $p \in [2, 6]$ are very close to 1, which demonstrate the rationality of the terminal condition used in adjoint equation (10). By comparing the panels (b),(e) to (d),(f), we observe that expected runaway and loss times for the case of $p_* = 6$ is longer than the case of $p_* = 2$. It is reasonable because it will take longer for a particle to hit either the high energy or the low energy bounds when the domain becomes bigger. In Figure 7(g), we plot 90% confidence interval of the loss time for the case $p_* = 6$. We can see that the confidence interval is bigger than that of the case $p_* = 2$, which means that the derivative of the runaway probability P_{RE} (with respect to time t) in the case $p_* = 6$ is smaller than that in the case of $p_* = 2$. This phenomenon is also observed in the production rate in Figure 8. The bigger p_* , the slower the production rate grows.

C. Production rate

To conclude we apply the BMC method to compute the runaway electron production rate,

$$\gamma = \frac{N_{\text{RE}}(t)}{N} = \int_0^\infty dp \int_{-1}^1 d\xi f(p, \xi) P_{\text{RE}}(t, p, \xi), \quad (24)$$

where $N_{\text{RE}}(t)$ is the number of RE at time t , N is the total number of electrons, and f is the distribution function of the thermal electrons. For a Maxwellian distribution,

$$f_M(p, \xi) = \frac{2p^2}{\pi^{1/2}\delta^3} e^{-(p/\delta)^2}, \quad (25)$$

normalized as $\int_{-1}^1 \int_0^{+\infty} f_M(p, \xi) dp d\xi = 1$ we have

$$\gamma(t) = \frac{2}{\sqrt{\pi}\delta^3} \int_0^{p_*} dp e^{-(p/\delta)^2} p^2 \int_{-1}^1 d\xi P_{\text{RE}}(t, p, \xi) + \gamma_\infty, \quad (26)$$

where we have explicitly introduced the upper bound p_* for which, by definition, $P_{\text{RE}}(t, p > p_*, \xi) = 1$, and

$$\gamma_\infty = \left[\frac{1}{2} \text{erfc} \left(\frac{p_*}{\delta} \right) + \frac{1}{\sqrt{\pi}} \left(\frac{p_*}{\delta} \right) e^{-\left(\frac{p_*}{\delta} \right)^2} \right]. \quad (27)$$

Figure 8 shows $\gamma(t)$ according to Eq. (26) for $p_* = 2$ and 6, with $\delta = 0.3$. It is observed that for fixed E and Z , the production rate increases with τ . This is to be expected because an

increase in τ implies a reduction of synchrotron radiation damping. On the other hand, for τ and E fixed, as Z increases the production rate significantly decreases because the increase on pitch angle scattering due to collisions leads to an increase of synchrotron radiation losses. This same trends are observed in the asymptotic, equilibrium value of the production rate that shows an expected monotonically increasing dependence on the electric field E , as shown in Figure 9.

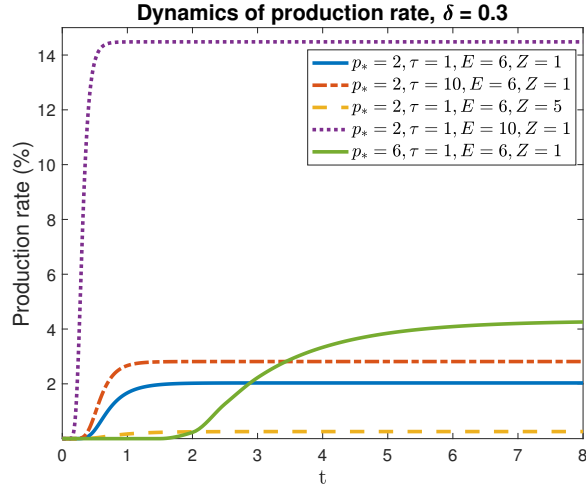


FIG. 8: Time evolution of production rate of runaway electrons according to Eq. (26) for different values of τ , E and Z .

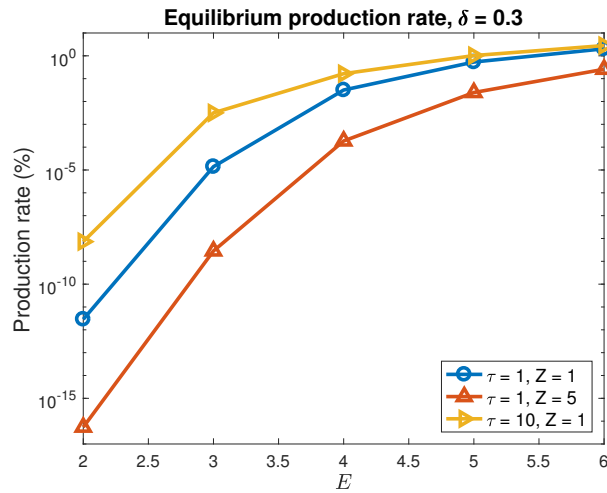


FIG. 9: Time asymptotic, equilibrium value of production rate of runaway electrons according to Eq. (26) as function of E , for different values of τ and Z .

V. SUMMARY AND CONCLUSIONS

We have proposed a novel backward Monte Carlo method for an accurate and efficient computation of the time-dependent probability of runaway. The method is based on the direct numerical solution of the Feynmann-Kac formula. Starting from the final runaway state at $t = T$, the method reconstructs iteratively the probability of runaway at previous times $t = T - \Delta t, T - 2\Delta t, \dots$, where $\Delta t \ll 1$ is the step size. At each time step the algorithm reduces to the computation of an integral involving the previously computed probability of runaway and the Gaussian propagator. This integral is efficiently computed with high accuracy using the Gauss-Hermite quadrature rule. Points outside the computational phase-space grid are evaluated using pice-wise linear interpolation.

As shown by the numerical simulations, the proposed method achieves the advantages of both the PDE method (i.e., high-order accuracy) and the “brute-force” Monte Carlo method (i.e., easy parallelization), as well as overcomes their disadvantages. In particular, the method is unconditionally stable and it requires very few quadrature points to achieve high accuracy.

It is important to remark that the reason we name our algorithm “Backward Monte Carlo” is because it is based on a probabilistic representation, i.e., conditional expectations with respect to the underlying SDEs. However, we do not use random sampling of paths to compute the conditional expectations. Instead, we use Gauss-Hermite quadrature rules, which actually makes the proposed algorithm deterministic.

To illustrate the versatility of the method we have presented a study of the time evolution and asymptotic steady state of the probability of runaway as function the relative strength of the synchrotron radiation reaction, $1/\tau$, the ion effective charge, Z , and the magnitude of the electric field E . We also have computed the expected runaway time, the expected loss time, and the production rate which play a key role in the understanding of the dynamics of runaway electrons.

Even though the applications of the BMC method focused on a simplified 2D RE model, it is straightforward to extend it to high-dimensional cases by exploiting sparse approximation techniques, e.g., sparse-grid interpolation [17]. These extensions will be presented in a future publication.

VI. ACKNOWLEDGMENTS

We thank E. Hirvijoki for valuable comments and suggestions. This material is based upon work supported in part by the U.S. Department of Energy, Office of Science, Offices of Advanced Scientific Computing Research and Fusion Energy Science ; and by the Laboratory Directed Research and Development program at the Oak Ridge National Laboratory, which is operated by UT-Battelle, LLC., for the U.S. Department of Energy under Contract DE-AC05-00OR22725.

-
- [1] Dreicer, H., Phys. Rev. **115** 238-49 (1959).
 - [2] Gurevich, A. V. Sov. Phys. JETP **12** 904 (1961).
 - [3] Connor J. W. and Hastie R. J. Nucl. Fusion **15** 415 (1975).
 - [4] Gill R. D., Alper B., Edwards A. W., Ingesson L. C., Johnson M. F., and Ward D. J. Nucl. Fusion **40** 163 (2000).
 - [5] Hollmann E. M., Austin M. E, Boedo J. A., Brooks N. H., Commaux N., Eidietis N.W., Humphreys D.A., Izzo V.A., James A.N., Jernigan T.C., Loarte A., Martin-Solis J., Moyer R.A., Munoz-Burgos J.M., Parks P.B., Rudakov D.L., Strait E.J., Tsui C., Van Zeeland M.A., Wesley J.C. and Yu J.H. Nucl. Fusion **53** 083004 (2013).
 - [6] T.C. Hender, J.C Wesley, J. Bialek, A. Bondeson, A.H. Boozer, R.J. Buttery, A. Garofalo, T.P Goodman, R.S. Granetz6 Y. Gribov, et. al., Nucl. Fusion **47** S128-S202 (2007).
 - [7] E.M. Hollmann, G. Arnoux, N. Commaux, N.W. Eidietis, T.E. Evans, , R.S. Granetz, A. Huber, D.A. Humphreys, V.A. Izzo, A.N. James, T.C. Jernigan, M. Lehnen, et. al., Journal of Nuclear Materials **415** S27-S34 (2011).
 - [8] C.W. Gardiner, *Handbook of Stochastic Methods* Third Edition (Springer-Verlag, Berlin Heidelberg New York, 2004).
 - [9] F. F. Karney and N. J. Fisch Physics of Fluids **29**, 180 (1986).
 - [10] C. Liu, D.P. Brennan, A. Bhattacharjee, and A.H. Boozer, Phys. Plasmas, **23**, 010702 (2016).
 - [11] C. Liu, D.P. Brennan, A. Bhattacharjee, and A.H. Boozer, Plasma Phys. Control. Fusion **59**, 024003 (2017).
 - [12] F. Andersson, P. Helander, and L.-G.Eriksson, Phys. Plasmas, **8**, 5221 (2001).

- [13] A. Stahl, E. Hirvijoki, J. Decker, O. Embrus, and T. Fulop, *Phys. Rev. Letters* **114**, 115002 (2015).
- [14] I. Karatzas, S. Shreve, *Brownian Motion and Stochastic Calculus* (Springer-Verlag, New York, 1998).
- [15] W. Zhao, G. Zhang, and L. Ju *SIAM Journal on Numerical Analysis* **48**, 1369–1394 (2010).
- [16] W. Zhao, Y. Li, and G. Zhang *Discrete and Continuous Dynamical Systems. Series B* **17**, 1585–1603 (2012).
- [17] G. Zhang, M. Gunzburger, and W. Zhao *J. Comp. Math.* **31**, 221-248 (2013).
- [18] W. Zhao, W. Zhang, and G. Zhang, *J. Comp. Math.* **35** 213-244 (2017).
- [19] Alfio Quarteroni, Riccardo Sacco, and Fausto Saleri. *Numerical Mathematics*, volume 332. Springer Science Business Media &, 2007.
- [20] V. Fuchs, R. A. Cairns, and C. N. Lashmore-Davis, *Phys. Fluids* **29**, 2931 September (1986).
- [21] J. R. Martin-Solis, J. D. Alvarez, and R. Sanchez, *Phys. of Plasmas*, **5**, 2370 (1998).