

Stable Throughput of Cooperative Cognitive Networks with Energy Harvesting: Finite Relay Buffer and Finite Battery Capacity

Mohamed A. Abd-Elmagid*, Tamer ElBatt*[†], Karim G. Seddik[‡], and Ozgur Ercetin[◊]

*Wireless Intelligent Networks Center (WINC), Nile University, Giza, Egypt.

[†]Dept. of EECE, Faculty of Engineering, Cairo University, Giza, Egypt.

[‡]Electronics and Communications Engineering Department, American University in Cairo, AUC Avenue, Egypt.

[◊]Faculty of Engineering and Natural Sciences, Sabanci University, Istanbul, Turkey.

email: m.abdelaziz@nu.edu.eg, telbatt@ieee.org, kseddik@aucegypt.edu, oercetin@sabanciuniv.edu

Abstract—This paper studies a generic model for cooperative cognitive radio networks where the secondary user is equipped with a finite length relaying queue as well as a finite length battery queue. Our prime objective is to characterize the stable throughput region. Nevertheless, the complete characterization of stable throughput region is notoriously difficult, since the computation of the steady state distribution of the two-dimensional Markov Chain (MC) model for both finite queues is prohibitively complex. We first propose an algorithm to characterize the stable throughput region numerically, and show its sheer computational complexity for large queue lengths. Hence, we next focus on two simpler systems, namely, finite battery queue with infinite relay queue and finite relay queue with infinite battery queue. The motivation behind the relaxation of having two finite queues at the same time is to lend tractability, explore the nature of design parameters optimization at the cognitive node and provide efficient lower computational complexity algorithms for stable throughput region characterization. For each proposed system, we investigate the maximum service rate of the cognitive node subject to stability conditions. Despite the complexity of the formulated optimization problems due to their non-convexity, we exploit the problems' structure to transform them into linear programs. Thus, we are able to solve them efficiently using standard linear programming solvers. Our numerical results demonstrate that, in practical systems, finite battery and relaying queues achieve the same level of benefits of a system with infinite queue sizes when their sizes are sufficiently large. They also reveal that the achievable stable throughput region significantly expands when the arrival rate of the energy harvesting process increases.

I. INTRODUCTION

One of the prominent challenges in wireless communication networks is to efficiently utilize the spectrum. The cognitive radio technology has the potential to improve the utilization of the scarce spectrum resource. In cognitive radio networks, better utilization of spectrum is made possible by allowing unlicensed (i.e., secondary) users (SUs) access the spectrum owned by the licensed (i.e., primary) users (PUs) [2]–[4] using spectrum underlay or spectrum overlay access techniques. Unlicensed SUs sense the spectrum for activity of licensed PUs [5], [6], and based on the sensing information, spectrum access decisions are made by the SUs. In the spectrum

underlay paradigm [7], [8], SUs transmit even if PUs are sensed to be present. Nevertheless, the spectrum occupation of the SUs is tied with a minimum quality of service (QoS) guaranteed for the PUs. This, in turn, calls for the necessity of designing efficient spectrum access schemes to maximize the SU's achievable throughput while satisfying the PU's QoS constraints. In the spectrum overlay paradigm [9], [10], SUs only access the spectrum when PUs are sensed to be idle. However, due to spectrum sensing errors, collisions are experienced by both PUs and SUs as a result of the interference between their transmissions.

The notion of cooperation in cognitive radio networks [11]–[18] is that the SU helps the PU in successfully transmitting its data packets to the destination so as to decrease the number of time slots dedicated to retransmit the PU's lost packets over its direct link. This, in turn, enhances the available time slots for the SU to access the channel and transmit its own data packets. Therefore, both the PU and SU benefit from the cooperation. In this paper, we consider a spectrum overlay cooperative cognitive network with a single PU and a single SU which can sense the channel perfectly. The SU relays the overheard unsuccessfully transmitted packets by the PU to maximize its own throughput. Unlike prior work, the SU has a finite memory to store the packets from the PU and a finite capacity battery to transmit both its own packets as well as the overheard packets of the PU. The battery is replenished by a stochastic energy harvesting process independent from packet arrivals and scheduling decisions.

Cooperative cognitive radio networks (CCRN) have recently attracted considerable attention. In [11], SU acts as a relay for delivering the PU's data packets, wherein it maximizes its achievable throughput for a given fixed throughput value demanded by the PU by optimizing its transmit power. [12] proposed two multiple-access protocols in a cooperative cognitive radio network consisting of M source terminals, a single cognitive relay and a single common destination. In [13], the SU was allowed to share the channel with the PU, and could act as a relay for transmitting successfully decoded PU's packets that were not successfully decoded by its destination. For this proposed channel access scheme with

This work was presented in part at the IEEE International Conference on Computing, Networking and Communications (ICNC), 2017 [1].

fixed scheduling probability, the stable throughput region was characterized. [14] introduced a full cooperation protocol in a wireless multiple-access system for a system composed of N users wherein each user is a source and at the same time a potential relay.

In [15], the authors proposed a cooperative strategy with probabilistic relaying. In this strategy, the SU is equipped with two infinite length queues; one is for storing its own packets and the other is for relaying the PU packets. If the PU's packet is not successfully decoded by the destination, whereas it is successfully decoded by the SU, the SU admits the PU's packet with probability a . On the other hand, when the PU is sensed idle, the SU serves its own data queue with probability b or the relaying queue with probability $1 - b$. The authors in [17] characterized the throughput region when the relaying buffer at the SU has finite length, and in [16] generalized the model studied in [15] to the scenario of having multiple cognitive nodes, and characterized the optimal transmission probability of SU that maximizes the individual achievable throughputs. In [18], the authors incorporated the overhead of forming the cooperation and the potential interference caused by SUs' transmissions. The system is modeled as a Markov decision process (MDP), and the impact of cooperation overhead and secondary interference are quantified in the actions and their rewards. Note that in [15]–[18], it was implicitly assumed that the SU is equipped with unlimited energy supply, i.e., the SU does not suffer from any energy limitations whenever it has the opportunity to access the channel. Differently from [15]–[18], in this work, we study the realistic scenario when the SU is equipped with a limited energy source. Furthermore, we investigate the effects of finite lengths for both the relaying and battery queues. It can be contemplated that the proposed system model constitutes an important step towards real systems.

The main contributions of this paper are summarized as follows:

- We introduce a generic model for cooperative cognitive radio networks, where the relaying SU is equipped with a finite capacity battery and a finite relaying queue. We exemplify the challenges of characterizing the stable throughput region, by demonstrating the intractability of obtaining a closed-form expression of the steady state distribution of the underlying two-dimensional Markov Chain. We propose a numerical method to characterize the stable throughput region numerically. However, even the numerical solution becomes intractable for large queue sizes.
- We introduce two simple approximations for the relaying SU, i.e., finite battery queue with infinite relay queue and finite relay queue with infinite battery queue. The stability conditions for each of the simpler systems are derived.
- We formulate two optimization problems to investigate the maximum achievable throughput of the SU, subject to the queue stability conditions, for each of the two simpler systems. Despite the fact that the optimization problems are non-convex, we exploit the problems' structure to

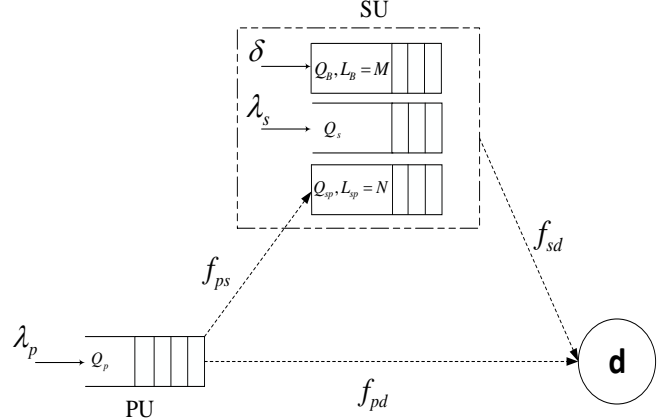


Fig. 1. System model.

re-cast them as linear programs. This, in turn, leads to efficient solutions by standard optimization tools.

- Our numerical results reveal interesting insights about the effects of finite relay and energy queues as well as the energy limitations on the achievable stable throughput region. Specifically, they quantify: 1) the expansion in the throughput region due to increasing the battery queue size, and 2) the enhancement of the maximum sustainable arrival rate of PU's data packets, corresponding to a non-zero SU's achievable throughput, due to increasing relaying queue size. They also reveal that, in practical systems, finite battery and relaying queues of sufficiently large sizes are enough to achieve the same level of benefits of a system with infinite queue sizes. Moreover, the results demonstrate the great influence of the arrival rate of the energy harvesting process at the SU on the achievable stable throughput region.

The rest of the paper is organized as follows. Section II describes the model of the system. The stable throughput region of our generic proposed CCRNs with both finite relay and battery queues is characterized in Section III. In Section IV, we provide the stability conditions for CCRNs with finite battery queue with infinite relay queue, formulate the stable throughput region optimization problem and show how to solve it. The stability conditions for CCRNs with finite relay queue and infinite battery queue, and its associated stable throughput region optimization problem are presented in Section V. We present our numerical results in Section VI. Finally, Section VII concludes the paper.

II. SYSTEM MODEL

In this paper, we study a cooperative cognitive radio network as shown in Fig. 1. The network consists of a PU and a SU transmitting their packets to a common destination d . The PU is equipped with an infinite queue (Q_p) for storing its

data packets. On the other hand, the SU is equipped with an infinite queue (Q_s) for storing its data packets and a finite queue (Q_{sp}) of length $L_{sp} = N$ for storing packets overheard from the PU. The arrival processes at the data queues, Q_p and Q_s , are modeled as Bernoulli processes with means λ_p and λ_s [19], respectively, where $0 \leq \lambda_p, \lambda_s \leq 1$. The arrival processes at both users are assumed to be independent of each other, and are independent and identically distributed across time slots. SU is equipped with an energy harvesting circuitry to generate energy to perform transmissions. The harvested energy is stored in a finite size battery modeled as a queue (Q_B) of maximum length $L_B = M$. For analytical tractability, the harvested energy is assumed to be harvested in quanta of size necessary for one transmission attempt. The energy harvesting process¹ at the SU is modeled as a Bernoulli process with mean δ [19], where $0 \leq \delta \leq 1$.

The queue sizes of Q_p and Q_s evolve as follows

$$Q_i^{t+1} = (Q_i^t - Y_i^t)^+ + X_i^t, i \in (p, s), \quad (1)$$

where Q_i^t is the number of packets at the beginning of time slot t , and X_i^t and Y_i^t are binary random variables denote the number of arriving and departing packets, respectively. In addition, $(Z)^+ = \max(Z, 0)$.

Time is slotted and one slot duration is equal to one packet transmission time. It is assumed that the SU has perfect spectrum sensing² capability. For a successful transmission, the channel should not be in outage, i.e., the received signal-to-noise ratio (SNR) at the destination should not be less than a pre-specified threshold required to successfully decode the received packet. Let f_{pd} , f_{sd} and f_{sp} denote the probability of successful transmission between the PU and destination, the SU and destination, and the SU and PU, respectively. We assume that $f_{pd} < f_{sd}$ so that we can characterize the relaying role of the SU for the PU. Moreover, acknowledgement packets (ACKs) are sent either by the destination for successfully-decoded packets from the PU or SU, or by the SU for successfully-decoded overheard packets from the PU. In order to obtain analytical characterization, we assume that ACKs are instantaneous, error-free and can be heard by all the nodes in the network similar to [15].

The proposed channel access policy is as follows. The PU has the priority to transmit a packet whenever Q_p is non-empty. If the packet is successfully decoded by the destination, the destination sends back an ACK heard by both users (PU and SU). Therefore, the packet is dropped from Q_p and exits

¹Note that the energy harvesting process at the SU is assumed to have an arrival rate always sufficient to keep the node alive to listen to the channel at every slot. This can be ensured by designing the energy harvesting system appropriately, e.g., having at least a certain size solar panel, or having higher and/or more frequent RF signal transmissions towards the SU. However, given this constant leakage of energy to keep the node alive, we are still short of energy to transmit, and arrivals in addition to leakage rate is assumed to be Bernoulli-like.

²Note that imperfect spectrum sensing leads to collisions experienced by both PU and SU due to the possible interference between their transmissions. This, in turn, degrades the achievable throughputs, and, reduces the stable throughput region.

the system. If the packet is not successfully decoded by the destination but successfully decoded by the SU, Q_{sp} either admits the packet with probability $a_{i,j}$ or discards it with probability $(1 - a_{i,j})$, $i = 0, \dots, M$ and $j = 0, \dots, N$. The packet admission probabilities depend on the number of packets in Q_B and Q_{sp} , i.e., $a_{i,j}$ is the *admission probability* when Q_B has i packets and Q_{sp} has j packets. This admission strategy, in turn, constitutes the probabilistic admission relaying policy. If the packet is buffered in Q_{sp} , the SU sends back an ACK to announce the successful reception of PU's packet. Thus, the packet is dropped from Q_p and the SU becomes responsible for delivering the PU's packet to the destination. Finally, if the packet is neither successfully decoded by the destination nor SU, or it is decoded by the SU but not admitted to Q_{sp} , then the packet is kept at Q_p for retransmission in the subsequent time slot.

When the PU is idle, the SU's packet transmission depends on the status of battery and data queues. If the battery queue is empty, then the SU is unable to transmit a packet. On the other hand, if the battery queue is not empty, the SU either transmits a packet from Q_s with probability $b_{i,j}$ or from Q_{sp} with probability $(1 - b_{i,j})$, $i = 0, \dots, M$ and $j = 0, \dots, N$. Also, note that the queue selection probability depends on the number of packets in Q_B and Q_{sp} , i.e., $b_{i,j}$ is the *selection probability* when Q_B has i packets and Q_{sp} has j packets. If the destination successfully decodes the packet, it sends back an ACK heard by the SU. Therefore, the packet is dropped from its respective queue, i.e., Q_s or Q_{sp} , and exits the system. Otherwise, the packet is kept at its queue for retransmission. In Section III, we characterize the stability conditions when all queues in the network may have infinite size.

III. GENERALIZED CCRNs WITH BOTH FINITE BATTERY AND RELAYING QUEUES

In this section, we characterize the stable throughput region of the proposed system model. We start by deriving the stability conditions of infinite length queues (Q_p and Q_s). Next, we propose a discrete time two-dimensional Markov Chain (MC) model for finite queues (Q_B and Q_{sp}). Then, we show the complexity of characterizing the steady state distribution for the underlying two-dimensional MC with diagonal transitions. Afterwards, we characterize the stable throughput region numerically showing the impact of different system design parameters. Finally, we propose a simpler scheme in which the admission and selection probabilities ($a_{i,j}$ and $b_{i,j}$) are the same among most of the states, to accommodate the sheer complexity of numerical computations as the queues' lengths become large.

A. Stability conditions for infinite queues (Q_p and Q_s)

Loyne's theorem [20] provides the stability condition for an infinite size queue. The theorem states that if the queue arrival and service processes are stationary, the queue is stable if and only if the packet arrival rate is strictly less than the packet service rate. Note that Q_B and Q_{sp} are finite queues; therefore,

the number of packets in each of them will never grow to infinity since it is upper bounded by M and N , respectively.

A packet leaves Q_p if it is either successfully decoded by the destination or successfully decoded by the SU and admitted to the relaying buffer (Q_{sp}). Therefore, the service rate of Q_p is given by

$$\mu_p = f_{pd} + (1 - f_{pd}) f_{ps} \sum_{i=0}^M \sum_{j=0}^N a_{i,j} \pi_{i,j}, \quad (2)$$

where $\pi_{i,j}$ denotes the steady state probability that Q_B has i packets and Q_{sp} has j packets at a given time slot, $i = 0, \dots, M$ and $j = 0, \dots, N$. Therefore, the stability condition for Q_p is given by

$$\lambda_p < f_{pd} + (1 - f_{pd}) f_{ps} \sum_{i=0}^M \sum_{j=0}^N a_{i,j} \pi_{i,j}. \quad (3)$$

Similarly, a packet leaves Q_s if Q_p is empty with probability $1 - \frac{\lambda_p}{\mu_p}$, Q_B is not empty or it is empty but there is an energy packet arrival, Q_s is selected for transmission with probability $b_{i,j}$ and the destination successfully decodes the packet with probability f_{sd} . Thus, the stability condition for Q_s can be expressed as

$$\lambda_s < \left(1 - \frac{\lambda_p}{\mu_p}\right) f_{sd} \left(\sum_{i=1}^M \sum_{j=0}^N b_{i,j} \pi_{i,j} + \delta \sum_{j=0}^N b_{0,j} \pi_{0,j} \right). \quad (4)$$

Note that the service rates of Q_s and Q_{sp} depend on the state of the battery queue (Q_B) at the secondary user and vice versa. This dependency, in turn, leads to an interacting system of queues and complicates the characterization of the stable throughput region. In the sequel, we use the concept of Dominant System approach [21] where we assume that Q_s and Q_{sp} have dummy packets to transmit when they are empty and, hence, the service rate of Q_B becomes only dependent on the PU's status. This system stochastically dominates our system since the lengths of the SU's queues in the dominant system are always larger than that of our system if both systems start from the same initial state, have the same arrivals and encounter the same packet losses.

Now, we calculate the steady state distribution of Q_B and Q_{sp} ($\pi_{i,j}$) in order to fully characterize the stable throughput region. Consequently, we will investigate the optimal admission and selection probabilities ($a_{i,j}$ and $b_{i,j}$) in order to maximize the service rate of SU subject to queue stability conditions.

B. Discrete time two-dimensional MC model for Q_B and Q_{sp}

Q_B and Q_{sp} can be modeled as a discrete time two-dimensional MC. The MC is shown in Fig. 2 where state (i, j) denotes that the number of packets in Q_B and Q_{sp} are i and j , respectively. The probability of moving from state (i, j) to state $(i+1, j+1)$ is the probability that Q_p is non-empty, an energy

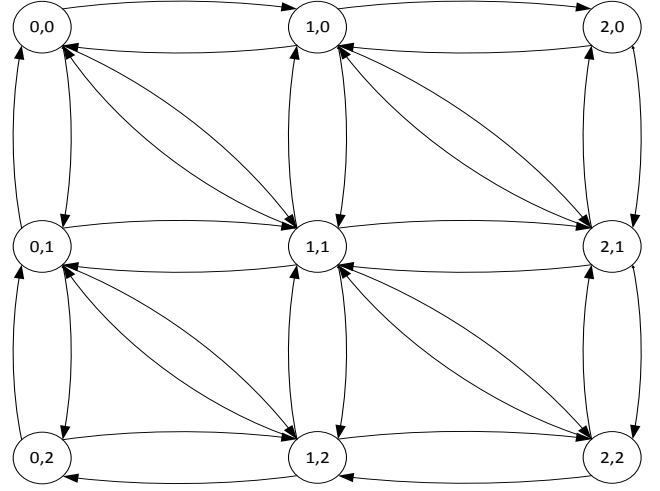


Fig. 2. Discrete time two-dimensional MC model for Q_{sp} and Q_B , where $M = N = 2$.

packet arrives at Q_B , the PU's packet is not successfully decoded at the destination, the SU successfully decodes the packet and Q_{sp} admits the packet. Hence, $P_{i,j \rightarrow i+1,j+1}$ can be expressed as

$$P_{i,j \rightarrow i+1,j+1} = \frac{\lambda_p}{\mu_p} \delta (1 - f_{pd}) f_{ps} a_{i,j}. \quad (5)$$

The probability of moving from state (i, j) to state $(i-1, j-1)$ is the probability that Q_p is empty, there is no energy packet arrival at Q_B , Q_{sp} is selected for transmission and the packet is successfully decoded at the destination. Therefore, $P_{i,j \rightarrow i-1,j-1}$ is given by

$$P_{i,j \rightarrow i-1,j-1} = \left(1 - \frac{\lambda_p}{\mu_p}\right) (1 - \delta) f_{sd} (1 - b_{i,j}). \quad (6)$$

The probability of moving from state (i, j) to state $(i+1, j)$ is the probability that Q_p is non-empty, there is an energy packet arrival at Q_B and the PU's packet is either successfully decoded by the destination or not successfully decoded by the destination but not successfully decoded at the SU and admitted at the same time. Therefore, $P_{i,j \rightarrow i+1,j}$ is given by

$$P_{i,j \rightarrow i+1,j} = \frac{\lambda_p}{\mu_p} \delta (f_{pd} + (1 - f_{pd}) (1 - f_{ps} a_{i,j})), \quad (7)$$

The probability of moving from state (i, j) to state $(i, j+1)$ is the probability that Q_p is non-empty, there is no energy packet arrival at Q_B and the PU's packet is not successfully decoded by the destination but successfully decoded by the SU and admitted to the relaying buffer. Therefore, $P_{i,j \rightarrow i,j+1}$ is given by

$$P_{i,j \rightarrow i,j+1} = \frac{\lambda_p}{\mu_p} (1 - \delta) (1 - f_{pd}) f_{ps} a_{i,j}, \quad (8)$$

The probability of moving from state (i, j) to state $(i, j-1)$ is the probability that Q_p is empty, there is an energy packet arrival at Q_B , Q_{sp} is selected for transmission and the packet is successfully decoded at the destination. Therefore, $P_{i,j \rightarrow i,j-1}$ is given by

$$P_{i,j \rightarrow i,j-1} = \left(1 - \frac{\lambda_p}{\mu_p}\right) \delta f_{sd} (1 - b_{i,j}), \quad (9)$$

The probability of moving from state (i, j) to state $(i-1, j)$ is the probability that Q_p is empty, there is no energy packet arrival at Q_B and Q_s is selected for transmission or Q_{sp} is selected for transmission but the transmitted packet is not successfully decoded by the destination. Therefore, $P_{i,j \rightarrow i-1,j}$ is given by

$$P_{i,j \rightarrow i-1,j} = \left(1 - \frac{\lambda_p}{\mu_p}\right) (1 - \delta) (b_{i,j} + (1 - b_{i,j})(1 - f_{sd})). \quad (10)$$

Given the fact that both battery and relay queues are of finite size, there exists some states with special properties. We now highlight those states and show the impact of their properties on their transition probabilities as follows:

- States with an empty relay queue (Q_{sp}), i.e., $i = 0, \dots, M$ and $j = 0$: We set the selection probabilities of those states to 1, i.e., $b_{i,j} = 1$, in order to prevent wasting any time slots when the SU has the opportunity to access the channel. This, in turn, will effect the transition probabilities as follows

$$P_{i,j \rightarrow i,j-1} = 0, \quad (11)$$

$$P_{i,j \rightarrow i-1,j} = \left(1 - \frac{\lambda_p}{\mu_p}\right) (1 - \delta), \quad (12)$$

$$P_{i,j \rightarrow i-1,j-1} = 0. \quad (13)$$

- States with a full relay queue (Q_{sp}), i.e., $i = 0, \dots, M$ and $j = N$: We set the admission probabilities of those states to 0, i.e., $a_{i,j} = 0$, since the relay does not have capability to admit any new packets whenever it is full. Hence, transition probabilities at these states are given as

$$P_{i,j \rightarrow i+1,j+1} = 0, \quad (14)$$

$$P_{i,j \rightarrow i+1,j} = \frac{\lambda_p}{\mu_p} \delta, \quad (15)$$

$$P_{i,j \rightarrow i,j+1} = 0. \quad (16)$$

- States with full battery queue at the time when the PU is active, i.e., $i = M$ and $j = 0, \dots, N-1$: We set the energy arrival rate of those states at the time of the PU's activity to 0, i.e., $\delta = 0$, since the energy can not be stored in the battery. Hence, the transition probability from state (i, j) to state $(i, j+1)$ becomes

$$P_{i,j \rightarrow i,j+1} = \frac{\lambda_p}{\mu_p} (1 - f_{pd}) f_{ps} a_{i,j}. \quad (17)$$

The existence of diagonal transitions, i.e., $P_{i,j \rightarrow i-1,j-1}$ and $P_{i,j \rightarrow i+1,j+1}$, complicates the solution of the balance equations along with the normalization equation $\sum_{i=0}^{i=M} \sum_{j=0}^{j=N} \pi_{i,j} = 1$. Consequently, the product-form solution of the MC is not possible and there is no closed-form expressions for the steady state probabilities. It is worth mentioning that various approximation techniques for the solution of multidimensional MCs have been extensively used in the literature [22], e.g., equilibrium point analysis (EPA). However, these approaches rely on approximating the stationary probability distribution of the MC by a unit impulse located at a point in the state space where the system is at equilibrium. Thus, we can not employ these methods to obtain closed-form expressions for the steady state probabilities so that we can tune the admission and selection probabilities to achieve the maximum SU's service rate subject to stability conditions. Hence, in the next subsection, we propose an algorithm to numerically characterize the stable throughput region.

C. Proposed algorithm for characterizing the stable throughput region numerically

Tuning the admission and selection probabilities so as to maximize the SU's throughput calls for having closed-form expressions for the steady state distribution of the two-dimensional MC model. Our proposed algorithm is based on discretizing each of the admission and selection probabilities to a number of values, and then investigating the optimal combination of different probabilities that leads to the maximum achievable SU's throughput. Note that the computational complexity of the algorithm increases with the number of states, i.e., as the lengths of Q_B and Q_{sp} increase. We will specifically highlight this complexity after presenting our proposed algorithm.

Algorithm 1 presents our proposed method to obtain the maximum achievable throughput of the SU (μ_p^*) for a given arrival rate of PU (λ_p). For each combination of different admission and selection probabilities, we calculate the SU's achievable throughput as follows. Note that the transition probabilities (5)-(10) are functions of μ_p , where μ_p is a function of the steady state distribution ($\pi_{i,j}$) from (2). Therefore, we start by searching for the value of μ_p and ($\pi_{i,j}$) for which both the transition probabilities and (2) are satisfied, in an iterative manner. More specifically, the steady state distribution is evaluated for each feasible value of μ_p , and then the evaluated steady state distribution is used to compute the estimated value of μ_p in Algorithm 1 ($\bar{\mu}_p(Comb_{counter}, \mu_p)$) from (2). Next, we choose the value of μ_p which minimizes $|\bar{\mu}_p(Comb_{counter}, \mu_p) - \mu_p|$. Using the evaluated value of μ_p and the steady state distribution, we compute the SU's achievable throughput for each combination of admission and selection probabilities. Finally, the optimal SU's throughput will be the maximum achievable one among all achievable throughputs for different all combinations.

The computational complexity of Algorithm 1 is determined by two main factors: 1) The number of combinations

Algorithm 1 Evaluating the maximum achievable throughput of the SU for a given λ_p ($\mu_s^*(\lambda_p)$).

Input = $(\lambda_p, f_{pd}, f_{ps}, f_{sd}, \delta)$, Output = $\mu_s^*(\lambda_p)$.

1. **for** $Comb_{counter} = 1 : Comb_{num}$
 - 1) **for** $\mu_p = \lambda_p + \epsilon : \theta : f_{pd} + (1 - f_{pd}) f_{ps}$
 - (1) **Compute** $\pi_{i,j}(Comb_{counter}, \mu_p)$.
 - (2) **Compute** $\bar{\mu}_p(Comb_{counter}, \mu_p)$ from (2).
 - 2) **end for**
 - 3) **Set** $\mu_p^*(Comb_{counter}) = \arg \min_{\mu_p} | \bar{\mu}_p(Comb_{counter}, \mu_p) - \mu_p |$.
 - 4) **Compute** $\mu_s(Comb_{counter})$ from (4).
2. **end for**
3. **Set** $\mu_s^*(\lambda_p) = \arg \max_{\mu_s(Comb_{counter})} \mu_s(Comb_{counter})$.

($Comb_{num}$) of different selection and admission probabilities, and 2) The increment step size θ for μ_p . Recall that each state $\pi_{i,j}$ is associated with an admission probability $a_{i,j}$ and a selection probability $b_{i,j}$, and there are some states which have deterministic values for either admission or selection probabilities. The number of combinations $Comb_{num}$ can be expressed as $D_{num}^{(M+1)(N-1)}$, where D_{num} is the number of discrete values that each of the admission and selection probabilities could take. Therefore, the total number of function evaluations for Algorithm 1 is given by $Comb_{num}(2+c)+1$, where c denotes the number of iterations of the loop in step 1) and is given by $\frac{f_{pd} + (1 - f_{pd}) f_{ps} - (\lambda_p + \epsilon)}{\theta} + 1$.

It is clear that the computational complexity increases exponentially as the queues' lengths (M and N) increase. This, in turn, makes the computational time practically infeasible as the lengths of Q_{sp} and Q_B become large, and it becomes not possible to even characterize the stable throughput region numerically. Motivated by this sheer computational complexity, we relax the assumption of having state-dependent admission and selection probabilities when M and N are relatively large, and consider that all states, except for those which have either deterministic admission or selection probabilities, have equal admission and selection probabilities. This assumption greatly reduces the computational complexity and also enables us to characterize the stable throughput region for systems with large queues' lengths, as will be shown in the numerical results (Section VI).

In Fig. 3a, we plot the maximum achievable throughput of the SU (μ_s) with respect to the arrival rate of PU's data packets (λ_p), for different combinations of queues' lengths. If it is not stated otherwise, we use the following parameters $f_{pd} = 0.3$, $f_{ps} = 0.4$, $f_{sd} = 0.8$ and $\delta = 0.5$ in the numerical experiments throughout the paper. It is observed that for a fixed relay queue length $N = 1$, increasing the length of the battery queue (M) leads to an expansion in the achievable throughput region. This is explained by the fact that increasing M leads to the ability of storing more energy packets. Therefore, the steady state probability that the battery queue is capable of supporting the transmission of the SU's packets increases and,

hence, the maximum SU's achievable throughput increases as well. On the other hand, for a fixed $M = 1$, we observe that as N increases, the maximum sustainable arrival rate of PU's data packets, which is corresponding to a non-zero μ_s , increases. This is attributed to the fact that as N increases, the cooperation between the PU and SU becomes more valuable for the PU such that more PU's data packets could be stored at Q_{sp} and served by the SU.

Fig. 3b shows the effect of the arrival rate of the harvested energy packets at the SU on the achievable stable throughput region. Towards that, we fix $N = 3$ and $M = 3$, and plot the stable throughput region for different values of δ ($\delta = 0.1, 0.3, 0.5, 0.7, 0.9$, and 1). Increasing δ leads to having a higher probability of harvesting an energy packet each time slot, which in turn increases the probability of having non-empty Q_B at the time when the SU has the ability to access the channel. Therefore, for $\delta \leq 0.5$, it is observed that as δ increases, both the SU's maximum achievable throughput and PU's maximum sustainable arrival rate increase. On the other hand, for $\delta > 0.5$, increasing δ leads to a higher maximum achievable throughput for the SU since the maximum sustainable arrival rate of PU's data packets is restricted by the limited size of the relay length.

In order to investigate the optimization of design parameters at the SU and provide efficient lower computational complexity algorithms for stable throughput region's characterization, we relax the constraint of having two finite queues in the subsequent two sections. Specifically, we focus on two simpler systems, namely, finite battery queue with infinite relay queue in Section IV and finite relay queue with infinite battery queue in Section V.

IV. FINITE BATTERY QUEUE WITH INFINITE RELAY QUEUE

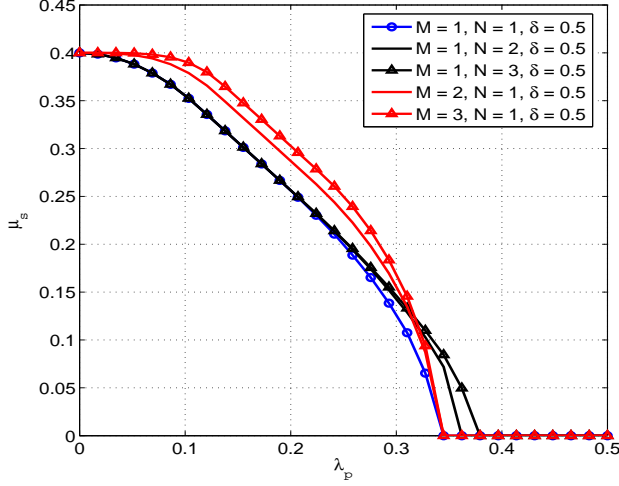
A. Stability conditions

Under this setting, we assume that Q_B has a maximum finite length M , but Q_{sp} may have an infinite queue length. Note that the admission and selection probabilities (a_i and b_i for $i = 0, \dots, M$) become only dependent on the state of Q_B . It is worth nothing that the stability conditions for Q_p and Q_s , given by (3) and (4), will reduce to the following expressions

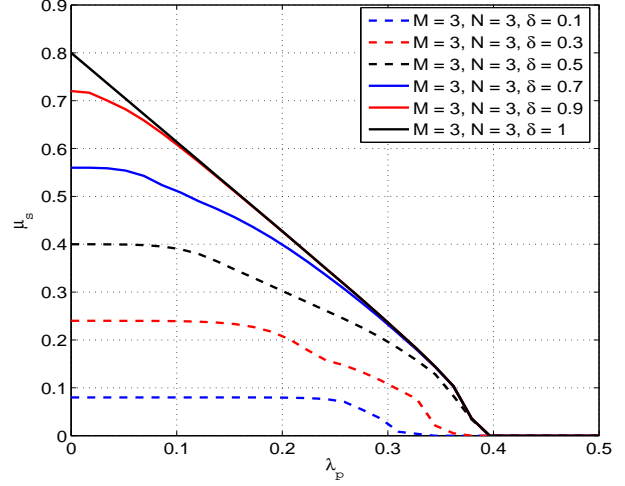
$$\lambda_p < f_{pd} + (1 - f_{pd}) f_{ps} \sum_{i=0}^M a_i \pi_i^B, \quad (18)$$

$$\lambda_s < \left(1 - \frac{\lambda_p}{\mu_p}\right) f_{sd} \left(\sum_{i=1}^M b_i \pi_i^B + \delta b_0 \pi_0^B \right), \quad (19)$$

respectively, where π_i^B is the steady state probability that Q_B has i energy packets at a given time slot. By applying Loynes theorem, the stability condition for Q_{sp} can be derived as follows. A packet is buffered at Q_{sp} if Q_p is not empty which happens with probability $1 - \frac{\lambda_p}{\mu_p}$. In addition, the packet is not successfully decoded by the destination which happens with probability $1 - f_{pd}$, whereas it is successfully decoded by the



(a) The stable throughput region for different combinations of queues' lengths.



(b) The stable throughput region for different values of δ .

Fig. 3. Generalized CCRNs with both finite battery and relaying queues.

SU which happens with probability f_{ps} and is admitted to Q_{sp} which has a probability of $1 - a_i$, $i = 0, 1, \dots, M$. Thus, λ_{sp} is given by

$$\lambda_{sp} = \frac{\lambda_p}{\mu_p} (1 - f_{pd}) f_{ps} \sum_{i=0}^M a_i \pi_i^B. \quad (20)$$

On the other hand, a packet leaves Q_{sp} if Q_p is empty which happens with probability $\frac{\lambda_p}{\mu_p}$, Q_B is not empty or it is empty but there is an energy packet arrival, Q_{sp} is selected for transmission which happens with probability $1 - b_i$, $i = 0, 1, \dots, M$, and the packet is successfully decoded at the destination with probability f_{sd} . Therefore, μ_{sp} and the stability condition for Q_{sp} are given respectively by

$$\mu_{sp} = \left(1 - \frac{\lambda_p}{\mu_p}\right) f_{sd} \left(\sum_{i=1}^M (1 - b_i) \pi_i^B + \delta(1 - b_0) \pi_0^B \right), \quad (21)$$

$$\lambda_{sp} < \mu_{sp}. \quad (22)$$

In order to fully characterize the stability region, we shall now calculate the steady state probabilities of Q_B (π_i^B for $i = 0, \dots, M$). Q_B can be modeled as a discrete time M|M|1|M³ queue. The MC is shown in Fig. 4 where state i denotes that the number of packets in Q_B . Let λ_i^B and μ_i^B denote the probability of moving from state i to state $i + 1$ and the probability of moving from state i to state $i - 1$, respectively. λ_i^B is the probability that Q_p is not empty and an energy packet arrives at Q_B . On the other hand, μ_i^B is the probability that Q_p is non-empty and there is no arriving

³Note that, according to Kendall's notation, the first two M letters indicate that the arrival and service processes are Markovian whereas the last M letter demonstrates that Q_B has a maximum finite length M.

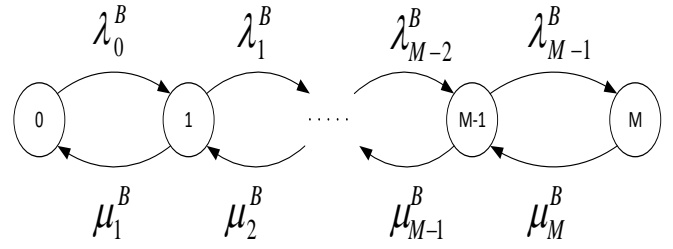


Fig. 4. Discrete time MC model for Q_B in finite battery queue with infinite relay queue system.

energy packet. Thus, using the balance equations, the steady state probabilities of Q_B are given by

$$\pi_{i+1}^B = \frac{\delta \frac{\lambda_p}{\mu_p}}{\left(1 - \frac{\lambda_p}{\mu_p}\right) (1 - \delta)} \pi_i^B, \quad (23)$$

where $i = 0, 1, \dots, M - 1$. Applying the normalization condition

$$\sum_{i=0}^M \pi_i^B = 1, \quad (24)$$

along with (23), the steady state distribution of Q_B can be completely characterized.

The main results of this subsection can be summarized in the following proposition.

Proposition 1. Given a_i and b_i , $i = 0, 1, \dots, M$, the finite battery queue with infinite relay queue system is stable if the arrival rates of Q_p , Q_s and Q_B satisfy the following conditions:

$$\lambda_p < f_{pd} + (1 - f_{pd}) f_{ps} \sum_{i=0}^M a_i \pi_i^B,$$

$$\lambda_s < \left(1 - \frac{\lambda_p}{\mu_p}\right) f_{sd} \left(\sum_{i=1}^M b_i \pi_i^B + \delta b_0 \pi_0^B\right),$$

$$\lambda_{sp} < \mu_{sp},$$

where λ_{sp} and μ_{sp} are given by (20) and (21), respectively. π_i^B , $i = 0, 1, \dots, M$, can be obtained by solving equations (23) and (24).

B. SU's throughput maximization problem

The SU's service rate maximization problem for finite battery queue with infinite relay queue system can be formulated as

$$\mathbf{P1} : \quad \max_{a_i, b_i, \pi_i^B, \mu_p} \left(1 - \frac{\lambda_p}{\mu_p}\right) f_{sd} \left(\sum_{i=1}^M b_i \pi_i^B + \delta b_0 \pi_0^B\right)$$

$$\text{s.t.} \quad \lambda_p < \mu_p,$$

$$\mu_p = f_{pd} + (1 - f_{pd}) f_{ps} \sum_{i=0}^M a_i \pi_i^B,$$

$$\lambda_{sp} < \mu_{sp},$$

$$0 \leq \pi_i^B, a_i, b_i \leq 1, \quad i = 0, \dots, M,$$

$$(23), (24), \quad (25)$$

where λ_{sp} and μ_{sp} are given by (20) and (21), respectively.

It is worth nothing that **P1** is a non-convex optimization problem. However, we exploit the problem structure in order to transform it into a linear program. More specifically, by defining the new variables

$$x_i = a_i \pi_i^B, y_i = b_i \pi_i^B, \quad i = 0, \dots, M, \quad (26)$$

P1 reduces into a linear program for a given μ_p as follows. First, we have the following constraints on the new defined variables

$$0 \leq x_i, y_i \leq \pi_i^B, \quad i = 0, \dots, M. \quad (27)$$

Second, we can rewrite the constraint in (22) as

$$\sum_{i=0}^M x_i < \frac{f_{sd}(\mu_p - \lambda_p)}{\lambda_p f_{ps} (1 - f_{pd})} \left(\sum_{i=1}^M (\pi_i^B - y_i) + \delta (\pi_0^B - y_0)\right). \quad (28)$$

Finally, by substituting with the new defined variables into the objective function and the remaining constraints, **P1** turns

Algorithm 2 Evaluating the maximum achievable throughput of the SU for a given λ_p (Finite battery queue with infinite relay queue).

Input = $(\lambda_p, f_{pd}, f_{ps}, f_{sd}, \delta)$, Output = $\mu_s^*(\lambda_p)$.

1. **for** $\mu_p = \max(\lambda_p, f_{pd})$: $\theta : f_{pd} + (1 - f_{pd}) f_{ps}$
 - 1) Compute $\mu_s^*(\mu_p)$ from **P1***
2. **end for**
3. **Set** $\mu_p^* = \arg \max_{\mu_p} \mu_s^*(\mu_p)$.
4. **Set** $\mu_s^*(\lambda_p) = \mu_s^*(\mu_p^*)$.

out to be a linear program for a given μ_p and can be expressed as follows

$$\mathbf{P1}^* : \quad \max_{x_i, y_i, \pi_i^B} \left(1 - \frac{\lambda_p}{\mu_p}\right) f_{sd} \left(\sum_{i=1}^M y_i + \delta y_0\right)$$

$$\text{s.t.} \quad \mu_p = f_{pd} + (1 - f_{pd}) f_{ps} \sum_{i=0}^M x_i, \quad (29)$$

$$0 \leq \pi_i^B \leq 1, \quad i = 0, \dots, M,$$

$$(23), (24), (27), (28).$$

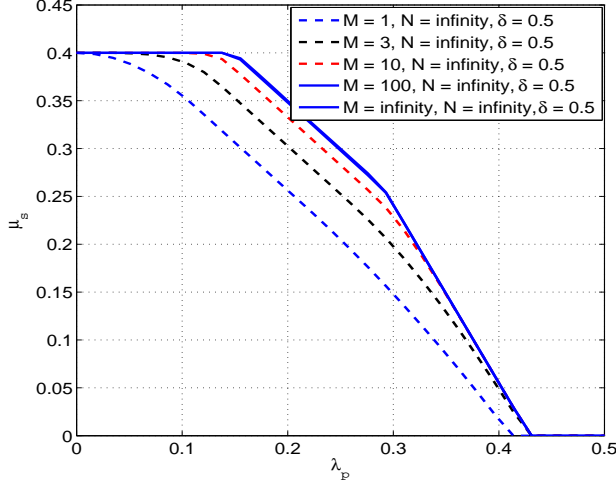
From (18), the feasible values of μ_p over which the linear program is solved are given by

$$\max(\lambda_p, f_{pd}) \leq \mu_p \leq f_{pd} + (1 - f_{pd}) f_{ps}. \quad (30)$$

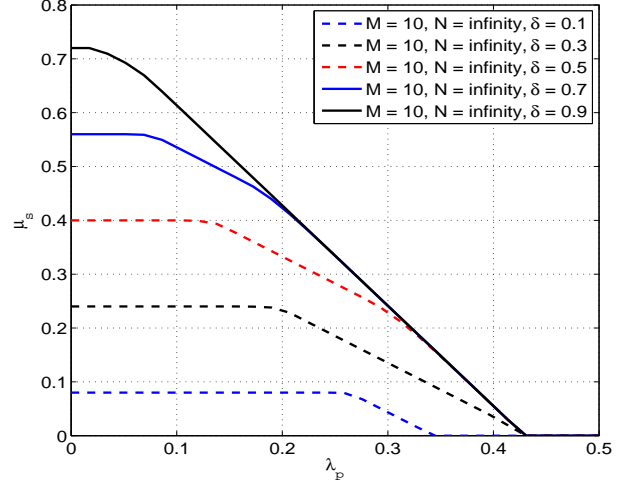
We now show how to obtain the maximum achievable throughput of the SU for a given λ_p using Algorithm 2. For a given λ_p , the feasible range of μ_p 's values is defined by (30). For each feasible μ_p , the maximum SU's achievable throughput is obtained by solving **P1***. Afterwards, we search for the optimal value of μ_p which achieves the maximum throughput in the feasible range of μ_p 's values. Finally, the obtained optimal value of $\mu_p(\mu_p^*)$ is used to evaluate the optimal SU's achievable throughput ($\mu_s^*(\lambda_p)$). We use standard optimization tools, e.g., CVX [23], to obtain the optimal solution.

Fig. 5a compares the achievable stable throughput region of a baseline cooperative cognitive radio with infinite size battery and relay queues with that of **P1*** for different values of maximum battery queue length ($M = 1, 3, 10$ and 100). As expected, the stable throughput region obtained by **P1*** expands as M increases. Increasing M decreases the probability of Q_B being empty and the drop of energy packets due to overflow. Therefore, the service rate of the SU increases with M . It is observed also that the system with finite battery length $M = 100$ achieves the same stable throughput region as in the scenario of having infinite battery length. Hence, in practical systems, a finite battery capacity of a sufficient size ($M = 100$) is enough to reap the same level of benefits of a system with infinite size battery.

In Fig. 5b, we demonstrate the effect of the arrival rate of the harvested energy packets at the SU on the stable throughput region for finite battery queue with infinite relay queue system (**P1***). To this end, we fix $M = 10$ and plot the stable



(a) The stable throughput region for different values of M .



(b) The stable throughput region for different values of δ .

Fig. 5. Finite battery queue with infinite relay queue system.

throughput region for different values of δ ($\delta = 0.1, 0.3, 0.5, 0.7$ and 0.9). It is observed that as the average arrival rate of the harvested energy packets increases, the throughput region expands. This happens since as the average arrival rate of harvested energy packets increases the likelihood that Q_B is empty decreases. That, in turn, manages the SU to achieve larger service rate (μ_s) for a given PU packet arrival rate (λ_p).

V. FINITE RELAY QUEUE WITH INFINITE BATTERY QUEUE

A. Stability conditions

Under this setting, we assume that Q_{sp} remains with finite length N , but Q_B becomes an infinite size queue. Although the effects of finite size relay queue were studied in [17], it was implicitly assumed that the system has no energy limitation, i.e., the SU always has energy packets to transmit whenever it has the opportunity to access the channel. On the contrary, in this subsection, we focus on the more interesting practical scenario of having a limited-energy system. The energy limitation is characterized through the fact that there is a non-zero probability of having an empty Q_B for a certain range of λ_p 's values. Thus, the number of energy packets inside Q_B will never grow to infinity for such range of λ_p 's values and we will have a limited-energy system.

In this scenario, the admission and selection probabilities (a_j and b_j for $j = 0, \dots, N$) become only dependent on the state of (Q_{sp}). Recall that $a_N = 0$ to prevent Q_{sp} from admitting any overheard PU's packet when it is full, and $b_0 = 1$ to prevent allocating any transmission time slots for Q_{sp} when it is empty. The stability condition for Q_p , given by (3), will reduce to the following expression

$$\lambda_p < f_{pd} + (1 - f_{pd}) f_{ps} \sum_{j=0}^N a_j \pi_j^{sp}, \quad (31)$$

where π_j^{sp} is the steady state probability that Q_{sp} has j packets at a given time slot. The probability of moving from state i to state $i + 1$ at Q_B is the probability that Q_p is non-empty and there is an energy packet arrival. Thus, the probability of moving from state i to state $i + 1$ at Q_B can be expressed as

$$\lambda_B = \delta \frac{\lambda_p}{\mu_p}. \quad (32)$$

On the other hand, due to applying the dominant system approach, the probability of moving from state i to state $i - 1$ at Q_B is the probability that Q_p is empty and there is no energy packet arrival. Therefore, the probability of moving from state i to state $i - 1$ at Q_B can be expressed as

$$\mu_B = \left(1 - \frac{\lambda_p}{\mu_p}\right) (1 - \delta). \quad (33)$$

Depending on the relationship between λ_B and μ_B , the energy available at Q_B is determined. If λ_B is strictly less than μ_B , the probability that Q_B is capable of supporting the transmission of the SU's packet will be $\delta / \left(1 - \frac{\lambda_p}{\mu_p}\right)$, and it is the sum of the two probabilities: i) the probability of having non-empty Q_B which is λ_B / μ_B and ii) the probability of having an empty Q_B but there is an energy packet arrival which is $\delta \left(1 - \frac{\lambda_B}{\mu_B}\right)$. On the other hand, when μ_B is greater than or equal to λ_B , the number of energy packets inside Q_B will grow to infinity and the system will be considered as being equipped with unlimited-energy supply. Thus, the stability condition for Q_s , given by (4), reduces to the following

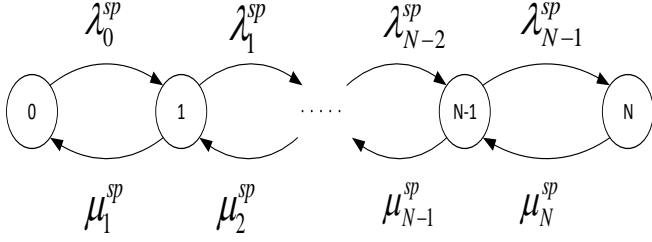


Fig. 6. Discrete time MC model for Q_{sp} in finite relay queue with infinite battery queue system.

expression

$$\lambda_s < \begin{cases} \left(1 - \frac{\lambda_p}{\mu_p}\right) f_{sd} \frac{\delta}{1 - \frac{\lambda_p}{\mu_p}} \sum_{j=0}^N b_j \pi_j^{sp}, & \lambda_B < \mu_B \\ \left(1 - \frac{\lambda_p}{\mu_p}\right) f_{sd} \sum_{j=0}^N b_j \pi_j^{sp}, & \lambda_B \geq \mu_B. \end{cases} \quad (34)$$

Next, we calculate the steady state distribution of Q_{sp} . Q_{sp} can be modeled as a discrete time M|M|1|N queue. The MC is shown in Fig. 4 where state j denotes that the number of packets in Q_{sp} is j . Let λ_j^{sp} and μ_j^{sp} denote the probability of moving from state j to state $j+1$ and the probability of moving from state j to state $j-1$, respectively. λ_j^{sp} is the probability that Q_p is not empty, the packet is not successfully decoded by the destination, whereas it is successfully decoded by the SU and is admitted to Q_{sp} . On the other hand, μ_j^{sp} is the probability that Q_p is empty, Q_B is capable of supporting the transmission of the SU's packet, Q_{sp} is selected for transmission and the packet is successfully decoded at the destination. Thus, using the balance equations, the steady state probabilities of Q_{sp} are given by

$$\pi_{j+1}^{sp} = \frac{\lambda_j^{sp}}{\mu_{j+1}^{sp}} \pi_j^{sp}, \quad (35)$$

where $j = 0, 1, \dots, N-1$, and λ_j^{sp} and μ_{j+1}^{sp} are given respectively by

$$\lambda_j^{sp} = \frac{\lambda_p}{\mu_p} f_{ps} (1 - f_{pd}) a_j, \quad (36)$$

$$\mu_{j+1}^{sp} = \begin{cases} \delta f_{sd} (1 - b_{j+1}), & \lambda_B < \mu_B \\ \left(1 - \frac{\lambda_p}{\mu_p}\right) f_{sd} (1 - b_{j+1}), & \lambda_B \geq \mu_B. \end{cases} \quad (37)$$

Applying the normalization condition

$$\sum_{i=0}^N \pi_i^{sp} = 1, \quad (38)$$

along with (35), the steady state distribution of Q_{sp} can be completely characterized. In the next subsection, we formulate

the stable throughput region optimization problem and discuss its solution.

The main results of this subsection can be summarized in the following proposition.

Proposition 2. Given a_j and b_j , $i = 0, 1, \dots, N$, the finite relay queue with infinite energy queue system is stable if the arrival rates of Q_p and Q_s satisfy the following conditions:

$$\lambda_p < f_{pd} + (1 - f_{pd}) f_{ps} \sum_{j=0}^N a_j \pi_j^{sp},$$

$$\lambda_s < \begin{cases} \left(1 - \frac{\lambda_p}{\mu_p}\right) f_{sd} \frac{\delta}{1 - \frac{\lambda_p}{\mu_p}} \sum_{j=0}^N b_j \pi_j^{sp}, & \lambda_B < \mu_B \\ \left(1 - \frac{\lambda_p}{\mu_p}\right) f_{sd} \sum_{j=0}^N b_j \pi_j^{sp}, & \lambda_B \geq \mu_B. \end{cases},$$

where π_j^{sp} , $j = 0, 1, \dots, N$, can be obtained by solving equations (35) and (38).

B. SU's throughput maximization problem

The SU's service rate maximization problem of finite relay queue with infinite size battery for a given λ_p , when $\lambda_B < \mu_B$, can be formulated as

$$\begin{aligned} \mathbf{P2} : \quad & \max_{a_j, b_j, \pi_j^{sp}, \mu_p} \delta f_{sd} \sum_{j=0}^N b_j \pi_j^{sp} \\ \text{s.t.} \quad & \lambda_p < \mu_p, \\ & \mu_p = f_{pd} + (1 - f_{pd}) f_{ps} \sum_{j=0}^N a_j \pi_j^{sp}, \\ & \pi_{j+1}^{sp} = \frac{\lambda_p f_{ps} (1 - f_{pd}) a_j}{f_{sd} \delta (1 - b_{j+1})} \pi_j^{sp}, \quad j = 0, \dots, N-1, \\ & \sum_{i=0}^N \pi_i^{sp} = 1, \\ & a_N = 0, \quad b_0 = 1, \\ & 0 \leq a_j, b_j, \pi_j^{sp} \leq 1, \quad j = 0, \dots, N. \end{aligned} \quad (39)$$

By inspecting **P2**, we can easily see that it is a non-convex optimization problem. However, similar to **P1**, **P2**'s structure can be exploited to transform it into a linear program for a given μ_p . Recall that, from (31), the feasible values of μ_p over which the linear program runs are given by (30).

By defining the new variables

$$x_j = a_j \pi_j^{sp}, y_j = b_j \pi_j^{sp}, \quad j = 0, \dots, N, \quad (40)$$

P2 reduces into a linear program for a given μ_p as follows. First, we have the following constraints on the new defined variables

$$0 \leq x_j, y_j \leq \pi_j^{sp}, \quad j = 0, \dots, N. \quad (41)$$

Second, we can rewrite the constraint in (35) as

$$\pi_{j+1}^{sp} - y_{j+1} = \frac{\lambda_p f_{ps} (1 - f_{pd})}{\mu_p f_{sd} \delta} x_j, \quad j = 0, \dots, N-1. \quad (42)$$

Finally, by substituting the new defined variables into the objective function and the remaining constraints, **P2** turns out to be a linear program for a given μ_p and can be expressed as follows

$$\begin{aligned} \mathbf{P2}^* : \quad & \max_{x_j, y_j, \pi_j^{sp}} \delta f_{sd} \sum_{j=0}^N y_j \\ \text{s.t.} \quad & \mu_p = f_{pd} + (1 - f_{pd}) f_{ps} \sum_{j=0}^N x_j, \\ & x_N = 0, \quad y_0 = \pi_0^{sp}, \\ & 0 \leq \pi_j^{sp} \leq 1, \quad j = 0, \dots, N, \\ & \sum_{i=0}^N \pi_i^{sp} = 1, \\ & (41), (42). \end{aligned} \quad (43)$$

Following the same approach applied to **P2**, the SU's service rate maximization problem of finite relay queue with infinite battery queue for a given λ_p , when $\lambda_B \geq \mu_B$, can be formulated as

$$\begin{aligned} \mathbf{P3} : \quad & \max_{x_j, y_j, \pi_j^{sp}} \left(1 - \frac{\lambda_p}{\mu_p}\right) f_{sd} \sum_{j=0}^N y_j \\ \text{s.t.} \quad & \mu_p = f_{pd} + (1 - f_{pd}) f_{ps} \sum_{j=0}^N x_j, \\ & \pi_{j+1}^{sp} - y_{j+1} = \frac{\lambda_p f_{ps} (1 - f_{pd})}{f_{sd} (\mu_p - \lambda_p)} x_j, \quad j = 0, \dots, N-1, \\ & \sum_{i=0}^N \pi_i^{sp} = 1, \\ & x_N = 0, \quad y_0 = \pi_0^{sp}, \\ & 0 \leq \pi_j^{sp} \leq 1, \quad j = 0, \dots, N, \\ & (41). \end{aligned} \quad (44)$$

We now summarize how to obtain the SU's achievable throughput for a given λ_p using Algorithm 3. For a given λ_p , the feasible range of μ_p 's values is defined by (30). For each feasible μ_p , the maximum SU's achievable throughput is either obtained by solving **P2*** if $\lambda_B < \mu_B$ or by solving **P2*** if $\lambda_B \geq \mu_B$. Finally, we search for the optimal value of μ_p which achieves the maximum throughput in the feasible range of μ_p 's values.

Fig. 7a compares the achievable stable throughput region of finite relay queue with infinite battery queue system with that of the baseline cooperative cognitive radio with infinite battery and relay queue sizes, for different values of Q_{sp} length ($N = 1, 3, 10$ and 30). On the contrary to the achievable throughput region by finite battery queue with infinite relay queue system, we observe here two different regimes due to the increase

Algorithm 3 Evaluating the maximum achievable throughput of the SU for a given λ_p (Finite relay queue with infinite battery queue).

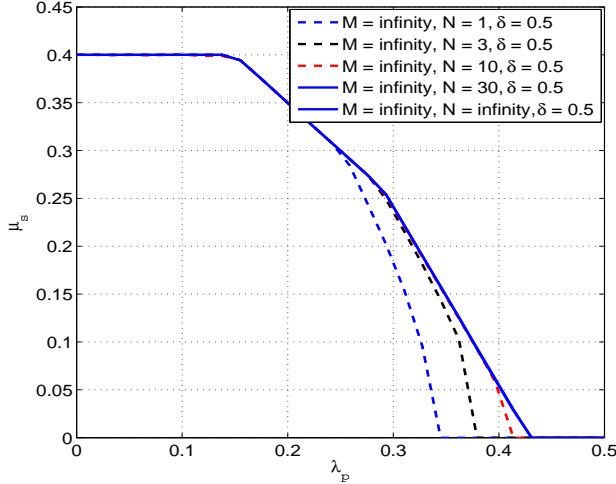
Input = $(\lambda_p, f_{pd}, f_{ps}, f_{sd}, \delta)$, Output = $\mu_s^*(\lambda_p)$.

1. **for** $\mu_p = \max(\lambda_p, f_{pd})$: $\theta : f_{pd} + (1 - f_{pd}) f_{ps}$
 - 1) **if** $(\lambda_B < \mu_B)$
 - (1) Compute $\mu_s^*(\mu_p)$ from **P2***.
 - 2) **else**
 - (2) Compute $\mu_s^*(\mu_p)$ from **P3**.
 - 3) **end if**
2. **end for**
3. **Set** $\mu_p^* = \arg \max_{\mu_p} \mu_s^*(\mu_p)$.
4. **Set** $\mu_s^*(\lambda_p) = \mu_s^*(\mu_p^*)$.

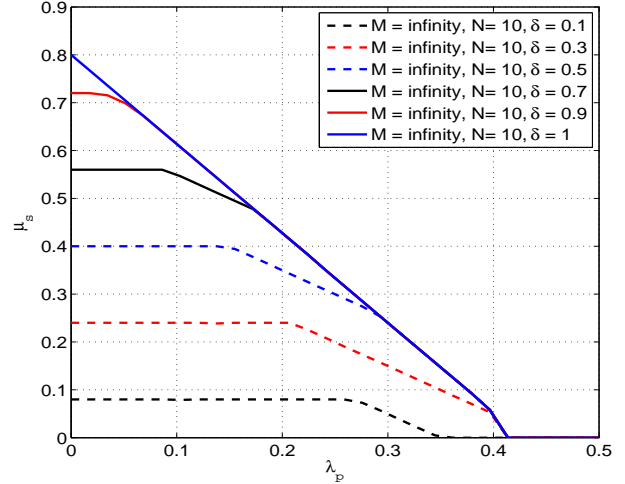
of Q_{sp} 's length. The first regime is represented by the range $\lambda_p \leq 0.25$, where all systems with different lengths achieve the same maximum SU's achievable throughput. This happens due to the fact that, for small values of λ_p , the likelihood that the SU has the opportunity to access the channel is relatively high. Thus, the capability of Q_B to support the transmission of the SU's packets will serve as the bottleneck of the maximum achievable SU's throughput. Since the capability of Q_B to support the transmission of the SU's packets is defined by Q_B 's length (M) and δ (M and δ are the same for all plotted systems), we observe that the SU's achievable throughput is the same for all systems. On the other hand, the second regime is represented by the range $\lambda_p > 0.25$, where the value of N defines the maximum sustainable arrival rate of PU's data packets, which is corresponding to a non-zero μ_s . Increasing N reduces the time slots needed by the PU to serve its own data packets and, hence, increases the likelihood that the SU has the chance to access the channel. Therefore, it is observed that the maximum sustainable arrival rate of PU's data packets, which is corresponding to a non-zero μ_s , increases with N . Finally, we observe that the system with finite relay length $N = 30$ achieves the same stable throughput region as in the scenario of having infinite relay length. Hence, in realistic systems, a finite relaying queue of a size $N = 30$ is enough to reap the same level of benefits of a system with infinite size relaying queue.

Fig. 7b shows the stable throughput region achieved by finite relay queue with infinite battery queue system, for different values of the average arrival rate of the harvested energy packets (δ) and $N = 10$. Increasing δ promotes the probability that Q_B is capable of supporting the transmission of the SU's packets. Therefore, it is observed that as δ increases, the achievable throughput region expands.

Finally we investigate the range of λ_p 's values, over which there exists a non-zero probability of having an empty Q_B and **P2*** is used to characterize the maximum achievable throughput. Towards that, we introduce the energy-limited cooperative cognitive radio networks with finite relay queue and infinite battery queue, in which we impose an energy limitation constraint to ensure that there is always a non-zero



(a) The stable throughput region for different values of N .



(b) The stable throughput region for different values of δ .

Fig. 7. Finite relay queue with infinite battery queue system.

probability of having an empty Q_B . More specifically, the energy limitation constraint guarantees that the energy arrival rate at Q_B is strictly less than its service rate. Thus, the number of energy packets inside Q_B will never grow to infinity. The stable throughput region of such networks is characterized by solving $\mathbf{P2}^*$ when being constrained by the energy-limitation constraint ($\lambda_B < \mu_B$). Note that, due to the newly imposed energy-limitation constraint to $\mathbf{P2}^*$, the feasible values of μ_p over which the linear program runs are given by

$$\max\left(\frac{\lambda_p}{1-\delta}, f_{pd}\right) \leq \mu_p \leq f_{pd} + (1-f_{pd})f_{ps}. \quad (45)$$

In Fig. 8, we plot the achievable stable throughput region for finite relay queue with infinite battery queue system with and without the energy limitation constraint. It is observed that the range of λ_p 's values, over which there exists a non-zero probability of having an empty Q_B for finite relay queue with infinite battery queue system without the energy limitation constraint, is $\lambda_p \leq 0.25$, where both systems achieve the same maximum SU's throughput. This is intuitive since for large values of λ_p , the steady state probability that Q_p is empty and the SU is able to access the channel becomes very low that the number of energy packets inside Q_B will grow to infinity, and Q_B will always be capable of supporting the transmission of the SU's packets whenever it has the chance to access the channel.

VI. NUMERICAL RESULTS

In this section, our prime objective is to quantify the performance loss of our proposed cooperative cognitive radio network systems due to the existence of limited energy sources and finite queues, when compared to the baseline cooperative cognitive radio networks with non limited energy sources introduced in [15], [17]. Motivated by the sheer computational complexity of Algorithm 1 for large values of queue lengths,

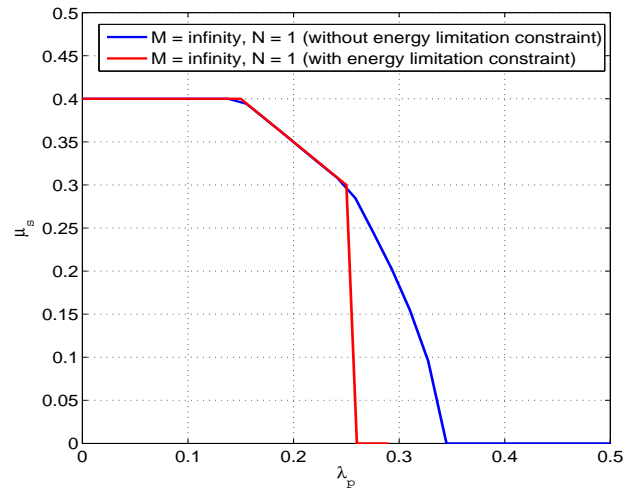


Fig. 8. Comparing the stable throughput region of finite relay queue with infinite battery queue system with its achievable one when imposing the energy limitation constraint.

as demonstrated in Section III, we propose a heuristic scheme to characterize the stable throughput region of CCRNs with both finite battery and relay queues, and relatively large queue lengths. In the proposed heuristic scheme, we consider that all states, except for those which have either deterministic admission or selection probabilities, have equal admission and selection probabilities. This assumption greatly reduces the computational complexity of Algorithm 1 and also allows us to show the stable throughput region for systems with large queues lengths. Recall that, owing to the convexity of the proposed linear programs, we use standard optimization tools,

e.g., CVX [23], to obtain the optimal solution. If not otherwise stated, we use the following parameters $f_{pd} = 0.3$, $f_{ps} = 0.4$, $f_{sd} = 0.8$ and $\delta = 0.5$.

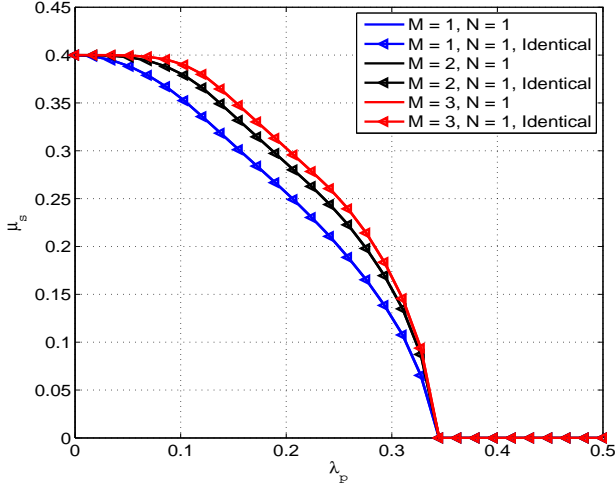


Fig. 9. Effect of increasing M on the stable throughput region for both systems with different and identical decision parameters.

In Fig. 9 and Fig. 10, our objective is to test the quality of the proposed heuristic scheme of having identical decision variables (admission and selection probabilities) for CCRNs with both finite battery and relay queues, and relatively large queue lengths. Towards this objective, we quantify the performance loss due to applying the heuristic scheme for the same combinations of small queue lengths considered in Fig. 3a. We consider the case that N is fixed to 1 and M is variant in Fig 9, whereas the other case that M is fixed to

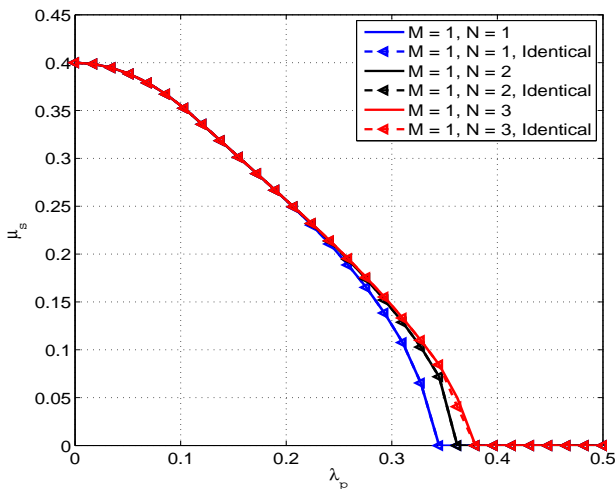


Fig. 10. Effect of increasing N on the stable throughput region for both systems with different and identical decision parameters.

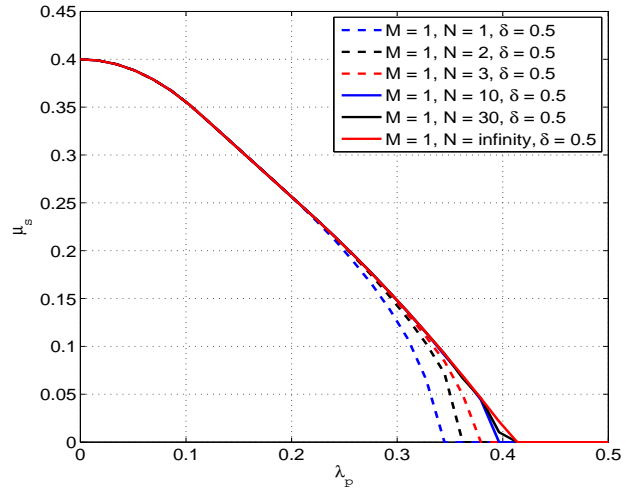


Fig. 11. The achievable stable throughput region for different values of N .

1 and N is variant is shown in Fig 10. Interestingly, it is observed that the heuristic scheme achieves the same stable throughput region as the optimal one obtained by Algorithm 1. This, in turn, demonstrates that the optimal stable throughput region for small queue lengths is characterized through having state-independent admission and selection probabilities, i.e., the admission and selection probabilities for different states, except for those which have either deterministic admission or selection probabilities, are the same. Consequently, our proposed heuristic scheme is expected to be a good approach to characterize a near-optimal stable throughput region for large queue lengths in the next figures.

Fig. 11 shows the effect of increasing N on the achievable stable throughput region of CCRNs with both finite battery and relay queues. Towards that, we fix M to 1 and plot the stable throughput region for different values of N ($N = 1, 2, 3, 10$ and 30). As expected, we observe that the maximum sustainable arrival rate of PU's data packets, which is corresponding to a non-zero μ_s , increases with N due to increasing the number of available time slots for the SU to access the channel. We further observe that when $N = 30$, the achievable throughput region nearly approaches the one of the system with finite battery queue and infinite relay queue, introduced in Section IV. This leads to an interesting insight that realistic CCRNs with both finite battery and relay queues ($M = 1$ and $N = 30$) achieves the same stable throughput region of the system assumed to be equipped with infinite relay queue ($M = 1$ and $N = \text{infinity}$). It is worth noting that, similar to Fig. 7a, $\lambda_p = 0.25$ divides the stable throughput region into two different regimes. However, the maximum SU's achievable throughput decreases from 0.3 to 0.1 due to reducing the length of the battery queue from infinity to 1.

In Fig. 12, our objective is to demonstrate the impact of increasing M on the achievable stable throughput region of

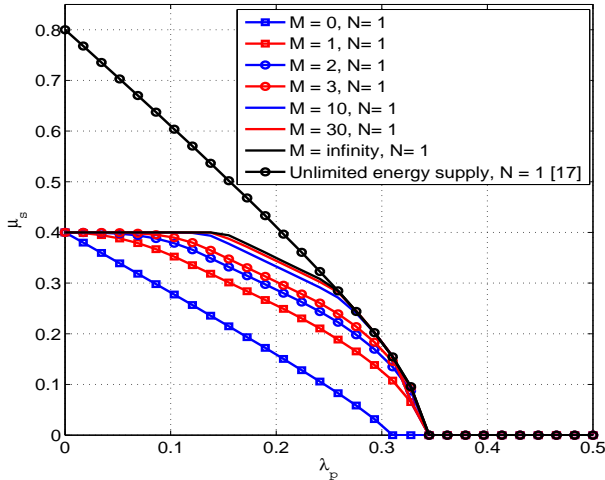


Fig. 12. The achievable stable throughput region for different values of M .

CCRN with both finite battery and relay queues. Towards this objective, we fix N to 1 and plot the stable throughput region for different values of M ($M = 0, 1, 2, 3, 10$ and 30). It is observed that the stable throughput region expands with increasing M till it nearly approaches the same stable throughput region of the system assumed to be equipped with infinite battery queue ($M = \text{infinity}$ and $N = 1$), presented in Section V, when $M = 30$. It is further observed that the stable throughput region achieved by CCRNs with unlimited energy source and finite relay queue [17] is considered as an upper bound on the achievable ones corresponding to different values of M . This is intuitive since the SU does not suffer from any energy limitations whenever it has the opportunity to access the channel in CCRNs introduced in [17].

At last, Fig. 13 compares the achievable stable throughput regions by all studied CCRNs in this paper with that of the baseline system with infinite relay length and unlimited energy source [15]. As expected, we observe that the achievable stable throughput region by [15] constitutes an upper bound on the achievable ones by other systems (with finite queues and limited energy sources) due to the fact that the SU has no energy limitations and is equipped with infinite relay length at the same time. We further observe that, although the SU always has the chance to access the channel when $\lambda_p = 0$, the maximum SU's achievable throughput by all systems (including the system with both infinite battery and relay queues) is half that of the achievable one by [15]. This, in turn, highlights the impact of the probabilistic arrival of energy packets at the SU ($\delta = 0.5$).

VII. CONCLUSIONS

In this paper, we studied a generic realistic model for cooperative cognitive radio network where the secondary user is equipped with a finite length relaying queue as well as finite length battery queue. We first developed an algorithm to

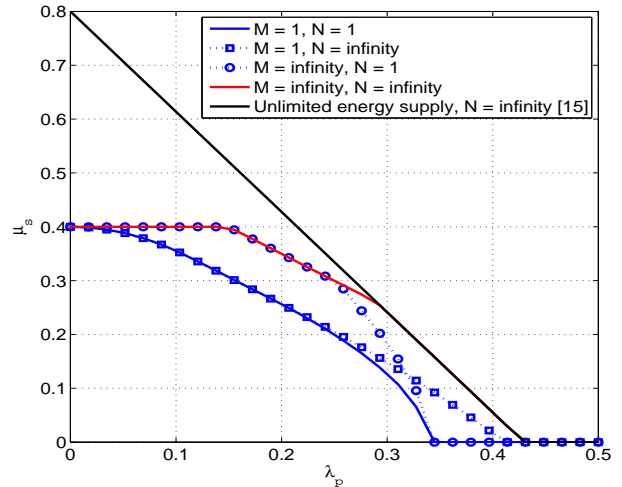


Fig. 13. Comparing the achievable throughput regions by our proposed models with the of the baseline system with unlimited energy supply and infinite relay queue.

characterize the stable throughput region numerically due to the lack of tractability towards obtaining closed-form expressions for the steady state distribution of the two-dimensional Markov Chain. Then, we relaxed the generic system model and proposed two simpler systems: 1) finite battery queue with infinite relay queue and 2) finite relay queue with infinite battery queue. The stable throughput regions were characterized for our proposed simpler systems. Specifically, we formulated the stable throughput region optimization problem for each proposed system and showed how to solve it. Finally, we compared the achievable throughput region of each proposed system with that of the baseline system with unlimited energy sources and infinite queues. Our numerical results quantified the expansion in the throughput region due to increasing the battery queue size, and the enhancement of the maximum sustainable arrival rate of PU's data packets, corresponding to a non-zero SU's achievable throughput, due to increasing relaying queue size. Furthermore, they revealed that finite battery and relaying queues of sufficiently large sizes are enough to achieve the same level of benefits of a system with infinite queue sizes. They also showed the great influence of the arrival rate of the energy harvesting process at the SU on the achievable stable throughput region.

As part of our future work, we would like to: 1) study the delay analysis of our proposed cooperative cognitive radio networks, 2) consider the scenario of having multiple secondary users, and 3) investigate the achievable stable throughput region when the arrival rate of the energy harvesting process at the SU may not be enough to keep the node alive to listen to the channel at every slot. In such scenario, even when using the Dominant System approach, the service rate of the battery queue at the SU will not only depend on the PU's status. This, in turn, complicates the associated two-dimensional Markov

Chain and, hence, leads to a significantly higher computational complexity of stable throughput region characterization.

REFERENCES

- [1] M. A. Abd-Elmagid, T. ElBatt, and K. G. Seddik, "On the role of finite queues in cooperative cognitive radio networks with energy harvesting," *IEEE International Conference on Computing, Networking and Communications (ICNC)*, Feb. 2017.
- [2] J. Mitola, "Cognitive radio—an integrated agent architecture for software defined radio," *PhD dissertation, Royal Institute of Technology (KTH)*, May 2000.
- [3] S. Haykin, "Cognitive radio: brain-empowered wireless communications," *IEEE Journal on Selected Areas in Communications*, Feb. 2005.
- [4] Y.-C. Liang, K.-C. Chen, G. Y. Li, and P. Mahonen, "Cognitive radio networking and communications: An overview," *IEEE transactions on vehicular technology*, June 2011.
- [5] M. Oner and F. Jondral, "On the extraction of the channel allocation information in spectrum pooling systems," *IEEE Journal on Selected Areas in Communications*, April 2007.
- [6] T. Banerjee, C. Ghosh, and D. P. Agrawal, "Wireless sensor based dynamic channel selection in cellular communication by cognitive radio approach," in *International Conference on Cognitive Radio Oriented Wireless Networks and Communications*, June 2006.
- [7] H. Zheng and C. Peng, "Collaboration and fairness in opportunistic spectrum access," in *IEEE International Conference on Communications*, May 2005.
- [8] L. B. Le and E. Hossain, "Resource allocation for spectrum underlay in cognitive radio networks," *IEEE Transactions on Wireless communications*, Dec. 2008.
- [9] C.-T. Chou, H. Kim, K. G. Shin *et al.*, "What and how much to gain by spectrum agility?" *IEEE Journal on Selected Areas in Communications*, April 2007.
- [10] A. R. Fattahi, F. Fu, M. Van Der Schaar, and F. Paganini, "Mechanism-based resource allocation for multimedia transmission over spectrum agile wireless networks," *IEEE Journal on Selected Areas in Communications*, April 2007.
- [11] O. Simeone, Y. Bar-Ness, and U. Spagnolini, "Stable throughput of cognitive radios with and without relaying capability," *IEEE Transactions on Communications*, Dec. 2007.
- [12] A. K. Sadek, K. R. Liu, and A. Ephremides, "Cognitive multiple access via cooperation: Protocol design and performance analysis," *IEEE Transactions on Information Theory*, Sept. 2007.
- [13] S. Kompella, G. D. Nguyen, J. E. Wieselthier, and A. Ephremides, "Stable throughput tradeoffs in cognitive shared channels with cooperative relaying," *Proceedings of IEEE Conference on Computer Communications (INFOCOM)*, April 2011.
- [14] B. Rong and A. Ephremides, "Cooperative access in wireless networks: Stable throughput and delay," *IEEE Transactions on Information Theory*, Sept. 2012.
- [15] M. Ashour, A. El-Sherif, T. ElBatt, and A. Mohamed, "Cooperative access in cognitive radio networks: stable throughput and delay tradeoffs," *Modeling and Optimization in Mobile, Ad Hoc and Wireless Networks*, May 2014.
- [16] K. Kulkarni and A. Banerjee, "On stable throughput of cognitive radio networks with cooperating secondary users," *IEEE Transactions on Communications*, August 2016.
- [17] A. Elmahdy, A. El-Keyi, T. ElBatt, and K. Seddik, "On the stable throughput of cooperative cognitive radio networks with finite relaying buffer," *Personal Indoor and Mobile Radio Communication*, Sept. 2014.
- [18] C. S. Hyder, A. A. al Islam, L. Xiao, and E. Torng, "Interference aware reliable cooperative cognitive networks for real-time applications," *IEEE Transactions on Cognitive Communications and Networking*, May 2016.
- [19] J. Jeon and A. Ephremides, "The stability region of random multiple access under stochastic energy harvesting," *IEEE International Symposium on Information Theory Proceedings*, July 2011.
- [20] R. M. Loynes, "The stability of a queue with non-independent interarrival and service times," *Mathematical Proceedings of the Cambridge Philosophical Society*, 1962.
- [21] R. Rao and A. Ephremides, "On the stability of interacting queues in a multiple-access system," *IEEE Transactions on Information Theory*, Sep 1988.
- [22] M. Woodward, "Equivalence of approximation techniques for solution of multidimensional markov chains in network modelling," *Electronics letters*, 1991.
- [23] S. Boyd and L. Vandenberghe, *Convex optimization*. Cambridge university press, 2004.