

Ultra-light Å-scale Optimal Optical Reflectors

Georgia T. Papadakis,¹ Prineha Narang,^{2,*} Ravishankar Sundararaman,³
Nicholas Rivera,⁴ Hrvoje Buljan,⁵ Nader Engheta,⁶ and Marin Soljačić⁴

¹*Department of Applied Physics and Materials Science, California Institute of Technology, Pasadena, CA, USA*

²*John A. Paulson School of Engineering and Applied Sciences, Harvard University, Cambridge, MA, USA*

³*Department of Materials Science and Engineering, Rensselaer Polytechnic Institute, Troy, NY, USA*

⁴*Department of Physics, Massachusetts Institute of Technology, Cambridge, MA, USA*

⁵*Department of Physics, Faculty of Science, University of Zagreb, Zagreb, Croatia*

⁶*School of Engineering and Applied Sciences, University of Pennsylvania, Philadelphia, PA, USA*

(Dated: November 8, 2021)

ABSTRACT High-reflectance in many state-of-the-art optical devices is achieved with noble metals. However, metals are limited by losses, and for certain applications, by their high mass density. Using a combination of *ab initio* and optical transfer matrix calculations, we evaluate the behavior of graphene-based Å-scale metamaterials and find that they could act as nearly-perfect reflectors in the mid-long wave infrared (IR) range. The low density of states for electron-phonon scattering and interband excitations leads to unprecedented optical properties for graphene heterostructures, especially alternating atomic layers of graphene and hexagonal boron nitride, at wavelengths greater than 10 μm . At these wavelengths, these materials exhibit reflectivities exceeding 99.7% at a fraction of the weight of noble metals, as well as plasmonic mode confinement and quality factors that are greater by an order of magnitude compared to noble metals. These findings hold promise for ultra-compact optical components and waveguides for mid-IR applications. Moreover, unlike metals, the photonic properties of these heterostructures could be actively tuned via chemical and/or electrostatic doping, providing exciting possibilities for tunable devices.

Two-dimensional (2D) materials exhibit a diverse array of electronic, photonic and phononic properties,^{1–6} while stacked 2D materials, or van der Waals (vdW) heterostructures further expand the scope for engineering new material properties by combining 2D layers.^{7–9} Heterostructures involving graphene with other 2D materials have emerged as a class of materials that demonstrate strong interaction with light, making it possible to realize a variety of new optical phenomena and nanophotonic devices, covering spectral ranges from the microwave to the ultraviolet.^{10–12} With the rapid advances in fabrication of two-dimensional (2D) materials,¹³ the possibility of building electronic circuits¹⁴ and photonic devices^{15,16} that harness the mixed functionalities of vdW heterostructure materials is now a reality.

Nearly perfect reflection is a requirement in designing compact waveguides, engineering emission for back-reflectors in solar energy technologies,^{17,18} as well as for macroscopic objects like aircrafts. So far, aside from the Bragg mirrors which are limited by narrow bandwidth, the two most widely used materials for mirroring systems in the mid-long wave IR are gold and silver, primarily due to their excellent electric conductance in the IR. Increased ohmic losses together with high mass density, which is crucial for state-of-the-art aerospace technology, limit the performance of noble metals. Here, we envision engineering a new class of ultra-reflective materials that are also ultra-light, by taking advantage of the unique properties of graphene and its vdW heterostructures.

Critical parameters for a good electric conductor are the relaxation time, effective mass and number density

of the charge carriers (electrons). In conventional noble metals, the high density of states near the Fermi level leads to small relaxation times, and the effective mass is approximately the free electron mass. The two-dimensional nature of graphene and its unique linear electronic dispersion yield a much larger relaxation time due to the lower electronic density of states, as well as an effective mass approaching zero, both of which enhance the carrier mobility in comparison to metals. Although graphene typically has lower carrier density than Ag and Au, its important features of high mobility and tunable Fermi level (through external bias or carrier injection) motivates us to seek graphene-based heterostructures that might surpass the photonic and plasmonic properties of noble metals.

While the electronic and phononic properties of graphene-based heterostructures have been widely investigated, the photonic research on these materials has been focused on graphene layers separated by hundreds of nanometers-microns,¹⁹ which is the regime of optical metamaterials.^{15,16,20} In contrast, we focus on atomistic photonics where graphene (and hBN) monolayers are at their equilibrium separation (3.3 – 3.4 Å), as shown in Fig. 1(a); results for the free-standing graphene case with double the layer spacing are shown throughout for comparison to highlight the effect of inter-layer interactions. These inter-layer electronic interactions, which we account for using *ab-initio* electronic calculations²¹, make this regime distinct from conventional photonic crystals and metamaterials.

We use our previously established *ab initio* methodology^{22,23} to evaluate the net dielectric tensor $\bar{\epsilon}(\omega)$ of the graphene and adjacent dielectric layers (if any). For the layered 2D materials, the dominant in-plane dielectric response is more conveniently expressed

* pnarang@fas.harvard.edu

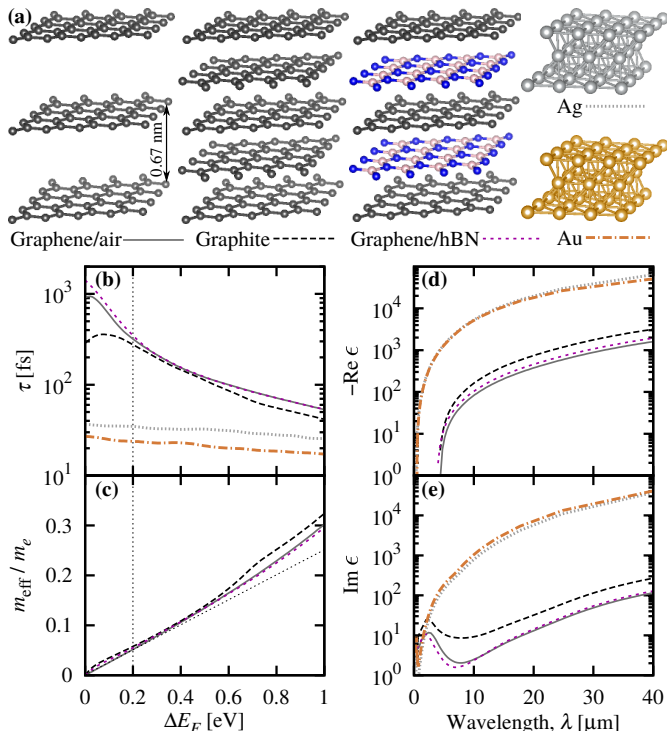


FIG. 1. (a) Schematic structures of 2D materials, graphene-derived vdW heterostructures and 3D noble metals in which we investigate relaxation dynamics, dielectric properties and reflectivity. (b) Comparison of the average lifetime τ as a function of the Fermi level in 2D materials, heterostructures and the best-case 3D metals: Ag and Au. (c) The effective mass parameter for the stack, as a function of the E_F , connects our analytical understanding of atomic-metamaterials with *ab initio* calculations. In panels (d) and (e) we show the $\text{Re}(\epsilon)$ and $\text{Im}(\epsilon)$ of graphene-based heterostructures in comparison with the permittivity of gold and silver. For wavelengths above $10 \mu\text{m}$, doped graphene-based heterostructures exhibit higher reflectance compared to Ag and Au. Results for the heterostructures are shown at 0.2eV Fermi level, as this is the doping regime where they reflect maximally for wavelengths above $10 \mu\text{m}$.

as a sheet conductance via $\epsilon_{\parallel}(\omega) = 1 + 4\pi i\sigma(\omega)/(\omega d)$, where d is the spacing between layers (length of unit cell normal to the plane of layers). Using this relation, we obtain *ab initio* predictions of the sheet conductance,

$$\sigma(\omega) = \frac{\sigma_0}{1 - i\omega\tau} + \sigma_{\text{direct}}(\omega). \quad (1)$$

The first term captures the intraband response of free carriers in the material, where σ_0 is the zero-frequency sheet conductance and τ is the (Drude) momentum-relaxation time of the electrons, both of which we extract from a linearized Boltzmann equation using an *ab initio* collision integral for electron-phonon scattering processes.²² The second term, which describes the effect of interband transitions, is evaluated using Fermi's Golden rule for the imaginary part, and then the Kramers-Kronig relation for the real part.

All these calculations use density-functional theory predictions for the energies and matrix elements of both

the electrons and the phonons, which automatically accounts for detailed electronic structure effects such as inter-layer interactions and response of electrons far from the Dirac point, as well as scattering against both acoustic and optical phonons including Umklapp and intervalley processes. See Ref. 22 for details on the theoretical framework and the Methods section for computational details. For graphene and its heterostructures, changing the Fermi level E_F , changes the equilibrium electron occupation factors in the Boltzmann equation as well as Fermi Golden rule. This affects all of the quantities in (1), and we account for this by explicitly evaluating these quantities for several different values of E_F ranging from the neutral (undoped) value to 1 eV above it.

The intraband response (first term of (1)) dominates at low frequencies. Before delving into the full optical response, we first examine the properties of this term intuitively. The strength of the optical response is controlled by σ_0 , which within the approximate Drude model is $ne^2\tau/m_{\text{eff}}$ (used here only for the discussion in this paragraph), where n is the carrier density, τ is the relaxation time and m_{eff} is the effective mass. Figure 1(b) and (c) respectively compare τ and m_{eff} of the graphene heterostructures and the noble metals, as a function of the change in Fermi level ΔE_F from the neutral value (Dirac point for the graphene cases). We highlight the extremely large $\tau \sim 1$ ps for undoped graphene in air, which drops to ~ 200 fs in graphite due to interlayer interactions. In contrast, encapsulating graphene with boron nitride layers increases the undoped τ even further to ~ 2 ps, despite having the same spacing between adjacent 2D layers as graphite. With increasing E_F and carrier density, τ drops rapidly because of increasing phase-space for electron-phonon scattering, which in turn is because of increasing electronic density of states near the Fermi level, $g(E_F)$. For comparison, we also show the relaxation times for noble metals, gold and silver which are much smaller (~ 30 and 40 fs respectively) and mostly insensitive to E_F since $g(E_F)$ depends weakly on E_F . (In any case, E_F cannot be changed easily for these metals in experiment.) For the linear dispersion relation of graphene, the appropriate effective mass for the Drude model is $m_{\text{eff}} = \Delta E_F/v_F^2$ (rather than from band curvature, which would imply $m_{\text{eff}} \rightarrow \infty$). This m_{eff} increases linearly in the ideal case of perfect linear dispersion, with slight deviations due to band structure effects, but is consistently smaller than $m_{\text{eff}} \approx m_e$ of metals. Therefore, the graphene based heterostructures have much higher σ_0 per carrier (mobility), due to a greater τ and a lower m_{eff} . These properties of greater τ and lower m_{eff} in graphene-based heterostructures compared to noble metals motivate us to investigate their optical properties.

Although the maximum electronic scattering time and minimum effective mass are seen at the charge neutrality point ($\Delta E_F \approx 0$ eV), graphene at 0 eV does not contain enough carriers to produce a strong metallic response. We find that $\Delta E_F \approx 0.2$ eV is the optimum doping level which provides the best tradeoff between increasing carrier density and correspondingly decreasing scattering time; we use the predicted dielectric functions at this

doping level for all remaining calculations. Figure 1(d,e) compares the real and imaginary parts of the in-plane permittivity of the graphene heterostructures and the noble metals. The permittivities of the heterostructures in the infrared is smaller than that of the noble metals by typically two orders of magnitude, but additionally, the ratio of imaginary to real parts is smaller by an extra factor of 2 - 3. This smaller imaginary-to-real ratio compensates for the lower plasma frequency and makes the graphene-based materials better reflectors in the IR by reducing losses, as we discuss below. This also suggests a drastic reduction in plasmonic losses in comparison to Ag and Au, which results in improved reflective properties in the IR regime. We point out here that results pertaining to Ag and Au are also derived *ab initio*, assuming perfect crystalline metals.

To realistically compare the utility of graphene vdW heterostructures as reflectors, we transition from the infinite stacks of 2D layers considered above to stacks of finite thickness. To do this, we perform electromagnetic transfer matrix calculations for layered media,²⁴ modified to account for the non-vanishing surface current density in the 2D sheets²⁵. Figure 2 compares the reflectance of these materials for the bulk (semi-infinite) limit, as well as for finite stacks of 1000, 500 and 250 sheets with the Ag/Au slabs of the same (per area) mass density. The reflectance of the vdW heterostructures surpasses that of the noble metals above a critical wavelength, $\lambda \gtrsim 10\mu\text{m}$ for the semi-infinite case, $\gtrsim 15\mu\text{m}$ for 1000 layers, $\gtrsim 20\mu\text{m}$ for 500 layers and $\gtrsim 20\mu\text{m}$ for 250 layers. Note that silver and gold slabs of mass densities $19\mu\text{g}/\text{cm}^2$ (that of 250 sheets) correspond to thicknesses of 18.1nm and 9.85nm respectively; thin-film deposition of such ultra-thin silver and gold films is known to lead to island formations and grain-boundary inhomogeneities. In contrast, the van der Waals nature of the graphene heterostructures provides a pathway to uniform, wafer-scale components with tremendous potential for ultra-light, long-IR mirrors.

In discussing the permittivities shown in Fig. 1(d,e) above, we noted that the ratio of imaginary to real permittivity (the loss tangent $\tan\delta$) was smaller in the vdW heterostructures than in the noble metals, which resulted in lower losses. A metric that directly illustrates the superior performance of graphene-heterostructures compared to noble metals is the material quality factor $Q \equiv 1/\tan\delta \equiv \text{Re}\epsilon/\text{Im}\epsilon$ and its inverse, the material loss tangent $\tan\delta$, shown in Fig. 3(a). For the chosen doping level of 0.2 eV, and for wavelengths $\lambda > 15\mu\text{m}$ (mid-IR), the vdW heterostructures are expected to show an order of magnitude higher performance (higher Q -factor / lower loss tangent) as electromagnetic materials than noble metals. The material Q -factor peaks below $\lambda \sim 1\mu\text{m}$ for noble metals and at $\lambda \sim 10\mu\text{m}$ for the vdW heterostructures corresponding to their respective plasma frequency regimes, thereby making these materials particularly suited for mid-long wave IR applications.

Finally we investigate the performance of these materials in a realistic geometry: a metal-dielectric-metal waveguide. Such structures have been widely investigated in the visible part of the spectrum using plasmonic met-

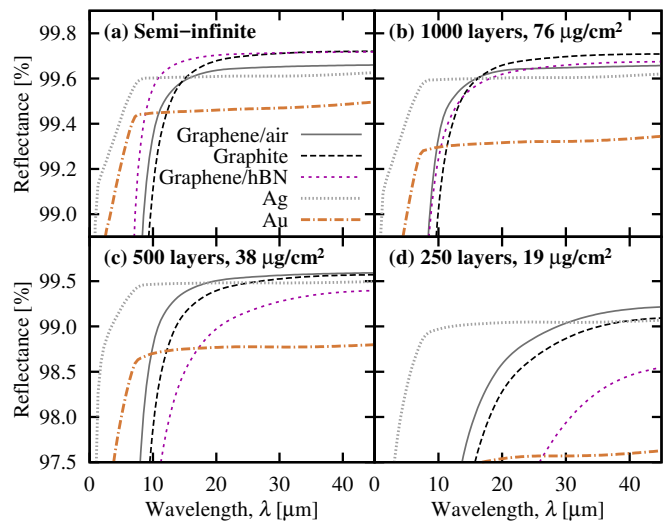


FIG. 2. Normal incidence reflectance of graphene-air meta-material, doped graphite, graphene-hBN heterostructure (all doped at 0.2 eV) and comparison to Ag, and Au. Remarkably, the reflectance of graphene-based heterostructures surpasses conventional noble metals in the mid-IR, above $10\mu\text{m}$. Panels correspond to the same (per area) mass densities: (a): bulk, (b): 1000 layers, corresponding to 72.4nm of Ag and 39.4nm of Au. (c): 500 layers, corresponding to 36.2nm of Ag and 19.7nm of Au. (d): 250 layers, corresponding to 18.1nm of Ag and 9.85nm of Au. Note that the silver and gold values are based on *ab initio* results for perfect conditions and therefore are the theoretical limit for these metals. Experimentally realized metallic thin films will compromise the magnitude of reflectance.

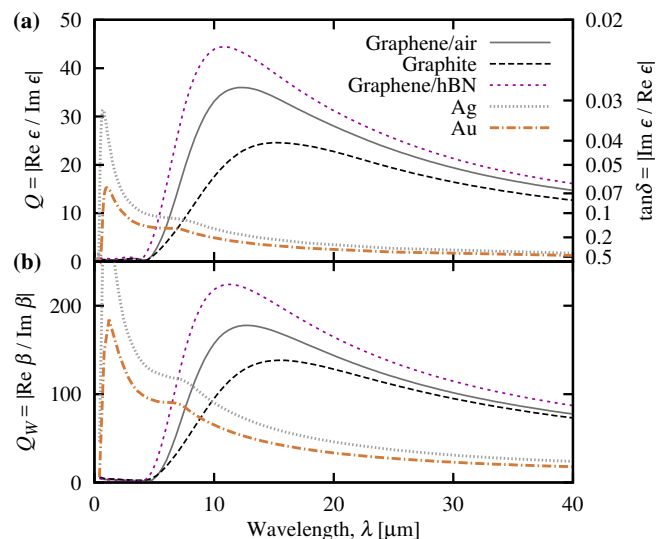


FIG. 3. (a) Material quality factor $Q = \text{Re}\epsilon/\text{Im}\epsilon$ and loss tangent ($\tan\delta = Q^{-1}$) and (b) the plasmonic modal quality factor $Q_W = \text{Re}\beta/\text{Im}\beta$ for the symmetric mode in a metal-dielectric-metal waveguide, where the ‘metal’ is either a conventional noble metal or a vdW heterostructure and the dielectric is $0.1\mu\text{m}$ of air.

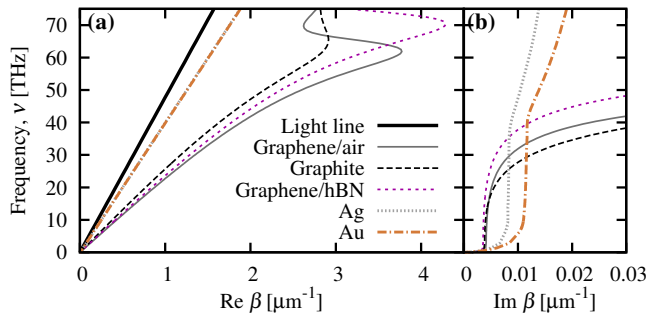


FIG. 4. Comparison of dispersion relations for the symmetric mode in the metal/dielectric/metal waveguides considered in Fig. 3(b). The larger $\text{Re}(\beta)$ with vdW heterostructures corresponds to smaller effective wavelength and improved mode confinement. The smaller $\text{Im}(\beta)$ for $\nu < 25$ THz corresponds to a two-fold increase in the decay length of the mode.

als such as Ag and Au as the metal in the structure.^{26,27} Based on our results, we envision replacing the metal with a vdW heterostructure to improve performance for mid-IR applications. For simplicity, we take the dielectric to be $0.1 \mu\text{m}$ of air. We use our predicted dielectric functions in the formalism from Alu et. al²⁸ to evaluate the plasmonic in-plane wavenumber (β). Fig. 3(b) compares the plasmonic quality factor Q_W for the symmetric mode between vdW heterostructures and metals while in Figure 4 we explicitly compare the corresponding dispersion relations. The plasmonic quality factor Q_W indicates the propagation length in number of mode-wavelengths which shows a three-five fold improvement for the vdW heterostructures compared to noble metals for $\lambda > 15 \mu\text{m}$. In absolute terms, compared to propagation distances of 50-60 mode-wavelengths with use of Ag or Au in the mid-IR, a graphene/hBN-based waveguide supports propagation distances that may exceed 200 mode-wavelengths.

Figure 4 shows the dispersion relation of the symmetric waveguide mode, exhibiting the typical plasmonic asymptotic approach to the surface plasma frequency ω_{ps} ^{26,27}. The modal wavenumber ($\text{Re} \beta$) reaches a maximum wavenumber at ω_{ps} , and then returns towards the light line as losses increase and the mode becomes leaky. This feature is observable in the mid-IR frequency range for all the vdW-heterostructures, with slightly different resonance frequencies ranging from 60-70 THz, while corresponding features for the noble metal waveguides will appear above 500 THz in the visible-ultraviolet regime. The larger in-plane wavenumbers ($\text{Re} \beta$) of the modes in the vdW-heterostructure-based waveguide indicate shorter in-plane wavelength and correspondingly higher mode-confinement in perpendicular directions. Most importantly, the smaller imaginary parts ($\text{Im} \beta$) illustrate larger propagation distances, as shown in Fig. 3(b).

We have shown using a combination of *ab initio* methods and optical transfer matrix calculations that long electron relaxation times in graphene-based heterostructures leads to improved optical properties compared to noble metals especially in the mid-infrared regime. In

particular, we predict an order of magnitude improvement in plasmonic material performance, and reflectivity exceeding that of Ag and Au for materials with substantially reduced mass density. This suggests the possibility of replacing current noble-metal components in optoelectronic devices with 2D van der Waals heterostructures, which can also be tuned in real time, for improved performance in the mid-IR frequency range in active waveguiding systems, Salisbury screens for perfect absorption, for engineering Purcell enhancements, and especially in aerospace applications, where mass-density becomes an important figure of merit. The increased carrier density in graphene-based vdW heterostructures required for unlocking their low-loss plasmonic response in the mid-IR may be achieved by gating alternating graphene layers separated by hBN. The doping of graphite, for example with Li intercalation is also an option for experimental realization of the concept we are proposing here.

METHODS: COMPUTATIONAL DETAILS

We use *ab initio* density-functional theory (DFT) calculations of the electronic band structure, phonon dispersion relations and electron-phonon matrix elements, interpolated using maximally-localized Wannier functions²⁹ for efficient and accurate Brillouin-zone integration in the Boltzmann equation and Fermi Golden rule calculations. For the DFT calculations, we use the ‘PBE’ exchange-correlation functional,³⁰ a plane-wave basis at a kinetic energy cutoff of 30 Hartrees with the truncated Coulomb potential approach for non-periodic geometries,³¹ and norm-conserving pseudopotentials,³² all using the open-source JDFTx software.³³ See Ref. 22 for theoretical and implementation details, and Refs. 21 and 22 respectively for the computational details for the graphene-based materials and noble metals.

We utilize the *ab initio*-derived 2D conductivities for the graphene/graphite/graphene-hBN heterostructure unit cells to perform transfer matrix-based electromagnetic calculations of reflectance/transmittance based on a transfer matrix formalism. We utilize those scattering parameters in a rigorous S-matrix based parameter retrieval for layered media as shown in Ref 34 to retrieve the effective permittivity of heterostructures composed of 1000, 500 and 250 sheets. With increasing thickness, the effective dielectric permittivity of finite stacks approaches the bulk dielectric response shown in Fig. 1(d, e), as expected.

ACKNOWLEDGEMENTS

GTP acknowledges fruitful discussions with Prof. P. Yeh. We also thank Prof. Harry A. Atwater, Prof. John D. Joannopoulos, Yi Yang and Tena Dubcek for helpful discussions. We acknowledge financial support from NG Next at the Northrop Grumman Corporation. GTP acknowledges financial support from the American Association of University Women (AAUW). PN acknowledges

support from the Harvard University Center for the Environment (HUCE). RS acknowledges startup funding from Rensselaer Polytechnic Institute (RPI). NE acknowledges partial support from the U.S. Air Force Office of Scientific Research Multidisciplinary University Research Initiative grant number FA9550-17-1-0002. This research was supported (in part) by the U.S. Army Research Office under contract W911NF-13-D-0001. Calculations in this work were performed on the BlueGene/Q supercomputer in the

Center for Computational Innovations (CCI) at RPI, as well as in National Energy Research Scientific Computing Center, a DOE Office of Science User Facility supported by the Office of Science of the U.S. Department of Energy under Contract No. DE-AC02-05CH11231. M.S. (reading and analysis of the manuscript) was supported by S3TEC, an Energy Frontier Research Center funded by the U.S. Department of Energy under grant no. DE-SC0001299.

REFERENCES

- Castro Neto, A. H.; Guinea, F.; Peres, N. M. R.; Novoselov, K. S.; Geim, A. K. The Electronic Properties of Graphene. *Rev. Mod. Phys.* **2009**, *81*, 109–162.
- Novoselov, K. S.; Geim, A. K.; Morozov, S. V.; Jiang, D.; Zhang, Y.; Dubonos, S. V.; Grigorieva, I. V.; Firsov, A. A. Electric Field Effect in Atomically Thin Carbon Films. *Science* **2004**, *306*, 666–669.
- Geim, A. K.; Novoselov, K. S. The Rise of Graphene. *Nat Mater* **2007**, *6*, 183–191.
- Dean, C. R.; Young, A. F.; Meric, I.; Lee, C.; Wang, L.; Sorgenfrei, S.; Watanabe, K.; Taniguchi, T.; Kim, P.; Shepard, K. L.; Hone, J. Boron Nitride Substrates for High-Quality Graphene Electronics. *Nat Nano* **2010**, *5*, 722–726.
- Giovannetti, G.; Khomyakov, P. A.; Brocks, G.; Kelly, P. J.; van den Brink, J. Substrate-Induced Band Gap in Graphene on Hexagonal Boron Nitride: *Ab Initio* Density Functional Calculations. *Phys. Rev. B* **2007**, *76*, 073103.
- Vakil, A.; Engheta, N. Transformation Optics Using Graphene. *Science* **2011**, *332*, 1291–1294.
- Xia, F.; Wang, H.; Xiao, D.; Dubey, M.; Ramasubramanian, A. Two-dimensional Material Nanophotonics. *Nat Photon* **2014**, *8*, 899–907.
- Geim, A. K.; Grigorieva, I. V. Van der Waals Heterostructures. *Nature* **2013**, *499*, 419–425.
- Jariwala, D.; Marks, T. J.; Hersam, M. C. Mixed-Dimensional Van der Waals Heterostructures. *Nat Mater* **2016**, *advance online publication*, –.
- Ci, L.; Song, L.; Jin, C.; Jariwala, D.; Wu, D.; Li, Y.; Srivastava, A.; Wang, Z. F.; Storr, K.; Balicas, L.; Liu, F.; Ajayan, P. M. Atomic Layers of Hybridized Boron Nitride and Graphene Domains. *Nat Mater* **2010**, *9*, 430–435.
- Jablan, M.; Buljan, H.; Soljačić, M. Plasmonics in Graphene at Infrared Frequencies. *Phys. Rev. B* **2009**, *80*, 245435.
- Bonaccorso, F.; Sun, Z.; Hasan, T.; Ferrari, A. C. Graphene Photonics and Optoelectronics. *Nat Photon* **2010**, *4*, 611–622.
- Butler, S. Z. et al. Progress, Challenges, and Opportunities in Two-Dimensional Materials Beyond Graphene. *ACS Nano* **2013**, *7*, 2898–2926.
- Akinwande, D.; Petrone, N.; Hone, J. Two-Dimensional Flexible Nanoelectronics. *Nature Communications* **2014**, *5*, 5678 EP –.
- Dai, S. et al. Graphene on Hexagonal Boron Nitride as a Tunable Hyperbolic Metamaterial. *Nat Nano* **2015**, *10*, 682–686.
- Caldwell, J. D.; Vurgaftman, I.; Tischler, J. G.; Glembocki, O. J.; Owrutsky, J. C.; Reinecke, T. L. Atomic-Scale Photonic Hybrids for Mid-Infrared and Terahertz Nanophotonics. *Nat Nano* **2016**, *11*, 9–15.
- Kim, S. J.; Fan, P.; Kang, J.-H.; Brongersma, M. L. Creating Semiconductor Metafilms with Designer Absorption Spectra. *Nature Communications* **2015**, *6*, 7591 EP –.
- Jang, M. S.; Brar, V. W.; Sherrott, M. C.; Lopez, J. J.; Kim, L.; Kim, S.; Choi, M.; Atwater, H. A. Tunable Large Resonant Absorption in a Midinfrared Graphene Salisbury Screen. *Phys. Rev. B* **2014**, *90*, 165409.
- Politano, A.; Chiarello, G. Plasmon Modes in Graphene: Status and Prospect. *Nanoscale* **2014**, *6*, 10927–10940.
- Wang, X.; Cheng, Z.; Xu, K.; Tsang, H. K.; Xu, J.-B. High-Responsivity Graphene/Silicon-Heterostructure Waveguide Photodetectors. *Nat Photon* **2013**, *7*, 888–891.
- Narang, P.; Zhao, L.; Claybrook, S.; Sundararaman, R. Effects of Interlayer Coupling on Hot Carrier Dynamics in Graphene-derived van der Waals Heterostructures. *Adv. Opt. Mater.* **2017**, *advance online publication*.
- Brown, A.; Sundararaman, R.; Narang, P.; Goddard III, W. A.; Atwater, H. A. Non-Radiative Plasmon Decay and Hot Carrier Dynamics: Effects of Phonons, Surfaces and Geometry. *ACS Nano* **2016**, *10*, 957.
- Brown, A. M.; Sundararaman, R.; Narang, P.; Goddard III, W. A.; Atwater, H. A. Ab Initio Phonon Coupling and Optical Response of Hot Electrons in Plasmonic Metals. *Phys. Rev. B* **2016**, *94*, 075120.
- Yeh, P. *Optical Waves in Layered Media*; Wiley, 1988.
- Iorsh, I. V.; Mukhin, I. S.; Shadrivov, I. V.; Belov, P. A.; Kivshar, Y. S. Hyperbolic Metamaterials Based on Multilayer Graphene Structures. *Phys. Rev. B* **2013**, *87*, 075416.
- Lezec, H. J.; Dionne, J. A.; Atwater, H. A. Negative Refraction at Visible Frequencies. *Science* **2007**, *316*, 430–432.
- Dionne, J. A.; Sweatlock, L. A.; Atwater, H. A.; Polman, A. Plasmon Slot Waveguides: Towards Chip-Scale Propagation with Subwavelength-Scale Localization. *Phys. Rev. B* **2006**, *73*, 035407.
- Alù, A.; Engheta, N. Optical Nanotransmission Lines: Synthesis of Planar Left-Handed Metamaterials in the Infrared and Visible Regimes. *J. Opt. Soc. Am. B* **2006**, *23*, 571–583.
- Souza, I.; Marzari, N.; Vanderbilt, D. Maximally Localized Wannier Functions for Entangled Energy Bands. *Phys. Rev. B* **2001**, *65*, 035109.
- Perdew, J. P.; Burke, K.; Ernzerhof, M. *Phys. Rev. Lett.* **1996**, *77*, 3865.
- Sundararaman, R.; Arias, T. *Phys. Rev. B* **2013**, *87*, 165122.
- Schlipf, M.; Gygi, F. *Comput. Phys. Commun.* **2015**, *196*, 36.
- Sundararaman, R.; Gunceler, D.; Letchworth-Weaver, K.; Schwarz, K. A.; Arias, T. A. JDFTx. <http://jdfdx>.

sourceforge.net, 2012.

34. Papadakis, G. T.; Yeh, P.; Atwater, H. A. Retrieval of Material Parameters for Uniaxial Metamaterials. *Phys. Rev. B* **2015**, *91*, 155406.