

The Universality of Zipf’s Law for Time-Dependent Rank-Based Random Systems

Ricardo T. Fernholz[†]
Claremont McKenna College

Robert Fernholz[‡]
INTECH

June 14, 2022

Abstract

We characterize the conditions under which rank-based systems of continuous semimartingales generate an asymptotic size distribution that satisfies Zipf’s law. For a system that follows the strong form of Gibrat’s law, with growth rates and volatilities that do not vary across rank, these conditions require that the system be *conservative* and *complete*, and are satisfied by many large systems of time-dependent ranked observations. We generalize Zipf’s law to a less restrictive form in which a log-log plot of size versus rank does not have to be a straight line of slope -1 , but rather has a tangent line of slope -1 at some point. Under certain regularity conditions, we show that the same conditions of conservation and completeness imply that rank-based systems that deviate from Gibrat’s law in a specific but realistic manner generate an asymptotic size distribution that is *quasi-Zipfian*. Because many real-world systems that follow the strong form of Gibrat’s law satisfy Zipf’s law, and even more systems that do not follow the strong form of Gibrat’s law are quasi-Zipfian, our results offer an explanation for the universality of Zipf’s law.

JEL Codes: C14, C46, C60

Keywords: Zipf’s law, power law, Pareto distribution, Gibrat’s law, Atlas model, first-order model

We would like to thank Ioannis Karatzas, and the members of the INTECH SPT seminar and the 2017 Thera Stochastics Conference for their comments and suggestions regarding this research. Any errors or omissions are our own.

[†]Claremont McKenna College, 500 E. Ninth St., Claremont, CA 91711, rfernholz@cmc.edu.

[‡]INTECH, One Palmer Square, Princeton, NJ 08542, bob@bobfernholz.com.

1 Introduction

A system of random variables follows a power law, or Pareto distribution, if the log-log plot of their values versus rank forms a straight line. Power laws are ubiquitous in the social and natural sciences (Bak, 1996). They are found across many different phenomena, ranging from the frequency of words in a text (Zipf, 1935) to the income and wealth of households (Atkinson et al., 2011; Piketty, 2014) to the market capitalization of stocks (Simon, 1955; Fernholz, 2002).

A system of random variables satisfies Zipf’s law, a special case of a power law, if the log-log plot of their values versus rank forms a straight line with slope -1 . Many power laws in the social and natural sciences also closely conform to Zipf’s law, with two of the best-known examples being the distributions of city populations (Gabaix, 1999) and firm employees (Axtell, 2001). Furthermore, many power laws that do not appear to satisfy Zipf’s law, such as income and wealth distributions, feature log-log plots of value versus rank that are concave and have a tangent with slope -1 somewhere. The striking empirical regularity of Zipf’s law has prompted many researchers to attempt to explain it (Simon, 1955; Steindl, 1965; Gabaix, 1999).

In this paper, we model time-dependent rank-based random systems of data with systems of continuous semimartingales and then characterize the conditions under which these semimartingales generate an asymptotic size distribution that satisfies Zipf’s law. We refer to the objects that make up these random systems as families, and to the objects that are contained within these families as members. For *Atlas models*, in which family growth rates and volatilities do not vary across different ranks, we show that Zipf’s law is equivalent to the model being both *conservative* and *complete*. The first condition, conservation, requires that the expected total size of all families (the total number of family members) is constant over time—the model conserves the “mass” inside it. The second condition, completeness, requires that the expected total size of all families not be dependent on an influx of families from outside the model. In other words, the model must be complete on its own and not depend on some unmodeled phenomena for its growth over time. The first condition must, by construction, hold for a fixed random sample of family members. Since a large random sample should have the same distribution as a full sample, any system that can be sampled should be represented by a conservative model. The second condition is likely to hold provided that a model includes a sufficient number of families. Thus, our results suggest that all Atlas models that cover a sufficient number of ranks should be *Zipfian*—the model generates a size distribution that satisfies Zipf’s law.

Atlas models (Fernholz, 2002), which are examined in detail by Banner et al. (2005), require that all processes have equal growth rates and volatilities, except for the bottom-ranked “Atlas” process, which grows at a faster rate in order to ensure asymptotic stability and nondegeneracy of the models. In this way, Atlas models follow the strong form of Gibrat’s law (Gibrat, 1931), which requires that growth rates and volatilities not vary with size. Thus, our result about the universality of Zipf’s law for Atlas models implies a similar universality for time-dependent rank-based random systems that follow the strong form of Gibrat’s law.

While Zipf’s law does approximately describe the shape of many power laws in the social and natural sciences, there are a number of power laws that do not conform to its strictest form. In particular, many phenomena in the natural and social sciences feature log-log plots of size versus rank that are not straight lines but rather concave curves. Furthermore, practically all of these concave curves have a tangent with slope -1 somewhere. A clear example of this can be seen in Figure 1, which plots the total market capitalization

of the largest U.S. stocks relative to all stocks averaged over different ten-year intervals from 1929-1999. The figure shows concave curves that are flatter than -1 at the highest ranks for the distribution of market capitalizations over each of these ten-year subperiods. Although these concave curves do not satisfy Zipf’s law in any subperiod, it is apparent that each of the curves has a tangent at -1 somewhere.

The same basic pattern emerges for the distributions of firm employees and city populations. Indeed, Figure 1 from Axtell (2001) and Figure 10 from Eeckhout (2004) show concave log-log plots of, respectively, frequency versus U.S. firm sizes and rank versus U.S. city sizes.¹ Although the concavity of these two plots is less pronounced than in Figure 1, it is apparent enough that both authors acknowledge the deviations from a straight line. In this paper, we show that the concave plots shown in our Figure 1 and Figures 1 and 10 from Axtell (2001) and Eeckhout (2004) in fact represent an important generalization of Zipf’s law that is usually driven by a specific deviation from the strong form of Gibrat’s law.

To this end, we generalize the notion of Zipf’s law to a less restrictive form in which a plot of the log-values of a system of random variables versus their log-rank need not be a straight line of slope -1 , but rather may be concave with a tangent line of slope -1 at some point. We then show that the same two conditions that ensure that Gibrat’s law implies Zipf’s law—conservation and completeness—also ensure that a specific but realistic deviation from Gibrat’s law implies *quasi-Zipf’s law*. This is accomplished using general *first-order models*, in which both family growth rates and volatilities can vary arbitrarily across different ranks (Banner et al., 2005). In particular, we show that a first-order model with growth rates that do not vary across different ranks and volatilities that are monotonically decreasing in family size must, in almost all cases, be *quasi-Zipfian*, provided that the model is conservative and complete. Of course, as discussed earlier, the conditions of conservation and completeness should hold for any data that can be sampled and that include a sufficient number of ranked observations. Therefore, in the same way that our results show that essentially all Atlas models should be Zipfian, our results also show that many empirically realistic first-order models should be quasi-Zipfian.

Both Zipf’s law and quasi-Zipf’s law represent a form of universality, since systems across both the natural and social sciences frequently follow these distributions. This universality has led researchers to try to explain it, especially in the case of Zipf’s law. Our results in this paper are the first to characterize the conditions under which rank-based models will be Zipfian and quasi-Zipfian. The rank-based Atlas and first-order models that we consider are able to reproduce the empirical distributions of any time-dependent rank-based random systems that are asymptotically stable (Fernholz, 2002), and thus our results are applicable to such general systems as well. Because the conditions under which Zipf’s law and quasi-Zipf’s law obtain are satisfied by many real-world systems, our results offer an explanation for the universality of both forms of Zipf’s law.

The result that random systems that follow the strong form of Gibrat’s law will satisfy Zipf’s law is similar to Gabaix (1999, 2009), who shows that Zipf’s law emerges from a geometric Brownian motion that is either reflected near zero, or for which the death rate or the value at birth is near zero. This result is also reproduced in discrete time using “Kesten processes” (Kesten, 1973). These results that Zipf’s law emerges from the strong form of Gibrat’s law plus an arbitrarily small “friction,” which is needed to stabilize the process, are all consistent with our result about the universality of Zipfian Atlas models. Nonetheless, the previous literature on Zipf’s law differs from our rank-based approach in several important ways.

¹Even though frequency is not the same as rank, the same basic straight-line pattern still represents Zipf’s law. In particular, a log-log plot of frequency versus size with slope -2 corresponds to Zipf’s law. See Axtell (2001) or Gabaix (2016).

The original result of Gabaix (1999) was used to explain Zipf’s law for the distribution of U.S. city sizes. However, there is little evidence of a literal reflecting barrier at some arbitrarily small size of city, a point that Gabaix (1999) acknowledges. The same logic applies to models in which cities randomly disappear and then are reborn at some constant level of population, an assumption that again seems at odds with the observed behavior of city population dynamics over time. In contrast, our result about Zipf’s law necessarily being satisfied for Atlas models that cover a sufficient number of ranks does not commit to or require any specific frictions. We use Atlas models simply as a way of modeling the top ranks of large systems of continuous semimartingales that follow Gibrat’s law. The specific friction that ensures asymptotic stability and nondegeneracy of these systems is unimportant for the underlying result. In this way, our results about the universality of Zipf’s law are achieved with more generality than in the previous literature.

This paper is organized as follows. Section 2 presents the definitions of conservation and completeness and discusses the meaning of these two conditions. Section 3 shows that Atlas models must be Zipfian if they are conservative and complete. Section 4 shows that in many cases, first-order models must be quasi-Zipfian if they are conservative and complete. Section 5 concludes. All proofs are reported in Appendix A, while Appendices B and C present counterexamples that demonstrate the necessity of certain conditions for our main results.

2 Rank-Based Systems of Continuous Semimartingales

Consider a system of positive-valued time-dependent data $\{Z_1(t), Z_2(t), \dots\}$ of indefinite but finite and potentially time-varying size. These data represent two classes of objects, *members* and *families*. The members are contained within the families, with $Z_i(t)$ indicating the number of members contained in the i -th family at time t . These members within families may take many different forms—people in cities, income or wealth of households, employees, assets, or capital of firms, occurrences of words, or bird sightings of species.

2.1 Setup and Preliminary Results

In order to model the top ranks of these positive-valued time-dependent data, we use systems of continuous semimartingales X_1, \dots, X_n of the form

$$d \log X_i(t) = \gamma_i(t) dt + \sigma_i(t) dW_i(t), \quad (2.1)$$

where W is a Brownian motion and the processes γ_i and σ_i are measurable and adapted to the Brownian filtration. This is a common approach in mathematical finance and statistics that, because it imposes few restrictions on the underlying data generation process, is consistent with almost any economic or financial model. In particular, the system X_1, \dots, X_n is likely to provide a reasonable representation of the data, $\{Z_1(t), Z_2(t), \dots\}$, provided that: (1) the changes, $dZ_i(t)$, are proportional to the values, $Z_i(t)$, (2) the changes, $d \log Z_i(t)$, are composed of many small, independent perturbations, and (3) the relative changes in the different Z_i are independent.

For a system of positive continuous semimartingales X_1, \dots, X_n , we define the *rank function* to be the random permutation $r_t \in \Sigma_n$ such that $r_t(i) < r_t(j)$ if $X_i(t) > X_j(t)$ or if $X_i(t) = X_j(t)$ and $i < j$. The *rank processes* $X_{(1)} \geq \dots \geq X_{(n)}$ are defined by $X_{(r_t(i))}(t) = X_i(t)$.

If the $\log X_i$ satisfy certain regularity conditions, then, for all $k = 1, \dots, n$, the rank processes satisfy,

$$d \log X_{(k)}(t) = \sum_{i=1}^n \mathbb{1}_{\{r_t(i)=k\}} d \log X_i(t) + \frac{1}{2} d\Lambda_{k,k+1}^X(t) - \frac{1}{2} d\Lambda_{k-1,k}^X(t), \quad \text{a.s.}, \quad (2.2)$$

where $\Lambda_{k,k+1}^X$ is the local time at the origin for $\log X_{(k)} - \log X_{(k+1)}$, with $\Lambda_{0,1}^X = \Lambda_{n,n+1}^X \equiv 0$.² For each $k = 1, \dots, n-1$, the local time process $\Lambda_{k,k+1}^X$ measures the amount of time the process $\log X_{(k)} - \log X_{(k+1)}$ spends near zero (Karatzas and Shreve, 1991).

Lemma 2.1. *For $N > 1$, let X_1, \dots, X_N be positive continuous semimartingales that satisfy (2.2). For $n < N$, define*

$$X_{[n]} \triangleq X_{(1)} + \dots + X_{(n)}. \quad (2.3)$$

Then

$$\frac{dX_{[n]}(t)}{X_{[n]}(t)} = \sum_{i=1}^N \mathbb{1}_{\{r_t(i) \leq n\}} \frac{dX_i(t)}{X_{[n]}(t)} + \frac{X_{(n)}(t)}{2X_{[n]}(t)} d\Lambda_{n,n+1}^X(t), \quad \text{a.s.} \quad (2.4)$$

Lemma 2.1 describes the dynamic relationship between the combined size of the n largest families $X_{[n]}$ and the local time process $\Lambda_{n,n+1}^X$. This local time process compensates for turnover among the top n ranks. Over time, some of the largest families will decrease in size and exit from the top n ranks, while some smaller families will increase in size and consequently enter into the top n ranks. This process of entry and exit among the top n ranks is encompassed by the local time process in (2.4). Because the “frictions” that are necessary to stabilize a geometric Brownian motion and generate Zipf’s law (Gabaix, 1999) are equivalent to the entry and exit that occurs among the top n ranks of a random system, it follows that the local time process $\Lambda_{n,n+1}^X$ also encompasses any frictions that act upon a random system.

In empirical applications, it is common to encounter data $\{Z_1(t), Z_2(t), \dots\}$ that are not continuous semimartingales. In this case, the local time process $\Lambda_{n,n+1}^X$ is defined implicitly by equation (2.4), since all the other terms in that equation are observable. Figure 2 plots local time processes for the distribution of total market capitalizations of U.S. stocks from 1990–1999 using such an implicit construction via (2.4).³

Definition 2.2. (Fernholz, 2002) A system of positive continuous semimartingales X_1, \dots, X_n is *asymptotically stable* if

1. $\lim_{t \rightarrow \infty} t^{-1} (\log X_{(1)}(t) - \log X_{(n)}(t)) = 0, \quad \text{a.s. (coherence);}$
2. $\lim_{t \rightarrow \infty} t^{-1} \Lambda_{k,k+1}^X(t) = \lambda_{k,k+1} > 0, \quad \text{a.s.};$
3. $\lim_{t \rightarrow \infty} t^{-1} \langle \log X_{(k)} - \log X_{(k+1)} \rangle_t = \sigma_{k,k+1}^2 > 0, \quad \text{a.s.};$

for $k = 1, \dots, n-1$, where the local time and quadratic-variation parameters $\lambda_{k,k+1}$ and $\sigma_{k,k+1}^2$ are constants.

²See Fernholz (2001) and Banner and Ghomrasni (2008). The necessary regularity conditions include the requirement that the $\log X_i$ spend no local time at triple points.

³This figure is reproduced from Fernholz (2002).

Throughout this paper, we assume that the systems of continuous semimartingales we consider are asymptotically stable in the sense of Definition 2.2. A growing body of both theoretical and empirical research documents the various systems of asymptotically stable continuous semimartingales that satisfy the asymptotic identity

$$\lim_{T \rightarrow \infty} \frac{1}{T} \int_0^T (\log X_{(k)}(t) - \log X_{(k+1)}(t)) dt = \frac{\sigma_{k,k+1}^2}{2\lambda_{k,k+1}}, \quad \text{a.s.}, \quad (2.5)$$

for $k = 1, \dots, n-1$. Banner et al. (2005) show that Atlas models and first-order models, which are systems of exchangeable continuous semimartingales with growth rates and volatilities that vary only by rank, generate stationary distributions that satisfy (2.5). Ichiba et al. (2011) go one step further and show that systems of non-exchangeable processes with growth rates and volatilities that vary by both rank and name (denoted by index i) also generate stationary distributions that satisfy (2.5).

On the empirical side, Fernholz (2017b) describes the procedure for generating a predicted size distribution according to (2.5) using estimates of the local time processes $\Lambda_{n,n+1}^\Xi$ combined with estimates of the quadratic-variation parameters $\sigma_{k,k+1}^2$. The results of this procedure applied to the distribution of total market capitalizations of U.S. stocks from 1990–1999 are shown in Figure 3, which shows the actual and predicted capital distributions for this 1990–1999 time period. The predicted curve in this figure is generated using the local time estimates reported in Figure 2 and based on (2.4). Figure 3 clearly shows a close match between the actual and predicted capital distribution curves over this time period.

Following the same basic procedure, Fernholz and Koch (2016) and Fernholz (2017b) show that (2.5) provides an accurate description of the empirical distributions of, respectively, the assets of U.S. bank-holding companies, commercial banks, and thrifts and the relative normalized prices of commodities.⁴ In fact, while it remains an open question to characterize the necessary and sufficient conditions for a system of asymptotically stable continuous semimartingales to satisfy (2.5), there are to our knowledge no documented examples of stable systems with distributions that do not approximately satisfy this equation. Following this substantial literature, then, we assume that all asymptotically stable systems of continuous semimartingales that we encounter in this paper satisfy (2.5).

The strong form of Gibrat’s law for continuous semimartingales requires that the processes X_i have equal growth rates and volatilities, regardless of their rank (Gabaix, 2009).⁵ In Section 3, we show that the strong form of Gibrat’s law is equivalent to an Atlas model and, using (2.5), we replicate the result of Gabaix (1999, 2009) that the strong form of Gibrat’s law generates a stationary Pareto distribution. The rank-based characterization of (2.5), however, allows for far more generality than Gibrat’s law. Indeed, as Fernholz (2017b) explains, the well-known result that Gibrat’s law yields a Pareto distribution is just one special case of the more general result in (2.5).

2.2 A Large, Fixed Sample: Conservative and Complete

We wish to examine the behavior of a fixed-size random sample of changing family members over time. We denote this fixed sample by $\{\Xi_1(t), \Xi_2(t), \dots\}$, with $\Xi_i(t)$ indicating the number of family members from

⁴In addition to these applications, Fernholz (2017b) shows that implicit estimates of the local time processes based on (2.4) can also be used to forecast future relative commodity prices using this same equation.

⁵In fact, equal growth rates are not possible for all ranks $k = 1, \dots, n$, since the bottom-ranked process, $X_{(n)}$, must necessarily have a higher growth rate in order to ensure asymptotic stability of the system. See Fernholz and Fernholz (2014) for a detailed discussion.

the sample that are contained in the i -th family at time t . As long as this sample is sufficiently large, the distribution of family members for this random sample will be approximately the same as the distribution of family members for the full data $\{Z_1(t), Z_2(t), \dots\}$. Furthermore, because the number of family members in the random sample is, by construction, constant over time, it follows that for large enough n the size of the largest n families, $\Xi_{[n]}(t)$, should be approximately constant over time.

We model the top $n > 1$ ranks of the fixed-size sample $\{\Xi_1(t), \Xi_2(t), \dots\}$ by the top n ranks of a system of continuous semimartingales $\{X_1, \dots, X_N\}$, where $N > n$. We shall consider the behavior of such systems in the limit as both n and $N > n$ tend to infinity. In these cases, we assume that each system $\{X_1, \dots, X_N\}$, for $N \in \mathbb{N}$, is asymptotically stable and shares the same set of asymptotic rank-based parameters $\{\lambda_{k,k+1}\}_{k \in \mathbb{N}}$ and $\{\sigma_{k,k+1}^2\}_{k \in \mathbb{N}}$.

Definition 2.3. The system of positive continuous semimartingales $\{X_1, \dots, X_N\}$, for $N \in \mathbb{N}$, is *conservative* if

$$\lim_{N > n \rightarrow \infty} \mathbb{E} \left[\frac{dX_{[n]}(t)}{X_{[n]}(t)} \right] = 0, \quad (2.6)$$

where the expectation is for the stable distribution.

Definition 2.3 formalizes the notion that, for large n , the expected combined size of the n largest families should be approximately constant. In other words, the model X_1, \dots, X_N conserves the “mass” inside of the top n ranks. As we shall demonstrate below, the conservation condition of (2.6) is one of the two conditions needed to establish Zipf’s law under the strong form of Gibrat’s law. It is also one of the conditions needed to establish quasi-Zipf’s law when the data only partially follow Gibrat’s law.

Recall that the local time process $\Lambda_{n,n+1}^X$ from (2.4) encompasses the process of entry and exit among the top n ranks of a random system, and that this process of entry and exit is equivalent to any frictions that act upon this system. In order that the top ranks of a system not depend on replacement from below, the expected contribution of the local time term in (2.4) should vanish for sufficiently large n . This condition is equivalent to the requirement that any frictions that act upon a system vanish in the limit, even though we do not commit to any specific frictions.

Definition 2.4. The system of positive continuous semimartingales $\{X_1, \dots, X_N\}$, for $N \in \mathbb{N}$, is *complete* if

$$\lim_{N > n \rightarrow \infty} \mathbb{E} \left[\frac{X_{(n)}(t)}{X_{[n]}(t)} d\Lambda_{n,n+1}^X(t) \right] = 0, \quad (2.7)$$

where the expectation is for the stable distribution.

The conservation condition (2.6) from Definition 2.3 must, by construction, hold for a fixed random sample of family members, and thus it should be imposed on large models of random systems of data for which members can be sampled over time. The completeness condition (2.7) from Definition 2.4 should hold for large random systems of data that do not depend on outside phenomena for their growth, and thus it should be imposed on models that include a sufficiently large number of ranked families. In Section 3, we show that these two conditions are together sufficient to establish Zipf’s law under the strong form of Gibrat’s law. Furthermore, even if a model does not follow the strong form of Gibrat’s law, we show that in many cases conservation and completeness are still sufficient to establish quasi-Zipf’s law.

3 Atlas Models

The simplest model we consider is an *Atlas model* (Fernholz, 2002), a system of positive continuous semimartingales X_1, \dots, X_n defined by

$$d \log X_i(t) = (-g + ng \mathbb{1}_{\{r_i(i)=n\}}) dt + \sigma dW_i(t), \quad (3.1)$$

where g and σ are positive constants, and (W_1, \dots, W_n) is a Brownian motion. Atlas models satisfy the strong form of Gibrat's law, since all processes X_i have equal growth rates, $-g$, and equal volatilities, σ , except for the bottom-ranked "Atlas" process which grows at the faster rate of $-g + ng > 0$. This faster growth at the bottom rank is necessary to ensure asymptotic stability and nondegeneracy of the system X_1, \dots, X_n (Fernholz and Fernholz, 2014), and it is equivalent to the "frictions" that are necessary for stationarity under Gibrat's law (Gabaix, 2009; Fernholz, 2017b).

Because the processes X_i are exchangeable, they asymptotically spend equal time in each rank, and thus each process has zero asymptotic log-drift (Banner et al., 2005). This implies that the entire system X_1, \dots, X_n also has zero asymptotic log-drift. Our analysis in this paper considers the long-run, asymptotic behavior of systems of continuous semimartingales, and hence we assume that all Atlas models are in their stationary distributions.

Banner et al. (2005) show that Atlas models are asymptotically stable (Definition 2.2) with parameters

$$\lambda_{k,k+1} = 2kg \quad \text{and} \quad \sigma_{k,k+1}^2 = 2\sigma^2, \quad \text{a.s.}, \quad (3.2)$$

for $k = 1, \dots, n-1$. Furthermore, Atlas models satisfy (2.5), so that

$$\lim_{T \rightarrow \infty} \frac{1}{T} \int_0^T (\log X_{(k)}(t) - \log X_{(k+1)}(t)) dt = \frac{\sigma_{k,k+1}^2}{2\lambda_{k,k+1}} = \frac{\sigma^2}{2kg}, \quad \text{a.s.}, \quad (3.3)$$

for $k = 1, \dots, n-1$, which implies that the slope of a plot of log-size versus log-rank satisfies

$$-\frac{\sigma^2}{2g} - \frac{\sigma^2}{4kg} < \lim_{T \rightarrow \infty} \frac{1}{T} \int_0^T \frac{\log X_{(k)}(t) - \log X_{(k+1)}(t)}{\log(k) - \log(k+1)} dt < -\frac{\sigma^2}{2g}, \quad \text{a.s.}, \quad (3.4)$$

for all $k = 1, \dots, n-1$. According to (3.4), for large k , this log-log slope satisfies

$$\lim_{T \rightarrow \infty} \frac{1}{T} \int_0^T \frac{\log X_{(k)}(t) - \log X_{(k+1)}(t)}{\log(k) - \log(k+1)} dt \approx -\frac{\sigma^2}{2g}, \quad \text{a.s.} \quad (3.5)$$

The stationary distribution of the system X_1, \dots, X_n is Pareto if the log-size versus log-rank plot with slope characterized in (3.5) is a straight line (Newman, 2005). Furthermore, if the slope of such a log-log plot is equal to -1 , then the stationary distribution satisfies Zipf's law (Gabaix, 1999). We refer to a model that satisfies Zipf's law as a *Zipfian* model. According to (3.5), Atlas models generate a stationary Pareto distribution, and this distribution satisfies Zipf's law if and only if $\sigma^2 = 2g$.⁶ Given the equivalence between Atlas models and the strong form of Gibrat's law discussed above, (3.5) is equivalent to the result that the strong form of Gibrat's law generates a Pareto distribution, consistent with Gabaix (1999, 2009).

⁶For an Atlas model with $\sigma^2/2g \leq 1$, we have that $\mathbb{E}[X_{[n]}(t)]$ diverges to infinity as n increases, so it would appear that the total number of family members becomes infinite. However, this limit as n tends to infinity is used as a mathematical device to characterize the behavior of the system for large n , and there is no intention here of considering infinite systems, even though methods have been developed to accomplish this (see, for example, Pal and Pitman (2008)).

We wish to characterize Zipf's law in terms of the conservation and completeness conditions of Definitions 2.3 and 2.4. For an Atlas model, Itô's rule implies that

$$dX_i(t) = \left(\frac{\sigma^2}{2} - g + ng \mathbb{1}_{\{r_t(i)=n\}} \right) X_i(t) dt + \sigma X_i(t) dW_i(t), \quad \text{a.s.}, \quad (3.6)$$

for all $i = 1, \dots, n$. For the total number of members of all families $X_{[n]} = X_1 + \dots + X_n$, (3.6) implies that

$$dX_{[n]}(t) = \left(\frac{\sigma^2}{2} - g \right) X_{[n]}(t) dt + X_{[n]}(t) dM(t) + ngX_{(n)}(t) dt, \quad \text{a.s.}, \quad (3.7)$$

where M is a martingale incorporating all of the terms σW_i , and this yields

$$\frac{dX_{[n]}(t)}{X_{[n]}(t)} = \left(\frac{\sigma^2}{2} - g \right) dt + dM(t) + \frac{ngX_{(n)}(t)}{X_{[n]}(t)} dt, \quad \text{a.s.} \quad (3.8)$$

As discussed in Section 2, the model X_1, \dots, X_n represents the top n ranks of a larger system X_1, \dots, X_N , with $N > n$. In this sense, then, the last term of (3.8) is analogous to the local time term of (2.4), and it plays the same role of compensating for entry and exit in and out of the top n ranks of the larger system X_1, \dots, X_N . Indeed, (3.2) implies that

$$\mathbb{E}[d\Lambda_{n,n+1}^X(t)] = \lambda_{n,n+1} dt = 2ng dt, \quad (3.9)$$

so that for Atlas models, Definition 2.4 can be simplified to

$$\lim_{n \rightarrow \infty} \mathbb{E} \left[\frac{ngX_{(n)}(t)}{X_{[n]}(t)} \right] = 0. \quad (3.10)$$

With this simplification, we can characterize the necessary and sufficient conditions for a Zipfian Atlas model.

Theorem 3.1. *For an Atlas model of the form (3.1), the conditions of conservation,*

$$\lim_{n \rightarrow \infty} \mathbb{E} \left[\frac{dX_{[n]}(t)}{X_{[n]}(t)} \right] = 0, \quad (3.11)$$

and completeness,

$$\lim_{n \rightarrow \infty} \mathbb{E} \left[\frac{ngX_{(n)}(t)}{X_{[n]}(t)} \right] = 0, \quad (3.12)$$

are equivalent to Zipf's law.

Theorem 3.1 shows that an Atlas model satisfies Zipf's law if and only if it is conservative and complete.⁷ Of course, this means that a model that follows the strong form of Gibrat's law satisfies Zipf's law if and only if it is conservative and complete as well.

Zipf's law is a form of universality, since it is found across many different and unrelated phenomena ranging from the populations of cities (Gabaix, 1999) to the frequency of words in a text (Zipf, 1935) to the employees of firms (Axtell, 2001). The wide and diverse range of distributions satisfying Zipf's law suggests that any attempt to explain it should be general and not rely on details that are specific to a particular random system, a point emphasized by Gabaix (1999). The result of Theorem 3.1 and our general approach using rank-based Atlas models are both consistent with this requirement. As we detailed in Section 2, if

⁷In Appendix B, we demonstrate the necessity of the Atlas-model condition in Theorem 3.1 by constructing a first-order model that generates a Pareto size distribution that violates Zipf's law.

a system of positive-valued, time-dependent data can be modeled by continuous semimartingales, then a representative model of that data that includes a large number of ranks should be both conservative and complete, provided that a large fixed sample of family members could exist. If these data follow the strong form of Gibrat’s law, then these continuous semimartingales can be represented by an Atlas model. Of course, such a conservative and complete Atlas model must be Zipfian, as shown by Theorem 3.1. In this manner, we provide an explanation for the universality of Zipf’s law.

The result that the strong form of Gibrat’s law implies Zipf’s law is similar to Gabaix (1999, 2009). Indeed, Gabaix (1999, 2009) shows that a geometric Brownian motion generates a stationary distribution that approximately satisfies Zipf’s law if there is either a reflecting barrier that is near zero or a death rate or value at birth that is near zero. This result that Zipf’s law emerges from the strong form of Gibrat’s law plus an arbitrarily small friction is consistent with Theorem 3.1. In the context of Atlas models, all frictions that affect a random system of data $\{\Xi_1(t), \Xi_2(t), \dots\}$ are encompassed by the Atlas process. The Atlas process, in turn, is analogous to the local time term from (2.4), which, as discussed in Section 2, compensates for entry and exit in and out of the top n ranks of $\{\Xi_1(t), \Xi_2(t), \dots\}$. As a consequence, the result in Theorem 3.1 using rank-based Atlas models does not rely on the presence of any specific frictions. Instead, this result shows that Zipf’s law emerges for the top ranks of a large system of continuous semimartingales that follow Gibrat’s law regardless of what the specific friction that ensures asymptotic stability of that system is. In this manner, our result in Theorem 3.1 confirms a hypothesis of Gabaix (1999) about the friction-invariant universality of Zipf’s law.

Finally, it is important to note that few real-world systems appear to follow Zipf’s law once a large number of ranked observations are considered. In fact, two of the most prominent examples of Zipf’s law in economics—the distributions of firm employees and city populations—have log-log plots of size versus rank that are concave rather than straight lines with slope -1 . These deviations from Zipf’s law can be seen in Figure 1 of Axtell (2001) and Figure 10 of Eeckhout (2004). While both of these log-log plots are close to being straight lines with slope -1 , once enough ranked observations are considered, it is clear that a concave curve provides a better fit of the data. In the case of the city size distribution, Gabaix (1999) hypothesized that log-log plots that deviate from Zipf’s law in this way are potentially caused by higher volatilities at lower ranks. We expand on this idea and generalize the definition of Zipf’s law in the next section.

4 First-Order Models

A *first-order model* (Fernholz, 2002) is a system of positive continuous semimartingales X_1, \dots, X_n with

$$d \log X_i(t) = g_{r_t(i)} dt + \sigma_{r_t(i)} dW_i(t), \quad (4.1)$$

where the σ_k are positive constants and the g_k are constants satisfying $g_1 + \dots + g_n = 0$ and $g_1 + \dots + g_k < 0$, for all $k < n$. As with Atlas models, (W_1, \dots, W_n) is a Brownian motion. First-order models are more general than Atlas models, since by varying the growth rate parameters, g_k , and volatility parameters, σ_k , across different ranks k , they allow for deviations from Gibrat’s law.⁸ Banner et al. (2005) show that first-order

⁸Like with Atlas models, the processes X_i that form a first-order model are exchangeable, and hence each X_i asymptotically spends equal time in each rank and has zero asymptotic log-drift (Banner et al., 2005).

models are asymptotically stable (Definition 2.2) with parameters

$$\lambda_{k,k+1} = -2(g_1 + \cdots + g_k), \quad \text{a.s.}, \quad (4.2)$$

and

$$\sigma_{k,k+1}^2 = \sigma_k^2 + \sigma_{k+1}^2, \quad \text{a.s.}, \quad (4.3)$$

for $k = 1, \dots, n-1$.

Consider a fixed-size random sample of members of families over time $\{\Xi_1(t), \Xi_2(t), \dots\}$, as in Section 2. Suppose that this fixed random sample is asymptotically stable with corresponding local time and quadratic-variation parameters $\lambda_{k,k+1}$ and $\sigma_{k,k+1}^2$, for $k = 1, \dots, n-1$, defined as in Definition 2.2. The *first-order approximation* of the top n ranks of this system is the first-order model X_1, \dots, X_n with parameters

$$\begin{aligned} g_k &= \frac{1}{2}\lambda_{k-1,k} - \frac{1}{2}\lambda_{k,k+1}, \quad \text{for } k = 1, \dots, n-1, \\ g_n &= \frac{1}{2}\lambda_{n-1,n}, \\ \sigma_1^2 &= \frac{1}{2}\sigma_{1,2}^2, \\ \sigma_k^2 &= \frac{1}{4}(\sigma_{k-1,k}^2 + \sigma_{k,k+1}^2), \quad \text{for } k = 2, \dots, n. \end{aligned} \quad (4.4)$$

If a time-dependent random system satisfies the asymptotic identity (2.5), then the first-order approximation of this random system will generate approximately the same asymptotic size distribution as the original system. In particular, if the random sample $\{\Xi_1(t), \Xi_2(t), \dots\}$ satisfies the asymptotic identity (2.5), so that

$$\lim_{T \rightarrow \infty} \frac{1}{T} \int_0^T (\log \Xi_{(k)}(t) - \log \Xi_{(k+1)}(t)) dt = \frac{\sigma_{k,k+1}^2}{2\lambda_{k,k+1}}, \quad \text{a.s.}, \quad (4.5)$$

for all $k = 1, \dots, n-1$, then the corresponding first-order model X_1, \dots, X_n satisfies

$$\lim_{T \rightarrow \infty} \frac{1}{T} \int_0^T (\log X_{(k)}(t) - \log X_{(k+1)}(t)) dt = \frac{\sigma_k^2 + \sigma_{k+1}^2}{2\lambda_{k,k+1}}, \quad \text{a.s.}, \quad (4.6)$$

with parameters

$$\sigma_1^2 = \frac{1}{2}\sigma_{1,2}^2, \quad \sigma_k^2 = \frac{1}{4}(\sigma_{k-1,k}^2 + \sigma_{k,k+1}^2), \quad \text{and} \quad \lambda_{k,k+1} = \lambda_{k,k+1}.$$

It follows that the log-log plot of family size versus rank generated by the first-order approximation of the random sample $\{\Xi_1(t), \Xi_2(t), \dots\}$ is a smoothed version of the log-log plot for that random sample.

In Theorem 3.1, we established that an Atlas model that is conservative and complete has a log-log plot of family size versus rank with slope approximately equal to -1 , and hence that model is Zipfian. Many time-dependent rank-based systems have empirical size distributions that only approximately follow Zipf's law, with a log-log plot that is concave rather than straight. This motivates us to define a broader class of Zipf-like systems.

Definition 4.1. A model is *quasi-Zipfian* if the asymptotic slope parameters defined by

$$s_k \triangleq k \lim_{T \rightarrow \infty} \frac{1}{T} \int_0^T (\log X_{(k)}(t) - \log X_{(k+1)}(t)) dt, \quad (4.7)$$

for $k = 1, \dots, n-1$, satisfy $s_1 \leq 1$ and as k increases s_k either diverges to infinity or

$$\lim_{k \rightarrow \infty} s_k \geq 1. \quad (4.8)$$

We refer to a model that is quasi-Zipfian as satisfying *quasi-Zipf's law*. Definition 4.1 states that a model is quasi-Zipfian if the approximate slope of a plot of log-size versus log-rank is not steeper than -1 at the highest ranks and not flatter than -1 at the lowest ranks. Indeed, the slope parameters s_k defined by (4.7) are approximately equal to minus the slope of a log-log plot of size versus rank. According to (4.6) and (4.7), for the first-order model (4.1), these parameters are given by

$$s_k = \frac{k(\sigma_k^2 + \sigma_{k+1}^2)}{2\lambda_{k,k+1}}, \quad (4.9)$$

for $k = 1, \dots, n-1$

To see the relationship between the slope parameters s_k and the slope of a plot of log-size versus log-rank, note that (4.7) implies that

$$-s_k \left(1 + \frac{1}{2k}\right) < \lim_{T \rightarrow \infty} \frac{1}{T} \int_0^T \frac{\log X_{(k)}(t) - \log X_{(k+1)}(t)}{\log(k) - \log(k+1)} dt < -s_k, \quad \text{a.s.}, \quad (4.10)$$

for all $k = 1, \dots, n-1$, so for large k we have

$$\lim_{T \rightarrow \infty} \frac{1}{T} \int_0^T \frac{\log X_{(k)}(t) - \log X_{(k+1)}(t)}{\log(k) - \log(k+1)} dt \approx -s_k, \quad \text{a.s.} \quad (4.11)$$

According to (4.10) and (4.11), the slope parameters s_k are approximately equal to minus the slope of a log-log plot of family size versus rank, and this approximation is quite accurate at low ranks, but can be off by a factor of as much as one-half for the top two ranks.⁹ For expositional simplicity, we shall treat the slope parameters s_k as the true log-log slopes between adjacent ranks. Nonetheless, it is important to remember that this equivalence is only as accurate as the range in inequality (4.10).

With this qualification in mind, Definition 4.1 essentially states that a log-size versus log-rank plot must have a “tangent” of slope -1 in order for a model to be quasi-Zipfian. Of course, because (4.11) necessarily imposes piecewise linearity for such a log-log plot, this “tangency” means only that the slope of line segments is not steeper than -1 at the highest ranks and not flatter than -1 at the lowest ranks. A Zipfian model is also quasi-Zipfian, since the former requires that the log-size versus log-rank plot is a straight line with a slope of -1 . Indeed, the tangent of slope -1 required for a quasi-Zipfian model becomes the entire log-log plot if the strongest form of Gibrat’s law obtains, as shown by Theorem 3.1. In this sense, Definition 4.1 generalizes the notion of Zipf’s law to models that deviate from Gibrat’s law and do not asymptotically follow uniform Pareto size distributions. We show that quasi-Zipf’s law is universal for models that deviate from Gibrat’s law in a specific but realistic manner, in much the same way that Theorem 3.1 shows that Zipf’s law is universal for models that do follow Gibrat’s law.

Theorem 4.2. *Consider a first-order model of the form (4.1) such that*

$$\begin{aligned} g_1 = g_2 = \dots = g_{n-1} = -g < 0, \\ 0 < \sigma_1 \leq \sigma_2 \leq \dots \leq \sigma_n, \end{aligned} \quad (4.12)$$

and

$$\lim_{n \rightarrow \infty} \mathbb{E} \left[\frac{X_{(1)}(t)}{X_{[n]}(t)} \right] \leq \frac{1}{2}. \quad (4.13)$$

⁹Interestingly, the correction by a factor of one-half for s_1 shown in (4.10) matches the correction by one-half proposed by Gabaix and Ibragimov (2011) when using OLS to estimate the slope of a straight-line log-log plot of rank versus size.

Then, the conditions of conservation,

$$\lim_{n \rightarrow \infty} \mathbb{E} \left[\frac{dX_{[n]}(t)}{X_{[n]}(t)} \right] = 0, \quad (4.14)$$

and completeness,

$$\lim_{n \rightarrow \infty} \mathbb{E} \left[\frac{ngX_{(n)}(t)}{X_{[n]}(t)} \right] = 0, \quad (4.15)$$

imply that the model is quasi-Zipfian.

A first-order model that satisfies condition (4.12) from Theorem 4.2 follows Gibrat's law for growth rates but not necessarily for volatilities. Such a first-order model has the same growth rate parameter restrictions as the Atlas model (3.1), with $g_n = -g + ng > 0$ equivalent to the bottom-ranked Atlas process from (3.1).¹⁰ According to (4.2), these common growth rates imply that the simplified definition of completeness for Atlas models (3.12) also applies to first-order models that satisfy (4.12). Because condition (4.12) from Theorem 4.2 ensures only that the volatilities σ_k weakly increase as family size decreases, first-order models that satisfy these conditions are more general than Atlas models.

For a first-order model satisfying condition (4.12), the conservation and completeness conditions (2.6) and (2.7) are equivalent, respectively, to conditions (4.14) and (4.15). Theorem 4.2 demonstrates that a first-order model satisfying (4.12) and (4.13) is quasi-Zipfian if it is conservative and complete. As discussed in Sections 2 and 3, all realistic models of family member dynamics should be conservative and complete. An implication of Theorem 4.2, then, is that all first-order models that follow Gibrat's law for growth rates and have volatilities that decrease with family size should be quasi-Zipfian, provided that the largest family does not encompass more than half of the total population.¹¹

According to (4.2) and (4.9), a first-order model that satisfies condition (4.12) from Theorem 4.2 will have slope parameters given by

$$s_k = \frac{\sigma_k^2 + \sigma_{k+1}^2}{4g}, \quad (4.16)$$

for $k = 1, \dots, n-1$. Because (4.12) also ensures that the volatilities σ_k are weakly increasing in k , it follows from (4.16) that any first-order model that satisfies (4.12) will have a log-log plot of family size versus rank that is concave. Of course, if the model is also conservative and complete and satisfies condition (4.13), then Theorem 4.2 implies that this concave curve will also have a tangent of -1 somewhere along it. Many real-world size distributions follow this quasi-Zipfian pattern, including the assets of U.S. banks (Fernholz and Koch, 2016), the wealth of U.S. households (Fernholz, 2017a), and the capitalization of U.S. stocks (Figure 3). Interestingly, these quasi-Zipfian systems even include some examples that are typically not considered to follow a Pareto distribution. For example, Figure 5b from Newman (2005) shows a log-log plot of rank versus the frequency of North American birth sightings that is clearly concave and with a tangent line at -1 somewhere along the curve.

The distributions of firm employees and city populations are two of the most prominent examples of Zipf's law in economics. However, as discussed in Section 3, these examples do not quite conform to the strict requirements of Zipf's law, especially if a large number of ranked observations are considered. Instead, both the U.S. firm and city size distributions have log-log plots of size versus rank that are concave curves

¹⁰Recall that faster growth at the bottom rank is necessary for asymptotic stability of the model and is equivalent to the "frictions" that are necessary for stationarity under Gibrat's law (Gabaix, 2009; Fernholz, 2017b).

¹¹In Appendix C, we demonstrate the necessity of a condition of the form (4.13) by constructing a conservative and complete first-order model that satisfies (4.12), but that violates (4.13) and is not quasi-Zipfian.

with a tangent line at -1 somewhere. This concave shape can be seen for firm employees in Figure 1 of Axtell (2001), and for city populations in Figure 4 of Ioannides and Skouras (2013). Definition 4.1 and Theorem 4.2 give meaning to these deviations, and show that the city and firm size distributions in fact satisfy quasi-Zipf’s law rather than Zipf’s law.

Gabaix (1999) postulates that the concave shape of the log-log plot of U.S. city populations is due to higher volatility parameters σ_k at lower ranks, but it remains an open question to establish empirically just how common this and the first condition of (4.12) from Theorem 4.2 actually are. One system that roughly satisfies both of these conditions is the total market capitalizations of U.S. stocks. Figures 4 and 5 plot, respectively, estimates of the first-order parameters g_k and σ_k using monthly data on the capitalization of U.S. stocks from 1990–1999. These parameters are estimated using (2.4) and (4.2) for the g_k , and the quadratic variation of the time series for the σ_k . The contrast between the relatively level g_k parameters in Figure 4 and the rising σ_k parameters in Figure 5 is stark, and is consistent with both parts of condition (4.12). Furthermore, Figure 3 shows that the distribution curve implied by the estimated parameters g_k and σ_k closely matches the empirical distribution curve from 1990–1999, so the estimated first-order model in this case is accurately describing the data. Not surprisingly, then, Theorem 4.2 provides a valid prediction for this system. Indeed, both the empirical and predicted distribution curves in Figure 3 are flatter than -1 at the highest ranks and steeper than -1 at the lowest ranks, with the point at which a line of slope -1 is tangent to the curve highlighted for emphasis. In other words, the capitalization of U.S. stocks is quasi-Zipfian, as predicted by our results.

Just as with Zipf’s law, quasi-Zipf’s law is also a form of universality since many different and unrelated random systems satisfy quasi-Zipf’s law. As in Section 3, our results about quasi-Zipfian models in this section do not rely on any details or frictions that are specific to a particular random system. Because a system of positive-valued, time-dependent data that includes a large number of ranked observations can be modeled by a first-order model that is both conservative and complete, Theorem 4.2 implies that all such systems that satisfy the conditions (4.12) and (4.13) should satisfy quasi-Zipf’s law. In other words, this theorem provides an explanation for the universality of quasi-Zipf’s law.

5 Conclusion

This paper characterizes the conditions under which rank-based models of continuous semimartingales generate size distributions that satisfy different versions of Zipf’s law. We show that an Atlas model, which follows the strong form of Gibrat’s law by definition, will satisfy Zipf’s law if and only if the model is conservative and complete. We also show that a first-order model that deviates from Gibrat’s law in a specific but realistic manner will be quasi-Zipfian—a generalization of Zipf’s law in which a log-log plot of size versus rank must only have a tangent at -1 somewhere—if the model is again conservative and complete. Because these conditions of conservation and completeness should be satisfied by almost all time-dependent random systems that cover a large number of ranked observations, our results offer an explanation for the universality of both Zipf’s law and quasi-Zipf’s law.

A Proofs

This appendix contains the proofs of Lemma 2.1 and Theorems 3.1 and 4.2.

Proof of Lemma 2.1. Suppose that the rank processes $X_{(k)}$ satisfy (2.2), so we have

$$d \log X_{(k)}(t) = \sum_{i=1}^N \mathbb{1}_{\{r_t(i)=k\}} d \log X_i(t) + \frac{1}{2} d\Lambda_{k,k+1}^X(t) - \frac{1}{2} d\Lambda_{k-1,k}^X(t), \quad \text{a.s.},$$

for all k . By Itô's rule, for all k ,

$$\begin{aligned} \frac{dX_{(k)}(t)}{X_{(k)}(t)} - \frac{1}{2} d\langle \log X_{(k)} \rangle_t &= \sum_{i=1}^N \mathbb{1}_{\{r_t(i)=k\}} \frac{dX_i(t)}{X_i(t)} - \frac{1}{2} \sum_{i=1}^N \mathbb{1}_{\{r_t(i)=k\}} d\langle \log X_i \rangle_t + \frac{1}{2} d\Lambda_{k,k+1}^X(t) - \frac{1}{2} d\Lambda_{k-1,k}^X(t) \\ &= \sum_{i=1}^N \mathbb{1}_{\{r_t(i)=k\}} \frac{dX_i(t)}{X_i(t)} + \frac{1}{2} d\Lambda_{k,k+1}^X(t) - \frac{1}{2} d\Lambda_{k-1,k}^X(t) \\ &= \sum_{i=1}^N \mathbb{1}_{\{r_t(i)=k\}} \frac{dX_i(t)}{X_{(k)}(t)} + \frac{1}{2} d\Lambda_{k,k+1}^X(t) - \frac{1}{2} d\Lambda_{k-1,k}^X(t), \quad \text{a.s.} \end{aligned}$$

From this we have

$$\begin{aligned} dX_{(k)}(t) &= \sum_{i=1}^N \mathbb{1}_{\{r_t(i)=k\}} dX_i(t) + \frac{1}{2} X_{(k)}(t) d\Lambda_{k,k+1}^X(t) - \frac{1}{2} X_{(k)}(t) d\Lambda_{k-1,k}^X(t) \\ &= \sum_{i=1}^N \mathbb{1}_{\{r_t(i)=k\}} dX_i(t) + \frac{1}{2} X_{(k)}(t) d\Lambda_{k,k+1}^X(t) - \frac{1}{2} X_{(k-1)}(t) d\Lambda_{k-1,k}^X(t), \quad \text{a.s.}, \end{aligned}$$

since the support of $d\Lambda_{k-1,k}^X$ is contained in the set $\{t : \log X_{(k-1)}(t) = \log X_{(k)}(t)\}$. Now we can add up the $dX_{(k)}(t)$ to obtain

$$dX_{[n]}(t) = \sum_{i=1}^N \mathbb{1}_{\{r_t(i) \leq n\}} dX_i(t) + \frac{1}{2} X_{(n)}(t) d\Lambda_{n,n+1}^X(t), \quad \text{a.s.},$$

which is equivalent to (2.4). □

Proof of Theorem 3.1. For an Atlas model we can calculate

$$\mathbb{E} \left[\frac{ngX_{(n)}(t)}{X_{[n]}(t)} \right] = \begin{cases} O(1) & \text{for } \sigma^2/2 < g, \\ O(1/\log n) & \text{for } \sigma^2/2 = g, \\ O(n^{(1-\sigma^2/2g)}) & \text{for } \sigma^2/2 > g. \end{cases} \quad (\text{A.1})$$

We can combine this with

$$\mathbb{E} \left[\frac{dX_{[n]}(t)}{X_{[n]}(t)} \right] = \left(\frac{\sigma^2}{2} - g \right) dt + \mathbb{E} \left[\frac{ngX_{(n)}(t)}{X_{[n]}(t)} \right] dt,$$

so (3.11) and (3.12) are equivalent to $\sigma^2 = 2g$, which is equivalent to Zipf's law. □

Proof of Theorem 4.2. Consider the first-order model X_1, \dots, X_n with

$$d \log X_i(t) = (-g + ng \mathbb{1}_{\{r_t(i)=n\}}) dt + \sigma_{r_t(i)} dW_i(t), \quad (\text{A.2})$$

where g and $\sigma_1 \leq \sigma_2 \leq \dots \leq \sigma_n$ are positive constants. From (4.2) and (4.9), we see that

$$s_k = \frac{\sigma_k^2 + \sigma_{k+1}^2}{4g},$$

for $k = 1, \dots, n-1$, so $s_1 \leq \dots \leq s_{n-1}$. We must show that $s_1 \leq 1$ and $\lim_{k \rightarrow \infty} s_k \geq 1$.

For a first-order model of the form (A.2), Itô's rule implies that

$$dX_i(t) = \left(\frac{\sigma_{r_t(i)}^2}{2} - g + ng \mathbb{1}_{\{r_t(i)=n\}} \right) X_i(t) dt + \sigma_{r_t(i)} X_i(t) dW_i(t), \quad \text{a.s.},$$

for all $i = 1, \dots, n$, which yields

$$dX_{[n]}(t) = \sum_{k=1}^n X_{(k)}(t) \left(\frac{\sigma_k^2}{2} - g \right) dt + dM(t) + ng X_{(n)}(t) dt, \quad \text{a.s.},$$

where M is a martingale incorporating all of the terms $\sigma_{r_t(i)} X_i(t) W_i(t)$. It follows that

$$\mathbb{E} \left[\frac{dX_{[n]}(t)}{X_{[n]}(t)} \right] = \left(\sum_{k=1}^n \mathbb{E} \left[\frac{X_{(k)}(t)}{X_{[n]}(t)} \right] \frac{\sigma_k^2}{2} - g \right) dt + \mathbb{E} \left[\frac{ng X_{(n)}(t)}{X_{[n]}(t)} \right] dt. \quad (\text{A.3})$$

If the first-order model is conservative and complete and hence satisfies (4.14) and (4.15), then (A.3) implies that

$$\lim_{n \rightarrow \infty} \sum_{k=1}^n \mathbb{E} \left[\frac{X_{(k)}(t)}{X_{[n]}(t)} \right] \frac{\sigma_k^2}{2g} = 1. \quad (\text{A.4})$$

Let us first note that since the σ_k^2 are nondecreasing, (A.4) requires that

$$\frac{\sigma_1^2}{2g} \leq 1.$$

Now let us show that (4.12) and (4.13) imply that $s_1 \leq 1$. It follows from (4.12) and (A.4) that

$$\begin{aligned} 1 &\geq \lim_{n \rightarrow \infty} \mathbb{E} \left[\frac{X_{(1)}(t)}{X_{[n]}(t)} \right] \frac{\sigma_1^2}{2g} + \left(1 - \lim_{n \rightarrow \infty} \mathbb{E} \left[\frac{X_{(1)}(t)}{X_{[n]}(t)} \right] \right) \frac{\sigma_2^2}{2g} \\ &= 1 + \left(1 - \frac{\sigma_1^2}{2g} \right) \left(1 - 2 \lim_{n \rightarrow \infty} \mathbb{E} \left[\frac{X_{(1)}(t)}{X_{[n]}(t)} \right] \right) + \left(1 - \lim_{n \rightarrow \infty} \mathbb{E} \left[\frac{X_{(1)}(t)}{X_{[n]}(t)} \right] \right) \left(\frac{\sigma_1^2}{2g} + \frac{\sigma_2^2}{2g} - 2 \right) \\ &\geq 1 + \left(1 - \lim_{n \rightarrow \infty} \mathbb{E} \left[\frac{X_{(1)}(t)}{X_{[n]}(t)} \right] \right) \left(\frac{\sigma_1^2}{2g} + \frac{\sigma_2^2}{2g} - 2 \right) \end{aligned} \quad (\text{A.5})$$

since

$$1 - \frac{\sigma_1^2}{2g} \geq 0 \quad \text{and} \quad 1 - 2 \lim_{n \rightarrow \infty} \mathbb{E} \left[\frac{X_{(1)}(t)}{X_{[n]}(t)} \right] \geq 0,$$

due to (4.13). It follows from (A.5) that

$$\left(1 - \lim_{n \rightarrow \infty} \mathbb{E} \left[\frac{X_{(1)}(t)}{X_{[n]}(t)} \right] \right) \left(\frac{\sigma_1^2}{2g} + \frac{\sigma_2^2}{2g} - 2 \right) \leq 0,$$

and since

$$1 > \lim_{n \rightarrow \infty} \mathbb{E} \left[\frac{X_{(1)}(t)}{X_{[n]}(t)} \right],$$

we have

$$\frac{\sigma_1^2}{2g} + \frac{\sigma_2^2}{2g} \leq 2,$$

so

$$s_1 = \frac{\sigma_1^2 + \sigma_2^2}{4g} \leq 1. \quad (\text{A.6})$$

Since by (4.12) the σ_k^2 are nondecreasing, as k tends to infinity they must either converge to a finite value or diverge to infinity. If the σ_k^2 diverge to infinity, the same will be true for the s_k , so they will assume values greater than 1. If $\lim_{k \rightarrow \infty} \sigma_k^2 = \sigma^2$ then $\lim_{k \rightarrow \infty} s_k = \sigma^2/2g$, and since the σ_k^2 are nondecreasing,

$$1 = \lim_{n \rightarrow \infty} \sum_{k=1}^n \mathbb{E} \left[\frac{X_{(k)}(t)}{X_{[n]}(t)} \right] \frac{\sigma_k^2}{2g} \leq \frac{\sigma^2}{2g}.$$

It follows that either s_k diverges to infinity or $\lim_{k \rightarrow \infty} s_k = \sigma^2/2g \geq 1$. \square

B A Conservative and Complete Model with a Pareto Distribution that Violates Zipf's Law

In this section, we show that a first-order model that is conservative and complete can generate a Pareto size distribution that violates both Zipf's law and quasi-Zipf's law. Let X_1, \dots, X_n be a first-order model with $g_1 = g_2 = \dots = g_{n-1} = -g < 0$, and

$$\begin{aligned} \sigma_{2k-1}^2 &= \rho^2, \\ \sigma_{2k}^2 &= 2\sigma^2 - \rho^2, \end{aligned} \quad (\text{B.1})$$

for $k \geq 1$, where $0 < \rho^2 < 2\sigma^2$ and $\sigma^2 > 2g$. In this case,

$$\sigma_k^2 + \sigma_{k+1}^2 = 2\sigma^2,$$

for all $k = 1, \dots, n-1$, so, according to (4.16), the slope parameters s_k for this model are given by

$$s_k = \frac{\sigma^2}{2g}, \quad (\text{B.2})$$

for all $k = 1, \dots, n-1$. In other words, this model generates a log-log plot of family size versus rank that is a straight line with slope $-\sigma^2/2g$ (Pareto distribution), just like an Atlas model.

Because this first-order model has the same distribution as an Atlas model with $\sigma^2/2 > g$, we can use the same argument as in (A.1) to conclude that $\mathbb{E}[ngX_{(n)}(t)/X_{[n]}(t)] \rightarrow 0$ as $n \rightarrow \infty$. In other words, the model X_1, \dots, X_n is complete. In addition, we have

$$\mathbb{E} \left[\frac{dX_{[n]}(t)}{X_{[n]}(t)} \right] = \left(\sum_{k=1}^n \mathbb{E} \left[\frac{X_{(k)}(t)}{X_{[n]}(t)} \right] \frac{\sigma_k^2}{2} - g \right) dt + \mathbb{E} \left[\frac{ngX_{(n)}(t)}{X_{[n]}(t)} \right] dt,$$

so if we can show that

$$\lim_{n \rightarrow \infty} \sum_{k=1}^n \mathbb{E} \left[\frac{X_{(k)}(t)}{X_{[n]}(t)} \right] \frac{\sigma_k^2}{2} = g, \quad (\text{B.3})$$

for some choice of ρ^2 , then the conservation condition

$$\lim_{n \rightarrow \infty} \mathbb{E} \left[\frac{dX_{[n]}(t)}{X_{[n]}(t)} \right] = 0,$$

will also hold for the model X_1, \dots, X_n with that value of ρ^2 .

Since the expectations in (B.3) are invariant with respect to the choice of ρ^2 in (B.1), we see that the sum in (B.3) is linear in ρ^2 . We can evaluate this sum at $\rho^2 = 0$, in which case only the even ranks will appear there. In this case, for large enough $\sigma^2/2 \gg g$,

$$\begin{aligned} \lim_{n \rightarrow \infty} \sum_{k=1}^n \mathbb{E} \left[\frac{X_{(2k)}(t)}{X_{[2n]}(t)} \right] \frac{\sigma_{2k}^2}{2} &= O \left(\sigma^2 \lim_{n \rightarrow \infty} \sum_{k=1}^n (2k)^{-\sigma^2/2g} \right) \\ &= O \left(\sigma^2 2^{-\sigma^2/2g} \lim_{n \rightarrow \infty} \sum_{k=1}^n k^{-\sigma^2/2g} \right) \\ &= O(\sigma^2 2^{-\sigma^2/2g}), \end{aligned}$$

and this tends to zero as σ^2 tends to infinity. Hence, by continuity, for $\rho^2 \approx 0$ the sum will be close to zero. For large enough $\sigma^2/2 \gg g$, we have $\mathbb{E}[X_{(1)}(t)/X_{[n]}(t)] \approx 1$, so for $\rho^2 \approx 2\sigma^2$,

$$\lim_{n \rightarrow \infty} \sum_{k=1}^n \mathbb{E} \left[\frac{X_{(k)}(t)}{X_{[n]}(t)} \right] \frac{\sigma_k^2}{2} \approx \frac{\sigma_1^2}{2} = \sigma^2 > g.$$

By continuity, for some $\rho^2 \in (0, 2\sigma^2)$, (B.3) will hold, so X_1, \dots, X_n will be conservative. Hence, X_1, \dots, X_n will be conservative and complete, but it is neither Zipfian nor quasi-Zipfian. We conclude that conservation and completeness alone are not sufficient to imply Zipf's law.

C A Conservative and Complete Model with Increasing Variances that is not Quasi-Zipfian

In this section, we show that some condition similar to (4.13) from Theorem 4.2 is necessary to obtain a quasi-Zipfian distribution. This condition states that the highest-ranked family does not hold more than half of all family members, and we demonstrate its importance by constructing a conservative and complete first-order model of the form (4.12) that violates (4.13) and is not quasi-Zipfian.

Let X_1, \dots, X_n be a first-order model, and suppose that $n = 100$, and that $g = 1/2$, $\sigma_1^2 = .01$, and $\sigma_2^2 = \dots = \sigma_n^2 = 4$. In this case, we can calculate numerically that

$$\frac{X_{(1)}}{X_{[n]}} \approx .7535, \quad \frac{X_{(2)}}{X_{[n]}} \approx .1871, \quad \frac{X_{(3)}}{X_{[n]}} \approx .0370, \quad (\text{C.1})$$

and

$$\sum_{k=1}^n \mathbb{E} \left[\frac{X_{(k)}(t)}{X_{[n]}(t)} \right] \frac{\sigma_k^2}{2g} \approx .9958266. \quad (\text{C.2})$$

Note that the series (C.2) converges rapidly, and hence this sum is approximately the same even if the total number of families n is increased indefinitely. If we instead have $g = 1/2$ with $\sigma_1^2 = .02$ and $\sigma_2^2 = \dots = \sigma_n^2 = 4$, then

$$\frac{X_{(1)}}{X_{[n]}} \approx .7536, \quad \frac{X_{(2)}}{X_{[n]}} \approx .1871, \quad \frac{X_{(3)}}{X_{[n]}} \approx .0370, \quad (\text{C.3})$$

and

$$\sum_{k=1}^n \mathbb{E} \left[\frac{X_{(k)}(t)}{X_{[n]}(t)} \right] \frac{\sigma_k^2}{2g} \approx 1.000792.$$

By continuity, for some $\sigma_1^2 \in (.01, .02)$ we shall have

$$\lim_{n \rightarrow \infty} \sum_{k=1}^n \mathbb{E} \left[\frac{X_{(k)}(t)}{X_{[n]}(t)} \right] \frac{\sigma_k^2}{2} = g. \quad (\text{C.4})$$

According to (C.1) and (C.3), the log-log plot of family size versus rank for the model satisfying (C.4) is steeper than -1 at the top ranks. Furthermore, using the approximations (4.10) and (4.11) and the fact that $(\sigma_k^2 + \sigma_{k+1}^2)/4g = 4$ for $k = 2, \dots, n-1$, we conclude that this log-log plot is steeper than -1 at all ranks. The same argument as in (A.1) implies that $\mathbb{E}[nX_{(n)}(t)/X_{[n]}(t)] \rightarrow 0$ as $n \rightarrow \infty$, so the model X_1, \dots, X_n is complete. Finally, completeness and (C.4) together with (A.3) imply that the model X_1, \dots, X_n is also conservative.

References

- Atkinson, A. B., T. Piketty, and E. Saez (2011, March). Top incomes in the long run of history. *Journal of Economic Literature* 49(1), 3–71.
- Axtell, R. (2001, September). Zipf distribution of U.S. firm sizes. *Science* 293(5536), 1818–1820.
- Bak, P. (1996). *How Nature Works*. New York: Springer-Verlag.
- Banner, A., R. Fernholz, and I. Karatzas (2005). Atlas models of equity markets. *Annals of Applied Probability* 15(4), 2296–2330.
- Banner, A. and R. Ghomrasni (2008, July). Local times of ranked continuous semimartingales. *Stochastic Processes and their Applications* 118(7), 1244–1253.
- Eeckhout, J. (2004). Gibrat’s law for (all) cities. *American Economic Review* 94(5), 1429–1451.
- Fernholz, E. R. (2002). *Stochastic Portfolio Theory*. New York, NY: Springer-Verlag.
- Fernholz, R. (2001). Equity portfolios generated by functions of ranked market weights. *Finance and Stochastics* 5, 469–486.
- Fernholz, R. T. (2017a). The distributional effects of progressive capital taxes. *Journal of Economic Policy Reform* 20(2), 99–112.
- Fernholz, R. T. (2017b, Forthcoming). Nonparametric methods and local-time-based estimation for dynamic power law distributions. *Journal of Applied Econometrics*.
- Fernholz, R. T. and R. Fernholz (2014, July). Instability and concentration in the distribution of wealth. *Journal of Economic Dynamics and Control* 44, 251–269.
- Fernholz, R. T. and C. Koch (2016, February). Why are big banks getting bigger? *Federal Reserve Bank of Dallas Working Paper* 1604.
- Gabaix, X. (1999, August). Zipf’s law for cities: An explanation. *Quarterly Journal of Economics* 114(3), 739–767.
- Gabaix, X. (2009, 05). Power laws in economics and finance. *Annual Review of Economics* 1(1), 255–294.
- Gabaix, X. (2016, Winter). Power laws in economics: An introduction. *Journal of Economic Perspectives* 30(1), 185–206.
- Gabaix, X. and R. Ibragimov (2011, January). Rank - $1/2$: A simple way to improve the ols estimation of tail exponents. *Journal of Business and Economic Statistics* 29(1), 24–39.
- Gibrat, R. (1931). *Les inégalités économiques*. Librairie du Recueil Sirey, Paris.
- Ichiba, T., V. Papathanakos, A. Banner, I. Karatzas, and R. Fernholz (2011). Hybrid atlas models. *Annals of Applied Probability* 21(2), 609–644.
- Ioannides, Y. and S. Skouras (2013, January). US city size distribution: Robustly Pareto, but only in the tail. *Journal of Urban Economics* 73(1), 18–29.

- Karatzas, I. and S. E. Shreve (1991). *Brownian Motion and Stochastic Calculus*. New York, NY: Springer-Verlag.
- Kesten, H. (1973). Random difference equations and renewal theory for products of random matrices. *Acta Mathematica* 131(1), 207–248.
- Newman, M. E. J. (2005, September-October). Power laws, Pareto distributions, and Zipf’s law. *Contemporary Physics* 46(5), 323–351.
- Pal, S. and J. Pitman (2008). One-dimensional brownian particle systems with rank-dependent drifts. *The Annals of Applied Probability* 18(6), 2179–2207.
- Piketty, T. (2014). *Capital in the Twenty-First Century*. Cambridge, MA: Harvard University Press.
- Simon, H. A. (1955, December). On a class of skew distribution functions. *Biometrika* 42(3/4), 425–440.
- Steindl, J. (1965). *Random Processes and the Growth of Firms*. New York, NY: Hafner.
- Zipf, G. (1935). *The Psychology of Language: An Introduction to Dynamic Philology*. Cambridge, MA: M.I.T. Press.

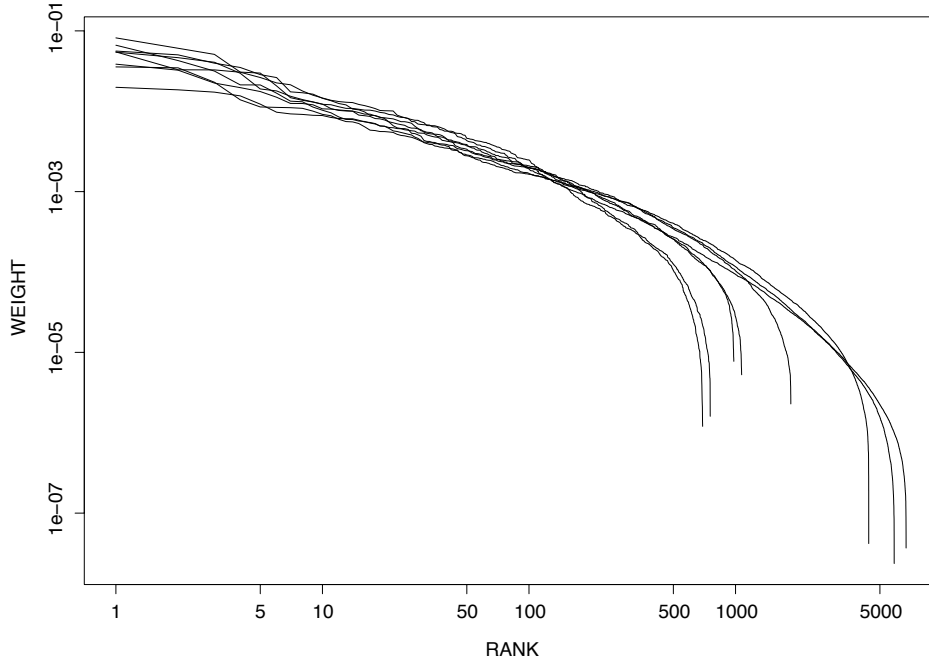


Figure 1: The U.S. capital distribution, 1929–1999. The lines show the distribution at ten-year intervals from 1929–1999.

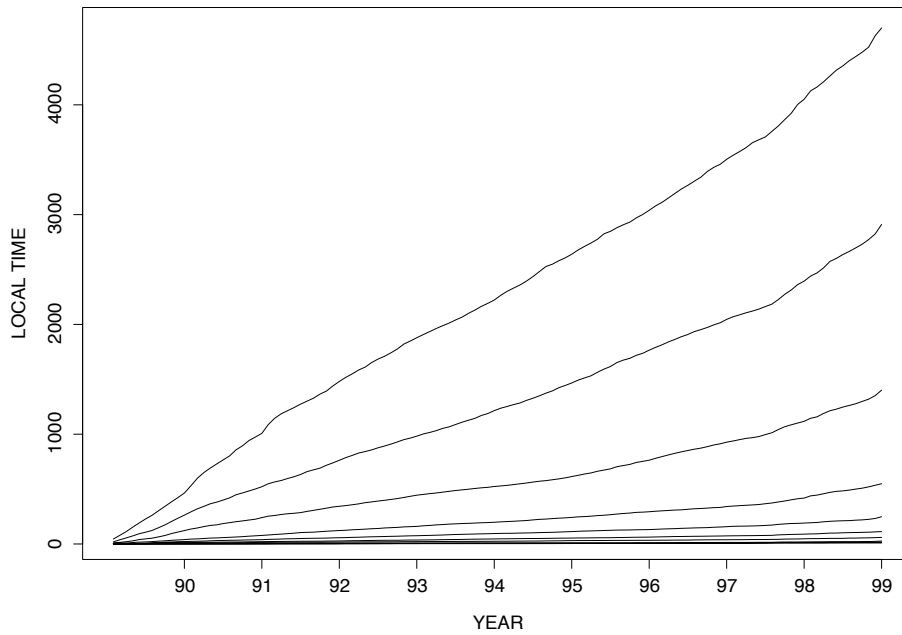


Figure 2: Local time processes $\Lambda_{k,k+1}^{\Xi}(t)$ for the U.S. capital distribution from 1990–1999, for $k = 10, 20, 40, \dots, 5120$.

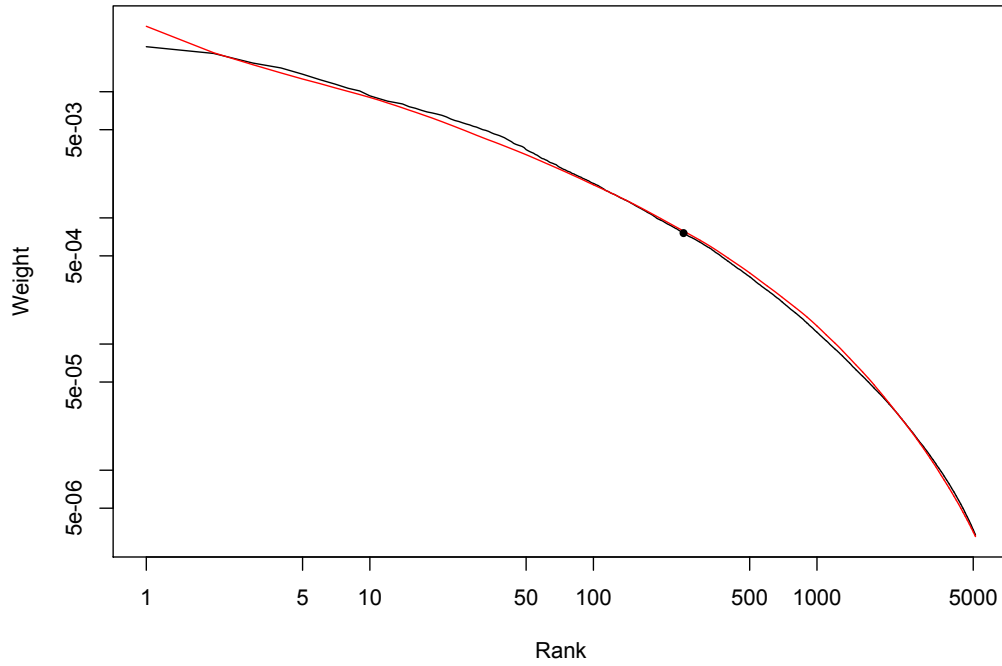


Figure 3: The observed U.S. capital distribution (black line) and the predicted U.S. capital distribution (red line), 1990–1999. The black dot corresponds to the point at which a line of slope -1 is tangent.

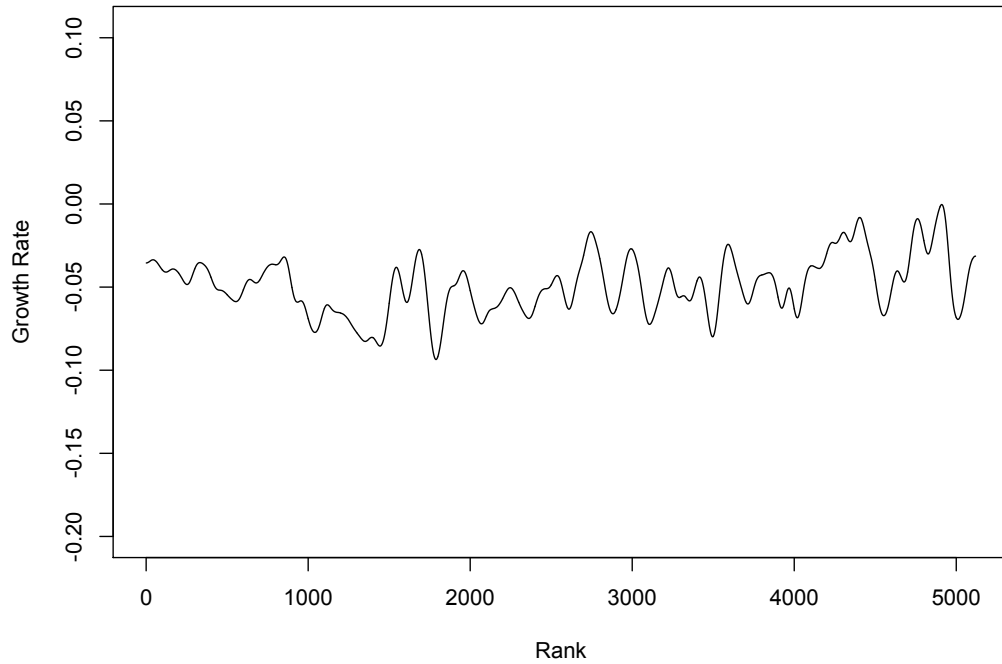


Figure 4: Estimated parameters g_k for the U.S. capital distribution from 1990–1999.

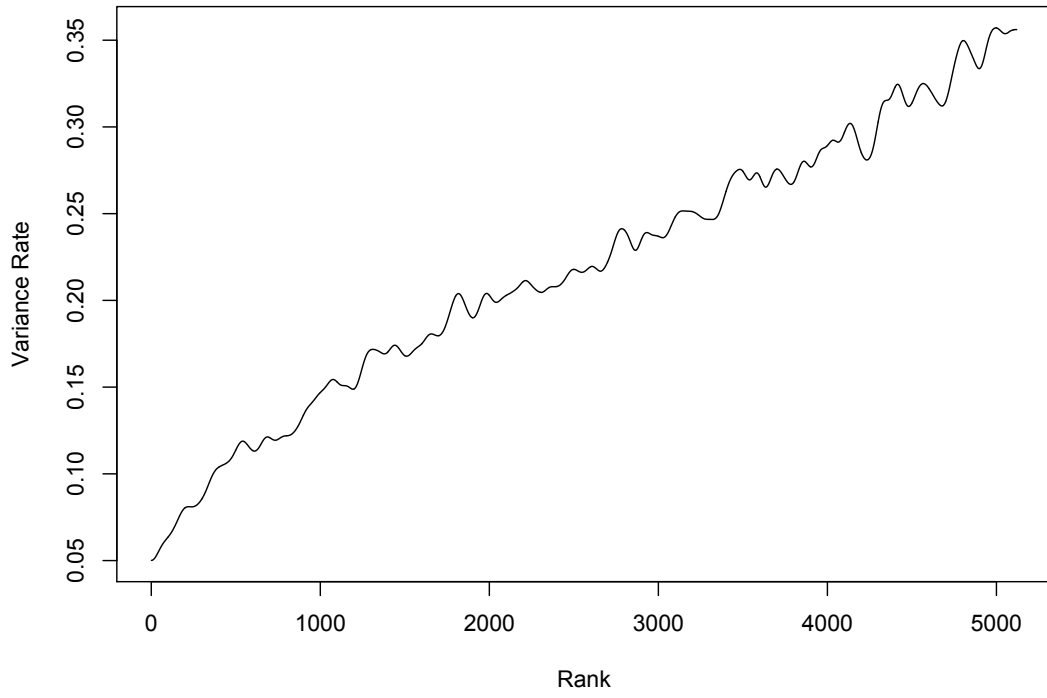


Figure 5: Estimated parameters σ_k^2 for the U.S. capital distribution from 1990–1999.