

Large-scale Multiview 3D Hand Pose Dataset

Francisco Gomez-Donoso and Sergio Orts-Escolano and Miguel Cazorla

University Institute for Computer Research. University of Alicante

Abstract

Accurate hand pose estimation at joint level has several uses on human-robot interaction, user interfacing and virtual reality applications. Yet, it currently is not a solved problem. The novel deep learning techniques could make a great improvement on this matter but they need a huge amount of annotated data. The hand pose datasets released so far present some issues that make them impossible to use on deep learning methods such as the few number of samples, high-level abstraction annotations or samples consisting in depth maps.

In this work, we introduce a multiview hand pose dataset in which we provide color images of hands and different kind of annotations for each, i.e the bounding box and the 2D and 3D location on the joints in the hand. Besides, we introduce a simple yet accurate deep learning architecture for real-time robust 2D hand pose estimation.

1. Introduction

Hand pose estimation in 2D images is a research line that is booming in the field of computer vision. This problem is not only about the location of the hand itself, but also the localization of the hand joints, namely, the pose

of the hand. The usefulness of this identification is very diverse. From its use for sign language recognition[1, 2] to the identification of more complex behaviors such as hand gestures. It is also remarkable its importance on virtual reality and augmented reality applications. In order to interact in a natural way in these virtual worlds, it first has to be tackled the hand pose detection problem. Furthermore, to achieve a seamlessly integrated experience in virtual worlds, the hand pose detection must be made through non-intrusive methods. A path to accomplish this task is to use computer vision algorithms that work on images to retrieve the hand pose.

It is well known that Deep Learning systems require a large amount of labeled data to train robust models. In most cases, manual annotation is not feasible and researchers have come up with different procedures that can automatically generate ground truth annotations. Commonly, two different approaches are used for generating tons of annotated data: using tools for generating synthetic data. For example, in computer vision it is very common to use a graphics engine to simulate a real-world camera and therefore acquire synthetic images. However, this approach suffers from the realistic-synthetic discrepancies and therefore, the trained network is not able to correctly classify real-life data. The other approach is to use ad-hoc tools/sensors that can provide us with ground truth annotations. This is usually the approach that yields best results since it is able to automatize the labeling procedure and the data that is acquired is more similar to real data.

As the review of the state-of-the-art uncover, the first datasets were composed of color images, but they were intended to perform static or dynamic gesture recognition, so they do not provide hand joint level annotations, but

a class for each samples. Then, with the blooming of low cost range sensors, the datasets began to set aside the color information to provide depth maps instead. Nonetheless, most deep learning approaches take advantage of color information to tackle classification and regression problems.

In this paper, it is introduced a brand new hand pose dataset. It provides images of hands from multiple points of view. The ground truth is composed of different kind of data. For each image it is provided the hand location, namely its bounding box, the X and Y image coordinates of each joint position of the hand, and the X, Y and Z real-world coordinates of each joint position of the hand. The dataset contains images of several individuals at different time instants. Even there are samples captured under special conditions which will challenge the generalization capabilities of the algorithms that use this dataset. Also, it is provided training and test splits.

The rest of the paper is organized as follows. Section 2 reviews state-of-the-art works related to the existent hand pose datasets. Next, in Section 3 the details of the capture device we use for composing the dataset are given. Then, Section 4 explains relevant details of the dataset itself. Section 5 describes a system for hand pose regression trained on this dataset to be used by other hand pose estimation based proposals as a baseline. In Section 6, the main conclusions of this work and some future research lines are presented.

2. Related Works

Hand pose estimation is one of the most hackneyed area of research of human-computer interaction. Since early in the 2000's, there were efforts to

achieve highly accurate hand gesture and pose recognition through different methods. First, traditional computer vision algorithms were applied in static color images to segment the hand from the background. Then, there exist some machine learning methods that tackles the problem and lastly, the most sophisticated and also accurate system are achieved through Deep Learning. Alongside these methods, also emerged different kind of datasets, intended to feed with data these systems. In this section, we review these datasets, and highlight their weaknesses and strengths.

As previously mentioned, early in the 2000's it was released a set of two datasets for static pose detection[3] and dynamic gesture classification[4]. The static pose version dataset consists of over 3,000 images of hands in static poses distributed in 6 different classes. The dynamic gestures dataset is composed of 60 sequences of hands performing a certain gesture. This dataset is distributed in 4 classes.

In both versions, they only provide the class of each sample, with no further annotations, and the samples are highly unbalanced which could harm the accuracy of the learning algorithms. Also, the resolution and quantity of the samples are clearly insufficient as for today's standards.

Much later, in 2014, Pisharady et.al[5] released another hand pose classification dataset. The NUS hand posture dataset consists 10 classes of postures, 24 sample images per class, which are captured by varying the position and size of the hand within the image frame. Both greyscale and color images are available at 160×120 pixels. The hand postures are selected in such a way that the inter class variation in the appearance of the postures is minimized, which makes the recognition task challenging, but the background of

the images in this dataset is uniform.

Again, this dataset does not provide annotation of the joints in the hand, but a class for each sample, so it is not intended to be used in continuous hand pose estimation at joint level. Also, they state the background is uniform which is an undesirable feature for learning algorithms.

The dataset for hand gesture recognition introduced in [6] contains gestures from Polish Sign Language and American Sign Language. In addition, some special signs were included as well. The database consists of three series of gestures which include the subsequent data: original RGB images at different resolutions, but with great image quality; ground truth binary skin presence masks and hand feature points location. In total, this dataset contains over 1600 samples.

Despite its high resolution and great quality ground truth, this dataset contains too few examples. Also, there is a bigger drawback: the background across the samples is always the same. This fact might harm the generalization capabilities of the learning system as in a real world scenario the background is constantly changing, and definitely not always grey with a lot of contrast between the hand and the background.

Another dataset was released by Molina et. al[7]. This dataset is composed of natural and synthetic depth maps. Each depth map represents a segmented hand in a certain pose. The annotations include the 2D position of each joint in the depth map coordinate frame, and the depth value in that point. They included 65 natural samples divided in 6 different dictionaries split attending by its occlusion level, pose based, motion based, or compound content. The synthetic data was generated taking a natural seed

and performing up to 200 random rotations.

This is a high representative hand pose dataset but there are a big drawback: this dataset only provides depth maps, which force to whoever wanted to use it to acquire a 3D sensor. Also, the number of samples is insufficient for Deep Learning algorithms and the synthetic samples does not represent real world essence.

Following the depth trend spurred by the emergence of low cost range sensors, they created the NYU Hand Pose dataset[8]. This dataset contains 8252 test-set and 72757 training-set frames of captured RGBD data with ground-truth hand-pose information. For each frame, the RGBD data from 3 Kinects is provided: a frontal view and 2 side views. The training set contains samples from a single user only, whilst the test set contains samples from two users. A synthetic re-creation (rendering) of the hand pose is also provided for each view.

The main drawback of this dataset is that the RGB images that they provide are projections of the point clouds obtained by a 3D sensor. This causes that the 2D color images render low quality, with a lot of unknown regions there were the 3D sensor was out of range. Thus, for using this dataset a 3D sensor is required as well.

One more depth-based dataset is proposed in [9]. This dataset contains sequences of 14 hand gestures performed in two ways: using one finger and the whole hand. Each gesture is performed between 1 and 10 times by 28 participants, resulting in 2800 sequences. Sequences are labelled following their gesture, the number of fingers used, the performer and the trial. Each frame of sequences contains a depth image, the coordinates of 22 joints both

in the 2D depth image space and in the 3D world space creating a full hand skeleton. Once again, this dataset does not include the correspondent RGB images so a 3D sensor is required in order to use this dataset.

After this review of the state-of-the-art we consider that there is a need for a large scale hand pose dataset composed of color images and their correspondent 3D and 2D annotations.

3. Capture Device

To generate accurate ground truth, a custom capture device was created, as shown in Figure 1. This device consists in an aluminum structure with three articulated arms that holds still a total of four cameras. Three of them are Logitech C920 Pro cameras, and the last one, in a zenithal position, is a Microsoft LifeCam Studio. These cameras provides high quality images up to 1080p resolution, and although these model comes with auto focus function, this feature was disabled as it would affect the intrinsic camera parameters estimation. As the cameras are calibrated, these parameters may not vary. Also, the images were captured at 640×480 resolution.

The location of the cameras are as follows: one of them is located in the arm located in the middle, facing downwards; two more are located in the side arms with an orientation of 45 degrees; the last camera is located in the base of the structure. Finally, there is a Leap Motion Controller fixed to the aluminum frame, in front of the cameras.

The Leap Motion Controller is a device that accurately captures the pose of a person’s hands. It provides sub-millimeter hand tracking at 200Hz. This device supplies, among other data, the 3D position of the joints of a




Figure 1: We created a custom structure in order to generate the dataset. This device holds the color cameras and the Leap Motion Controller, and allows us to quickly generate large amounts of ground truth data.

hand. This information was obtained in order to automatically annotate the position of the joints in the color images. This device is attached at the bottom of the structure, facing upwards. This configuration creates an overlapping space that is captured by both, the cameras and the Leap Motion Controller.

With this device, we can capture a huge amount of accurate ground truth with no effort.

4. Dataset Description

The proposed dataset is intended to be used for 3D and 2D hand pose estimation and hand area location. The dataset is structured in various

sequences and each sequence is composed of a set of frames. A frame is a collection of different kind ground truth data for a certain time instant.

The provided ground truth data includes:

- A set of 3D points of the joints in the hand as provided by the Leap Motion, without further processing.
- Four color images of a hand as captured for each color camera.
- Four sets of 2D points as the resultant projection of the 3D points to each color camera coordinate frame.
- Four bounding boxes computed from the projection of the 3D points to each camera coordinate frame.

Finally, it is worth to remark that each sequence was captured in different conditions to assure high variability. Subject, moment of the day and speed of motion are some of the parameters we considered to achieve high variability. Further details on generalization features are given in 4.5.

4.1. 3D Points of the Joints in a Hand

For each frame a set of 3D point is provided. These 3D points correspond to the joints in the hand as provided by the Leap Motion Controller with no further preprocessing. A list of each point and its semantic correspondence could be seen in Table 1. In Figure 3 the different points are marked on a real hand.

We provide a 3D point for each knuckle in a finger, plus the fingertips. Additionally, we also provide the palm position and the normal of the palm.

Joint ID	Finger	Bone	Joint ID	Finger	Bone
1	Index	Distal	11	Pinky	Intermediate
2	Index	Metacarpal	12	Pinky	Proximal
3	Index	Intermediate	13	Ring	Distal
4	Index	Proximal	14	Ring	Metacarpal
5	Middle	Distal	15	Ring	Intermediate
6	Middle	Metacarpal	16	Ring	Proximal
7	Middle	Intermediate	17	Thumb	Distal
8	Middle	Proximal	18	Thumb	Metacarpal
9	Pinky	Distal	19	Thumb	Intermediate
10	Pinky	Metacarpal	20	Thumb	Proximal

Table 1: Joints of the hand present in the dataset. The Joint Number columns reference the numerical label shown in Figure 3.

4.2. Color Images of a Hand

Our proposed dataset is intended to be used –but not only– by Deep Learning models. These methods would take images of hands as input and hopefully will produce accurate pose estimations. Having that said, the quality of the images are a key factor in order to make these systems work.

It is well known that the images captured by a sensor does not reflect the exact reality, but a slightly deformed one. Some of the more notorious deformations are caused by the camera’s lens curvature (i.e. radial and tangential lens distortion). To deal with this problem, and to provide the best ground truth as possible, an undistortioning process was carried out for each image as described in [10]. No further preprocessing was applied to the images.

As stated before, the dataset provides four color images for each frame. These four images picture a hand in the same time instant but from different points of view.

4.3. 2D Points of the joints of a Hand

Besides the 3D points of the joints in a hand, we also provide the 2D correspondences in each color image. In order to be able to automatically annotate images from a color camera using the Leap Motion Controller we had to calibrate both devices, so we estimated the extrinsic parameters between their coordinate frames.

The calibration process requires two steps. First, estimation of intrinsic camera parameters, K , of the color camera and then estimation of extrinsic parameters between the leap motion controller and the color camera, $[R|T]$. In this work, we use [11] for computing the intrinsic camera parameters. Then, we estimate the transformation that allows us to transform 3D points in the leap motion coordinate frame to the camera coordinate frame.

For estimating the transformation between these two sensors we use a set of correspondences between leap motion data and color camera data. Given these correspondences between the 3D Leap Motion controller points and its projection on the 2D images, we captured 10 color frames and manually labeled correspondent 3D joints positions of each fingertip. We computed the transformation matrix between the two coordinate frames by solving the Perspective-n-Point problem. Figure 2 illustrates this process. Basically, given a set of n 3D points in the Leap motion reference frame and their corresponding 2D image projections, as well as the intrinsic camera parameters, K , we determine the six degree-of-freedom (6DoF) pose of the camera in

the form of its rotation R and translation T with respect to the leap motion coordinate frame. We use the Levenberg-Marquardt optimization algorithm to minimize the final reprojection error. Figure 3 illustrates the result of the reprojected 3D points after the calibration procedure.

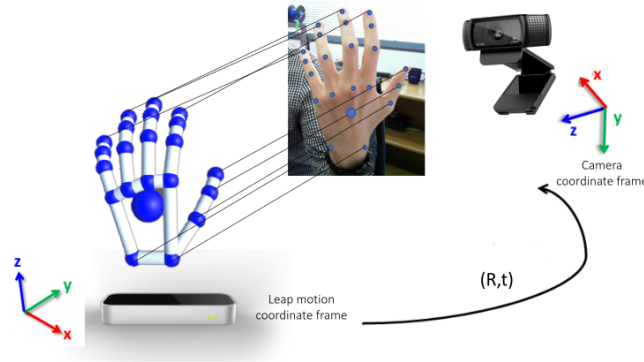


Figure 2: Calibration setup used for extrinsic parameter estimation by solving the Perspective-n-Point problem.

As stated before, we use this transformation matrix to project the 3D points provided by the Leap Motion Controller on the color image.

As the calibration parameters are unique for each camera, we applied this method to the four cameras of the capture device, thus generating, for each frame, four sets of 2D points, result of projecting the 3D points provided by the Leap Motion Controller to each color camera.

4.4. 2D Bounding Box of a Hand

Finally, we also provide the exact location of the hand in the scene for each sample through its bounding box. The bounding box is computed by taking the projection of the 3D points to the camera coordinate frame and then




Figure 3: Once the devices are calibrated and the transformation matrix computed, new examples can be annotated in an automatic fashion in order to generate reliable ground truth.

extracting the maximum and minimum values for the X and Y coordinates. A fixed offset of 30 pixels is added to each direction to include the whole hand. Since there are 4 color images for frame, the dataset provides 4 different bounding boxes, one per color image.

4.5. *Variability and Generalization Capabilities*

As previously mentioned, this dataset for pose estimation was composed to provide accurate ground truth with high variability data. To ensure this, the creation of the dataset involved 9 different individuals that were recorded at different moments. The motion of the hand was spontaneous and unrestricted, with no plan at all. Therefore, lots of combinations are covered in contrast to gesture-based dataset in which they consider some fixed poses. Also, some sequences were made under special conditions: there are two sequences in which the subject worn different gloves, and a sequence in which the subject worn a mask. Finally, it is worth to remark that all the subjects were right-handed.

In total, we provide over 20,500 different frames distributed in 21 sequences. For each frame, 4 color images and 9 different annotations were provided, so over 80,000 color images and over 184,500 annotations are provided.

In order to generate the training and test splits, we shuffled all samples and took the 20% of them for the test split and the remaining 80% for the training split.



Figure 4: Some images extracted from the proposed dataset. Notice the high variability of the samples.

5. Baseline - 2D Joints Estimation

In this section, we present a baseline system for 2D hand pose estimation in color images using a deep learning approach. To do so, the following pipeline is proposed: first, a regular camera is used in order to capture a color image. This image is forwarded through a Faster R-CNN network

[12] trained to detect the hands present in the scene. This network outputs both the bounding box of a hand and a score that represent the detection confidence. If this score is above 0.85, the estimated bounding box is used to extract the hand from the image. The crop of the hand is resized to 224×224 pixels and fed to a custom ResNet50[13] network. By using this network on regression mode we are able to estimate X and Y coordinates in the image plane for each joint position. The overall pipeline is shown in Figure 5.

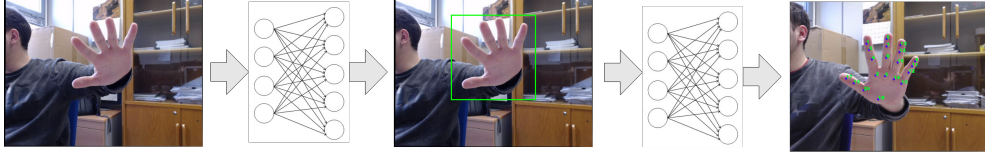


Figure 5: Overall pipeline of the proposed method. First, an image is captured using a regular web camera. This image is forwarded to a hand detector in order to obtain the bounding box of the hand. Then, the hand is cropped and passed to the hand pose regressor to finally estimate the position of the hand joints.

Notice that there are two critical stages in this pipeline: the hand detection (bounding box estimation) and the hand pose regression stage. These subsystems are detailed in the following subsections.

Finally, it is worth to remark that this pipeline provides highly accurate hand pose estimation while maintaining the computation cost at bay. These features allow the system to run under real-time constraints. Further results and experimentation are detailed in Section 5.3.

5.1. Detecting Hand Location

The proposed hand detection module is based on the work originally presented in [12]. We adopted the VGG-16 network [14] pre-trained on the

ImageNet dataset [15] as the backbone network for feature extraction. In addition, we modified the number of outputs in final layers, since we are only interested in detecting hands.

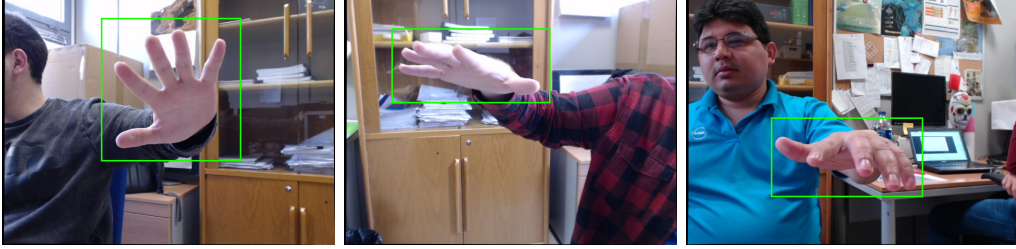


Figure 6: The Faster R-CNN network is able to accurately estimate the bounding box of a certain object, in our case, the network was trained for detecting and localizing hands.

We trained a Faster R-CNN network using different hands datasets. First, we used the dataset presented in [16]. This dataset contains hand images collected from various different public image data set sources as listed in [16]. We extended the number of training images (1000) creating two additional sources of data. The first additional set of images were taken from the proposed dataset. The second subset of images was created using Google Images. We used the keywords 'hands' and 'close-up' to download images containing close-up hands. Finally, we also manually annotated those additional images.

The main reason to train this system on different datasets was to avoid overfitting to a specific environment that would produce lack of generalization.

Figure 6 shows estimated bounding boxes over some test images once the Faster R-CNN network was trained.

5.2. Hand Pose Regression

The hand pose is computed by a modified ResNet50. The ResNet50 deep learning architecture currently is the state-of-the-art CNN on image recognition, achieving a top-1 error (22.85) on the ImageNet validation split. This architecture introduces the “residual” term, which consist on the aggregation of the input image to the output image of a convolution block. As a result, the output of a convolution block could be seen as the input image where the features activated by the filters are highlighted. In contrast, the output of a convolution layer in a default convolutional neural network is only the result of the neurons activation. If a neuron is not triggered on a certain region of the input image, the output remains with lower activation values. When the network computes the weights update in the backpropagation stage, the values on non-activated regions lead to a very low upgrades, eventually even provoking no upgrade at all, which causes the learning to get stuck. This issue is known as the vanishing gradient problem. The inclusion of the “residual” term helps fighting the vanishing gradient problem an allows the design of even deeper architectures. Currently, the best performer on several tasks of the ImageNet challenge is based on the “residual” approach introduced by ResNet.

As stated before, we used the ResNet50 version (50 layers). Our ResNet50 incarnation takes as input 224×224 pixels color images. The number of neurons of the last fully connected layer was adjusted to fit our problem. As there are 20 joints to locate composed by X and Y values for each joint, the number of output neurons was set to 40. Also the default softmax activation function was changed for a linear one.

This architecture was trained from scratch using the training split of the proposed dataset. First, hands are extracted using the bounding boxes, and the joint annotations were remapped accordingly and normalized in a range between 0 and 1. The network was trained on the resultant dataset for 200 iterations reaching a training loss of 0.0000607571 and a test loss of 0.00031547. The test loss was used as an early stop criteria. The optimizer of choice was Adam with a learning rate of 0.001. The loss function we used was mean squared error.

5.3. Experimentation

In this section, we first describe the experimentation setup and then present obtained results for the proposed pipeline.

All timings and results for this pipeline were obtained by conducting the experiments in the following test setup: Intel Core i5-3570 with 8 GiB of Kingston HyperX 1600 MHz and CL10 DDR3 RAM on an Asus P8H77-M PRO motherboard (Intel H77 chipset). Principal storage was provided by a Seagate Desktop HDD. Additionally, the system included a NVIDIA GTX1080 GPU used for training and inference.

The execution of the full pipeline runs at 23 frames per seconds, but it is affordable to run at 30 – 35 frames per second with minor tweaks on the code. For example, the hand detector takes 15 ms per frame on a NVIDIA GTX 1080. In the current system the hand detector is running for every frame. However, with a naive motion estimation technique, bounding boxes could be tracked along the sequence and the hand position should be only recomputed when the system detects large displacements, thus reducing the computation time.

The frameworks of choice were Caffe 0.14-RC3 and Keras 1.2.0 with Tensor Flow 0.12 as the backbone, running on Ubuntu 14.04.02. Both were compiled using CMake 2.8.7, g++ 4.8.2, CUDA 8.0, and cuDNN v5.0.

As described earlier, there are two trainable subsystem in our pipeline. Both the hand detector and the hand pose estimator were trained on our dataset.

In order to validate our baseline approach, the full pipeline was processed using the test split, and achieved a validation mean absolute error of 0.06939% over the input hand image (224×224), which means an error of 10 pixels.



Figure 7: Our proposed system is able to accurately estimate hand joints position on a variety of hand poses. Nonetheless, it presents some failure cases as shown in the last image.

Figure 7 shows system performance for several hand poses. The last image shows a failure case due to the incorrect hand detection. As this approach is a dependent two-stages system, if the first step fails to detect the whole

hand, the second system would try to regress the joints on wrong data so it is very likely to fail.

6. Conclusions

Hand detection in both, 2D and 3D, is a challenging problem. In this work, we present a novel multiview hand pose dataset. It features over 20,500 annotated color images of hands. The annotations include, besides several images taken from different point of view, the bounding box and the 2D and 3D position of each joint in the hand. Furthermore, we introduce a simple yet accurate architecture for real-time 2D hand pose estimation to be used as a baseline. This dataset could serve as a baseline for future works on hand detection.

The dataset is available for download in ¹.

Following on this work we plan to design a new architecture for robust 3D hand pose estimation in which the system will provide not only x and y coordinates in the image plane but x, y and z, and the normal of the palm on real world coordinates.

Acknowledgements

This work has been funded by the Spanish Government TIN2016-76515-R grant for the COMBAHO project, supported with Feder funds.

¹<http://www.rovit.ua.es/dataset/mhpdataset/>

References

- [1] F. Gomez-Donoso, M. Cazorla, A. Garcia-Garcia, J. Garcia-Rodriguez, Automatic schaeffer's gestures recognition system, *Expert Systems* 33 (5) (2016) 480–488, eXSY-Nov-15-262.R1. doi:10.1111/exsy.12160.
URL <http://dx.doi.org/10.1111/exsy.12160>
- [2] M. Cazorla, F. Gomez-Donoso, D. Viejo, J. Martinez-Gomez, Recognizing schaeffer's gestures for robot interaction, Vol. 9422 of *Lecture Notes in Computer Science*, Springer, 2015. doi:10.1007/978-3-319-24598-0.
URL <http://dx.doi.org/10.1007/978-3-319-24598-0>
- [3] S. Marcel, O. Bernier, Hand posture recognition in a body-face centered space, in: *Proceedings of the International Gesture Workshop on Gesture-Based Communication in Human-Computer Interaction*, GW '99, Springer-Verlag, London, UK, UK, 1999, pp. 97–100.
- [4] S. Marcel, O. Bernier, J. E. Viallet, D. Collobert, Hand gesture recognition using input-output hidden markov models, in: *Proceedings Fourth IEEE International Conference on Automatic Face and Gesture Recognition* (Cat. No. PR00580), 2000, pp. 456–461. doi:10.1109/AFGR.2000.840674.
- [5] P. K. Pisharady, P. Vadakkepat, L. A. Poh, *Hand Posture and Face Recognition Using Fuzzy-Rough Approach*, Springer Singapore, Singapore, 2014, pp. 63–80.

- [6] T. Grzejszczak, M. Kawulok, A. Galuszka, Hand landmarks detection and localization in color images, *Multimedia Tools and Applications* 75 (23) (2016) 16363–16387. doi:10.1007/s11042-015-2934-5.
- [7] J. Molina, J. A. Pajuelo, M. Escudero-Viñolo, J. Bescós, J. M. Martínez, A natural and synthetic corpus for benchmarking of hand gesture recognition systems, *Machine Vision and Applications* 25 (4) (2014) 943–954. doi:10.1007/s00138-013-0576-z.
- [8] J. Tompson, M. Stein, Y. Lecun, K. Perlin, Real-time continuous pose recovery of human hands using convolutional networks, *ACM Transactions on Graphics* 33.
- [9] Q. D. Smedt, H. Wannous, J.-P. Vandeborre, J. Guerry, B. L. Saux, D. Filliat, 3D Hand Gesture Recognition Using a Depth and Skeletal Dataset, in: I. Pratikakis, F. Dupont, M. Ovsjanikov (Eds.), *Eurographics Workshop on 3D Object Retrieval*, The Eurographics Association, 2017. doi:10.2312/3dor.20171049.
- [10] J. Weng, P. Cohen, M. Herniou, Camera calibration with distortion models and accuracy evaluation, *IEEE Transactions on Pattern Analysis and Machine Intelligence* 14 (10) (1992) 965–980. doi:10.1109/34.159901.
- [11] Z. Zhang, A flexible new technique for camera calibration, *IEEE Trans. Pattern Anal. Mach. Intell.* 22 (11) (2000) 1330–1334. doi:10.1109/34.888718.

- [12] S. Ren, K. He, R. Girshick, J. Sun, Faster r-cnn: Towards real-time object detection with region proposal networks, in: C. Cortes, N. D. Lawrence, D. D. Lee, M. Sugiyama, R. Garnett (Eds.), *Advances in Neural Information Processing Systems 28*, Curran Associates, Inc., 2015, pp. 91–99.
- [13] K. He, X. Zhang, S. Ren, J. Sun, Deep residual learning for image recognition, in: *The IEEE Conference on Computer Vision and Pattern Recognition (CVPR)*, 2016.
- [14] K. Simonyan, A. Zisserman, Very deep convolutional networks for large-scale image recognition, *CoRR* abs/1409.1556.
- [15] O. Russakovsky, J. Deng, H. Su, J. Krause, S. Satheesh, S. Ma, Z. Huang, A. Karpathy, A. Khosla, M. Bernstein, A. C. Berg, L. Fei-Fei, ImageNet Large Scale Visual Recognition Challenge, *International Journal of Computer Vision (IJCV)* 115 (3) (2015) 211–252. doi: 10.1007/s11263-015-0816-y.
- [16] A. Mittal, A. Zisserman, P. H. S. Torr, Hand detection using multiple proposals, in: *British Machine Vision Conference*, 2011.