

Ground states for exponential random graphs

Rajinder Mavi^{1, a)} and Mei Yin^{2, b)}

¹⁾*Department of Mathematics*

Michigan State University

619 Red Cedar Road

C212 Wells Hall

East Lansing, MI 48824, USA

²⁾*Department of Mathematics*

University of Denver

C.M. Knudson Hall, Room 300

2390 S. York St.

Denver, CO 80208, USA

(Dated: 8 January 2018)

We propose a perturbative method to estimate the normalization constant in exponential random graph models as the weighting parameters approach infinity. As an application, we give evidence of discontinuity in natural parametrization along the critical directions of the edge-triangle model.

PACS numbers: 64.60.aq; 05.20.Gg

Keywords: exponential random graphs; perturbation analysis; phase transitions; critical directions

^{a)}Electronic mail: mavi@math.msu.edu; math.msu.edu/~mavi

^{b)}Electronic mail: mei.yin@du.edu; <http://www.cs.du.edu/~meiyin/>

I. INTRODUCTION

Over the last decades, the availability of network data on typically very large scales has created the impetus for the development of new theories and methods for modeling and describing the properties of large networks. The introduction of exponential random graphs has aided in this pursuit, as they are able to capture a wide variety of common network tendencies by representing a complex global structure through a set of tractable local features. From the point of view of extremal combinatorics and statistical mechanics, investigations have been focused on the variational principle of the limiting normalization constant, concentration of the limiting probability distribution, phase transitions, and asymptotic structures. See for example Chatterjee and Varadhan¹⁴, Chatterjee and Diaconis¹³, Radin and Yin³², Lubetzky and Zhao^{25,26}, Radin and Sadun^{30,31}, Radin et al.²⁹, Kenyon et al.²⁰, Yin³⁴, Kenyon and Yin²², Aristoff and Zhu⁵, and Chatterjee and Dembo¹². The main techniques used in these papers are variants of statistical physics, but the elegant theory of graph limits as developed by Lovász and coauthors (V.T. Sós, B. Szegedy, C. Borgs, J. Chayes, K. Vesztegombi, ...) ^{9–11,23,24}, also plays an important role in the interdisciplinary inquiry. Building on earlier work of Aldous² and Hoover¹⁸, the graph limit theory connects sequences of graphs to a unified graphon space equipped with a cut metric. Though the theory itself is tailored to dense graphs, parallel theories for sparse graphs are likewise emerging. See Benjamini and Schramm⁶, Aldous and Steele⁴, Aldous and Lyons³, and Lyons²⁷ where the notion of local weak convergence is discussed and the recent works of Borgs et al.^{7,8} that are making progress towards enriching the existing L^∞ theory of dense graph limits by developing a limiting object for sparse graph sequences based on L^p graphons.

In this paper, we study the “standard” family of exponential graph models in the asymptotic regime as the exponential parameters approach infinity. As the model name indicates, we are associating exponential weights to graphical ensembles. For each n let \mathcal{G}_n be the ensemble of simple graphs on n vertices and let $\mathcal{G} = \cup_n \mathcal{G}_n$ be the collection on all simple graphs. The exponential weights are defined in terms of subgraph densities. For any $H \in \mathcal{G}$ the homomorphism density of H in a graph $G \in \mathcal{G}$ is defined as the probability that a random map on the vertex set of H into the vertex set of G , $V(H) \rightarrow V(G)$ is edge preserving. We write the homomorphism density as

$$t(H, G) = \frac{|\text{hom}(H, G)|}{|V(G)|^{|V(H)|}}. \quad (1)$$

Now, for all n we define a probability distribution on \mathcal{G}_n in terms of the homomorphism density. Let H_1, \dots, H_d be a given selection of simple graphs, where H_1 is an edge: $H_1 = K_2$. Let $T : \mathcal{G}_n \rightarrow [0, 1]^d$,

where the components of T are homomorphism densities $\{T(G_n)\}_i = t(H_i, G_n)$. Given $\beta \in \mathbb{R}^d$, define the functional on $G_n \in \mathcal{G}_n$:

$$T^\beta(G_n) := \beta \cdot T(G_n) = \sum_{i=1}^d \beta_i t(H_i, G_n), \quad (2)$$

and weight $G_n \in \mathcal{G}_n$ by $e^{n^2 T^\beta(G_n)}$. The normalization constant for the ensemble \mathcal{G}_n is then given by the partition function,

$$Z_n^\beta = \sum_{G_n \in \mathcal{G}_n} \exp(n^2 T^\beta(G_n)). \quad (3)$$

The terminology for the partition function is borrowed from thermodynamics. In this context, $|\beta|$ is the inverse temperature. Renormalizing T^β in (2) and fixing $\beta/|\beta|$, one obtains a Hamiltonian $H(G_n) = -\frac{n^2}{|\beta|} T^\beta(G_n)$. As $n \rightarrow \infty$ the major contribution to the partition function concentrates around the thermal states (labeled by f^β), in a manner analogous to standard thermodynamic models (see Section IB). These thermal states are well understood in the large temperature regime $|\beta| \rightarrow 0$. For any selection of subgraphs H_1, \dots, H_d and $|\beta|$ sufficiently small, the associated thermal state lies in the replica symmetric phase¹³, i.e., $f^\beta \equiv \rho$. On the other hand, the ground states, which are defined as the limit of the thermal states f^β as $|\beta| \rightarrow \infty$, are not so simple. In some cases the ground state is known to be in the replica symmetric phase¹³, while in other cases the ground state concentrates around a simple graph in \mathcal{G} ³⁵.

Our motivation for this paper comes from the edge-triangle model, obtained by setting $d = 2$ and H_2 a triangle: $H_2 = K_3$. It was shown in³⁵ that there are countably many critical directions of β , along which the ground state of the model is chosen from finitely many simple graphs with some unknown distribution, and our goal is to develop a mechanism that determines which of these simple graphs is the proper ground state.

A. Graphon topology

The thermal states f^β belong to the space of graph functions “graphons” which may be understood as generalizations of graphs. The set of graphs \mathcal{G} may be embedded into the space of graphons which consist of symmetric measurable functions from $[0, 1]^2$ into $[0, 1]$,

$$\mathcal{W} = \{f : [0, 1]^2 \rightarrow [0, 1] \text{ and } f \text{ symmetric}\}. \quad (4)$$

For any n and a graph $G_n \in \mathcal{G}_n$, the graphon representation is the function

$$f^{G_n}(x, y) = \begin{cases} 1, & \text{if } ([nx], [ny]) \text{ is an edge in } G_n, \\ 0, & \text{otherwise,} \end{cases} \quad (x, y) \in [0, 1]^2 \quad (5)$$

where the interval $[0, 1]$ may be intuitively thought of as a ‘continuum’ of graph vertices. The distance between graphons is given in terms of the “cut distance”, defined for $f, h \in \mathcal{W}$, as

$$d_{\square}(f, h) = \sup_{S, T \subseteq [0, 1]} \left| \int_{S \times T} (f(x, y) - h(x, y)) dx dy \right|. \quad (6)$$

However, a nontrivial difficulty arises from the arbitrary labeling of vertices as they are embedded in $[0, 1]$. Thus we introduce the equivalence $f \sim f_{\sigma}$ where $f_{\sigma}(x, y) = f(\sigma x, \sigma y)$, where $\sigma : [0, 1] \rightarrow [0, 1]$ is any measure preserving bijection. We write the quotient space of graphons under the equivalence \sim as $\widetilde{\mathcal{W}}$, and the equivalence class under \sim of $f \in \mathcal{W}$ as \tilde{f} . Incorporating the equivalence relation \sim yields a distance

$$\delta_{\square}(\tilde{f}, \tilde{h}) = \inf_{\sigma_1, \sigma_2} d_{\square}(f_{\sigma_1}, h_{\sigma_2}), \quad (7)$$

where the infimum ranges over all measure preserving bijections σ_1 and σ_2 , making $(\widetilde{\mathcal{W}}, \delta_{\square})$ a compact metric space (see Section 9.3 of Lovász²³). With some abuse of notation we also refer to δ_{\square} as the “cut distance”.

All graphons arise as the limit of some sequence of graphs. Given a graphon $f \in \mathcal{W}$ one may construct a graph $G_n = G(n, f)$ by selecting iid points x_1, \dots, x_n uniformly from $[0, 1]$ which represent the vertices of G_n , and then connect vertices i, j with probability $f(x_i, x_j)$. In this context the expected subgraph density is given by the graphon homomorphism density

$$t(H, f) = \int_{[0, 1]^k} \prod_{\{i, j\} \in E(H)} f(x_i, x_j) dx_1 \cdots dx_k, \quad (8)$$

which generalizes (1) and is continuous in the metric δ_{\square} . Indeed, for any graph H , the subgraph homomorphism density of random graphs selected by the above construction converges almost surely to the graphon homomorphism density,

$$\lim_{n \rightarrow \infty} t(H, G(n, f)) = t(H, f). \quad (9)$$

B. Exponential random graphs

As discussed above, we will define measures on \mathcal{G}_n in terms of subgraph densities. For $G_n \in \mathcal{G}_n$ define the probability

$$\mathbb{P}_n^\beta(G_n) = \exp(n^2(T^\beta(G_n)) - \psi_n^\beta), \quad (10)$$

where we have introduced the normalization constant (free energy density),

$$\psi_n^\beta = \frac{1}{n^2} \log Z_n^\beta. \quad (11)$$

By replacing the subgraph homomorphism density (1) with graphon homomorphism density (8) in (2), T^β extends naturally to $(\widetilde{\mathcal{W}}, \delta_\square)$. Since T^β is continuous and bounded on the compact set $\widetilde{\mathcal{W}}$, there is a nonempty compact subset \mathcal{K}^β of $\widetilde{\mathcal{W}}$ so that T^β is maximized on \mathcal{K}^β . Take $I : [0, 1] \rightarrow \mathbb{R}$ as

$$I(u) = \frac{1}{2}u \log u + \frac{1}{2}(1-u) \log(1-u), \quad (12)$$

and then extend the domain of I to $\widetilde{\mathcal{W}}$ by

$$I(\tilde{f}) = \int_{[0,1]^2} I(f(x,y)) dx dy, \quad (13)$$

where f is any representative element of \tilde{f} . It follows from Lemma 2.1 in Chatterjee and Varadhan¹⁴ that $\psi^\beta(\tilde{f}) := T^\beta(\tilde{f}) - I(\tilde{f})$ is well defined on $\widetilde{\mathcal{W}}$ and upper semi-continuous under the cut metric δ_\square . Let \mathcal{F}^β be the subset of $\widetilde{\mathcal{W}}$ where ψ^β is maximized. Then like \mathcal{K}^β , \mathcal{F}^β is a nonempty compact subset of $\widetilde{\mathcal{W}}$.

For the purpose of this paper, two theorems from Chatterjee and Diaconis¹³ (both based on the large deviation result in¹⁴) merit some special attention. Together they connect the occurrence of a phase transition in the exponential random graph model with the solution of a certain maximization problem. The first theorem (Theorem 3.1 in¹³) states that for any β , the limiting normalization constant $\lim_{n \rightarrow \infty} \psi_n^\beta$ of the exponential random graph always exists and is equal to ψ^β . The second theorem (Theorem 3.2 in¹³) states that in the large n limit, the quotient image \tilde{f}^{G_n} of a random graph G_n drawn from (10) must lie close to \mathcal{F}^β with high probability,

$$\delta_\square(\tilde{f}^{G_n}, \mathcal{F}^\beta) \rightarrow 0 \text{ in probability as } n \rightarrow \infty. \quad (14)$$

Since the limiting normalization constant ψ^β is the generating function for the limiting expectations of other random variables on the graph space such as expectations and correlations of homomorphism

densities, a phase transition occurs when ψ^β is non-analytic or when \mathcal{F}^β is not a singleton set. Although it is difficult to evaluate ψ^β and determine the maximizing set \mathcal{F}^β for most β , we will derive an efficient method to approximate \mathcal{F}^β and estimate ψ^β for β sufficiently far from the origin.

II. THE APPROXIMATION SCHEME

Take a finite simple graph H with vertex set $V(H)$ and edge set $E(H)$. Consider a graphon $f \in \mathcal{W}$. For each $(r, s) \in E(H)$ and each pair of points $x_r, x_s \in [0, 1]$, define

$$\Delta_{H,r,s}f(x_r, x_s) := \int_{[0,1]^{|V(H)\setminus\{r,s\}|}} \prod_{\substack{(r',s') \in E(H) \\ (r',s') \neq (r,s)}} f(x_{r'}, x_{s'}) \prod_{\substack{v \in V(H) \\ v \neq r,s}} dx_v. \quad (15)$$

The above definition appears rather complicated, but in essence may be identified with the homomorphism density (8), if we remove edge (r, s) from H and do not integrate out the associated vertices x_r and x_s . For $(x, y) \in [0, 1]^2$, define

$$\Delta_H f(x, y) := \sum_{(r,s) \in E(H)} \Delta_{H,r,s}f(x, y), \quad (16)$$

which corresponds to the total homomorphism density generated after all possible ways of removing one edge from H . We give some examples to illustrate this idea. When H is an edge, $\Delta_H f(x, y) \equiv 1$. When H is a triangle, by symmetry, $\Delta_H f(x, y) = 3 \int_{[0,1]} f(x, z)f(y, z)dz$.

A. Motivation

We will consider as a motivating example the edge-triangle model, which is a 2-parameter exponential random graph model obtained from (10) by setting H_1 to an edge and H_2 to a triangle. Take $\beta = ru$ for $u = (u_1, u_2) \in \mathbb{S}$. Suppose that $u_1 > 0$ and $u_2 < 0$, i.e., the 2-dimensional parameter vector u is pointing towards the 4th quadrant. Then \mathcal{K}^u (which agrees with \mathcal{K}^β) consists of graphons f that minimize $(u_1/u_2)e + t$, where $e = t(H_1, f)$ denotes the edge density and $t = t(H_2, f)$ denotes the triangle density of f , respectively. This implies that f , the maximizers of T^u (and hence of T^β) must lie on the Razborov curve, which is the lower boundary of the feasible region R of edge-triangle homomorphism densities. As $u_1e + u_2t$ is a linear function, f must minimize over the convex hull P of R . Since R and P only intersect at the points corresponding to Turán graphons, f must be a Turán graphon. This important fact about the structure of \mathcal{K}^β was further used to derive the maximizing

graphons of \mathcal{F}^β in³⁵. Using the boundedness of I , we found that \mathcal{F}^β consists of graphons that can be made arbitrarily close to Turán graphons when the magnitude of β is sufficiently large, and exactly which Turán graphon is favored by \mathcal{F}^β depends on the direction of β . However, as nice as these results are, there is ambiguity concerning the optimal Turán graphon along the critical directions of β , which correspond to normal lines of the convex hull P . The subtlety might be due to the fact that Turán graphons, though close to our optimal graphons in cut distance, are not best approximations to the maximizing set \mathcal{F}^β . Generalizing from Turán graphons¹⁶, we say that a graphon f is random-free if $f = \chi_A$ for some symmetric measurable subset A of $[0, 1]^2$. When β is finite, Chatterjee and Diaconis¹³ showed that the maximizing graphons in \mathcal{F}^β are almost nowhere random-free – that is the set $\{x \in [0, 1]^2 : f(x) \in \{0, 1\}\}$ has zero measure. We are thus interested in finding coarse-grained graphons that are not random-free but close to \mathcal{F}^β in cut distance, as they are sufficient to distinguish between candidates for the ground state. Resorting to perturbation analysis in the $|\beta| \rightarrow \infty$ regime, we will propose a method that keeps track of only the most significant characteristics of the maximizing graphons and demonstrate its effectiveness.

B. Assumptions

Let R denote the range of T in \mathbb{R}^d and suppose that the boundary ∂R is piecewise analytic. For $w \in \partial R$, let $F_R(w)$ denote the set of all feasible directions of R at w , so that $v \in F_R(w)$ implies that there is $\epsilon > 0$ with $w + \epsilon v \in R$. The (internal) tangent cone $C_R(w)$ of R at w is then given by the closure of $F_R(w)$. See Figure 1 for an illustration of this concept in the edge-triangle model. Let $\beta = ru$ for $u \in \mathbb{S}^{d-1}$, where r is sufficiently large. Suppose that T^u (and hence T^β as $|\beta| \rightarrow \infty$) is maximized at a set of random-free graphons $f = \chi_A$, i.e., \mathcal{K}^u (which agrees with \mathcal{K}^β) consists of random-free graphons only. Further suppose that $f \in \mathcal{K}^u$ has the property that

$$\Delta_{H_i} f = a_i \chi_A + b_i \chi_B, \tag{17}$$

where $\Delta_{H_i} f$ is defined as in (16) and $B := [0, 1]^2 \setminus A$. We remark that these nice properties that we assumed are enjoyed beyond the edge-triangle model. Denote by K_k a complete graph on k vertices. Since the vertices of the convex hull P of R for K_2 and K_n (any n), not just K_2 and K_3 as in the edge-triangle case, are given by Turán graphons, our argument will run through without much modification in these cases. Utilizing geometry of their respective convex hull¹⁵, similar analysis may be extended

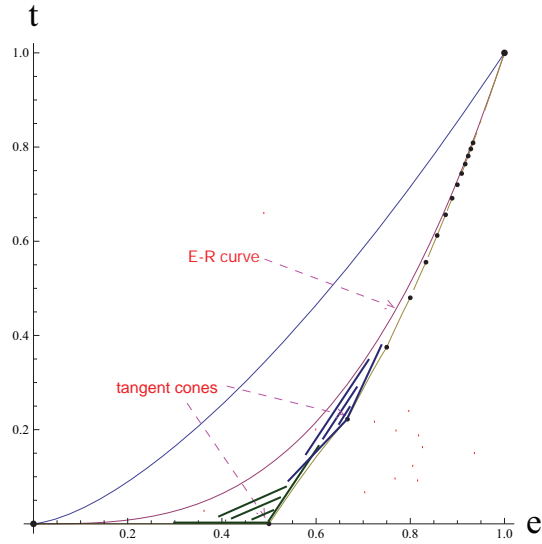


FIG. 1. Region of attainable edge (e) and triangle (t) densities for graphons. The upper boundary is the curve $t = e^{3/2}$ and the lower boundary is a piecewise algebraic curve with infinitely many concave pieces; see³³. The tangent cones at complete bipartite graphon (Turán graphon with 2 classes) and complete tripartite graphon (Turán graphon with 3 classes) are displayed.

to more general models. We point out in particular that if f is a Turán graphon, then (17) holds for any H_i due to symmetry.

C. Perturbation of random-free graphons

Consider a maximizing graphon $h \in \mathcal{F}^\beta$. When the magnitude of β is sufficiently large, since T^β diverges while I stays bounded, \mathcal{F}^β and \mathcal{K}^β can be made arbitrarily close in the cut metric. From our assumptions in Section II B, there thus exists a random-free graphon $f = \chi_A$ that is close to h under the cut distance. We will further construct a non-random-free graphon X_h that is close to h , simple enough, and yet still retains important information of h . Most importantly, we will show that for any finite simple graph H_i , $t(H_i, X_h)$ approximates $t(H_i, h)$ at least as well as $t(H_i, f)$ asymptotically. The following proposition is specific for random-free graphons and will be useful for our investigation.

Proposition II.1. *Let $\|\cdot\|_1$ denote the L^1 -norm. For a random-free graphon f , $d_\square(f, h) = O(\|f - h\|_1)$.*

Proof. By (6), it is clear that $d_\square(f, h) \leq \|f - h\|_1$. For the other direction, suppose $f = \chi_A$ for some

symmetric measurable subset $A \subset [0, 1]^2$. If A is a rectangle, then $\|f - h\|_1 \leq 3d_{\square}(f, h)$. The general conclusion follows once we recognize that any subset A of $[0, 1]^2$ may be approximated within $\epsilon > 0$ by a finite union of disjoint rectangles. \square

Let us first expand $t(H_i, h)$ around f . Denote a perturbation of f by $g = h - f$. Corresponding to the regime $|\beta| \rightarrow \infty$, as explained earlier, f may be chosen so that $|g| \in \mathcal{W}$. We have

$$t(H_i, h) = t(H_i, f) + \int_{[0,1]^2} g(x, y) \Delta_{H_i} f(x, y) dx dy + \text{remainder terms.} \quad (18)$$

Under our assumption (17), we compute the first variation:

$$\begin{aligned} \int_{[0,1]^2} g(x, y) \Delta_{H_i} f(x, y) dx dy &= \int_{[0,1]^2} (g(x, y) \chi_A + g(x, y) \chi_B) (a_i \chi_A + b_i \chi_B) dx dy \\ &= a_i \int_A g(x, y) dx dy + b_i \int_B g(x, y) dx dy. \end{aligned} \quad (19)$$

Define

$$a = \frac{1}{|A|} \int_A h(x, y) dx dy, \quad b = \frac{1}{|B|} \int_B h(x, y) dx dy. \quad (20)$$

Using that $f = \chi_A$ and $g = h - f$, (19) reduces to

$$\int_{[0,1]^2} g(x, y) \Delta_{H_i} f(x, y) dx dy = a_i(a - 1)|A| + b_i b |B|. \quad (21)$$

The remainder terms (if they exist) give the homomorphism density after all possible ways of removing at least two edges from H_i , and so are bounded above by either $\int_{[0,1]^3} |g(x, y)| |g(x, z)| dx dy dz$ or $\int_{[0,1]^4} |g(x, y)| |g(u, v)| dx dy du dv$. Estimating the latter is easy.

$$\int_{[0,1]^4} |g(x, y)| |g(u, v)| dx dy du dv = \left(\int_{[0,1]^2} |g(x, y)| dx dy \right)^2 = \|g\|_1^2, \quad (22)$$

which is of negligible asymptotic order when compared to the first variation (19). The former corresponds to the 2-star density of a graphon $|g|$ with edge density $\|g\|_1$. By¹, for small $\|g\|_1$, the 2-star density is bounded below by $\|g\|_1^2$ and above by $\|g\|_1/2 + O(\|g\|_1^2)$, and the upper bound is achieved when $|g|$ is an anticlique of the form

$$|g(x, y)| = \begin{cases} 1, & \text{if } x > c \text{ and } y > c, \\ 0, & \text{otherwise,} \end{cases} \quad (23)$$

where $c = 1 - \sqrt{1 - \|g\|_1}$. The lower bound for this remainder term is of desirable asymptotic order, but the upper bound is of the same order as the first variation. Recall that the maximizing graphon

h for a finite β is uniformly bounded away from 0 and 1¹³. The graphon $|g| = |h - f|$ is thus likely quite different from an anticlique. This implies that the 2-star density of $|h - f|$ is of higher order than $\|h - f\|_1$ and does not achieve the upper bound. The phenomenon was confirmed for example by simulations for the edge-triangle model²¹.

Define the averaged perturbation by $X_h = a\chi_A + b\chi_B$, where a and b are given in (20). X_h may be viewed as a flattened out version of h . Since

$$\|h - f\|_1 = \int_A (1 - h(x, y)) dx dy + \int_B h(x, y) dx dy = (1 - a)|A| + b|B| = \|X_h - f\|_1, \quad (24)$$

X_h is close to f (and hence h) under the L^1 distance, and by Proposition II.1, also under the cut distance. Denote by $g' = X_h - f$. We perform the same expansion for $t(H_i, X_h)$ around f as in the last paragraph:

$$t(H_i, X_h) = t(H_i, f) + \int_{[0,1]^2} g'(x, y) \Delta_{H_i} f(x, y) dx dy + \text{remainder terms}. \quad (25)$$

Following similar reasoning as in (19) and using the definition of X_h ,

$$\begin{aligned} \int_{[0,1]^2} g'(x, y) \Delta_{H_i} f(x, y) dx dy &= a_i \int_A g'(x, y) dx dy + b_i \int_B g'(x, y) dx dy \\ &= a_i(a - 1)|A| + b_i b|B|. \end{aligned} \quad (26)$$

This says that $t(H_i, h)$ and $t(H_i, X_h)$ agree except for the remainder terms. As for $t(H_i, h)$, the remainder terms for $t(H_i, X_h)$ (if they exist) are bounded above by either $\int_{[0,1]^3} |g'(x, y)| |g'(x, z)| dx dy dz$ or $\int_{[0,1]^4} |g'(x, y)| |g'(u, v)| dx dy du dv$. Since $\|g'\|_1 = \|g\|_1 = (1 - a)|A| + b|B|$ by (24), the latter is of asymptotic order $\|g\|_1^2$; while the former gives

$$\int_{[0,1]^3} |g'(x, y)| |g'(x, z)| dx dy dz \leq (\max\{1 - a, b\})^2, \quad (27)$$

and so is also of asymptotic order $\|g\|_1^2$. We conclude that $t(H_i, X_h)$ gives at least as good an asymptotic approximation for $t(H_i, h)$ as $t(H_i, f)$, and a better one when the error term related to the 2-star density of $|h - f|$ may be dropped.

D. Maximizing graphons

Let $\beta = ru$ for $u \in \mathbb{R}^d$ and $\|u\| = 1$. Under our assumptions, \mathcal{K}^u (which agrees with \mathcal{K}^β) is a set of random-free graphons. Take $h \in \mathcal{F}^\beta$. Then for $\epsilon > 0$ and r large (corresponding to $|\beta| \rightarrow \infty$),

$d_{\square}(f, h) < \epsilon$ for some $f \in \mathcal{K}^u$, i.e., $f = \chi_A$ for some symmetric measurable subset A of $[0, 1]^2$. By (18) and following analysis,

$$\psi^{\beta}(h) = rT^u(f) + r \left(\sum_{i=1}^d a_i u_i \right) (a-1)|A| + r \left(\sum_{i=1}^d b_i u_i \right) b|B| - I(h) + \text{remainder terms.} \quad (28)$$

Similarly, by (25) and following analysis,

$$\psi^{\beta}(X_h) = rT^u(f) + r \left(\sum_{i=1}^d a_i u_i \right) (a-1)|A| + r \left(\sum_{i=1}^d b_i u_i \right) b|B| - I(X_h) + \text{remainder terms.} \quad (29)$$

In both equations above, the entropy I is bounded in contrast with the energy contribution T^{β} . Except that h is close to f (and hence X_h) in cut distance, we do not have enough information regarding the structure of h . Rather than maximizing $\psi^{\beta}(h)$ over all possible graphons h directly, we will maximize $\psi^{\beta}(X_h)$ over 2-parameter families $0 \leq a, b \leq 1$. From the heuristics in Section II C, this is an effective method to approximate the optimal graphon. More than that, in certain situations (for example the edge-triangle model to be discussed in detail in Section III), we will see that keeping 2 parameters is not only effective but also sufficient. Notice that

$$I(X_h) = I(a\chi_A + b\chi_B) = I(a)|A| + I(b)|B|. \quad (30)$$

We rewrite X_h :

$$\psi^{\beta}(X_h) = rT^u(f) + \left(r \left(\sum_{i=1}^d a_i u_i \right) (a-1) - I(a) \right) |A| + \left(r \left(\sum_{i=1}^d b_i u_i \right) b - I(b) \right) |B| + \text{remainder terms.} \quad (31)$$

Maximizing each first variation term, we have

$$a = \frac{1}{1 + e^{-2r \sum_{i=1}^d a_i u_i}}, \quad b = \frac{1}{1 + e^{-2r \sum_{i=1}^d b_i u_i}}. \quad (32)$$

Under this choice of a and b and provided we can ignore the remainder terms, $\psi^{\beta}(X_h)$ is strictly bigger than $rT^u(f)$, which is the random-free graphon approximation corresponding to $a = 1$ and $b = 0$. Let us verify that $\psi^{\beta}(X_h)$ is indeed strictly bigger than $rT^u(f)$ by rigorously managing the error term in (31). As shown earlier in Section II C, the remainder terms are of higher order:

$$\begin{aligned} \psi^{\beta}(X_h) = rT^u(f) + & \left(r \left(\sum_{i=1}^d a_i u_i \right) (a-1) + O(r(a-1)^2) - I(a) \right) |A| \\ & + \left(r \left(\sum_{i=1}^d b_i u_i \right) b + O(rb^2) - I(b) \right) |B|. \quad (33) \end{aligned}$$

For any $\epsilon > 0$, there exists large enough r so that $\|X_h - f\|_1$ is sufficiently small, making $0 < 1 - a < \epsilon$ and $0 < b < \epsilon$. Applying these ϵ bounds in (33) gives

$$\psi^\beta(X_h) \geq rT^u(f) + \left(r \left(\sum_{i=1}^d a_i u_i + \epsilon \right) (a - 1) - I(a) \right) |A| + \left(r \left(\sum_{i=1}^d b_i u_i - \epsilon \right) b - I(b) \right) |B|. \quad (34)$$

Maximizing each first variation term as previously, this yields $\psi^\beta(X_h) > rT^u(f)$. We conclude that, as expected, the addition of one more parameter improves the random-free graphon estimation.

III. THE EDGE-TRIANGLE MODEL

Denote by K_k a complete graph on k vertices. The edge-triangle model is a 2-parameter exponential random graph model obtained by taking H_1 an edge (K_2) and H_2 a triangle (K_3) in (10). Consider the set $R = \{(t(K_2, f), t(K_3, f)), f \in \mathcal{W}\}$ of all realizable values of the edge (e) and triangle (t) homomorphism densities as the graphon f varies over the entire graphon space \mathcal{W} . See Figure 1. The upper boundary curve of R is given by the equation $t = e^{3/2}$, and can be derived using the Kruskal-Katona theorem (see Section 16.3 of²³). The lower boundary curve is trickier. The trivial lower bound of $t = g_1(e) := 0$, corresponding to the horizontal segment, is attainable at any $0 \leq e \leq 1/2$ by graphons describing the possibly asymptotic edge density of subgraphs of complete bipartite graphs (Turán graphon with 2 classes). For $e \geq 1/2$, the optimal bound was obtained by Razborov³³, who established, using the flag algebra calculus, that for $(k-1)/k \leq e \leq k/(k+1)$ with $k \geq 2$,

$$t \geq g_k(e) := \frac{(k-1) \left(k - 2\sqrt{k(k-e(k+1))} \right) \left(k + \sqrt{k(k-e(k+1))} \right)^2}{k^2(k+1)^2}. \quad (35)$$

All the curve segments $g_k(e)$ describing the nontrivial part of the lower boundary of R are strictly concave. For $k = 1, 2, \dots$, we set $v_k := (e_k, t_k) = (t(K_2, f^{K_{k+1}}), t(K_3, f^{K_{k+1}}))$, where explicitly,

$$f^{K_{k+1}}(x, y) = \begin{cases} 1, & \text{if } \lceil (k+1)x \rceil \neq \lceil (k+1)y \rceil, \\ 0, & \text{otherwise,} \end{cases} \quad (x, y) \in [0, 1]^2 \quad (36)$$

is the Turán graphon with $k+1$ classes. Thus

$$e_k = \frac{k}{k+1}, \quad t_k = \frac{k(k-1)}{(k+1)^2}. \quad (37)$$

For $k = 1, 2, \dots$, let L_k be the line segment joining vertices v_k and v_{k+1} of neighboring Turán graphons. These infinitely many line segments form the convex hull P of R , and the length of L_k decreases monotonically to zero as k gets large.

The normal vectors to L_k ,

$$o_k = \left(1, -\frac{(k+1)(k+2)}{k(3k+5)} \right) \quad (38)$$

are the critical directions of the edge-triangle model. Let $\beta = r o_k$ and take $r \rightarrow \infty$. While the vectors o_k (38) are not normalized as in our derivation (see Section II), this can be easily adjusted by adapting r . Then Turán graphons with $k+1$ and $k+2$ classes both belong to \mathcal{K}^{o_k} (which agrees with \mathcal{K}^β), and we concluded in³⁵ that a typical graph sampled from the model may behave like either a Turán graphon with $k+1$ classes or a Turán graphon with $k+2$ classes, with no clear preference. Though already quite informative, as explained earlier in Section II A, this result remains somewhat unsatisfactory because it does not indicate whether both such graphons are actually realizable in the limit and in what manner. Notice that underneath our investigation, there is an ordered double asymptotic framework, in the sense that the network size n goes to infinity first followed by the divergence of the parameters β . In hope of resolving this rather subtle ambiguity within the edge-triangle model, the “other” order was also examined in³⁵, where we first let the magnitude of β increase to infinity so as to isolate a simpler sub-model and then study its limiting properties as n grows. Both ordered asymptotics imply a nearly identical convergence in probability in the cut metric along the noncritical directions. Under the “original” as well as the “reversed” order, there exist (possibly different) subsequences of the form $\{n_i, \beta_{1,i}, \beta_{2,i}\}$, with $n_i \rightarrow \infty$, $\beta_{1,i} \rightarrow \infty$ and $\beta_{2,i} \rightarrow -\infty$ for $i = 1, 2, \dots$, where the edge-triangle model converges to some Turán graphon specified by the direction of the parameters (β_1, β_2) . Additionally, under the “reversed” asymptotics, a detailed categorization of the limiting behavior of the edge-triangle model was obtained: When β diverges along the critical direction o_k , a typical sampled graph more likely resembles a Turán graphon with $k+2$ classes than with $k+1$ classes. Now that we are equipped with refined perturbation analysis, we would like to sharpen our results under the “original” asymptotics and inquire whether the same type of discontinuity in natural parametrization exists.

Let us make a further remark before carrying out the detailed calculations. In the physics literature, people are often interested in cases where the parameter β depends on n (some averages need to be satisfied for every n). In these models, in place of the normalization constant (free energy density), the relative entropy plays a central role. Analogous (but more complicated) maximization problems and concentration of measure results have been established, which lead to classifications of ensemble equivalence between the microcanonical ensemble and the canonical ensemble. The perturbative methods explored in the current paper are expected to apply in these general parameter situations. In some cases, the perturbation would still be around random-free graphons, and our argument will run

through without much adaptation¹⁷. In some other cases however, the perturbation would be around graphons admitting more intricate structures, and serious future work is needed^{19,28}.

A. Perturbation analysis

Let $\beta = ro_k$. We will compare $\psi^\beta(X)$ and $\psi^\beta(Y)$, where X is the flattened out graphon close to $f^{K_{k+1}}$ (Turán graphon with $k+1$ classes) and Y is the flattened out graphon close to $f^{K_{k+2}}$ (Turán graphon with $k+2$ classes). Both X and Y are constructed with the optimal perturbation values (32). We set $u = o_k$ in our calculations below. For $i = 1, 2$, we compute a_i^X, b_i^X, a_i^Y , and b_i^Y for $f^{K_{k+1}}$ and $f^{K_{k+2}}$ in (17), where $H_1 = K_2$ and $H_2 = K_3$. As pointed out earlier in Section II, $a_1^X = b_1^X = a_1^Y = b_1^Y = 1$. For notational convenience, from now on we denote $f^{K_{k+1}}$ by T_k and $\chi_{[0,1]^2} - f^{K_{k+1}}$ by D_k . Then T_k and D_k are indicator functions associated with sets of measure $k/(k+1)$ and $1/(k+1)$, respectively. Reconfirming our assumption in (17),

$$\Delta_{K_3} T_k = 3 \int_{[0,1]} T_k(x, z) T_k(y, z) dz = \frac{3(k-1)}{k+1} T_k + \frac{3k}{k+1} D_k, \quad (39)$$

which gives

$$a_2^X = \frac{3(k-1)}{k+1}, \quad b_2^X = \frac{3k}{k+1}, \quad (40)$$

$$a_2^Y = \frac{3k}{k+2}, \quad b_2^Y = \frac{3(k+1)}{k+2}.$$

This yields

$$\sum_{i=1}^2 a_i^X u_i = \frac{2(k+3)}{k(3k+5)}, \quad \sum_{i=1}^2 b_i^X u_i = -\frac{1}{3k+5}, \quad (41)$$

$$\sum_{i=1}^2 a_i^Y u_i = \frac{2}{3k+5}, \quad \sum_{i=1}^2 b_i^Y u_i = -\frac{k+3}{k(3k+5)}.$$

We check the remainder terms for $\psi^\beta(X)$ after first order perturbation. Similar analysis will work for $\psi^\beta(Y)$ and we skip the details. Consider the (internal) tangent cone $C_R(v_k)$, consisting of graphons of the type $X_h = aT_k + bD_k$. See Figure 2. Then

$$t(K_2, X_h) = \int_{[0,1]^2} (aT_k(x, y) + bD_k(x, y)) dx dy = \frac{ak+b}{k+1}. \quad (42)$$

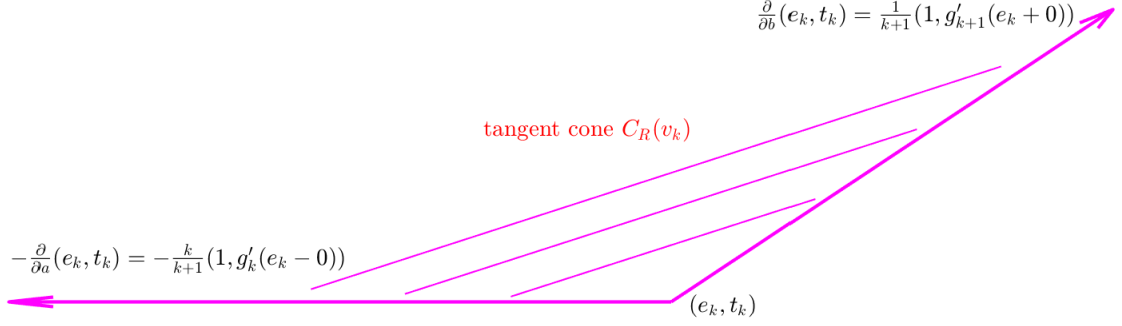


FIG. 2. The (internal) tangent cone $C_R(v_k)$, consisting of graphons of the type $X_h = aT_k + bD_k$. Taking $a = 1, b = 0$ gives the Turán graphon with $k + 1$ classes, whose edge-triangle densities are $v_k = (e_k, t_k)$. Here $g'_k(e_k - 0)$ and $g'_{k+1}(e_k + 0)$ indicate the left and right hand side derivatives of g_k (35) at e_k , respectively.

For $(x, y) \in [0, 1]^2$, we have

$$\begin{aligned} \int_{[0,1]} X_h(x, z)X_h(y, z)dz &= \int_{[0,1]} ((aT_k(x, z) + bD_k(x, z))(aT_k(y, z) + bD_k(y, z))) dz \\ &= \left(a^2 \frac{k-1}{k+1} + 2ab \frac{1}{k+1} \right) T_k(x, y) + \left(a^2 \frac{k}{k+1} + b^2 \frac{1}{k+1} \right) D_k(x, y), \end{aligned} \quad (43)$$

which implies that

$$\begin{aligned} t(K_3, X_h) &= \int_{[0,1]^3} X_h(x, y)X_h(x, z)X_h(y, z)dxdydz \quad (44) \\ &= \int_{[0,1]} (aT_k(x, y) + bD_k(x, y)) \left(\left(a^2 \frac{k-1}{k+1} + 2ab \frac{1}{k+1} \right) T_k(x, y) + \left(a^2 \frac{k}{k+1} + b^2 \frac{1}{k+1} \right) D_k(x, y) \right) dx \\ &= a^3 \frac{k(k-1)}{(k+1)^2} + 3a^2b \frac{k}{(k+1)^2} + b^3 \frac{1}{(k+1)^2}. \end{aligned}$$

This yields

$$\begin{aligned} \psi^\beta(X_h) &= rt(K_2, X_h) - r \frac{(k+1)(k+2)}{k(3k+5)} t(K_3, X_h) - I(a) \frac{k}{k+1} - I(b) \frac{1}{k+1} \\ &= r \frac{ak+b}{k+1} - r \frac{(k+1)(k+2)}{k(3k+5)} \left(a^3 \frac{k(k-1)}{(k+1)^2} + 3a^2b \frac{k}{(k+1)^2} + b^3 \frac{1}{(k+1)^2} \right) - I(a) \frac{k}{k+1} - I(b) \frac{1}{k+1}. \end{aligned} \quad (45)$$

Using (32) and (41) for a and b , (45) gives $\psi^\beta(X)$. After first order perturbation as in (31), the remainder terms are bounded by

$$\text{constant} \cdot r \cdot (\max\{1-a, b\})^2 \approx \text{constant} \cdot r \cdot \max \left\{ \exp \left(-\frac{8r(k+3)}{k(3k+5)} \right), \exp \left(-\frac{4r}{3k+5} \right) \right\}. \quad (46)$$

The following lemma is useful for our asymptotic derivation.

Lemma III.1. *Let I be defined as in (12). As $x \rightarrow \infty$,*

$$-\frac{xe^{-x}}{2(1+e^{-x})} - I\left(\frac{1}{1+e^{-x}}\right) \approx \frac{e^{-x}}{2}, \quad (47)$$

and as $x \rightarrow -\infty$,

$$\frac{x}{2(1+e^{-x})} - I\left(\frac{1}{1+e^{-x}}\right) \approx \frac{e^x}{2}. \quad (48)$$

Proof. We recognize that after simplification, the left hand side of (47) becomes $\log(1+e^{-x})/2$, and the left hand side of (48) becomes $x/2 + \log(1+e^{-x})/2$. The rest is immediate. \square

Applying Lemma III.1 to the first order perturbation terms, we see that conforming to our heuristic analysis in Sections II C and II D, the remainder terms are indeed of negligible order. For r large enough, we have

$$\psi^\beta(X) \approx rT^{o_k}(f) + \frac{k}{2(k+1)} \exp\left(-\frac{4r(k+3)}{k(3k+5)}\right) + \frac{1}{2(k+1)} \exp\left(-\frac{2r}{3k+5}\right), \quad (49)$$

$$\psi^\beta(Y) \approx rT^{o_k}(f) + \frac{k+1}{2(k+2)} \exp\left(-\frac{4r}{3k+5}\right) + \frac{1}{2(k+2)} \exp\left(-\frac{2r(k+3)}{k(3k+5)}\right).$$

Since $\sum_{i=1}^2 b_i^X u_i = -1/(3k+5)$ has the smallest absolute value among all equations in (41), $\psi^\beta(X) > \psi^\beta(Y)$ both in terms of first order perturbation (49) and the exact value.

Denote by $\psi_{\text{opt}}^\beta(X_h)$ and $\psi_{\text{opt}}^\beta(Y_h)$ the exact optimal value of ψ^β within the (internal) tangent cone $C_R(v_k)$ and $C_R(v_{k+1})$, respectively. Let us compare $\psi_{\text{opt}}^\beta(X_h)$ with $\psi_{\text{opt}}^\beta(Y_h)$. From our heuristic argument, for any $\epsilon > 0$ and r large enough, (34) is satisfied:

$$\psi^\beta(X_h) \geq rT^{o_k}(f) + \left(r \left(\sum_{i=1}^2 a_i^X u_i + \epsilon\right) (a-1) - I(a)\right) \frac{k}{k+1} + \left(r \left(\sum_{i=1}^2 b_i^X u_i - \epsilon\right) b - I(b)\right) \frac{1}{k+1}. \quad (50)$$

Following similar reasoning, we also find a bound in the other direction:

$$\psi^\beta(X_h) \leq rT^{o_k}(f) + \left(r \left(\sum_{i=1}^2 a_i^X u_i - \epsilon\right) (a-1) - I(a)\right) \frac{k}{k+1} + \left(r \left(\sum_{i=1}^2 b_i^X u_i + \epsilon\right) b - I(b)\right) \frac{1}{k+1}. \quad (51)$$

Maximizing each first variation term and applying Lemma III.1 as previously, this says that $\psi^\beta(X_h)$ is asymptotically bounded below by

$$rT^{o_k}(f) + \frac{k}{2(k+1)} \exp\left(-2r \left(\frac{2(k+3)}{k(3k+5)} + \epsilon\right)\right) + \frac{1}{2(k+1)} \exp\left(-2r \left(\frac{1}{3k+5} + \epsilon\right)\right), \quad (52)$$

	a	b	ψ^β	a_{opt}	b_{opt}	ψ_{opt}^β
bipartite	0.999999998	0.0759	5.0197	almost 1	0.069	5.019
tripartite	0.9933	0.0000454	5.0022	0.9943	0.000064	5.0021

TABLE I. Asymptotic comparison for perturbation around neighboring Turán graphons, where $\beta = (10, -7.5)$ diverges along the critical direction $o_1 = (1, -0.75)$. a , b and ψ^β are calculated from (32) and (49) with first order perturbation; a_{opt} , b_{opt} and ψ_{opt}^β are based on numerical optimization for (45). The bipartite feature is associated with a bigger limiting normalization constant and is favored, matching the asymptotic predictions of Theorem III.2.

and above by

$$rT^{o_k}(f) + \frac{k}{2(k+1)} \exp\left(-2r\left(\frac{2(k+3)}{k(3k+5)} - \epsilon\right)\right) + \frac{1}{2(k+1)} \exp\left(-2r\left(\frac{1}{3k+5} - \epsilon\right)\right), \quad (53)$$

Similar analysis works for $\psi^\beta(Y_h)$ and we skip the details. Since $\epsilon > 0$ can be taken arbitrarily small and $\sum_{i=1}^2 b_i^X u_i = -1/(3k+5)$ has the smallest absolute value among all equations in (41), $\psi_{\text{opt}}^\beta(X_h) > \psi_{\text{opt}}^\beta(Y_h)$. As discussed earlier in Section I, by Theorems 3.1 and 3.2 in Chatterjee and Diaconis¹³, we conclude that when β diverges along the critical direction o_k , a typical sampled graph more likely resembles a Turán graphon with $k+1$ classes than with $k+2$ classes. See Table I and Figure 3.

Theorem III.2. *Consider the edge-triangle exponential random graph model, obtained by setting in (10) H_1 an edge and H_2 a triangle. For $k \geq 1$, let $\beta = ro_k$, where o_k is the critical direction (38) and r is sufficiently large. Then in the large n limit, a typical graph drawn from the model behaves like a Turán graphon with $k+1$ classes,*

$$\lim_{r \rightarrow \infty} \sup_{\tilde{f} \in \mathcal{F}^\beta} \delta_{\square}(\tilde{f}, \tilde{f}^{K_{k+1}}) = 0. \quad (54)$$

B. Geometric interpretation

We proceed further and examine the effect of infinitesimal perturbation on the associated edge and triangle densities. From (42) and (44),

$$\begin{aligned} \left. \frac{\partial}{\partial b} (t(K_2, X_h), t(K_3, X_h)) \right|_{a=1, b=0} &= \left(\frac{1}{k+1}, \frac{3k}{(k+1)^2} \right), \\ \left. \frac{\partial}{\partial a} (t(K_2, X_h), t(K_3, X_h)) \right|_{a=1, b=0} &= \left(\frac{k}{k+1}, \frac{3k(k-1)}{(k+1)^2} \right). \end{aligned} \quad (55)$$

Let us present another perspective on this calculation incorporating assumption (17), which may be employed to derive infinitesimal variations for more complicated homomorphism densities. The idea appeared in our heuristic analysis before and we make it explicit here. For any H_i so that (17) is satisfied,

$$\begin{aligned} \left. \frac{\partial}{\partial b} t(H_i, X_h) \right|_{a=1, b=0} &= \int_{[0,1]^2} D_k(x, y) \Delta_{H_i} T_k(x, y) dx dy \\ &= \int_{[0,1]^2} D_k(x, y) (a_i T_k(x, y) + b_i D_k(x, y)) dx dy = b_i \frac{1}{k+1}. \end{aligned} \quad (56)$$

$$\begin{aligned} \left. \frac{\partial}{\partial a} t(H_i, X_h) \right|_{a=1, b=0} &= \int_{[0,1]^2} T_k(x, y) \Delta_{H_i} T_k(x, y) dx dy \\ &= \int_{[0,1]^2} T_k(x, y) (a_i T_k(x, y) + b_i D_k(x, y)) dx dy = a_i \frac{k}{k+1}. \end{aligned} \quad (57)$$

Using $a_1 = b_1 = 1$, $a_2 = 3(k-1)/(k+1)$ and $b_2 = 3k/(k+1)$ (40), we recover the partial derivatives calculated above. In particular, we recognize that $-(a_1, a_2)$ points along the left tangent line and (b_1, b_2) points along the right tangent line, while the critical direction $u = o_k$ is the normal vector to the line segment L_k that connects neighboring vertices v_k and v_{k+1} . This offers a geometric justification of the (\pm) signs in (41).

Recall that the lower boundary of attainable edge-triangle densities is a piecewise algebraic curve with infinitely many concave pieces g_k (35), and the connection point of g_k and g_{k+1} is $v_k = (e_k, t_k)$. See Figure 1. We compute

$$g'_k(e) = \frac{3(k-1)}{k(k+1)} \left(k + \sqrt{k(k - e(k+1))} \right), \quad (58)$$

which implies that the left and right hand side derivatives at $e_k = k/(k+1)$ are respectively given by

$$g'_k(e_k - 0) = \frac{3(k-1)}{k+1}, \quad g'_{k+1}(e_k + 0) = \frac{3k}{k+1}. \quad (59)$$

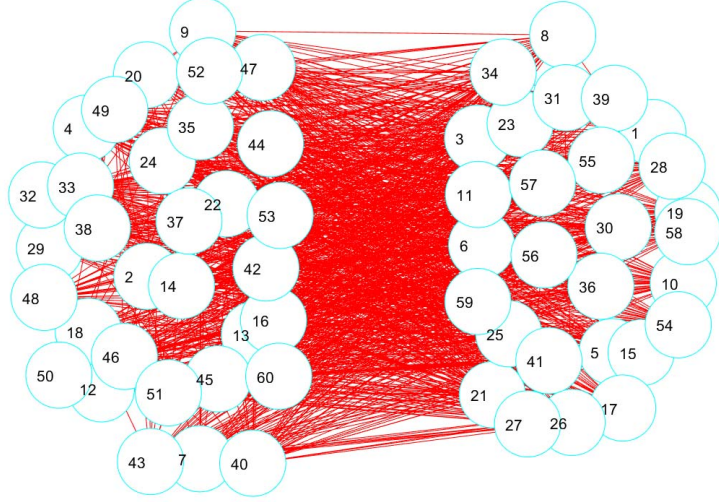


FIG. 3. A simulated realization of the exponential random graph model on 60 nodes with edges and triangles as sufficient statistics, where $\beta = (10, -7.5)$ diverges along the critical direction $o_1 = (1, -0.75)$. n is of much bigger magnitude than β in reflection of the double asymptotic order. The simulated graph displays bipartite feature with edge density 0.557, matching the asymptotic predictions of Theorem III.2.

The partial derivative vectors in (55) thus delineate the boundary of the (internal) tangent cone $C_R(v_k)$. In other words, $C_R(v_k)$ spans all possible infinitesimal variations at the Turán graphon with $k+1$ classes. See Figure 2. Since the optimizing graphon associated with large enough β must lie within the tangent cone of some Turán graphon, it may be represented by a linear combination of Erdős-Rényi and Turán graphons. Even though the graphon representation may not be unique, optimizing over all possible combinations provides insight into the structure of the maximizing set. Keeping track of the Erdős-Rényi and Turán characteristics in the edge-triangle model is thus not only an effective but also sufficient method to estimate the normalization constant, and gives evidence of discontinuity of the natural parametrization along the critical directions o_k in the limit as n and then r tend to infinity. This demonstrates the occurrence of discontinuous phase transitions in the edge-triangle model.

ACKNOWLEDGEMENTS

The authors are very grateful to the anonymous referee for the invaluable suggestions that greatly improved the quality of this paper. Mei Yin thanks Sukhada Fadnavis for helpful conversations. Rajinder Mavi was supported by a postdoctoral fellowship from the Michigan State University Institute

for Theoretical and Mathematical Physics. Mei Yin's research was partially supported by NSF grant DMS-1308333.

REFERENCES

- ¹Ahlsvede, R., Katona, G.O.H.: Graphs with maximal number of adjacent pairs of edges. *Acta Math. Acad. Sci. Hungar.* 32, 97-120 (1978)
- ²Aldous, D.: Representations for partially exchangeable arrays of random variables. *J. Multivariate Anal.* 11, 581-598 (1981)
- ³Aldous, D., Lyons, R.: Processes on unimodular random networks. *Electron. J. Probab.* 12, 1454-1508 (2007)
- ⁴Aldous, D., Steele, J.M.: The objective method: Probabilistic combinatorial optimization and local weak convergence. In: Kesten, H. (ed.) *Probability on Discrete Structures*, pp. 1-72. Springer, Berlin (2004)
- ⁵Aristoff, D., Zhu, L.: Asymptotic structure and singularities in constrained directed graphs. *Stochastic Process. Appl.* 125, 4154-4177 (2015)
- ⁶Benjamini, I., Schramm, O.: Recurrence of distributional limits of finite planar graphs. *Electron. J. Probab.* 6, 1-13 (2001)
- ⁷Borgs, C., Chayes, J., Cohn, H., Zhao, Y.: An L^p theory of sparse graph convergence I. Limits, sparse random graph models, and power law distributions. arXiv preprint, arXiv: 1401.2906 (2014)
- ⁸Borgs, C., Chayes, J., Cohn, H., Zhao, Y.: An L^p theory of sparse graph convergence II. LD convergence, quotients, and right convergence. arXiv preprint, arXiv: 1408.0744 (2014)
- ⁹Borgs, C., Chayes, J., Lovász, L., Sós, V.T., Vesztergombi, K.: Counting graph homomorphisms. In: Klazar, M., Kratochvíl, J., Loeb, M., Thomas, R., Valtr, P. (eds.) *Topics in Discrete Mathematics*, Volume 26, pp. 315-371. Springer, Berlin (2006)
- ¹⁰Borgs, C., Chayes, J.T., Lovász, L., Sós, V.T., Vesztergombi, K.: Convergent sequences of dense graphs I. Subgraph frequencies, metric properties and testing. *Adv. Math.* 219, 1801-1851 (2008)
- ¹¹Borgs, C., Chayes, J.T., Lovász, L., Sós, V.T., Vesztergombi, K.: Convergent sequences of dense graphs II. Multiway cuts and statistical physics. *Ann. of Math.* 176, 151-219 (2012)
- ¹²Chatterjee, S., Dembo, A.: Nonlinear large deviations. *Adv. Math.* 299, 396-450 (2016)

- ¹³Chatterjee, S., Diaconis, P.: Estimating and understanding exponential random graph models. *Ann. Statist.* 41, 2428-2461 (2013)
- ¹⁴Chatterjee, S., Varadhan, S.R.S.: The large deviation principle for the Erdős-Rényi random graph. *European J. Combin.* 32, 1000-1017 (2011)
- ¹⁵Engström, A., Norén, P.: Polytopes from Subgraph Statistics. *Discrete Math. Theor. Comput. Sci. Proc.* 305-316 (2011)
- ¹⁶Hatami, H., Norine, S.: The entropy of random-free graphons and properties. *Combin. Probab. Comput.* 22: 517-526 (2013)
- ¹⁷den Hollander, F., Mandjes, M., Roccaverde, A., Starreveld, N.J.: Ensemble equivalence for dense graphs. arXiv preprint, arXiv: 1703.08058 (2017)
- ¹⁸Hoover, D.: Row-column exchangeability and a generalized model for probability. In: Koch, G., Spizzichino, F. (eds.) *Exchangeability in Probability and Statistics*, pp. 281-291. North-Holland, Amsterdam (1982)
- ¹⁹Garlaschelli, D., den Hollander, F. and Roccaverde, A.: Ensemble nonequivalence in random graphs with modular structure. *J. Phys. A: Math. Theor.* 50, 015001 (2017)
- ²⁰Kenyon, R., Radin, C., Ren, K. and Sadun, L.: Multipodal structure and phase transitions in large constrained graphs. *J. Stat. Phys.* 168, 233-258 (2017)
- ²¹Kenyon, R., Radin, C., Ren, K., Sadun, L.: The phases of large networks with edge and triangle constraints. *J. Phys. A: Math. Theor.* 50, 435001 (2017)
- ²²Kenyon, R., Yin, M.: On the asymptotics of constrained exponential random graphs. *J. Appl. Probab.* 54, 165-180 (2017)
- ²³Lovász, L.: *Large Networks and Graph Limits*. American Mathematical Society, Providence (2012)
- ²⁴Lovász, L., Szegedy B.: Limits of dense graph sequences. *J. Combin. Theory Ser. B.* 96, 933-957 (2006)
- ²⁵Lubetzky, E., Zhao, Y.: On replica symmetry of large deviations in random graphs. *Random Structures Algorithms* 47, 109-146 (2015)
- ²⁶Lubetzky, E., Zhao, Y.: On the variational problem for upper tails in sparse random graphs. *Random Structures Algorithms* 50, 420-436 (2017)
- ²⁷Lyons, R.: Asymptotic enumeration of spanning trees. *Combin. Probab. Comput.* 14, 491-522 (2005)
- ²⁸Park, J., Newman, M.E.J.: Statistical mechanics of networks. *Phys. Rev. E.* 70, 066117 (2014)

- ²⁹Radin, C., Ren, K., Sadun, L.: The asymptotics of large constrained graphs. *J. Phys. A: Math. Theor.* 47, 175001 (2014)
- ³⁰Radin, C., Sadun, L.: Phase transitions in a complex network. *J. Phys. A: Math. Theor.* 46, 305002 (2013)
- ³¹Radin, C., Sadun, L.: Singularities in the entropy of asymptotically large simple graphs. *J. Stat. Phys.* 158, 853-865 (2015)
- ³²Radin, C., Yin, M.: Phase transitions in exponential random graphs. *Ann. Appl. Probab.* 23, 2458-2471 (2013)
- ³³Razborov, A.: On the minimal density of triangles in graphs. *Combin. Probab. Comput.* 17, 603-618 (2008)
- ³⁴Yin, M.: Critical phenomena in exponential random graphs. *J. Stat. Phys.* 153, 1008-1021 (2013)
- ³⁵Yin, M., Rinaldo, A., Fadnavis, S.: Asymptotic quantization of exponential random graphs. *Ann. Appl. Probab.* 26, 3251-3285 (2016)