

# Synthetic Random Flux Model in a periodically-driven optical lattice

Jan Major<sup>1</sup>, Marcin Płodzień<sup>1,2</sup>, Omjyoti Dutta<sup>3</sup> and Jakub Zakrzewski<sup>1,4</sup>

<sup>1</sup>*Instytut Fizyki imienia Mariana Smoluchowskiego, Uniwersytet Jagielloński, Łojasiewicza 11, 30-348 Kraków, Poland*

<sup>2</sup>*Eindhoven University of Technology, PO Box 513, 5600 MB Eindhoven, The Netherlands*

<sup>3</sup>*Donostia International Physics Center (DIPC), Manuel de Lardizbal 4, E-20018 San Sebastian, Spain*

<sup>4</sup>*Mark Kac Complex Systems Research Center, Jagiellonian University, Łojasiewicza 11, 30-348 Kraków, Poland*

We propose a realization of a synthetic Random Flux Model in a two-dimensional optical lattice. Starting from Bose-Hubbard Hamiltonian for two atom species we show how to use fast-periodic modulation of the system parameters to construct random gauge field. We investigate the transport properties of such a system and describe the impact of time-reversal symmetry breaking and correlations in disorder on Anderson localization length.

## I. INTRODUCTION

The fractional quantum Hall effect (QHE) has been effectively described by the Chern-Simons field theory [1, 2] in which quasiparticles are weakly interacting fermions constructed by attaching an even number of flux quanta to the electrons under a Chern-Simons transformation [3]. In such a case fractional QHE is effectively mapped into integer QHE for the composite fermions suspended in an effective magnetic field. At the filling factor  $\nu_f = 1/2$  the effective magnetic field vanishes and composite fermions are subject to the random fluctuations of the gauge field induced by the ordinary impurities. In this context it is important to study the localization properties of non-interacting charged particles in the presence of the random magnetic field to understand the half-filling system. The problem of charged particles moving in a random magnetic field is also relevant to the theoretical studies of high- $T_c$  models where the gauge field fluctuations could significantly alter the critical temperature in high- $T_c$  superconductors [4].

Anderson (strong) localization follows its precursor - a “weak localization” which describes reduction of the conductivity as a constructive interferences between electronic paths and their time-reversed counterparts which holds at finite temperatures and regime of small disorder. Due to the electron-electron and electron-phonon interactions a direct observation of the Anderson localization in solid state systems is an impossible task and one has to rely on conductance measurements (for review see [5]). Still it has been directly observed in experiments with light [6–9], microwaves [10], ultrasound [11] and ultracold quantum gases experiments [12–17]. Scaling theory of localization predicts that in 2D noninteracting particles are Anderson localized, as an effect of quantum interference between time-reversal symmetric paths. Standard disordered systems with time-reversal symmetry has the coherent backward scattering which results in the weak localization. Magnetic field breaks the time-reversal symmetry, destroys the interference effect and results in suppression the weak-localization correction [18–20] and increases the localization length. The case of Random Flux Model (RFM), where disorder appears as a random gauge field, is a subclass of systems

with broken time-reversal symmetry. Existence of the mobility edge for RFM in two dimensions was for a long time a controversial issue with different predictions: some of them conclude that there exist extended states [21–26] while other conclude that the localization length in the vicinity of the band center is just extremely big so it could not be determined numerically [27–29]. RFM model with presence of the diagonal disorder presents the interesting interplay between the two effects: as upon the appearance of random fluxes Anderson localization is weakened by breaking of the time-reversal symmetry and simultaneously strengthened by the appearance of a flux disorder [30, 31].

In this paper we propose an experimental scheme allowing the construction of the two-dimensional lattice system with synthetic random magnetic fields. We show that time-reversal symmetry breaking not always leads to increase of localization length. We investigate transport properties of proposed systems, analyze a competition between the strengthening and the weakening of the localization by an introduction of random fluxes and present a simple toy model explaining an unexpectedly strong localization in some of cases with correlations.

The article is structured as follows: In section II we describe the model we use: two dimensional Bose-Hubbard Hamiltonian for two atomic species. First one, forming diagonal disorder, are immobilized atoms randomly distributed in the lattice. Second one are mobile atoms which interact only with immobile atoms. Artificial gauge field is created by simultaneous fast periodic modulation of the mobile-immobile atoms interactions and lattice height. Further in section III we present results of the numerical calculation of the localization length. We identify observed phenomena and present a simple model of transport through one plaquette to justify appearing discrepancies of localization length from the expected behavior. Finally in section IV we conclude.

## II. THE MODEL

In order to create a disordered potential in the optical lattice we consider randomly distributed *frozen* particles ( $f$  superscript) with repulsive interactions. Second

species of atoms (*mobile*), are non-interacting bosons experiencing *frozen* atoms as a disorder potential. For deep lattice system description is given by Bose-Hubbard model:

$$H_0 = \sum_d \sum_{\langle ij \rangle_d} (t a_i^\dagger a_j + t^f a_i^{f\dagger} a_j^f) + \sum_i \frac{U}{2} n_i (n_i - 1) + \frac{U^f}{2} n_i^f (n_i^f - 1) + V n_i^f n_i, \quad (1)$$

where  $i$  is the lattice site,  $a_i$  and  $a_i^\dagger$  are bosonic annihilation and creation operators respectively,  $n_i$  is a particle number operator,  $t$  is a hopping amplitude between nearest neighbors,  $U$  and  $V$  are intraspecies and interspecies contact interaction strengths, respectively and  $\langle ij \rangle_d$  denotes summing over the nearest neighbors in a direction  $d$  which could be either  $x$  or  $y$ . To obtain an appropriate disordered potential we envision the following scenario: At the beginning only the *frozen* particles are present in the lattice. By setting  $t^f \gtrsim U^f$  we put the system into a deep superfluid state. Now, the tunnelings are changed rapidly, for example by a fast increase of the lattice depth, the occupation of the lattice sites after the quench will be random and given by the Poisson distribution with the mean  $\rho^f$  – mean occupation of the *frozen* particles. Into such a prepared system the *mobile* particles could be injected. As we assume that  $t^f = 0$  and additionally that the *mobile* particles interact only with the *frozen* ones ( $V \neq 0$  and  $U = 0$ , where the latter is obtained by the means of an optical or microwave Feshbach resonance [32]) we get the Hamiltonian:

$$H_d = t \sum_d \sum_{\langle ij \rangle_d} a_i^\dagger a_j + (V n_i^f) n_i. \quad (2)$$

As a distribution of the *frozen* particles is now fixed, we could treat  $n_i^f$  as a number and consequently the last term of the Hamiltonian (2) as just the on-site energy ( $\epsilon_i = V n_i^f$ ). This means that the Hamiltonian (2) describes a two dimensional system with the diagonal (on-site) disorder taken from the discrete Poisson distribution. In the next step we want to add a gauge field to this picture. As having the gauge field in the lattice is equivalent to adding complex phases to the tunnelings we will proceed with creating complex phases using a fast periodic modulation of the lattice parameters. In our case we use the simultaneous modulation of the interspecies interaction  $V \rightarrow V_0 + V_1 \sin(\omega t)$  and the tunneling rates  $t \rightarrow t_0 + t_1^{(d)} f_\omega(t)$ , where  $\omega$  is the frequency of modulation and  $f_\omega(t)$  is some periodic function. An important point is that we allow different modulations of the tunneling rates in different lattice directions. In an experiment the modulation of the interactions could be obtained by changing a magnetic field in the vicinity of the Feshbach resonance [33, 34], while the tunneling rates could be changed by the modulation of the lattice

depth. The time dependent Hamiltonian reads:

$$H(t) = \sum_d (t_0 + t_1^{(d)} f_\omega(t)) \sum_{\langle ij \rangle_d} a_i^\dagger a_j + \sum_i ((V_0 + V_1 \sin \omega t) n_i^f) n_i. \quad (3)$$

$H(t)$  is time periodic so we use Floquet theory [35–37] to decouple fast *micromotion* from long term dynamics described by a time independent effective Hamiltonian. Obtaining the exact effective Hamiltonian is usually a formidable task, but the approximate result could be calculated using the Magnus expansion [36, 38], providing a series in powers of  $1/\omega$ . In most of the cases the convergence rate of the series could be enhanced by a transformation to a rotating frame, alas in our case it is impossible as time dependent terms do not commute with each other. Nevertheless, we could make a partial transformation:

$$\mathcal{U} = \exp \left( i V_1 \cos \omega t / \omega \sum_i n_i^f n_i \right), \quad (4)$$

which removes the time dependence from the on-site part of the Hamiltonian and more importantly takes system to a frame in which the modulation is a symmetric function of time (which makes the odd elements of the Magnus expansion identically 0 [39]):

$$H'(t) = \mathcal{U} H(t) \mathcal{U}^\dagger = \sum_i (V_0 n_i^f) n_i + \sum_d (t_0 + t_1^{(d)} f_\omega(t)) \sum_{\langle ij \rangle_d} e^{i \frac{V_1}{\omega} (n_j^f - n_i^f) \cos \omega t} a_i^\dagger a_j. \quad (5)$$

In this frame the 0-th order of the Magnus expansion (simply a time average of the Hamiltonian) already gives the result with an error of the order of  $1/\omega^2$  [40]:

$$H_{\text{eff}} = \langle H'(t) \rangle_T = \sum_d \sum_{\langle ij \rangle_d} J_{ij}^d [f_\omega] a_i^\dagger a_j + (V_0 n_i^f) n_i, \quad (6)$$

where  $\langle \cdot \rangle_T$  stands for a time averaging over period  $T = 2\pi/\omega$ . The exact form of the effective tunneling rate  $J_{ij}^d$  depends on the procedure of modulation  $f_\omega$ . We consider two different cases. First is the harmonic modulation:

$$J_{ij}^d [\cos \omega t] = \langle (t_0 + t_1^{(d)} \cos \omega t) e^{i \frac{V_1}{\omega} (n_j^f - n_i^f) \cos \omega t} \rangle_T = t_0 \mathcal{J}_0 \left( \frac{V_1}{\omega} (n_j^f - n_i^f) \right) + i t_1^{(d)} \mathcal{J}_1 \left( \frac{V_1}{\omega} (n_j^f - n_i^f) \right), \quad (7)$$

where  $\mathcal{J}_n(x)$  is  $n$ -th order Bessel function. If we set  $t_1^{(d)} = \pm \sqrt{2} t_0$ , eq. (7) could be approximated as:

$$J_{ij}^d [\cos \omega t] \approx \tilde{J}_{ij}^d [\cos \omega t] = t_0 \exp \left( \pm i \tan^{-1} \left( \frac{V_1}{\omega} (n_j^f - n_i^f) \right) \right). \quad (8)$$

Although that approximation works only in the close vicinity of zero, especially for the phase, we will use it in calculations alongside the exact form (7).  $\tilde{J}_{ij}^d[\cos\omega t]$  has several favorable features: its amplitude is always one, so only random fluxes are present (no random tunneling amplitudes); its phase depends nonlinearly on the argument, so in the case of the symmetric modulation in both directions ( $t_1^{(x)} = t_1^{(y)}$ ) we could expect non-vanishing fluxes;  $\tan^{-1}$  saturates on  $\pm\pi/2$  and consequently the fluxes takes values smaller than  $2\pi$  ( $2\pi$  is reached asymptotically for a very strong modulation) so the flux amplitude is monotonic function of the modulation strength.

A second option are periodic delta kicks  $\mathbb{I}_\omega(t) = \sum_n \delta(t + \frac{2\pi}{\omega}n)$ , which gives:

$$J_{ij}^d[\mathbb{I}_\omega] = t_0 \exp\left(\pm \frac{V_1}{\omega} (n_j^f - n_i^f)\right). \quad (9)$$

It has the desired property of the constant amplitude, unluckily its phase is changing linearly, so only for  $t_1^{(x)} \neq t_1^{(y)}$  we will get nontrivial fluxes. Furthermore, its phase will wind up and in result it is possible to get smaller fluxes for stronger modulation/larger variation of particle number. Although this modulation procedure could seem to be experimentally demanding, it could be easily approximated by the sum of the harmonic modulations:  $t_1^{(d)}(\cos\omega t + \cos 2\omega t + \cos 3\omega t + \dots)$ , for  $t_1^{(d)} = \pm 2t_0$ . Contrary the to previous case, here we have a very fast convergence both for the amplitude and the phase.

In our model the diagonal disorder is obviously correlated with the off-diagonal one, as both are taken from the same distribution of the *frozen* particles. It is worth checking what impact on the localization this correlation has. To that end we consider also a different model in which we pick the on-site energies and tunnelings independently. Such a model with uncorrelated disorders is also possible to be experimentally realized, it could be created for example by using two different types of *frozen* atoms. Yet another variation we consider is a model with solely diagonal disorder placed in a staggered gauge field. A reason for introducing that model is to distinguish effects due to breaking of the time reversal symmetry from those created by an appearance of a new type of disorder.

### III. RESULTS

In order to calculate Anderson localization length for system with diagonal and off-diagonal disorder we use modified MacKinnon & Kramer method [41, 42]. We numerically calculate two point Green's function in a quasi-1D stripe of size  $M \times N$ , where we increase  $N$  to obtain desired convergence. Each  $i$ -th slice of a stripe is described by one-dimensional Hamiltonian  $H_i$  which is coupled to  $i+1$ -th slice by  $H_{i+1,j}$  matrix element. Exponential decay of Green's function smallest eigenvalue allows us to extract localization length  $\lambda_M(E)$  as a function of energy for fixed disorder amplitude. Next, ranging stripe

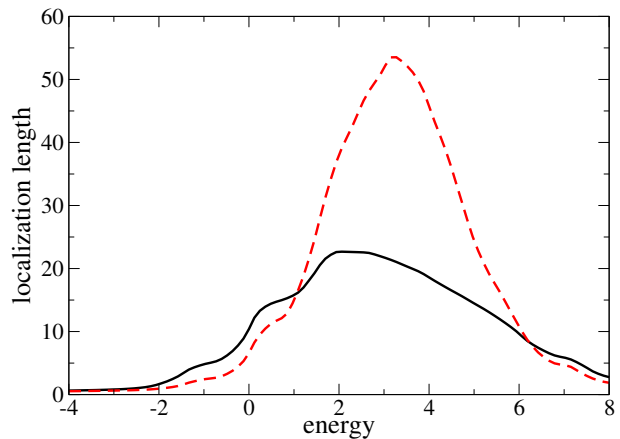


FIG. 1. Anderson localization length (in units of the lattice constant) in function of the energy (in units of tunneling amplitude). Diagonal disorder is given by Poisson distribution of *frozen* atoms (with mean  $\rho_f = 2.5$ ) and interaction amplitude  $V_0 = 1.5$ . Black solid curve is for undriven system, red dashed is for delta modulation (9) with modulation parameter  $V_1/\omega = 1$  (for the correlated disorder case).

width  $M$  from 16 to 128 lattice sites we analyze scaling behavior of  $\lambda_M(E)/M$  and extract two dimensional Anderson localization length [43].

In calculations we have used all three forms of effective tunneling described in preceding section. For harmonic modulation of lattice height  $J_{ij}^d[\cos(\omega t)]$  (7) and its approximation  $\tilde{J}_{ij}^d[\cos(\omega t)]$  (8) we consider cases of symmetric  $t_1^{(x)} = t_1^{(y)}$  as well as antisymmetric  $t_1^{(x)} = -t_1^{(y)}$  modulation. For the delta modulation  $J_{ij}^d[\mathbb{I}_\omega]$  (9) only the antisymmetric case is calculated as the symmetric one gives no flux trivially. All presented results are calculated for interspecies interactions value  $V_0 = 1.5$  (which effectively marks the scale of the on-site disorder). Qualitatively results for different  $V_0$  are similar but for smaller  $V_0$  numerical errors grow due to a rapidly growing LL, while for the stronger disorder the features become less distinctive. The mean density of *frozen* particles is fixed to  $\rho_f = 2.5$ . Due to a discrete character of the disorder used, there is a risk that for some energies and specific occupations of *frozen* particles the resonant transport will occur and significantly alter the results. To check if it is an issue in our case we have done calculations for disorder taken from the folded normal distribution (with mean  $\rho_f$  and variance  $\sqrt{\rho_f}$ ), which greatly resembles the Poisson distribution. Results obtained in this way do not differ significantly.

Figure 1 presents localization length in function of energy for two cases: without modulation and for strong delta modulation. The shown behavior is typical for considered systems. We do not observe the mobility edge or separated extended states so we could rely on the maximal localization length (LL), as a good measure of the overall transport properties of the system for given pa-

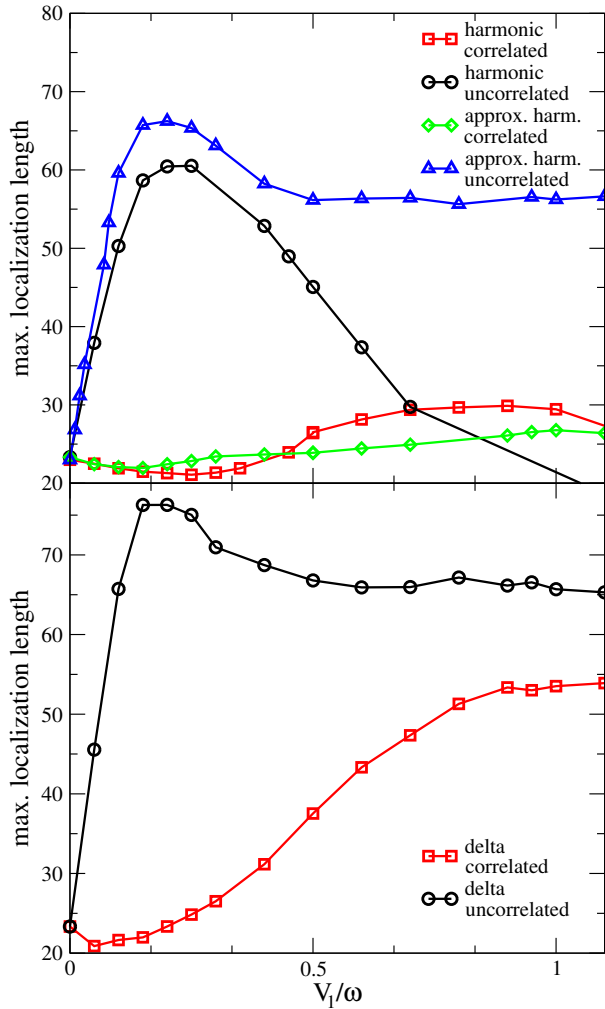


FIG. 2. The maximum localization length (in units of the lattice constant) as a function of the parameter of modulation  $V_1/\omega$ . Top: Antisymmetric lattice modulation  $t_1^{(x)} = -t_1^{(y)}$ . Red squares and black discs shows results for harmonic modulation (7) for correlated and uncorrelated disorder respectively. Green diamonds and blue triangles are results for approximated harmonic modulation (8) also for correlated and uncorrelated cases. Bottom: Results for delta lattice modulation (9) Red squares are results for diagonal disorder correlated with off-diagonal, while black circles for uncorrelated case (lines are guides for the eye).

rameters.

In the figure 2 the LL is plotted in function of the modulation amplitude  $V_1/\omega$ . The upper panel shows results for the antisymmetric harmonic modulation (exact (7) end approximated (8)), in the lower panel results for delta modulation (9) are presented. In both cases models with correlated and uncorrelated disorder are considered. Regardless the correlations between diagonal and off-diagonal disorder, the approximate results for the harmonic modulation (8) agree well with the exact results (7) for  $V_1/\omega$  up to 0.4, see upper panel of Fig. 2. For mod-

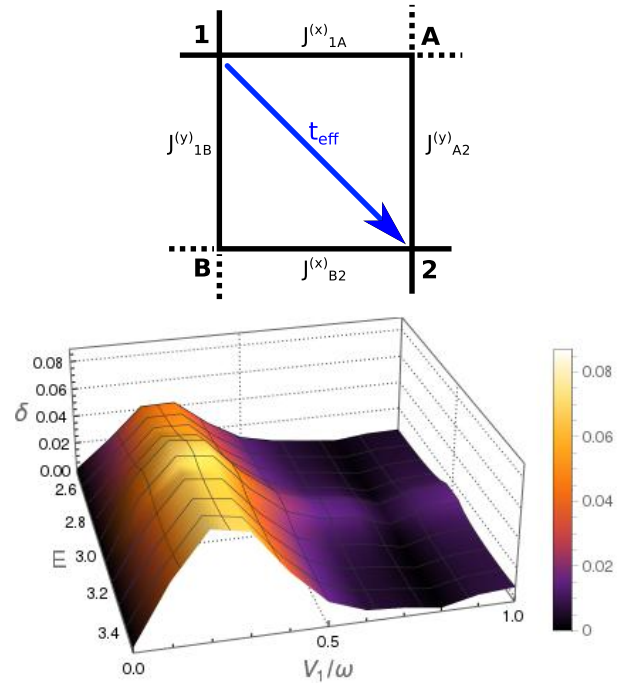


FIG. 3. Top panel: one lattice plaquette. Cutting the outer connections at sites A and B we could calculate tunneling through plaquette from site 1 to site 2 (10). Bottom panel: results of the analysis of the simple 'single plaquette' toy model. Difference  $\delta$  (11) of the averaged logarithms of  $t_{\text{eff}}$  for uncorrelated and correlated cases in function of  $V_1/\omega$  and energy of state  $E$ .

ulations  $V_1/\omega \gtrsim 0.4$  amplitude of expression (7) starts to significantly differ from 1, and appearing disorder in absolute values of the tunneling amplitudes seem to significantly lower localization length.

The most striking of the observed effects is the large discrepancy between the results for the correlated and uncorrelated disorder, visible for all three considered effective tunnelings (both panels of fig. 2). In the uncorrelated case the LL grows rapidly after the appearance of the random fluxes which is consistent with the growth of LL expected when the time reversal symmetry is being broken. For the correlated case LL grows much slower or even shows a small decrease. This effect can be interpreted by analysis of the transport through a single plaquette disconnected from the lattice (as in Fig. 3 top panel). If we calculate tunneling through such a structure we obtain the expression:

$$t_{\text{eff}} = \frac{1}{E - V_0 n_A^f} J_{2A}^{(y)} J_{A1}^{(x)} + \frac{1}{E - V_0 n_B^f} J_{2B}^{(x)} J_{B1}^{(y)}, \quad (10)$$

where the lattice sites are denoted as in the Fig. 3 and  $E$  is energy of the state. We calculate  $t_{\text{eff}}$  for cases of the correlated and uncorrelated disorder (using the effective tunneling for the deltamodulation case) and average it over the disorder realizations. The results are shown in Fig. 3. In the bottom panel the difference of averaged

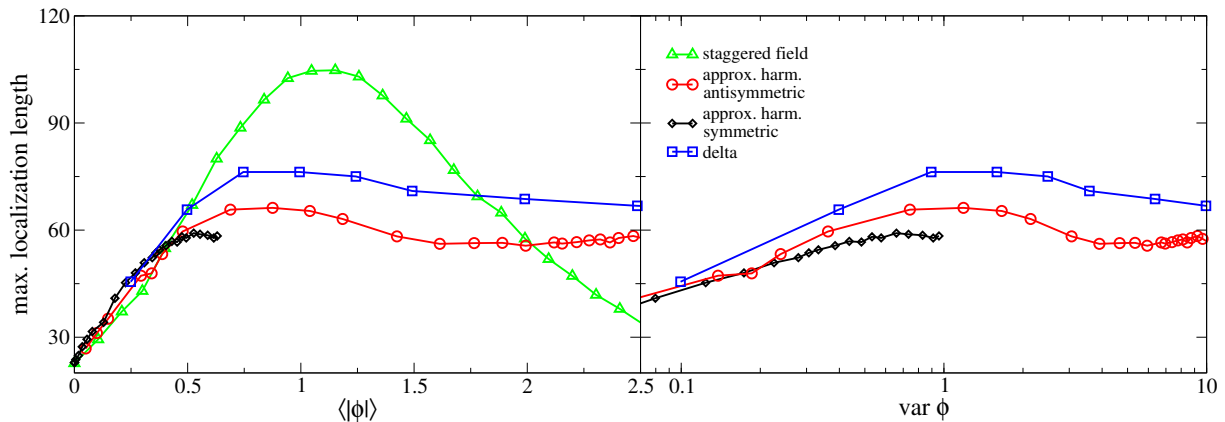


FIG. 4. Maximum localization length (LL) as a function of the mean of the absolute flux through a single plaquette (left) and as a function of the variance of the flux through plaquette (right). Results are presented for lack of correlation between the diagonal and the off-diagonal disorder. Black diamonds correspond to the approximate symmetric harmonic modulation (8) while red circles to approximate antisymmetric harmonic modulation ( $t_1^{(x)} = -t_1^{(y)}$ ). Blue squares stand for the delta modulation (9) and green triangles for the pure diagonal disorder in the staggered field (lines are drawn to guide the eye).

$t_{\text{eff}}$  for both cases:

$$\delta = \langle t_{\text{eff}} \rangle_{\text{uncorrelated}} - \langle t_{\text{eff}} \rangle_{\text{correlated}}, \quad (11)$$

is plotted versus the modulation parameter  $V_1/\omega$  and the energy of state  $E$ . In the investigated range  $\delta$  is always positive, the difference is biggest for  $V_1/\omega \approx 0.3$  where also the discrepancy in calculated localization lengths (Fig. 2) is most prominent.

Those results show that the destructive interference on a short scale of a single plaquette (a single scattering effect) is more probable in the correlated case when we observe the hindered transport. Calculations for the larger loops give qualitatively similar results.

As the correlations between the diagonal disorder and the flux disorder affects localization properties strongly we should use the results for the uncorrelated case to check the interplay between increasing and decreasing the localization length by random fluxes. If we plot LL for the uncorrelated case as a function of a mean absolute flux through lattice plaquette (Fig. 4 left panel), we can observe a similar behavior for the approximate harmonic modulation (for symmetric and antisymmetric versions) as well as for the delta modulation (we do not consider here the exact harmonic modulation as it possess also the disorder in absolute values of tunnelings which obscures the effects discussed). For smaller  $V_1/\omega$  values those curves coincide with (also plotted) results for the diagonal disorder in the staggered field. This suggests that breaking of the time-reversal symmetry is a more important effect in this regime. For bigger fluxes the results for the disordered systems start to diverge from one for the staggered field – this marks the region in which the random character of the fluxes gives a significant contribution to the LL. As we could see in the right panel of Fig. 4 also in function of variation of flux all three models scale in similar manner.

In correlated disorder the Anderson localization length can diverge for specific momenta allowing atoms to leave the system, while other remain Anderson localized, forming band-pass filter for momenta. Such mechanism has been proposed for BEC in speckle potential in 1D [44] and in periodically-driven 1D optical lattice [42, 45]. Model presented in this paper can be utilized to construct band-pass filter for the center of energy band in 2D. According to considered static disorder with amplitude  $V_0 = 1.5$  let us consider optical lattice size  $30 \times 30$ . All atoms are Anderson localized and remain in the system. Now, applying harmonic antisymmetric modulation with  $V_1/\omega = 1$  LL for  $E \approx 4$  increase to 55 lattice site (Fig.1) where atoms with energy distribution centered at  $E \approx 4$  can escape from the system.

#### IV. CONCLUSIONS

In this paper we have presented a method for creating two-dimensional disordered system with artificial random gauge field for the ultracold atoms in the optical lattice using fast periodic modulations of atoms interaction. We showed that the time-reversal symmetry breaking does not necessary lead to increase of the Anderson localization length. The presented model could be used to quantum simulation of high- $T_c$  superconductors models where scattering on random gauge field could significantly lower the critical temperature [4].

#### ACKNOWLEDGMENTS

We are grateful to Dominique Delande for discussions. This research has been supported by National Science Centre (Poland) under projects 2015/19/N/ST2/01677

(J.M.) and 2015/19/B/ST2/01028 (J.Z.). J. Z. acknowledges also support by PL-Grid Infrastructure and EU H2020-FETPROACT-2014 Project QUIC No.641122.

M. P. acknowledges support by the Foundation for Fundamental Research on Matter (FOM), and by the Netherlands Organisation for Scientific Research (NWO).

- 
- [1] V. Kalmeyer and S.-C. Zhang, Phys. Rev. B **46**, 9889 (1992).
- [2] B. I. Halperin, P. A. Lee, and N. Read, Phys. Rev. B **47**, 7312 (1993).
- [3] J. K. Jain, Phys. Rev. Lett. **63**, 199 (1989).
- [4] N. Nagaosa and P. A. Lee, Phys. Rev. Lett. **64**, 2450 (1990).
- [5] F. Evers and A. D. Mirlin, Rev. Mod. Phys. **80**, 1355 (2008).
- [6] D. Wiersma, P. Bartolini, and A. . R. R. Lagendijk, Nature **390**, 671 (1997).
- [7] T. Schwartz, G. Bartal, S. Fishman, and M. Segev, Nature **398**, 206 (1999).
- [8] C. M. Aegerter, M. Störzer, S. Fiebig, W. Bührer, and G. Maret, Nature **446**, 52 (2007).
- [9] M. Segev, Y. Silberberger, and D. N. Christodoulides, Nat. Photon. **7**, 197 (2013).
- [10] P. Pradhan and S. Sridar, Phys. Rev. Lett. **85** (2000).
- [11] H. Hefei, A. Strybulevych, J. H. Page, E. Skipetrov, and v. B. Tiggele, Nature Phys. **4**, 945 (2008).
- [12] J. Billy, V. Josse, Z. Zuol, A. Bernard, B. Hambrecht, P. Lugan, D. Clement, L. Sanchez-Palencia, P. Bouyer, and A. Aspect, Nature **453**, 891 (2008).
- [13] G. Roati, C. D’Errico, L. Fallani, M. Fattori, C. Fort, M. Zaccanti, G. Modugno, M. Modugno, and I. Massimo, Nature **453**, 895 (2008).
- [14] S. S. Kondov, W. R. McGehee, J. J. Zirbel, and B. DeMarco, Science **334**, 66 (2011).
- [15] B. Gadway, D. Pertot, J. Reeves, M. Vogt, and D. Schneble, Phys. Rev. Lett. **107**, 145306 (2011), .
- [16] F. Jendrzejewski, A. Bernard, K. Müller, P. Cheinet, V. Josse, M. Piraud, L. Pezzé, L. Sanchez-Palencia, A. Aspect, and P. Bouyer, Nature Phys. **8**, 398 (2012).
- [17] G. Semeghini, M. Landini, P. Castilho, S. Roy, G. Spagnolli, A. Trenkwalder, M. Fattori, M. Inguscio, and G. Modugno, Nature Physics **11**, 554 (2015).
- [18] B. L. Altshuler, D. Khmel’nitzkii, A. I. Larkin, and P. A. Lee, Phys. Rev. B **22**, 5142 (1980).
- [19] G. Bergmann, Phys. Rep. **107**, 1 (1984).
- [20] N. Dupuis and G. Montambaux, Phys. Rev. Lett. **68**, 357 (1992).
- [21] P. A. Lee and D. S. Fisher, Phys. Rev. Lett. **47**, 882 (1981).
- [22] T. Sugiyama and N. Nagaosa, Phys. Rev. Lett. **70**, 1980 (1993).
- [23] Y. Avishai, Y. Hatsugai, and M. Kohmoto, Phys. Rev. B **47**, 9561 (1993).
- [24] D. Z. Liu, X. C. Xie, S. Das Sarma, and S. C. Zhang, Phys. Rev. B **52**, 5858 (1995).
- [25] T. Kawarabayashi and T. Ohtsuki, Phys. Rev. B **51**, 10897 (1995).
- [26] K. Yakubo and Y. Goto, Phys. Rev. B **54**, 13432 (1996).
- [27] D. N. Sheng and Z. Y. Weng, Phys. Rev. Lett. **75**, 2388 (1995).
- [28] X. C. Xie, X. R. Wang, and D. Z. Liu, Phys. Rev. Lett. **80**, 3563 (1998).
- [29] A. Furusaki, Phys. Rev. Lett. **82**, 604 (1999).
- [30] W. L. Chan, X. R. Wang, and X. C. Xie, Phys. Rev. B **54**, 11213 (1996).
- [31] J. A. Vergés, Phys. Rev. B **57**, 870 (1998).
- [32] C. Chin, R. Grimm, P. Julienne, and E. Tiesinga, Rev. Mod. Phys. **82**, 1225 (2010).
- [33] A. Rapp, X. Deng, and L. Santos, Phys. Rev. Lett. **109**, 203005 (2012).
- [34] F. Meinert, M. J. Mark, K. Lauber, A. J. Daley, and H.-C. Nägerl, Phys. Rev. Lett. **116**, 205301 (2016), .
- [35] G. Floquet, Ann. Sci. Ec. norm. Super. **12**, 47 (1883).
- [36] M. Bukov, L. D’Alessio, and A. Polkovnikov, Adv. Phys. **64**, 139 (2015).
- [37] A. Eckardt and E. Anisimovas, New J. Phys. **17**, 093039 (2015).
- [38] T. Kuwahara, T. Mori, and K. Saito, Annals of Physics **367**, 96 (2016), ISSN 0003-4916, .
- [39] S. Blanes, F. Casas, J. Oteo, and J. Ros, Phys. Rep. **470**, 151 (2009).
- [40] Note1, it is better than  $O(1/\omega)$  which we will get if we have just proceeded with untransformed  $H(t)$ , however in the rotating frame we will have  $O(1/\omega^4)$ .
- [41] A. MacKinnon and B. Kramer, Z. Phys. B **53**, 1 (1983).
- [42] A. Kosior, J. Major, M. Płodzień, and J. Zakrzewski, Phys. Rev. A **92**, 023606 (2015).
- [43] E. Abrahams, P. W. Anderson, D. C. Licciardello, and T. V. Ramakrishnan, Phys. Rev. Lett. **42**, 673 (1979).
- [44] M. Płodzień and K. Sacha, Phys. Rev. A **84**, 023624 (2011).
- [45] J. Major, Phys. Rev. A **94**, 053613 (2016).