

# Non-renewal statistics for electron transport in a molecular junction with electron-vibration interaction

Daniel S. Kosov

*College of Science and Engineering, James Cook University, Townsville, QLD, 4811, Australia*

Quantum transport of electrons through a molecule is a series of individual electron tunnelling events separated by stochastic waiting time intervals. We study the emergence of temporal correlations between successive waiting times for the electron transport in a vibrating molecular junction. Using master equation approach, we compute joint probability distribution for waiting times of two successive tunnelling events. We show that the probability distribution is completely reset after each tunnelling event if molecular vibrations are thermally equilibrated. If we treat vibrational dynamics exactly without imposing the equilibration constraint, the statistics of electron tunnelling events become non-renewal. Non-renewal statistics between two waiting times  $\tau_1$  and  $\tau_2$  means that the density matrix of the molecule is not fully renewed after time  $\tau_1$  and the probability of observing waiting time  $\tau_2$  for the second electron transfer depends on the previous electron waiting time  $\tau_1$ . The strong electron-vibration coupling is required for the emergence of the non-renewal statistics. We show that in Franck-Condon blockade regime the extremely rare tunnelling events become positively correlated.

## I. INTRODUCTION

On the microscopic quantum mechanical level, electron current consists of a sequence of single electron tunnelling events separated by random waiting time intervals.<sup>1</sup> Statistics of these waiting time intervals reveals the wealth of interesting information about details of quantum transport.<sup>2–11</sup> The statistical properties of the waiting times are usually studied using waiting time distribution (WTD), which is a conditional probability distribution that we observe the electron transfer in the detector electrode (drain or source) at time  $t + \tau$  given that an electron was detected in the same electrode at time  $t$ .<sup>12</sup> WTD is a complementary to very popular full counting statistics in quantum transport and it has recently gained a significant popularity in the study of nanoscale and mesoscale systems.<sup>2–11,13</sup>

The question which we discuss in this paper is the following. When an electron transfers through a molecular junction, is there exists a correlation between waiting times for successive electron tunnelling or they are statistically independent? Is it possible to have, for example, a situation, when the second tunnelling electron senses the waiting time of the previous electron and changes its own waiting time accordingly? Intuitively, we expect that such kind of statistical temporal correlations can emerge in molecular junctions with strong electron-vibrational coupling – the excitation of a particular vibrational state depends on the waiting time of the electron, and the waiting time for the second electron feels the previous one through this vibration. Strong coupling between electronic and nuclear dynamics distinguishes molecular junctions from other nanoscale quantum transport systems. The interplay between nuclear and electronic dynamics has already led to the discovery of distinctly molecular junction phenomena as Franck-Condon blockade,<sup>14–16</sup> negative differential resistance,<sup>17–21</sup> nonequilibrium chemical reactions,<sup>22–24</sup>

cooling of nuclear motion by electric current.<sup>17,25,26</sup>

The basis for our work is the extension of ideas of WTD beyond studying statistics of single waiting time to the domain of multiple waiting times joint probability distribution.<sup>27</sup> Renewal theory assumes that successive waiting times between transport events are statistically independent equally distributed random variables. In this case the joint probability density of two successive waiting times  $w_2(\tau_2, \tau_1)$  can be factorised into a product of two single-time distributions  $w_1(\tau_2)w_1(\tau_1)$ , that means that the distribution is totally “renewed” after waiting time  $\tau_1$ . The non-renewal statistics means the existence of temporal correlations between the subsequent tunnelling events  $w_2(\tau_2, \tau_1) \neq w_1(\tau_2)w_1(\tau_1)$ . The study of non-renewal statistics is a very interesting topic on its own. Although the questions of temporal correlations between electron tunnelling events are only started to appear in quantum transport,<sup>27,28</sup> the non-renewal statistics has a long history in chemical physics where it was used to describe single-molecule processes in spectroscopy<sup>29–32</sup> and kinetics.<sup>33,34</sup>

The paper is organised as follows. Section II overviews the derivation of the master equation for electron transport through a vibrating molecular junction. In Section III, we introduce quantum jump operators and derive the expression for the joint probability density of two successive waiting times,  $w_2(\tau_1, \tau_2)$ . Section IV describes the results of numerical and analytical calculations. Section V summarises the main results of the paper.

We use natural units for quantum transport throughout the paper:  $\hbar = k_B = e = 1$ .

## II. MASTER EQUATION IN THE POLARONIC REGIME

The single-molecular junction is a molecule connected to macroscopic source (S) and drain (D) electrodes. The

corresponding Hamiltonian is

$$H = H_{\text{molecule}} + H_{\text{electrodes}} + H_T. \quad (1)$$

The molecule is modelled by Anderson-Holstein model – a single electronic level interacting with a localised vibration. The molecular Hamiltonian is:

$$H_{\text{molecule}} = \epsilon_0 a^\dagger a + \lambda \omega (b^\dagger + b) a^\dagger a + \omega b^\dagger b, \quad (2)$$

where  $\epsilon_0$  molecular orbital energy,  $\omega$  is molecular vibration energy, and  $\lambda$  is the strength of the electron-vibration coupling.  $a^\dagger(a)$  creates (annihilates) an electron on molecular orbital, and  $b^\dagger(b)$  is bosonic creation (annihilation) operator for the molecular vibration. The electronic spin does not play any role here and will not be included explicitly into the equations. Electrodes have noninteracting electrons:

$$H_{\text{electrodes}} = \sum_{k,\alpha=S,D} \epsilon_{k\alpha} a_{k\alpha}^\dagger a_{k\alpha}, \quad (3)$$

where  $a_{k\alpha}^\dagger$  creates an electron in the single-particle state  $k$  of the source(drain) electrode  $\alpha = S(D)$  and  $a_{k\alpha}$  is the corresponding electron annihilation operator. The source-drain bias voltage is enforced by shifting symmetrically the chemical potentials of the electrodes  $\mu_S = V_{sd}/2$  and  $\mu_D = -V_{sd}/2$ . The molecule-electrode coupling is described by tunnelling interaction

$$H_T = \sum_{k,\alpha=S,D} t_\alpha (a_{k\alpha}^\dagger a + a^\dagger a_{k\alpha}), \quad (4)$$

where  $t_\alpha$  is the tunnelling matrix element.

To diagonalise  $H_{\text{molecule}}$  we perform Lang-Firsov unitary rotation (polaron transformation) of molecular operators<sup>35</sup>

$$a = \tilde{a} e^{-\lambda(\tilde{b}^\dagger - \tilde{b})}, \quad b = \tilde{b} - \lambda \tilde{a}^\dagger \tilde{a}, \quad (5)$$

where  $\tilde{a}^\dagger(\tilde{a})$  and  $\tilde{b}^\dagger(\tilde{b})$  are new creation (annihilation) operators for molecular electron and vibration transformed by the Lang-Firsov rotation. The molecular Hamiltonian becomes

$$H_{\text{molecule}} = \epsilon \tilde{a}^\dagger \tilde{a} + \omega \tilde{b}^\dagger \tilde{b}. \quad (6)$$

Here renormalised molecular orbital energy  $\epsilon$  includes polaron shift  $\epsilon = \epsilon_0 - \lambda^2 \omega$ . The Hamiltonian for the electrodes remains the same after the transformation and the tunnelling interaction becomes

$$H_T = \sum_{k\alpha} t_\alpha (e^{-\lambda(\tilde{b}^\dagger - \tilde{b})} a_{k\alpha}^\dagger \tilde{a} + h.c.) \quad (7)$$

The eigenvectors and eigenenergies of molecular Hamiltonian (6) are easily computed and we use standard theoretical methods to derive the master equation<sup>36</sup>:

$$\dot{P}_{0q}(t) = \sum_{q'} \Gamma_{0q,1q'} P_{1q'}(t) - \Gamma_{1q',0q} P_{0q}(t), \quad (8)$$

$$\dot{P}_{1q}(t) = \sum_{q'} \Gamma_{1q,0q'} P_{0q'}(t) - \Gamma_{0q',1q} P_{1q}(t), \quad (9)$$

where  $P_{nq}(t)$  is the probability that the molecule is occupied by  $n$  electrons and  $q$  vibration at time  $t$ . The rates for the transition from state occupied by one electron and  $q$  vibrations to the electronically unoccupied state with  $q'$  vibrations by the electron transfer from the molecule to  $\alpha = S, D$  electrode is  $\Gamma_{0q',1q}^\alpha$  and the rate for the transition when electron is transferred from  $\alpha$  electrode into the originally empty molecules simultaneously changing the vibrational state from  $q$  to  $q'$  is  $\Gamma_{1q',0q}^\alpha$ . The total probability is normalised

$$\sum_q P_{0q}(t) + P_{1q}(t) = 1.$$

The transition rates are computed using the Fermi-golden rule<sup>36</sup>. They are

$$\Gamma_{0q',1q}^\alpha = \gamma^\alpha |X_{q'q}|^2 (1 - f_\alpha[\epsilon - \omega(q' - q)]). \quad (10)$$

and

$$\Gamma_{1q',0q}^\alpha = \gamma^\alpha |X_{q'q}|^2 f_\alpha[\epsilon + \omega(q' - q)]. \quad (11)$$

The rates depend on the occupation of electrodes given by Fermi-Dirac numbers

$$f_\alpha(E) = \frac{1}{1 + e^{(E - \mu_\alpha)/T}}, \quad (12)$$

where  $T$  is the temperature and  $\mu_\alpha$  is the chemical potential of the electrode  $\alpha$ . The rates also depend on the Franck-Condon factor

$$X_{qq'} = \langle q | e^{-\lambda(b^\dagger - b)} | q' \rangle, \quad (13)$$

and the electronic level broadening

$$\gamma^\alpha = 2\pi t_\alpha^2 \rho_\alpha \quad (14)$$

where  $\rho_\alpha$  is density of states in the electrode  $\alpha$  taken at molecular orbital energy  $\epsilon$ .

### III. QUANTUM JUMPS OPERATORS FOR ELECTRON TUNNELLING AND WAITING TIME DISTRIBUTIONS

We introduce vector of probabilities, which is ordered such that the electronic populations enter in pairs for each vibrational states

$$\mathbf{P}(t) = \begin{bmatrix} P_{00}(t) \\ P_{10}(t) \\ P_{01}(t) \\ P_{11}(t) \\ \vdots \\ P_{0N}(t) \\ P_{1N}(t) \end{bmatrix}, \quad (15)$$

where  $N$  is the total number of vibrational states included into the calculations. We also define the identity vector of length  $2N$ :

$$\mathbf{I} = \begin{bmatrix} 1 \\ 1 \\ 1 \\ 1 \\ \vdots \\ 1 \\ 1 \end{bmatrix}. \quad (16)$$

The normalisation of probability is given by the scalar product between  $\mathbf{I}$  and  $\mathbf{P}$  vectors  $(\mathbf{I}, \mathbf{P}(t))$

$$(\mathbf{I}, \mathbf{P}(t)) = \sum_{q=0}^N P_{0q}(t) + P_{1q}(t) = 1. \quad (17)$$

Using this probability vector we write the master equation (8,9) in the matrix form

$$\dot{\mathbf{P}}(t) = \mathcal{L}\mathbf{P}(t), \quad (18)$$

where  $\mathcal{L}$  is the Liouvillian operator. The quantum jump operator is  $2N \times 2N$  matrix which is defined through the actions on the probability vector:

$$(\mathbf{J}\mathbf{P}(t))_{mq} = \delta_{m0} \sum_{q'} \Gamma_{0q,1q'}^R P_{1q'}(t). \quad (19)$$

It describes the tunnelling of electron from the molecule to the drain electrode.

We assume that the system has reached the nonequilibrium steady state. Therefore it is described by the steady state density matrix, which is the null vector of the full Liouvillian

$$\mathcal{L}\mathbf{P} = 0. \quad (20)$$

Let us begin to monitor time delays between sequential quantum tunnelling in the nonequilibrium steady state. WTD for two waiting times,  $w_2(\tau_2, \tau_1)$ , is defined as joint probability distribution that the first electron waits time  $\tau_1$  and the next electron waits time  $\tau_2$  for the tunnelling to the drain electrode

$$w_2(\tau_2, \tau_1) = (\mathbf{I}, J e^{(\mathcal{L}-J)\tau_2} J e^{(\mathcal{L}-J)\tau_1} J \mathbf{P}). \quad (21)$$

The definition becomes physically obvious if one reads it from right to left: The system is in the steady state described by the probability vector  $\mathbf{P}$ , then it undergoes quantum jump  $J$ , then idle without the quantum jump for time  $\tau_1$ , then again undergoes quantum jump  $J$ , idle for time  $\tau_2$  and then experiences the quantum jump  $J$ . WTD for single waiting time between two consecutive tunnelling events is

$$w_1(\tau) = (\mathbf{I}, J e^{(\mathcal{L}-J)\tau} J \mathbf{P}). \quad (22)$$

and again this definition is quite self-explanatory. Let us normalise these distributions

$$\begin{aligned} & \int_0^\infty d\tau_1 \int_0^\infty d\tau_2 w_2(\tau_2, \tau_1) \\ &= (\mathbf{I}, J (\mathcal{L} - J)^{-1} J (\mathcal{L} - J)^{-1} J \mathbf{P}) \\ &= (\mathbf{I}, (J - \mathcal{L} + \mathcal{L}) (\mathcal{L} - J)^{-1} J (\mathcal{L} - J)^{-1} J \mathbf{P}) \\ &= (\mathbf{I}, J (\mathcal{L} - J)^{-1} J \mathbf{P}) \\ &= (\mathbf{I}, (J - \mathcal{L} + \mathcal{L}) (\mathcal{L} - J)^{-1} J \mathbf{P}) \\ &= (\mathbf{I}, J \mathbf{P}). \end{aligned}$$

Here we used that  $(\mathbf{I}, L \mathbf{X}) = 0$  for arbitrary vector  $\mathbf{X}$ . The normalised joint WTD for two waiting time is

$$w_2(\tau_2, \tau_1) = \frac{(\mathbf{I}, J e^{(\mathcal{L}-J)\tau_2} J e^{(\mathcal{L}-J)\tau_1} J \mathbf{P})}{(\mathbf{I}, J \mathbf{P})}. \quad (23)$$

The WTD  $w_1(\tau)$  has the same normalisation (easy to show by computing the integral over  $\tau$ )<sup>11</sup>

$$w_1(\tau) = \frac{(\mathbf{I}, J e^{(\mathcal{L}-J)\tau} J \mathbf{P})}{(\mathbf{I}, J \mathbf{P})}. \quad (24)$$

Let us also check that these definitions (23) and (24) are consistent with each other. Integrating  $w_2$  over the second time yields

$$\begin{aligned} & \int_0^\infty d\tau_2 w_2(\tau_2, \tau_1) \\ &= \frac{(\mathbf{I}, J (\mathcal{L} - J)^{-1} J e^{(\mathcal{L}-J)\tau_1} J \mathbf{P})}{(\mathbf{I}, J \mathbf{P})} \\ &= \frac{(\mathbf{I}, (J - \mathcal{L} + \mathcal{L}) (\mathcal{L} - J)^{-1} J e^{(\mathcal{L}-J)\tau_1} J \mathbf{P})}{(\mathbf{I}, J \mathbf{P})} \\ &= \frac{(\mathbf{I}, J e^{(\mathcal{L}-J)\tau_1} J \mathbf{P})}{(\mathbf{I}, J \mathbf{P})} = w_1(\tau_1) \end{aligned}$$

Performing integration over the first waiting time (and using  $\mathcal{L}\mathbf{P} = 0$ ) gives

$$\begin{aligned} & \int_0^\infty d\tau_1 w_2(\tau_2, \tau_1) \\ &= \frac{(\mathbf{I}, J e^{(\mathcal{L}-J)\tau_2} J (\mathcal{L}-J)^{-1} J \mathbf{P})}{(\mathbf{I}, J \mathbf{P})} \\ &= \frac{(\mathbf{I}, J e^{(\mathcal{L}-J)\tau_2} J (\mathcal{L}-J)^{-1} (J - \mathcal{L} + \mathcal{L}) \mathbf{P})}{(\mathbf{I}, J \mathbf{P})} \\ &= \frac{(\mathbf{I}, J e^{(\mathcal{L}-J)\tau_2} J \mathbf{P})}{(\mathbf{I}, J \mathbf{P})} = w_1(\tau_2) \end{aligned}$$

Therefore, our definitions for single and double time WTDs are consistent with each and have clear probabilistic meaning.

To compute higher-order expectation values and analyse the fluctuations, we introduce the cumulant-generating functions for the joint waiting time probability distribution

$$K(x_1, x_2) = \int_0^\infty d\tau_1 \int_0^\infty d\tau_2 e^{ix_1\tau_1} e^{ix_2\tau_2} w_2(\tau_1, \tau_2). \quad (25)$$

Integrating the cumulant-generating function over  $\tau_1$  and  $\tau_2$ , we get

$$K(x_1, x_2) = \frac{(\mathbf{I}, J G(x_1) J G(x_2) J \mathbf{P})}{(\mathbf{I}, J \mathbf{P})},$$

where

$$G(x) = (\mathcal{L} - J + ix)^{-1}. \quad (26)$$

We obtain all possible higher order cumulants differentiating  $K(x_1, x_2)$  with respect to  $x_1$  and  $x_2$ .

## IV. RESULTS

### A. Equilibrium molecular vibrations

Master equation (8,9) describes the non-equilibrium dynamics of molecular vibrations. Let us first consider

the limit where the vibration is maintained in thermodynamic equilibrium at some temperature  $T$ , which is not necessarily the same as the temperature of electrons in the leads. To implement this limit we use the following separable ansatz for the probabilities<sup>36</sup>

$$P_{nq}(t) = P_n(t) \frac{e^{-q\omega/T}}{1 - e^{-\omega/T}}, \quad (27)$$

which assumes that the vibration maintains the equilibrium distribution at all time. The master equation (8,9) is reduced to

$$\frac{d}{dt} \begin{bmatrix} P_0 \\ P_1 \end{bmatrix} = \begin{bmatrix} -\Gamma_{10} & \Gamma_{01} \\ \Gamma_{10} & -\Gamma_{01} \end{bmatrix} \begin{bmatrix} P_0 \\ P_1 \end{bmatrix},$$

where the vibration averaged rates are defined as

$$\Gamma_{mn}^\alpha = \sum_{qq'} \Gamma_{mq,nq'}^\alpha \frac{e^{-q'\omega/T}}{1 - e^{-\omega/T}}. \quad (28)$$

Let us identify the quantum jump operator for the electron tunnelling from the molecule to the drain electrode. We write this jump operator in matrix form and as a dyadic product of two vectors.

$$J = \begin{bmatrix} 0 & \Gamma_{01}^R \\ 0 & 0 \end{bmatrix} = \Gamma_{01}^\alpha \begin{bmatrix} 1 \\ 0 \end{bmatrix} \begin{bmatrix} 0 & 1 \end{bmatrix}. \quad (29)$$

Then straightforward vector algebra brings the WTD  $w_1(\tau)$  (24) to the following form

$$w_1(\tau) = \Gamma_{01}^R \begin{bmatrix} 0 & 1 \end{bmatrix} e^{(\mathcal{L}-J)\tau} \begin{bmatrix} 1 \\ 0 \end{bmatrix}. \quad (30)$$

For WTD  $w_2(\tau_1, \tau_2)$  (23) we have

$$w_2(\tau_2, \tau_2) = \Gamma_{01}^R \begin{bmatrix} 0 & 1 \end{bmatrix} e^{(\mathcal{L}-J)\tau_2} \begin{bmatrix} 1 \\ 0 \end{bmatrix} \Gamma_{01}^R \begin{bmatrix} 0 & 1 \end{bmatrix} e^{(\mathcal{L}-J)\tau_1} \begin{bmatrix} 1 \\ 0 \end{bmatrix} = w_1(\tau_2)w_1(\tau_1). \quad (31)$$

We see that  $w_2$  is always exactly factorised as a product of two independent  $w_1$ . Therefore, if the molecular vibration is held in thermal equilibrium, then the electronic distribution is always fully reset after each tunnelling events and there is no correlation between subsequent tunnelling electrons.

### B. Nonequilibrium molecular vibrations

Let us now turn our attention to the case of fully nonequilibrium dynamics of molecular vibrations. We must rely on the numerical calculations to get answers in this situation.

We first compute electric current as a function of the applied voltage bias  $V_{sd} = \mu_S - \mu_D$ . Fig.1 shows the current-voltage characteristics. It has been studied in various details in many works before<sup>17,37,38</sup> and we show it here simply to serve as a reference - the characteristics steps in the current-voltage characteristic will be related to the behaviour of the waiting time. The steps in the current are due to the resonant excitations of the molecular vibrations by inelastic tunnelling of electrons. The steps are observed when the voltage passes through an integer multiple of the vibration energy. We also observe the current suppression in the strong electron-vibration coupling regime due to Franck-Condon blockade.<sup>15</sup>

Correlations between two subsequent tunnelling events will be measured using Pearson correlation coefficient

$$p = \frac{\langle \tau_1 \tau_2 \rangle - \langle \tau \rangle^2}{\langle \tau^2 \rangle - \langle \tau \rangle^2}. \quad (32)$$

Integrals in the Pearson coefficient are computed using cumulant generating function (26): For the correlations we have

$$\begin{aligned} \langle \tau_1 \tau_2 \rangle &= \int_0^\infty d\tau_1 \int_0^\infty d\tau_2 \tau_1 \tau_2 w_2(\tau_2, \tau_1) \\ &= \frac{(\mathbf{I}, J G(0)^2 J G(0)^2 J \mathbf{P})}{(\mathbf{I}, J \mathbf{P})} \end{aligned} \quad (33)$$

and moments of single waiting time are

$$\langle \tau^n \rangle = \int_0^\infty d\tau_1 \tau_1^n w_1(\tau) = n! (-1)^{n+1} \frac{(\mathbf{I}, J G(0)^n J \mathbf{P})}{(\mathbf{I}, J \mathbf{P})}. \quad (34)$$

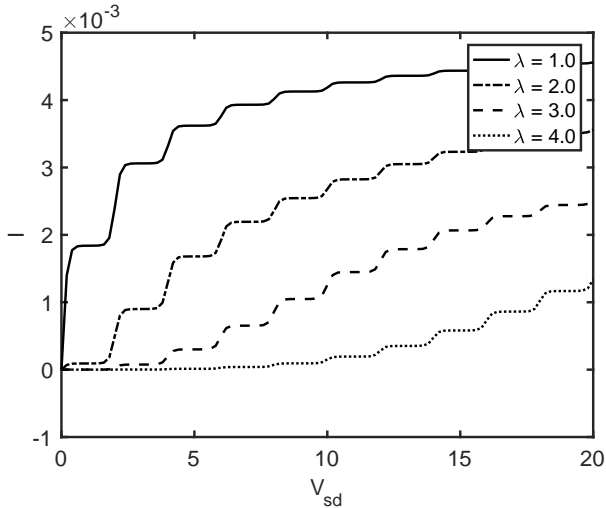


FIG. 1: Current  $I$  as a function of applied voltage  $V_{sd}$ . Parameters used in calculations (all energy values are given in units of  $\omega$ ):  $\omega = 1, \gamma_S = \gamma_D = 0.01, T = 0.05, \epsilon = 0$ . Unit for electric current is  $\omega$  (or if we put  $\hbar$  and  $e$  back, it is  $e\omega$ ) and values of voltage bias  $V_{sd}$  are given in  $\omega$  (or  $\hbar\omega/e$ ).

The Pearson correlation coefficient  $p$  is widely used in statistics as a measure of correlations between two stochastic variables. It varies between  $-1$  and  $+1$ :  $p = 0$  means that there is no correlations,  $p > 0$  indicates positive correlations, and  $p < 0$  suggests the variables anticorrelated (negative correlations). In our case positive correlations mean that if the first waiting time increases/decreases then the waiting time for the second electron also increases/decreases. The negative correlations indicate that if the first electron waits longer then the waiting time for the second electron decreases (and vice versa).

Fig.2 shows the Pearson correlation coefficient between successive electron tunnelling events (32) computed as a function of the applied voltage bias for different values of electron-vibration coupling. If there is electron-vibration coupling, then the waiting time for successive electron tunnelling are not correlated. The correlation does not appear in the weak and moderate electron-vibration coupling regimes (for  $\lambda < 1$ ). Only when the electron-vibrational interaction becomes strong  $\lambda > 1$ , the statistical correlations between electronic tunnelling events start to emerge.

We focus on the strong coupling regime ( $\lambda = 2, \lambda = 3$  and  $\lambda = 4$  in Fig.2), this is where the voltage dependence of the Pearson correlation coefficient is very interesting. The tunnelling events are positively correlated in the narrow voltage window  $\omega \leq V_{sd} \leq 2\omega$  (the negative correlations for  $\lambda = 2$  all have  $p < 0.02$  - they are statistically negligible). Comparing Fig.1 and Fig.2, we see positive correlations belong to the Franck-Condon

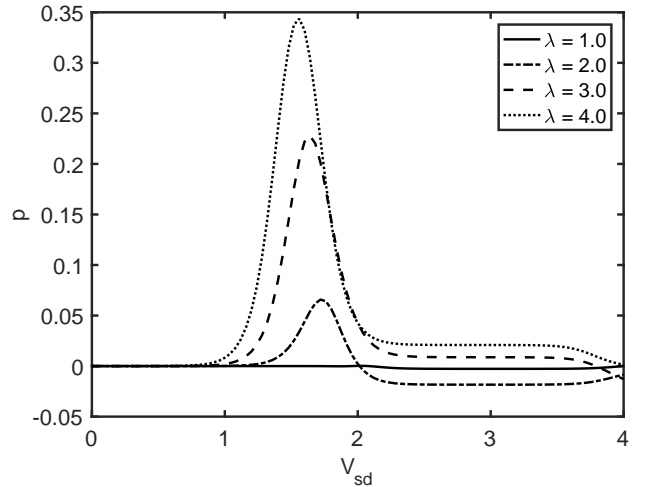


FIG. 2: Pearson correlation coefficient between two subsequent tunnelling events,  $p = (\langle \tau_1 \tau_2 \rangle - \langle \tau \rangle^2) / (\langle \tau^2 \rangle - \langle \tau \rangle^2)$  as a function of applied voltage  $V_{sd}$  computed for different strengths of electron-vibration coupling. Parameters used in calculations (all energy values are given in units of  $\omega$ ):  $\omega = 1, \gamma_S = \gamma_D = 0.01, T = 0.05, \epsilon = 0$ . The voltage bias  $V_{sd}$  is given in  $\omega$ .

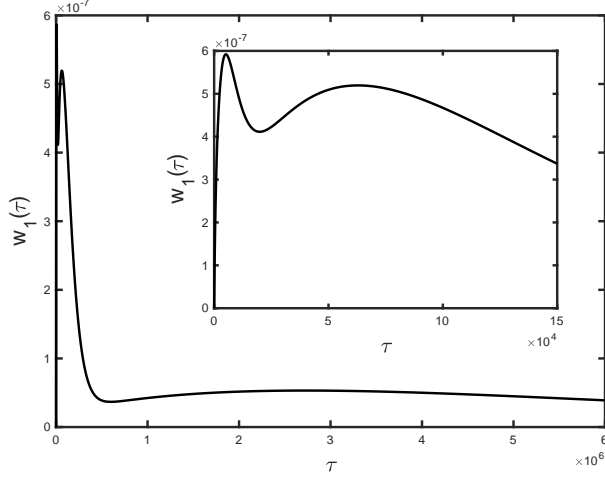


FIG. 3: Waiting time distribution  $w_1(\tau)$  for  $\lambda = 4$  and  $V_{sd} = 1.56\omega$ . Parameters used in calculations (all energy values are given in units of  $\omega$ ):  $\omega = 1$ ,  $\gamma_S = \gamma_D = 0.01$ ,  $T = 0.05$ ,  $\epsilon = 0$ . Insert figure zooms the WTD in the short waiting time. Unit for time is  $1/\omega$ .

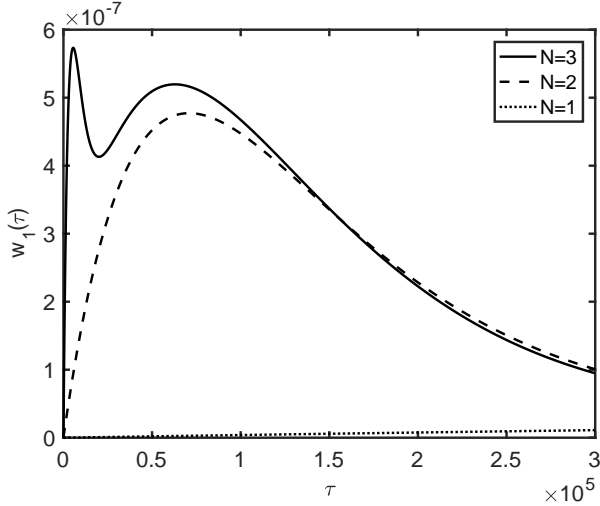


FIG. 4: Waiting time distribution  $w_1(\tau)$  for  $\lambda = 4$  and  $V_{sd} = 1.56\omega$  computed for different numbers of vibrational occupation cutoffs. Parameters used in calculations (all energy values are given in units of  $\omega$ ):  $\omega = 1$ ,  $\gamma_S = \gamma_D = 0.01$ ,  $T = 0.05$ ,  $\epsilon = 0$ . Unit for time is  $1/\omega$ .

blockade regime where the electric current is small and, therefore, the tunnelling events are extremely rare.

Let us understand why the electron tunnelling events become suddenly positively correlated. First, we compute WTD  $w_1(\tau_1)$  for  $\lambda = 4$  and  $V_{sd} = 1.56\omega$ . The dependence of  $w_1(\tau_1)$  on the waiting time is shown in Fig.3. The distribution has a large double peaked spike for the fast electrons (the first narrow peak is barely seen

on the main figure since it is very close to the axis) - the structure of the spike is zoomed in the insert of Fig.3. To understand the origin of this behaviour of WTD, we compute waiting time distribution for various cutoff  $N$  for the number of the vibrational quanta included in the calculations. For  $N = 1$  (it means that only states with vibrational quantum numbers  $q = 0, 1$  are included in the calculations), the short time peaks disappear completely. For  $N = 2$  (vibrational quantum numbers  $q = 0, 1, 2$  are included), the short time the WTD spike consists only of the one broad peak. For  $N = 3$  (vibrational quantum numbers  $q = 0, 1, 2, 3$  are included), the short time WTD spike forms its final two peak structure. Increasing  $N$  further does not affect the short time behaviour of WTD at the considered voltage.

We are now in the position to explain the physical reasons behind the appearance of the positive temporal correlations. The mode of the distribution is the first early time peak - it gives us the waiting time for the electrons most often observed in the transport. These fast travelling electrons are responsible for the emergence of the correlations between successive electron tunnelling events. We focus on the regime where we observe positive correlations ( $\lambda = 4$  and  $V_{sd} = 1.56\omega$ ). After the first quantum jump the first  $q = 1$  and second  $q = 2$  vibrational states become populated in the density matrix (A1). Then, if the first waiting time  $\tau_1$  is around the mode of the waiting time distribution  $w_1(\tau_1)$  (Fig.3), the vibrational state  $q = 3$  is predominantly populated after the waiting time  $\tau_1$  (see the appendix for details). If we look at the absolute values of the first 4 components of the Franck-Condon factor  $|X_{qq'}|$ ,  $q, q' = 0, \dots, 3$  computed for  $\lambda = 4$

$$|X| = \begin{pmatrix} 0.0003 & 0.0013 & 0.0038 & 0.0088 \\ 0.0013 & 0.0050 & 0.0133 & 0.0285 \\ 0.0038 & 0.0133 & 0.0325 & 0.0643 \\ 0.0088 & 0.0285 & 0.0643 & 0.1160 \end{pmatrix} \quad (35)$$

we see that it creates the "shortcut" opening the elastic transport channel through the vibrational state  $q = 3$ . This elastic channel opens only for a short time during the first narrow peak in the WTD  $w_1(\tau)$  (Fig.3). The higher states  $q = 4, 5, \dots$  have even larger diagonal Franck-Condon factor but they are not populated on the short time scale at this voltage range. At the higher voltages many vibrational states are populated already in the steady state density matrix, but it does not lead to the correlations since too many elastic channels are available anyway irrespective to the previous tunnelling electron.

These temporal correlations between tunnelling times should not be confused with "avalanche" electron transport phenomena in molecular junctions with strong electron-vibrational coupling.<sup>14-16</sup> The "avalanche" transport of electrons is observed at intermediate voltage range  $3\omega < V_{sd} < 6\omega$  just after the Franck-Condon plateau in I-V characteristics and it does not involve the correlations between different waiting times.<sup>14</sup> The avalanche

electron transport is simply manifestation of the fact that the mode of WTD is much smaller than the average time given by the same distribution.

## V. CONCLUSIONS

In this paper, we developed the theory for computing joint waiting time distribution for electron transport through a molecular junction with strong electron-vibrational interaction. The molecule is modelled by one molecular orbital coupled with a single localised vibration. We treat electron-vibration interaction exactly and molecule-electrode coupling within the Born-Markov approximation. Using this master equation we computed joint waiting time probability distribution and studied it across various transport regimes to understand the emergence and disappearance of the correlations between successive electron tunnelling events.

Our main observations are summarised below:

- There are no temporal correlations between subsequent electron tunnelling events (the distribution function is completely renewed after each electron tunnelling)
  - (a) for small voltage bias ( $< \omega$ ) and for voltages greater than  $2\omega$ ;
  - (b) irrespective of voltage bias if electron-vibration coupling  $\lambda < 1$ ;
  - (c) irrespective to voltage and electron-vibration coupling strength if the vibration is maintained in thermodynamic equilibrium.
- As the electron-vibration coupling becomes strong  $\lambda > 1$ , we see the emergence of the correlations between subsequent electron tunnelling. The tunnelling events become positively correlated which means that the second electron can sense the waiting time for the first electron and if the first electron was fast, then the second electron also would like to be transferred quickly (and opposite, slow to slow correlations are also possible).
- The physical origin of positively correlated waiting times is the following. After the initial quantum jump the first and second vibrational states are populated. Next, if the first waiting time is around the mode of WTD (insert Fig.3), then the electron excites the molecule in  $q = 3$  state creating the "shortcut" between source and drain electrodes through elastic channel which involves the molecular junction in vibrationally excited  $q = 3$  state. This elastic channel to "funnel" electrons does not last long and the second electron prefers to utilise it as soon as it opens.

## Appendix A: Probability vectors after quantum jumps

We show in this appendix the probability vectors (normalised) after the quantum jumps associated with electron tunnelling to the drain electrode. All probability vectors are computed at  $V_{sd} = 1.56 \omega$ , which corresponds to the voltage of the maximum Pearson correlation coefficient. The electron-vibration coupling is  $\lambda = 4$ .

We show only first  $q = 0, 1, 2, 3$  states from the full probability vector (15). Steady state probability and the probability vector (normalized) after the quantum jump are

$$\mathbf{P} = \begin{pmatrix} 0.5 \\ 0.5 \\ 0.0 \\ 0.0 \\ 0.0 \\ 0.0 \\ 0.0 \\ 0.0 \end{pmatrix}, \quad \mathbf{JP} = \begin{pmatrix} 0.4 \\ 0.0 \\ 0.5 \\ 0.0 \\ 0.1 \\ 0.0 \\ 0.0 \\ 0.0 \end{pmatrix}. \quad (\text{A1})$$

Now we compare  $J e^{\mathcal{L}_0 \tau} \mathbf{JP}$  for different waiting times  $\tau = 0.05 \times 10^5$  (corresponds to the first peak in WTD shown on insert plot in Fig.3),  $\tau = 10^5$  (corresponds to the second peak in the WTD shown in insert plot in Fig.3 and  $\tau = 5 \times 10^6$  (tail of the WTD):

$$\begin{pmatrix} 0.0 \\ 0.0 \\ 0.1 \\ 0.0 \\ 0.3 \\ 0.0 \\ 0.6 \\ 0.0 \end{pmatrix}, \quad \begin{pmatrix} 0.0 \\ 0.0 \\ 0.2 \\ 0.0 \\ 0.8 \\ 0.0 \\ 0.0 \\ 0.0 \end{pmatrix}, \quad \begin{pmatrix} 0.1 \\ 0.0 \\ 0.8 \\ 0.0 \\ 0.1 \\ 0.0 \\ 0.0 \\ 0.0 \end{pmatrix}. \quad (\text{A2})$$

From these probability vectors, we see that electron tunnelling during the first peak waiting time populates predominantly  $q = 3$  vibrational state; electron tunnelling during the second peak waiting time populates predominantly  $q = 2$  vibrational state, and then waiting long time to tunnel brings the probability close to the initial  $\mathbf{JP}$  vector.

- 
- <sup>1</sup> Y. V. Nazarov and Y. M. Blanter, *Quantum Transport: Introduction to Nanoscience* (Cambridge University Press, 2009).
  - <sup>2</sup> K. H. Thomas and C. Flindt, Phys. Rev. B **87**, 121405 (2013).
  - <sup>3</sup> B. Sothmann, Phys. Rev. B **90**, 155315 (2014).
  - <sup>4</sup> K. H. Thomas and C. Flindt, Phys. Rev. B **89**, 245420 (2014).
  - <sup>5</sup> D. Dasenbrook, P. P. Hofer, and C. Flindt, Phys. Rev. B **91**, 195420 (2015).
  - <sup>6</sup> G.-M. Tang, F. Xu, and J. Wang, Phys. Rev. B **89**, 205310 (2014).
  - <sup>7</sup> R. Seoane Souto, R. Avriller, R. C. Monreal, A. Martín-Rodero, and A. Levy Yeyati, Phys. Rev. B **92**, 125435 (2015).
  - <sup>8</sup> H. P. Goswami and U. Harbola, J. Chem. Phys. **142** (2015).
  - <sup>9</sup> S. L. Rudge and D. S. Kosov, J. Chem. Phys. **144**, 124105 (2016).
  - <sup>10</sup> S. L. Rudge and D. S. Kosov, Phys. Rev. E **94**, 042134 (2016).
  - <sup>11</sup> D. S. Kosov, J. Chem. Phys. **146**, 074102 (2017).
  - <sup>12</sup> T. Brandes, Ann. Phys. (Berlin) **17**, 477 (2008).
  - <sup>13</sup> M. Albert, G. Haack, C. Flindt, and M. Büttiker, Phys. Rev. Lett. **108**, 186806 (2012).
  - <sup>14</sup> J. Koch and F. von Oppen, Phys. Rev. Lett. **94**, 206804 (2005).
  - <sup>15</sup> J. Koch, M. Semmelhack, F. von Oppen, and A. Nitzan, Phys. Rev. B **73**, 155306 (2006).
  - <sup>16</sup> C. S. Lau, H. Sadeghi, G. Rogers, S. Sangtarash, P. Dallas, K. Porfyrakis, J. Warner, C. J. Lambert, G. A. D. Briggs, and J. A. Mol, Nano Letters **16**, 170 (2016).
  - <sup>17</sup> R. Härtle and M. Thoss, Phys. Rev. B **83**, 115414 (2011).
  - <sup>18</sup> A. M. Kuznetsov, J. Chem. Phys. **127**, 084710 (2007).
  - <sup>19</sup> M. Galperin, M. A. Ratner, and A. Nitzan, Nano Letters **5**, 125 (2005).
  - <sup>20</sup> A. Zazunov, D. Feinberg, and T. Martin, Phys. Rev. B **73**, 115405 (2006).
  - <sup>21</sup> A. A. Dzhioev and D. S. Kosov, Phys. Rev. B **85**, 033408 (2012).
  - <sup>22</sup> A. A. Dzhioev and D. S. Kosov, J. Chem. Phys. **135**, 074701 (2011).
  - <sup>23</sup> M. Thomas, T. Karzig, S. V. Kusminskiy, G. Zaránd, and F. von Oppen, Phys. Rev. B **86**, 195419 (2012).
  - <sup>24</sup> A. A. Dzhioev, D. S. Kosov, and F. von Oppen, J. Chem. Phys. **138**, 134103 (2013).
  - <sup>25</sup> M. Galperin, K. Saito, A. V. Balatsky, and A. Nitzan, Phys. Rev. B **80**, 115427 (2009).
  - <sup>26</sup> Z. Ioffe, T. Shamai, A. Ophir, G. Noy, I. Yutsis, K. Kfir, O. Cheshnovsky, and Y. Selzer, Nat Nano **3**, 727 (2008).
  - <sup>27</sup> K. Ptaszyński, Phys. Rev. B **95**, 045306 (2017).
  - <sup>28</sup> D. Dasenbrook, P. P. Hofer, and C. Flindt, Phys. Rev. B **91**, 195420 (2015).
  - <sup>29</sup> J. Cao, The Journal of Physical Chemistry B **110**, 19040 (2006).
  - <sup>30</sup> I. S. Osad'ko and V. V. Fedyanin, Phys. Rev. A **83**, 063841 (2011).
  - <sup>31</sup> A. A. Budini, Journal of Physics B: Atomic, Molecular and Optical Physics **43**, 115501 (2010).
  - <sup>32</sup> J. B. Witkoskie and J. Cao, The Journal of Physical Chemistry B **110**, 19009 (2006).
  - <sup>33</sup> S. Saha, S. Ghose, R. Adhikari, and A. Dua, Phys. Rev. Lett. **107**, 218301 (2011).
  - <sup>34</sup> J. Cao and R. J. Silbey, The Journal of Physical Chemistry B **112**, 12867 (2008).
  - <sup>35</sup> I. G. Lang and Y. A. Firsov, Soviet Journal of Experimental and Theoretical Physics **16**, 1301 (1963).
  - <sup>36</sup> A. Mitra, I. Aleiner, and A. J. Millis, Phys. Rev. B **69**, 245302 (2004).
  - <sup>37</sup> M. Galperin, M. A. Ratner, and A. Nitzan, J. Phys.: Cond. Matt. **19**, 103201 (2007).
  - <sup>38</sup> J. C. Cuevas and E. Scheer, *Molecular electronics: An introduction to theory and experiment* (World Scientific, 2010).