

# Modeling credit default swap premiums with stochastic recovery rate

Z.Sokoot<sup>\*</sup>, N.Modarresi<sup>†</sup>, F.Niknejad<sup>‡</sup>

## Abstract

There are many studies on development of models for analyzing some derivatives such as credit default swaps (CDS). A continuous-time autoregressive moving average (CARMA) driven by Lévy process is applied for modeling the CDS premia. It is based on the stochastic recovery rate which is time-varying during the maturity stage and makes the model suitable for evaluating the premium leg. We show that this model is a class of affine term structure model. By simulating the CARMA(2,1) process the effectiveness of this model in determining the most appropriate parameters are illustrated. Also, a real data set of daily CDS premia of some companies is used and a comparison of the Bayesian information criterion between the models is given.

*Keywords* CDS spread. Stochastic recovery rate. CARMA model

*JEL Classification* C15. C32. G13

## 1 Introduction

In financial markets, derivatives enable parties to trade specific financial risks and help to improve market efficiencies. Derivatives are financial contracts which derive their value of a spot price time-series such as forwards, futures, options and swaps. One of the most important and applicable derivatives is a credit default swap (CDS). There are many studies about the valuation, hedging and modeling of credit risk [4]. As with any swap, valuing CDS involves calculating the present value of two legs of the transaction, premium leg and default leg. Wemmenhove described a model for CDS

---

<sup>\*</sup>Allameh Tabataba'i University, Tehran, Iran, E-mail: sokoot921@atu.ac.ir

<sup>†</sup>Faculty of Mathematics and Computer Science, Allameh Tabataba'e'i University, Tehran, Iran. E-mail: n.modarresi@atu.ac.ir.

<sup>‡</sup>Allameh Tabataba'i University, Tehran, Iran, E-mail: f.niknejad@atu.ac.ir.

spread form and presented a forecasting model for it [20]. Also, the determinants at CDS spread of European credit derivatives are analyzed [12]. A Markov model with the bankruptcy process following a discrete state space Markov chain in credit ratings are provided and the parameters of this process are estimated using the observable data [14]. The recovery rate and default probability have an important role in bond prices and there are many studies that attempted to model recovery and comprehend their impact on depth values [3]. Also, modeling and empirically investigating the relationship between the components of default risk as the probability of default and recovery rate are presented [1].

Jaskowaki et al. proposed a parsimonious reduced form continuous-time model that estimates expected recovery rates and the parameters were estimated by using a Bayesian MCMC algorithm [13]. A class of models which has proven to be remarkable flexible structure for examining the dynamics of default-risk free bonds is an affine term structure (ATS) model. This model suggests that interest rates at any point in time are a time-invariant linear function of a small set of common factors. ATS models start from the assumption that there are no arbitrage opportunities in financial markets and implies the existence of a positive stochastic process that prices the assets [9]. These models have been shown to work well in approximating true yield dynamics.

The statistical models for continuous-time dynamics based on CDS premiums of different reference entities are presented [10]. The sampled reversion of Lévy-driven continuous-time ARMA (CARMA) process is used as an appropriate model for modeling the CDS premium leg. Brockwell et al. introduced the CARMA processes and estimated the parameters of the model based on discrete form specially in equally spaced samples [8], [7], [6].

A new representation of the calculated quasi-likelihood to compute maximum Gaussian likelihood for estimating the parameters of time series with irregularly spaced data are presented [19]. For Lévy-driven CARMA processes, estimation procedures which take into account the generally non-Gaussian nature of the measure are less well developed. Recovery rates play a critical role in the estimation and pricing of credit risk derivatives and it is often assumed to be constant and independent of default but it is not realistic and fair. It is shown that the recovery rates can be volatile and moreover dependent to default intensity. In order to different risks in a company and determining the default leg, we consider the stochastic recovery rate model and compare the results. We provide the new model under term structure time series model and the fair default payment which is applied in a risky companies contract are considered. We study on a certain class of background Lévy CARMA process for modeling the CDS premium with stochastic recovery rate (CDSP-SRR). This process is a stationary solution of a stochastic differential equation, so for the first step in real data analysis we use a test for stationarity and then we apply a method for finding the best model for CDSP-SRR. Selecting appropriate order for CARMA(p,q) process in CDSP-SRR model is the same

as modeling the CDS premium with constant recovery rate (CDSP-CRR) [10]. Also, the results of data analysis for some companies show that the distributions of jumps can be compound Poisson, Normal Inverse Gaussian (NIG) and other Lévy processes. The rest of the paper is organized as follows. Section 2 is devoted to the preliminaries and CARMA models driven by Lévy processes, ATS models and basic definitions of CDS contracts. We show that the Lévy-driven CARMA model is ATS, in section 3. In section 4, the dynamic of CDSP-SRR is presented. Also, in section 5, we simulate the CDSP-SRR model and the certain CARMA process. The developed model is illustrated and compared with CDSP-CRR. For comparing the estimated models we use the Bayesian information criteria (BIC) and chose the model giving the smallest BIC over the whole set of candidates. We use a data set of daily CDS premia across 242 firms from the European and North American markets.

## 2 preliminaries

In this section we present the linear stationary CARMA model which is driven by Lévy process. Then we provide descriptions of some concepts as ATS model and CDS.

### 2.1 Lévy-driven CARMA model

We discuss on Lévy-driven CARMA processes and review the definition and properties of them [7].

**Definition 2.1** *A second-order Lévy-driven continuous-time ARMA  $(p, q)$  process is defined in terms of the following state-space representation of the formal equation. For  $t \geq 0$*

$$a(D)Y_t = b(D)DL_t \quad (2.1)$$

where  $D$  denotes differential with respect to  $t$  and  $\{L_t, t \geq 0\}$  is a Lévy process with finite second moments, and

$$a(z) := z^p + a_1z^{p-1} + \dots + a_p, \quad (2.2)$$

$$b(z) := b_0 + b_1z + \dots + b_{p-1}z^{p-1} \quad (2.3)$$

where the coefficients  $a_1, \dots, a_p, b_0, \dots, b_{p-1}$  are complex-valued coefficients such that  $b_q = 1$  and  $b_j = 0$  for  $q < j < p$ .

To avoid trivial and easily eliminated complications, we assume that  $a(z)$  and  $b(z)$  have no common factors. The state-space representation consists of the observation and state equations,

$$Y_t = \mathbf{b}'X_t \quad (2.4)$$

$$dX_t - \mathbf{A}X_t dt = \mathbf{e}dL_t, \quad (2.5)$$

where  $\{X_t, t \geq 0\}$  is a state process which is the solution of the equation and

$$\mathbf{A} := \begin{bmatrix} 0 & 1 & 0 & \dots & 0 \\ 0 & 0 & 1 & \dots & 0 \\ \vdots & \vdots & \vdots & \ddots & \vdots \\ 0 & 0 & 0 & \dots & 1 \\ -a_p & -a_{p-1} & -a_{p-2} & \dots & -a_1 \end{bmatrix}, \quad \mathbf{e} := \begin{bmatrix} 0 \\ 0 \\ \vdots \\ 0 \\ 1 \end{bmatrix}, \quad \mathbf{b} := \begin{bmatrix} b_0 \\ b_1 \\ \vdots \\ b_{p-2} \\ b_{p-1} \end{bmatrix} \quad (2.6)$$

For  $p = 1$  the matrix  $\mathbf{A}$  is equal to  $-a_1$ .

**Proposition 2.1** *If  $\{X_t, t \geq 0\}$  is independent of the Lévy process  $\{L_t, t \geq 0\}$  where  $E[L_1^2] < \infty$  then  $\{X_t, t \geq 0\}$  is a second-order stationary process if and only if the eigenvalues  $\lambda_i, i = 1, 2, \dots, p$  of the matrix  $\mathbf{A}$  all have negative real parts.*

**Remark 2.2** *The eigenvalues of the matrix  $\mathbf{A}$  are the same as the zeroes of autoregressive polynomial  $a(z)$ .*

Under the specific condition on the eigenvalues  $\{Y_t, t \geq 0\}$  is a causal function of  $\{L_t, t \geq 0\}$ . So  $Y_t = \mathbf{b}'X_t$  have the following moving average representation

$$Y_t = \int_{-\infty}^t \mathbf{b}'e^{\mathbf{A}(t-u)} \mathbf{e} dL_u. \quad (2.7)$$

and equivalently  $Y_t = -\int_0^\infty \mathbf{b}'e^{\mathbf{A}u} \mathbf{e} dL_{(t-u)}$ . Also, under this condition and distinct eigenvalues and by the fact that CARMA process  $\{Y_t, t \geq 0\}$  can be written as a linear combination of some continuous-time autoregressive process of order one driven by Lévy, the background driving Lévy process is recoverable and the kernel can be written as

$$\mathbf{b}'e^{\mathbf{A}u} \mathbf{e} = \sum_{i=1}^p \frac{b(\lambda_i)}{a'(\lambda_i)} e^{\lambda_i u} I_{(0,\infty)}(u)$$

where  $a'(\cdot)$  is the first derivative of the polynomial  $a(\cdot)$ . Thus the above equations provide a more general definition of CARMA processes in terms of the Levy process. We used a sampled process in equally space to estimate the parameters of the underlying continuous-time processes. The non-decreasing property of the driving Lévy process and the non-negativity of the corresponding discrete-time increments permits and an efficiency estimation procedure.

## 2.2 Affine term structure

In an ATS model, the interest rates and some derivatives at any point in time are time invariant. This model has flexible structure for controlling the dynamics of default

risk free bonds [5]. ATS model starts from the assumption that there are no arbitrage opportunities in financial markets and implies the existence of a strictly positive stochastic process.

**Definition 2.2** *If the term structure  $F$  has the form*

$$P(t, T) = F(t, r_t, T) \tag{2.8}$$

where

$$F(t, X, T) = e^{A(t, T) - B(t, T)X} \tag{2.9}$$

and  $A, B$  are deterministic functions, then the model is said to possess an ATS. The function  $A$  and  $B$  are two real variables function of  $t$  and  $T$  but conceptually it is easier to think of  $A$  and  $B$  as being functions of  $t$ , while  $T$  serves as a parameter.

It turns out that the existence of an ATS is extremely pleasing from an analytical and a computational point of view. So we are interested to understand when such a structure appears.

## 2.3 Credit default swap

CDS is a derivative which the documentation identifies reference entity or reference obligation. The reference entity is the issuer of the debt instrument and can be a corporation, a sovereign government or a bank load. When there is a reference entity, the party to the CDS has an option to deliver one of the issuer's obligation subject to pre-specified constraints [2].

In a single name CDS, B agrees to pay the default payment to A if a default has happened. If there is no default of the reference security until the maturity of the default swap, counter party B pays nothing. A pays a fee for the default protection and the fee can be either a regular fee at interval until default. If a default occurs between two fee payment dates, A still has to pay the fraction of the next fee payment that has occurs until the time of default.

A premium leg (PL) of a CDS contract is a constant premium (the CDS spread) which has to be paid by the protection buyer at the maturity of the contract. The opposed default leg (DL) which is the credit event that occurs before maturity has to be reduced by the protection seller, otherwise there is no payment due. The fair payment is calculated by the following formula.

$$PV_{DL} := E_Q[DL(C_s^T) | \mathcal{G}_s] = E_Q[PL(C_s^T) | \mathcal{G}_s] =: PV_{PL}, \tag{2.10}$$

where  $PV$  is the present value,  $E_Q$  the conditional expected value with respect to measure  $\mathcal{G}_s$  which is the market information available up to time  $s \geq 0$  and also  $C_s^T$  is

the premium process which is starting at time  $s \in [0, T]$  with maturity  $T$ . There are several models that deal with CDS to explore the intensity and survival probability such as structural and reduced form models and both of them are used to model credit risk.

**Definition 2.3** (*Default time*). *The default time  $\tau : \Omega \rightarrow [0, \infty]$  is a random time representing the time of the credit event of the reference entity. It's corresponding default process which is denoted by  $H := \{H_t, t \geq 0\} := \{I_{\{\tau \leq t\}}, t \geq 0\}$ .*

We assume that for every  $t \geq 0$ ,  $\mathcal{G}_t := \mathcal{F}_t \vee \mathcal{H}_t = \sigma(\mathcal{F}_t \cup \mathcal{H}_t)$  where  $\mathbb{F} := \{\mathcal{F}_t\}_{t \geq 0}$  denotes the filtration representing the default-free, information and  $\{\mathcal{H}_t\}_{t \geq 0}$  denotes the natural filtration of the default process  $\mathbb{F}$ , representing the defaultable, obligor-specific information. Therefore,  $\mathcal{G}_t$  is econcompassing all default-free and defaultable information available to market participants up to time  $t$ . As usual, we assume that  $\{\mathcal{G}_t\}_{t \geq 0}$  satisfies the conditions of right continuity and completeness. Note that  $\tau$  is a stopping time with respect to  $\{\mathcal{H}_t\}_{t \geq 0}$  and consequently to  $\{\mathcal{G}_t\}_{t \geq 0}$ , but not with respect to  $\mathbb{F}$ .

**Definition 2.4** *Let  $(\Omega, \mathcal{F}, P, \mathbb{F})$  be a filtered probability space. The  $\sigma$ -algebra on  $\mathbb{R}^+ \times \Omega$  generated by all sets of the form  $\{0\} \times A$ ,  $A \in \mathcal{F}_0$ , and  $(a, b) \times A$ ,  $a < b$  is said to be predictable  $\sigma$ -algebra for the filtration  $\mathbb{F}$ .*

**Definition 2.5** *A real-valued process  $\{X_t, t \in \mathbb{R}^+\}$  is called predictable with respect to filtration  $\mathbb{F}$ , or  $\mathcal{F}_t$ -predictable, if as a mapping from  $\mathbb{R}^+ \times \Omega \rightarrow \mathbb{R}$  it is measurable with respect to the predictable  $\sigma$ -algebra generated by this filtration.*

**Proposition 2.3** *Every predictable process is progressively measurable.*

**Definition 2.6** *A process  $\gamma = \{\gamma_t, t \geq 0\}$  is called intensity process of default rate of  $\tau$ , if it is an  $\mathbb{F}$ -progressive process with the following properties for every  $t \geq 0$*

- (i)  $\gamma_t \geq 0$
- (ii)  $\int_0^t \gamma_s ds < \infty$  a.s
- (iii) for  $0 \leq s \leq t$ , the conditional survival probability  $Q(\tau > t \mid \mathcal{G}_s)$  is given by

$$Q(\tau > t \mid \mathcal{G}_s) = E[I_{\{\tau > t\}} \mid \mathcal{G}_s] = I_{\{\tau > t\}} E \left[ \exp \left\{ - \int_s^t \gamma_u du \right\} \mid \mathcal{F}_s \right]. \quad (2.11)$$

In the content of CDS, we apply Key Lemma in [4] to satisfy PL and DL.

**Lemma 2.4** (*Key Lemma*). *Let  $X$  be an  $\mathcal{F}_t$ -measurable random variable and  $Z = \{Z_t, t \geq 0\}$  an  $\mathbb{F}$ -predictable (bounded) process. Then*

- (i) for all  $0 \leq s \leq t$ , we have

$$E[X I_{\{\tau > t\}} \mid \mathcal{G}_s] = I_{\{\tau > t\}} E \left[ X \exp \left\{ - \int_s^t \gamma_u du \right\} \mid \mathcal{F}_s \right], \quad (2.12)$$

(ii) For all  $s \geq 0$ , we have

$$E[Z_\tau | \mathcal{G}_s] = I_{\{\tau \leq t\}} Z_\tau + I_{\{\tau > t\}} E \left[ \int_s^\infty Z_t \gamma_t \exp \left\{ - \int_s^t \gamma_u du \right\} dt \mid \mathcal{F}_s \right]. \quad (2.13)$$

**Proposition 2.5** *CDS is fair default if*

$$PL(C_s^T) = \int_s^{s+T} C_s^T D_s^t I_{\{\tau > t\}} dt \quad (2.14)$$

and

$$DL(R_t) = (1 - R_t) D_s^t I_{\{\tau < s+T\}} \quad (2.15)$$

where  $C_s^T$  is the premium,  $D_s^t$  discount factor,  $\tau$  the default time and  $R_t$  is a stochastic recovery rate function.

### 3 Affine term structure of CARMA model

ATS model is often used to give an account of any arbitrage-free model in which bond yields are affine functions of some state vector  $x$ . Affine models are a special class of term structure models, which yield  $y(T)$  of a  $T$ -period bond as  $y(T) = A(T) + B(T)x$  for coefficients  $A(T)$  and  $B(T)$  that depend on maturity  $T$ . The functions  $A(T)$  and  $B(T)$  make these yield equations consistent with each other for different values of  $T$  and the state dynamics. The main advantage of affine models is to have tractable solutions for bond yields which are used because otherwise they are costly computed. The functional form of bond yields is obtained from computing risk-adjusted expectations of future short rates. Now by the following proposition we show that the Lévy-driven CARMA process is ATS.

**Proposition 3.1** *ATS of the Lévy-driven CARMA process  $\{X_t, t \geq 0\}$  by the dynamic  $dX_t = \mathbf{A}X_t dt + \mathbf{e} dL_t$  is*

$$P(t, T) = e^{A(t, T) - B(t, T)r(t)} \quad (3.1)$$

where

$$A(t, T) = \left( \frac{\mathbf{A}^{-1} \mathbf{e}}{2} \right)^2 [\mathbf{A}B^2(t, T) - 2B(t, T) + 2(T - t)] \quad (3.2)$$

and

$$B(t, T) = \mathbf{A}^{-1} [e^{\mathbf{A}(T-t)} - 1]. \quad (3.3)$$

where the matrix  $\mathbf{A}$  and the vector  $\mathbf{e}$  are introduced in subsection 2.1.

**Proof:** The ATS systems of equations of CARMA models are

$$B_t(t, T) + \mathbf{A}B(t, T) = -1 \quad (3.4)$$

and

$$A_t(t, T) = -\frac{1}{2}\mathbf{e}^2 B^2(t, T) \quad (3.5)$$

with initial values  $A(T, T) = 0$  and  $B(T, T) = 0$ . For fixed  $T$ , the system (3.4) is a simple linear first order differential equation, so we get to the equation  $B(t, T)$  in (3.3). To verify the correctness, we observe that  $B_t(t, T) = -e^{\mathbf{A}(T-t)}$  and by replacing it in (3.4) we have

$$B_t(t, T) + \mathbf{A}B(t, T) = -e^{\mathbf{A}(T-t)} + \mathbf{A}(\mathbf{A}^{-1}[e^{\mathbf{A}(T-t)} - 1]) = -e^{\mathbf{A}(T-t)} + e^{\mathbf{A}(T-t)} - 1 = -1$$

Now we find  $A(t, T)$  and for this, we get integral from (3.5) as

$$A(T, T) - A(t, T) = \int_t^T \frac{-\mathbf{e}^2}{2} B^2(s, T) ds.$$

Therefore

$$\begin{aligned} A(t, T) &= \frac{(\mathbf{A}^{-1}\mathbf{e})^2}{2} \int_t^T [e^{\mathbf{A}(T-s)} - 1]^2 ds = \frac{(\mathbf{A}^{-1}\mathbf{e})^2}{2} \int_t^T [e^{2\mathbf{A}(T-s)} - 2e^{\mathbf{A}(T-s)} + 1] ds \\ &= \frac{(\mathbf{A}^{-1}\mathbf{e})^2}{2} \left[ \frac{1}{2}\mathbf{A}^{-1}e^{2\mathbf{A}(T-t)} - 2\mathbf{A}^{-1}e^{\mathbf{A}(T-t)} + \frac{3}{2}\mathbf{A}^{-1} + (T-t) \right] \\ &= \frac{(\mathbf{A}^{-1}\mathbf{e})^2}{2} \left[ \frac{\mathbf{A}^{-1}}{2} [e^{2\mathbf{A}(T-t)} - 2e^{\mathbf{A}(T-t)} + 1] + [(T-t) - \mathbf{A}^{-1}[e^{\mathbf{A}(T-t)} - 1]] \right], \end{aligned}$$

and by replacing the equation  $B(t, T)$  we get to equation (3.2). So we can write the CARMA model as an ATS model.

## 4 Premium leg under stochastic recovery rate

Many companies try to reduce the risks that they encounter daily. So it is important to decrease the risk of large losses and to increase a financial firm's resilience. One factor that determines the extent of losses is the recovery rate on loans and bonds that are in default. Financial companies and researchers commonly assume that the recovery rate is constant but in practice actual recovery rates vary with respect to time. This assumption is important because additional risk is introduced when the recovery rate is not constant. We develop the credit risk models by considering the stochastic recovery rate in the purpose of profitably pricing the CDS premium leg. Before studying the CDSP-SRR model we give a description of CDSP-CRR model.

The constant recovery rate of a reference entity is the fraction of the notional debt outstanding by the reference entity and is to be recoverable after the default event.



The constant parameter is denoted by  $R$  which is between 0 and 1. In CDS contracts one fixes this parameter with respect to amount of contract. The loss compensation payment of amounts is  $1 - R$ . By denoting the random time of the credit event  $\tau$  and the random cash flows of the swap legs' the CDS price is provided [10]. Since the parameters in real market are stochastic, they affect on each other and estimate by a variety of conditions. It is essential to be aware of the feature of the parameters and try to choose them in the right way.

Now we assume that the recovery rate is stochastic and depends on the default intensity  $\gamma_t$  and then find a model for it. This should fulfill three necessary properties. First, the domain of the stochastic recovery rate is on  $\mathbb{R}^+$ . The second crucial condition is, in order to ensure a negative correlation of default probabilities with recovery rates, we need to use a function that has a negative or non-positive first derivative. It is known that realized recovery rates are negatively related to aggregate default rates. Therefore, we impose the same condition on implied recovery rates. So we have  $R_t = \beta_2 + \beta_0 e^{\beta_1 \gamma_t}$  which is between 0 and 1. A convenient possibility is an exponential function where by considering the above properties we have  $\beta_0, \beta_2 \in (0, 1), \beta_1 \leq 0$ . Now by these assumptions we present an intensity based representation of CDSP-SRR model and then find an innovative model for CDS default leg.

**Proposition 4.1** *Let  $r$  be the short rate and its corresponding discount factor  $D_s^t$  be  $\mathbb{F}$ -predictable then the fair CDS default has the following intensity-based expression*

$$C_s^T = \frac{E \left[ \int_s^{s+T} (1 - R_t) D_s^t \gamma_t \exp \left\{ - \int_s^t \gamma_u du \right\} dt \mid \mathcal{F}_s \right]}{E \left[ \int_s^{s+T} D_s^t \exp \left\{ - \int_s^t \gamma_u du \right\} dt \mid \mathcal{F}_s \right]}, \quad s < t. \quad (4.1)$$

Proof: By applying Lemma 2.4 and using the result of Bielecki et al. [4] we have

$$\begin{aligned} PV_{PL}(C_s^T) &= E \left[ \int_s^{s+T} D_s^t I_{\{\tau > t\}} C_s^T dt \mid \mathcal{G}_s \right] \\ &= C_s^T I_{\{\tau > s\}} E \left[ \int_s^{s+T} D_s^t \exp \left\{ - \int_s^t \gamma_u du \right\} dt \mid \mathcal{F}_s \right] \\ PV_{DL}(R_t) &= E \left[ (1 - R_t) D_s^t I_{\{\tau < s+T\}} \mid \mathcal{G}_s \right] \\ &= I_{\{\tau > s\}} E \left[ \int_s^{s+T} (1 - R_t) D_s^t \gamma_t \exp \left\{ - \int_s^t \gamma_u du \right\} dt \mid \mathcal{F}_s \right]. \end{aligned}$$

Therefore, equating both present values in the above equation we get to the result.

**Proposition 4.2** *(Credit triangle) We assume that the continuously paid premium  $C_s^T$  is not fixed at the starting date  $s \geq 0$  and it is time-varying during the contractual tenor*

$[s, s + T]$ , named *floating premium*. Then the CDS default  $\gamma^T$  is equal for all tenors  $T$  flat spread,  $C^T \equiv C$  and

$$C_s^T = (1 - R_s)\gamma_s, \quad (4.2)$$

where the stochastic recovery rate  $R_s$  is  $\beta_2 + \beta_0 e^{\beta_1 \gamma_s}$ .

Observations are made on a daily basis, however punctual gaps may occur in our data, so for  $0 < s < t$ ,  $s := t - 1$ , we model the log-returns of the CDS premia equivalently to the log-returns of the default rate process by the followings

$$C_t^T = (1 - R_t)\gamma_t = (1 - \beta_2 - \beta_0 e^{\beta_1 \gamma_t})\gamma_t, \quad (4.3)$$

therefore

$$\log C_t^T - \log C_s^T = \log\left(\frac{1 - R_t}{1 - R_s}\right) + \log\left(\frac{\gamma_t}{\gamma_s}\right) = \int_s^t Y_u du \quad (4.4)$$

where  $\{Y_t, t \geq 0\}$  is the Lévy-driven CARMA process as the log-return which is described in Section 2.

## 5 Simulation Study and Real Data

In this section, the CARMA( $p, q$ ) processes with different orders are simulated. We show that how to simulate the CARMA( $p, q$ ). We explain the schematic representation of the model by compound Poisson process with normal distributed jumps in subsection 5.1. In subsection 5.2, we use a real data from entity companies (242 firms) to compare the CDSP-CRR model and the introduced CDSP-SRR model. In this case we apply the log-likelihood and BIC for comparing these models.

### 5.1 Simulation

We evaluate the performance of CDSP-SRR by using CAR(1), CAR(2) and CARMA(2,1) processes. We modify the **Yuima** package [16] corresponding to the presented models and describe the required steps as the following.

1. As a default in **simulation** function a continuous process is sampled at equally spaced time instants  $0, h, 2h, \dots, Nh$  where  $N$  is the number of observations and  $h$  is the step length. In this case,  $h = 1$ ,  $N = 3000$  and daily time is required. We set an initial value for the parameters of CARMA model processes. Also, we use moving averages of length 5 to handle the missing data.

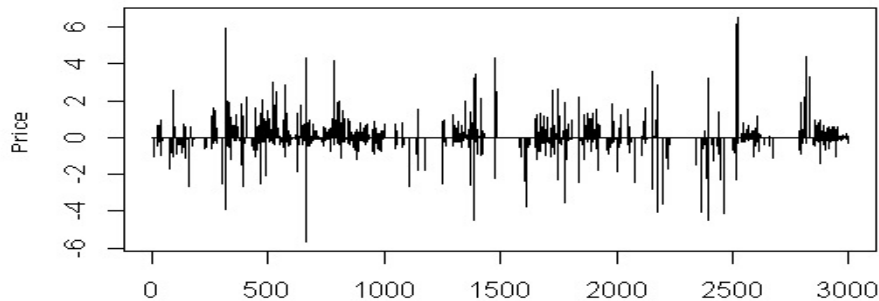


Figure 1: Simulation of CARMA(2,1) under CDSP-CRR model.

2. In the introduced model, we are to estimate the parameters that govern the implied recovery rate  $R_t$  in this step. For the model with stochastic recovery rate, we estimate the parameters  $\beta_0, \beta_1$  and  $\beta_2$  while for the model with constant recovery rate just we set  $\beta_0 = R$  as a constant parameter. The Markov Chain Monte Carlo method allows a straight forward calculation of 95% confidence interval, to determine credible intervals for  $\beta$  parameters.

3. We use quasi-maximum likelihood estimation method for estimating the parameters of the CARMA model. The arguments in the `qmle` function provide the new **Yuima** function `Carma.Noise` with estimated Lévy increments.

4. Finally we compare BIC of the CDSP-CRR and the CDSP-SRR models to select the suitable model for CDS premia. We implement the simulation technique through the following simulation example and show the results in the Tables 1 and 2.

Following the simulation steps we illustrate the CARMA(2,1) processes under CDSP-CRR and CDSP-SRR models in Figures 1 and 2. It is shown that the CDSP-SRR model because of the time-varying recovery rate has more fluctuation than the others.

**Example 5.1** We simulate the sample path of  $CAR(1)$  with coefficients  $a_1 = 6$  as  $(D + a_1)Y_t = DL_t$ . We choose  $\beta_0 = 0.378$ ,  $\beta_1 = -0.0095$  and  $\beta_2 = 0.637$ . The simulations of the CDSP-CRR and CDSP-SRR models are plotted in Figures 1 and 2 and the results in comparing them are recorded in Table 1.

**Example 5.2** According to the simulation, we generate a set of sample path of  $CARMA(2,1)$  with parameters  $a_1 = 1.39631$ ,  $a_2 = 0.05029$ ,  $b_0 = 1$  and  $b_1 = 2$ . The corresponding stochastic differential equation of the process is  $(D_2 + 1.39631D +$

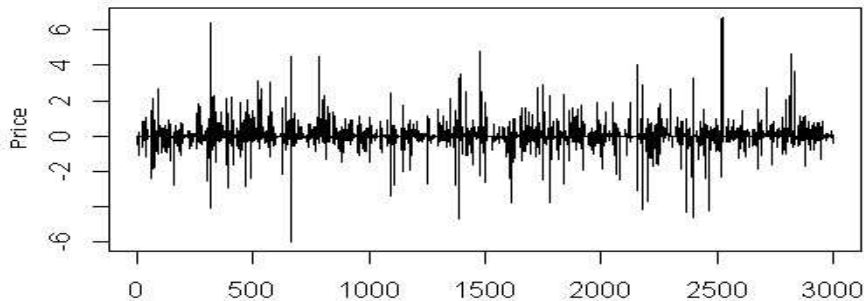


Figure 2: Simulation of CARMA(2,1) under CDSP-SRR model.

| Model    | BIC       | log-likelihood |
|----------|-----------|----------------|
| CDSP-SRR | 2123.2826 | -1033.6413     |
| CDSP-CRR | 4562.5487 | -2269.2648     |

Table 1: BIC and log-likelihood of CAR(1) with CDSP-CRR and CDSP-SRR models.

$0.05029)Y_t = (2 + D)DL_t$ . We choose appropriate  $\beta_0 = 0.0378$ ,  $\beta_1 = -0.0095$  and  $\beta_2 = 0.637$ . Then, we generate the data based on CDSP-CRR and CDSP-SRR models which are defined in (4.4). The results of BIC and log-likelihood values are recorded in Table 2.

| Model    | BIC       | log-likelihood |
|----------|-----------|----------------|
| CDSP-SRR | 4801.2438 | -2380.6068     |
| CDSP-CRR | 8740.4511 | -4350.2096     |

Table 2: BIC and log-likelihood of CARMA(2,1) with CDSP-SRR and CDSP-CRR models.

These differences can affect the price of the CDS premia in a real market and all companies are affected by the stochastic recovery rate.

## 5.2 Real Data

To compare the performance of the proposed model, we consider 5-years CDS spread ( $T=5$ ) observed daily between January 2002 until November 2012 (2829 trading days) for  $N=242$  firms. The reference entities are from European and North American companies including different sectors such as Banks, Electric power and other financial companies. For any company we have different starting dates  $t_{min}$  and ending date  $t_{max}$  by maturity time  $T = t_{min}, t_{min} + h, t_{min} + 2h, \dots, t_{max}$  with uniform step size  $h$ .

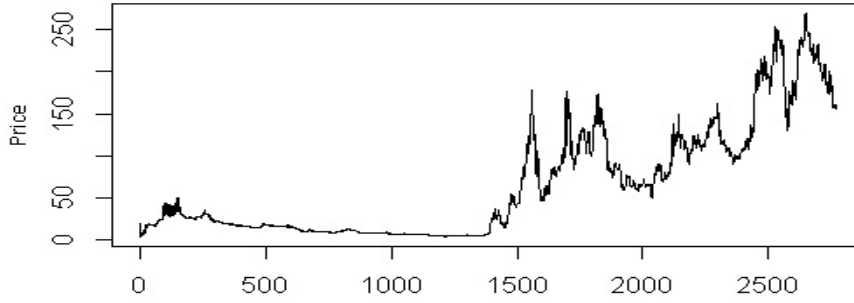


Figure 3: Realization of ING bank data.

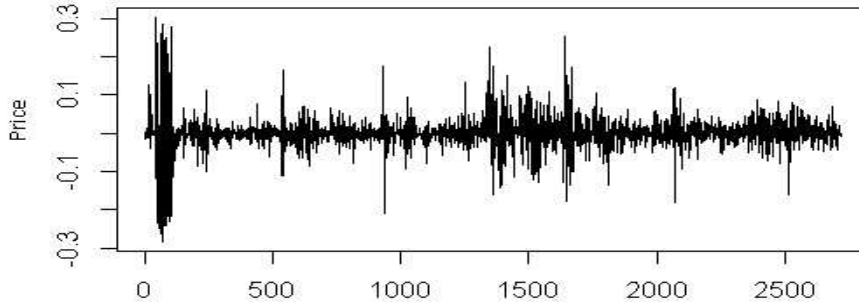


Figure 4: Fitting the ING bank data with CAR(1) process.

Our model is based on the observed (one-period) log-returns denoting the discrete-time observations defined by (4.4). Figures 1 and 2 reveal that the ING bank of the real data, clarifies the effects of CDSP-SRR model. By applying the CDSP-CRR and CDSP-SRR models to every credit entity of CDS we fit CARMA models to data and then estimate the parameters. Also, we compare some of the companies in terms of the BIC in Table 3. In this table, we show that the CDSP-SRR model has smaller BIC either than the CDSP-CRR model.

## Conclusion

To modeling the financial time series data such as CDS spread, we review the introduced model and generalized it. Considering the fact that the recovery rate of a CDS is not constant, we improve this model by considering the stochastic recovery rate. This assumption makes a better and more flexible model than the previous one. A continuous-time ARMA process driven by Lévy which is stationary is used to fit the premium of a CDS. According to the log-likelihood value and BIC, we get the results that CDS-SRR model has better performance for NIG distribution of the jumps. The empirical studies of this paper is based on the CDS spread of some companies use CAR(1), CAR(2) and CARMA(2,1). However, there are several limitations in the model, besides estimation of the CARMA model, the results are better and it can be

| Companies       | CDSP-SRR model | CDSP-CRR model |
|-----------------|----------------|----------------|
| AMERICANEXPRESS | -10137.9672    | -9228.8668     |
| BMW             | -11448.7974    | -10104.0573    |
| SANO            | -12684.5042    | -11175.8189    |
| KPN             | -12889.6028    | -11596.5878    |
| DAIMLER         | -11892.0160    | -10742.6483    |
| ING             | -8114.2239     | -7088.9918     |
| DEUTSCHE        | -11218.7720    | -9945.8812     |
| CONOCO PHILLIPS | -11113.9200    | -9626.3721     |
| WAL-MART        | -10856.7632    | -9825.9177     |
| MCDONALDS       | -11676.4504    | -10211.3201    |
| COMCAST         | -5211.7253     | -4661.1184     |

Table 3: Comparing model performance with BIC

better if we set the real plausible amount of recovery rate in our model. Also, by changing the structure of the stochastic recovery rate we can improve the efficiency of the model.

## References

- [1] E. Altman (2006) *Default Recovery Rates and Log in Credit Risk Modeling and Practice: an Updated Review of the Literature and Empirical Evidence*, The oxford handbook of credit derivation.
- [2] M.J.P. Anson, F.J. Fabozzi, M. Choudhry, and Ren-Raw Chen (2004) *Credit Derivatives: Instruments, Applications, and Pricing*, WILEY.
- [3] G. Bakshi, D. Madan, F. Zhang (2001) *Understanding the Role of Recovery in Default Risk Models: Empricial Comparisons and Implied Recovery Rates*, SSRN Electronic Journal, DOI: 10.2139/ssrn.285940.
- [4] T.R. Bielechi, M. Rutkowski (2002) *Credit Risk: Modeling, Valuation and Hedging*, Springer, Berlin.
- [5] T. Bjork (2009) *Arbitrage Theory in Continuous-Time*, Oxford University Press.
- [6] P.J. Brockwell, R.A. Davis (2000) *Introuduction of Time Series and Forecasting*, Springer.
- [7] P.J. Brockwell, R.A. Davis, Y. Yang (2011) *Estimation for Non-negative Lévy-driven CARMA Processes*, J. Business and Economic statistics, 29, 250-259.

- [8] P.J. Brockwell, V. Ferrazzano, C. Kluppelberg (2013) *High-frequency Sampling and Kernel Estimation for Continuous-time Moving Average Processes*, Journal of Time Series Analysis, *34*, DOI: 10.1111/jtsa.12022.
- [9] D. Duffie (2005) *Credit Risk Modeling with Affine Process*, Journal of Banking & Finance, *29*, 2751-2802.
- [10] M. Eifert (2015) *Time Series Models For Credit Default Swap Premiums* , Journal of Credit Risk, *3*, 21-44.
- [11] J. Hull, and A. White (2003) *The Valuation of Credit Default Swap Options* , Journal of derivations, *10*, 40 -50.
- [12] M. Jakovelev (2007) *Determinants of Credit Default Swap Spread:Evidence from European Credit Derivatives Market*, Lappenranta University of Technology, Thesis.
- [13] M. Jaskowaki, M. McAleer (2011) *Estimation of Implied Recovery Rates.A Case Study of the CDS Spread Market*, Vienna University of Economics and Business.
- [14] R.A. Jarrow, D. Lando, S. Turnbull (1997) *A Markove Chain Model for the Term Structure of Credit Risk Spread*, Rev. Financ. Stud., *10,2*, 481-523.
- [15] CH. Kitwiwattanachai (2012) *The Stochastic Recovery Rate in CDS: Empirical Test and Model*, Working paper.
- [16] S. M. Iacus, L. Mercuri (2015) *Implementation of Levy CARMA Model in Yuima Package*, Computational Statistics, *30,4*, 1111-1141.
- [17] E. Schlemm, R. Stelzer (2012) *Quasi Maximum Likelihood Estimation for Strongly Mixing State Space Models and Multivariate Lévy-driven CARMA Processes*, Electron J stat, *6*, 2185-2234.
- [18] H. Tomasson (2015) *Some Computationall Aspects of Gaussian CARMA Modelling*, Journal stochastic computational, *25*, 375 -387.
- [19] Ph.D. Tuan (1997) *Estimation of Parameters of Continuous-time Gaussian Stationary Process with Rational Spectral Density Function.*, Biometrika, *64*, 385-399.
- [20] D. Wemanhove (2009) *Credit Default Swap Spread Model: Descriptive, Insight in the Determinants if CDS Spread*, University of Twente, Thesis.
- [21] S.M Iacus, N. Yoshida (2017) *Simulation and Inference for Stochastic Processes with YUIMA*, Springer, <https://cran.r-project.org/web/packages/yuima/index.html>.