

Linear and logarithmic time compositions of quantum many-body operators

F. Motzoi,¹ M. P. Kaicher,² and F. K. Wilhelm²

¹*Department of Physics and Astronomy, 8000 Aarhus, Denmark*

²*Theoretical Physics, Saarland University, 66123 Saarbrücken, Germany*

We develop a generalized framework for constructing many-body-interaction operations either in linear time, or in logarithmic time with a linear number of ancilla qubits. Exact gate decompositions are given in particular for Pauli strings, many-control Toffoli gates, number- and parity-conserving interactions, Unitary Coupled Cluster operations, and sparse matrix generators. We provide a linear time protocol that works by creating a superposition of exponentially many different possible operator strings and then uses dynamical decoupling methodology to undo all the unwanted terms. A logarithmic time protocol overcomes the speed limit of the first by using ancilla registers to condition evolution to the support of the desired many-body interaction before using parallel chaining operations to expand the string length. The two techniques improve substantially on current strategies (reductions in time and space can range from linear to exponential), are applicable to different physical interaction mechanisms such as CNOT, XX , and $XX+YY$, and generalize to a wide range of many-body operators.

I. INTRODUCTION

Generating multi-body entanglement is the hallmark of most quantum information technologies. Such technologies promise to harness entanglement across multiple quantum registers to enable potentially significant improvements in speed or precision compared to their classical counterparts. Yet much of the difficulty in the control of quantum systems lies in the constraint that entanglement naturally arises on a local scale while scaling improvements occur as a result of wave functions spread over much larger spaces.

Quantum circuits generating entanglement across n qubits in linear or sub-linear time (circuit depth) in n have been the subject of many studies, with direct use as subroutines in quantum algorithms for factoring [1, 2], simulation [3–15], unstructured search [16, 17], error-correction [18], and solutions to systems of differential equations [4, 11, 19, 20]. Much progress has been made for constructing many-body operations, with the most success coming from either finding architectures where commuting two-qubit interactions could be executed simultaneously on overlapping Hilbert spaces, or via cases where a particular many-body gate with known or suspected sublinear implementation can be used to synthesize other many-body circuits. The former has been used for so-called *collective* Pauli operations on qubits in ion chains [21–23], while the workhorse for the latter has been the *fanout* operation [24, 25], which has successfully lead to $O(\log(n))$ depth quantum circuits for various flavours of quantum adders [26–28], with related arithmetic operations [1, 29].

Other many-body interactions have also been synthesized to mixed success. The ubiquitous many-control CNOT has found general linear-depth implementations, though with a relatively large prefactor [30–32]. Another commonly used gate is defined in terms of the rotation between two arbitrary multi-qubit states, for use in sparse matrix generation [4, 11, 20, 33], or, equivalently, pairwise inversion of opposing spins in Unitary Coupled

Cluster (UCC) theory [34–38]. Here, suggested implementations have typically involved (based on intended application) either a linear ancilla memory operated on with multi-control rotations [11, 20], or Trotter decomposition of the dynamics into (exponentially many) Pauli-string factors but with no ancillas.

In this work, we provide a generic formalism for how to directly compose a wide class of such many-body entangling operations (generated each by an equivalent Hermitian many-body operator \bar{H}) via two-(or few-)local interactions, and for which the above discussed protocols and algorithms form important examples of its application. We aim to minimize two standard figures of merit of the generic circuit, namely its *depth*, defined as the number of layers of gates acting simultaneously on disjoint sets of qubits, and its *width*, defined as the total number of qubits acted on by the circuit [39]. We find a width-optimized general algorithm, which we label the *decoupling protocol*, to compose \bar{H} with zero or constant memory overhead and depth limited to linear n scaling. Moreover, we demonstrate a depth-optimized algorithm for simulating \bar{H} , the *selection protocol*, which has logarithmic depth and requires at most linear memory overhead. We demonstrate the formalism towards a linear to exponential speed-up of the aforementioned examples, given in our notation by equivalent Hamiltonians

$$\bar{H} = \begin{cases} \prod_{i=1}^n X_i & \text{(n-qubit Pauli strings)} \\ (\prod_{i=1}^n P_i) X_{n+1} & \text{(n-controlled X gate)} \\ \prod_{i=1}^{n/2} (\sigma_{2i-1}^+ \sigma_{2i}^- + h.c.) & \text{(number/parity convs.)} \\ (\prod_{i=1}^n \sigma_i^+) + h.c. & \text{(UCC-type operators,} \\ & \text{sparse matrix generators),} \end{cases}$$

where X_i, Y_i and Z_i are Pauli operators acting on qubit i , $\sigma_j^\pm = (X_j \mp iY_j)/2$ and projector $P_i = |1\rangle\langle 1|_i$. The unitary circuit generated by the many-body composed dynamics can then be written succinctly via the notation

$$[\bar{H}]^\alpha \equiv \exp(-i\alpha\bar{H}), \quad (1)$$

with α the rotation angle.

In order to identify the type of Hamiltonians we can compose, we first introduce notation and conventions. For simplicity, we disregard local unitary transformations between operators of the same rank. Let $\mathcal{H} = \mathcal{H}_1 \otimes \mathcal{H}_2 \otimes \cdots \otimes \mathcal{H}_n$ denote a separable Hilbert space. Then $R_i = \mathbb{1}^{\otimes(i-1)} \otimes R \otimes \mathbb{1}^{\otimes(n-i)}$, where $\mathbb{1}_j$ denotes the identity on \mathcal{H}_j and $R (\neq \mathbb{1})$ is a 2×2 -Hermitian matrix for qubits (or $d \times d$ for qudits). We use the convention $\text{rank}(R_i) \equiv \text{rank}(R)$, thereby ignoring contributions from identities $\bigotimes_{j \neq i} \mathbb{1}_j$ on other sub-Hilbert spaces. We can write a higher-rank R_i as the tensor sum $R = V(S \oplus S^\perp)V^\dagger$, where V is any local unitary transformation (i.e. S^\perp lies in the kernel of S). It is by chaining together the lower-rank S_i factors that we will be able to construct our many-body dynamics \bar{H} .

II. DECOUPLING PROTOCOL

Our main tool is a unitary (two- or few-body) operator $U_{j-1,j}$ which will be used to iteratively increase in length a string of Hermitian operators $S_1 S_2 \cdots S_j$ acting on the system. However recall that generally S_j will not be full rank, and so $U_{j-1,j}$ will invariably have to also act outside the support of S . Thus, our protocol will have to execute the desired system dynamics (given by \bar{H}) while leaving the rest of the Hilbert space (namely the kernels of S_j) intact. A condition to using the protocol is that a $U_{i,j}$ can be found such that

$$U_{i,j}^\dagger R_i U_{i,j} = S_i R_j + S_i^\perp + S_i R_j^\perp, \quad (2)$$

thereby incrementing the length of a string of non-identity Hermitian operators by one when acting on R_i . Then, successively applying Eq. (2), one can show that the following sum of operator strings of increasing string length can be composed

$$\begin{aligned} \hat{H} &= \left(\prod_{j=n}^1 U_{j,j+1}^\dagger \right) R_1 \left(\prod_{j=1}^n U_{j,j+1} \right) \\ &= \left(\prod_{i=1}^n S_i \right) R_{n+1} + \sum_{m=1}^n \left(\prod_{i=1}^{m-1} S_i \right) (S_m R_{m+1}^\perp + S_m^\perp) \\ &\equiv \bar{H} + \Sigma_{\text{res}}, \end{aligned} \quad (3)$$

as shown in Fig. 1, where $\bar{H} = (\prod_{i=1}^n S_i) R_{n+1}$. Therefore, composing \bar{H} from two-body operators $U_{i,j}$ usually creates unwanted remainder terms Σ_{res} . However, the remainder terms commute with \bar{H} , while also acting as the identity on the support of R_{n+1} . Thus, we can find a one-body unitary transformation M_{n+1} such that it imparts an opposite phase to R_{n+1} (and thus \bar{H}), but does not change Σ_{res} [40]. The requisite dynamics can then be recovered using the decoupling sequence (cf. Fig. 2)

$$[\bar{H}]^{2\alpha} = [\hat{H}]^\alpha M_{n+1}^\dagger [\hat{H}]^{-\alpha} M_{n+1}. \quad (4)$$

Here, to construct an effective Hamiltonian \bar{H} of string-length $n+1$, a total of $4n$ unitary operators $U_{i,j}$ are needed. Note that if R is full rank, Eq. (2) reduces to $U_{i,j}^\dagger R_i U_{i,j} = R_i R_j$ and only half as many operators are used, since decoupling is not required.

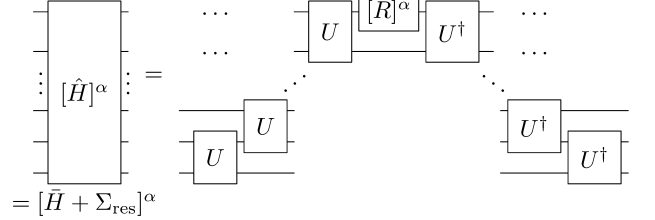


FIG. 1: Generating the unitary dynamics $[\hat{H}]^\alpha = [\bar{H} + \Sigma_{\text{res}}]^\alpha$ of Eq. (3) using one single-body and $2n$ $U_{j-1,j}$ operators.

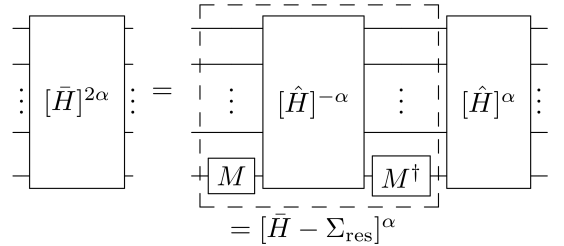


FIG. 2: Gate sequence for realizing the decoupling protocol given in Eq. (4) using $4n$ $U_{j-1,j}$ operators.

III. SELECTION PROTOCOL

We now present a composition scheme that can further decrease the required circuit depth for n -body operators from a $\mathcal{O}(n)$ to a $\mathcal{O}(\log(n))$ scaling, at the cost of $n-1$ ancillas (cf. Figs. 3 and 4). Without loss of generality we set $n = 2^m$ where $m \in \mathbb{N}$ and introduce two sets of qubit indices, namely register qubits $q_{\text{reg}} = \{1, 2, \dots, n+1\}$ containing the qubits of the desired string and ancilla qubits $q_{\text{anc}} = \{n+2, 2, \dots, 2n\}$, where the latter are all initialized to the $|0\rangle$ state.

Moreover, we introduce Toffoli-type unitary operators $C_{i,j} X_k$, whereby a NOT is applied to qubit k conditioned on the state of qubits i, j which can either be register or ancilla qubits. The operation can be written mathematically as e.g. $C_{i,j} X_k = [S_i S_j X_k]^{\pi/2}$. For $i, j \in q_{\text{reg}}$, $C_{i,j}$ essentially conditions on being in the support of both S_i and S_j . If $i, j \in q_{\text{anc}}$, the operation is a standard Toffoli (or simply letting projector $S_i = |1\rangle\langle 1|_i$). Note that if n is not a power of 2, some $C_{i,j} X_k$ operations can have both register and ancilla qubits as controls. We define as

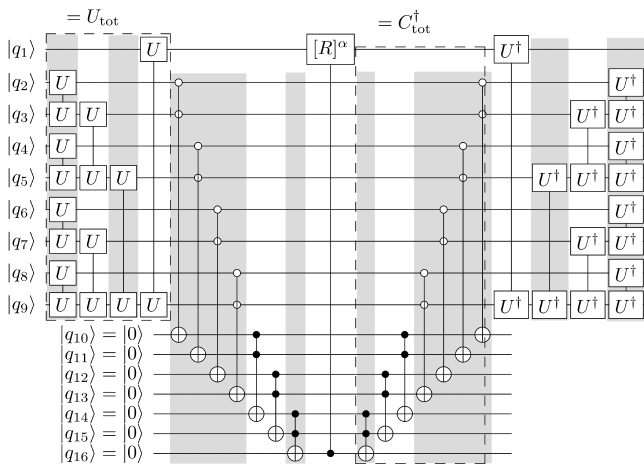


FIG. 3: Gate sequence to compose an operator string of length $n = 9$, to run in $\mathcal{O}(\log n)$ depth. Here, we assume that $1 < \text{rank}(S_i) < \text{rank}(S_i + S_i^\perp)$ for $i > 1$. Small empty circles are conditioning operators (projectors) on the support of S while solid circles are conventional Toffoli gates. The connected U are the entangling operations from Eq. (2). Since $R_1 \equiv S_1$ is only applied on the support of $S_2 \dots S_9$, \hat{H} (which is created by the $U_{i,j}$ tree structure) is also applied on the support of \bar{H} .

in Fig. 3 compound operations

$$C_{\text{tot}} \equiv \prod_{k=1}^{\log n} \left(\prod_{l=n-2^k+1}^{n-2^{k-1}} C_{2l+1, 2l} X_{n+l+1} \right), \quad (5)$$

$$U_{\text{tot}} \equiv \prod_{k=\log n}^1 \left(\prod_{l=1}^{n/2^k} U_{l2^k+1, (l-\frac{1}{2})2^k+1} \right) U_{1, n+1} \dots \quad (6)$$

For the boundary case $\text{rank}(S) = 1$, we set $U_{\text{tot}} = \mathbb{1}$, while if S full rank then $C_{\text{tot}} = \mathbb{1}$. All the operations in the brackets can be run parallel. The full selection protocol is given by the sequence

$$[\bar{H}]^\alpha = U_{\text{tot}}^\dagger C_{\text{tot}}^\dagger (C[R_1]^\alpha) C_{\text{tot}} U_{\text{tot}}, \quad (7)$$

see Fig. 4. The middle operator is defined as $C[R_1]^\alpha = [R_1]^\alpha$ if S full rank, and $[|1\rangle\langle 1|_{2n} R_1]^\alpha$ otherwise. The result of the sequence is that the many-body rotation is applied only on states that are supported by $R_1 S_2 \dots S_n$, while identity is applied otherwise. The selection protocol improves on generic parallelization algorithms by quadratically reducing the space requirements [24].

The following sections demonstrate how to apply the *decoupling* and *selection protocols* to well-known existing problems, to either take advantage of specific two-body interaction mechanisms, or to reduce the time and gate complexity of known implementations. Further details of the derivations are given in Appendix B.

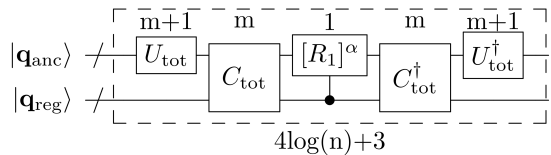


FIG. 4: Generalized version of Fig. (3), where all register (resp. ancillary) qubits \mathbf{q}_{reg} and \mathbf{q}_{anc} are compounded to one circuit line. All operations that can be run in parallel are synthesized to one box, with the number above it indicating how many non-commutative time steps are necessary for each box. For $n = 2^m$, a string of length $n + 1$ is composed in $\mathcal{O}(\log(n))$ depth.

IV. PAULI STRINGS

Well known formulas exist for forming strings of Pauli operators in linear time (e.g. [41, 42]), which we first reproduce using our formalism. Since Pauli operators are full rank, $\hat{H} = S_1 S_2 \dots S_j = \bar{H}$ and there is no need for decoupling. The optimal form of $U_{i,j}$ will depend on the architecture and its natural interaction. A standard entangling operation is via $U_{i,j} = \text{CNOT}_{ij}$ gates [41], which applied as in Fig. 1 produce a many-body operator (3) with $S_i = X_i$. However this interaction is neither natural for superconducting nor trapped ion qubits. A native gate for ion-trap designs is the Mølmer-Sørensen gate (MSG), where commuting $U_{i,j} = [X_i X_j]^{\frac{\pi}{4}}$ [21, 43] interactions can be applied simultaneously to all pairs of ions in the chain. We present a third composition with the same gate count as the CNOT and MSG circuits, designed for architectures with exchange gate interactions, $G_{i,j} = \frac{1}{2}(X_i X_j + Y_i Y_j)$. This is the fastest perfect entangler for most circuit-QED quantum processors [44, 45], as well as for quantum dot spins coupled by a cavity [46] and nuclear spins interacting via a two-dimensional electron gas [47]. Here, $U_{i,j} = [G_{i,j}]^{-\frac{\pi}{2}}$ is an iSWAP gate. Using Eq. (2) and $U_{i,j}^\dagger Y_i U_{i,j} = Z_i X_i$ allows us to construct a Pauli-string of length n using $2(n-1)$ iSWAPs. Since the Pauli operators are full rank, one can drastically reduce the depth of the circuit from $\mathcal{O}(n)$ to $\mathcal{O}(\log(n))$ by using Eq. (7), with $\prod_{i=1}^n S_i = U_{\text{tot}}^\dagger R_1 U_{\text{tot}}$, without needing any ancillary qubits.

Note further that instead of increasing the length of the string using $U_{i,j}$, one can also use the inverse operation to remove a qubit from the string, e.g. to form a disconnected string from a nearest neighbour architecture.

V. NUMBER- AND PARITY-CONSERVING STRINGS

We now turn to generating many-body operators that act conditionally only within the fixed excitation-number subspace. These are natural fit for a two-body, exchange gate interaction, $G_{i,j}^\pm = \sigma_i^\pm \sigma_j^\mp + \sigma_i^- \sigma_j^\pm$, which

has the same symmetry, noting also its rank is smaller than $\dim(\mathcal{H}_i \otimes \mathcal{H}_j)$. Defining $F_{i,j}^- = -i(\sigma_i^+ \sigma_j^- - \sigma_i^- \sigma_j^+)$, we desire strings of $R_{i,j} \in \{G_{i,j}, F_{i,j}\}$. We choose $U_{i,k,l} = [Z_i G_{k,l}]^{\frac{\pi}{4}}$ as the (now three-qubit) entangling operation, giving $U_{i,k,l}^\dagger G_{i,j} U_{i,k,l} = F_{i,j} G_{k,l} + G_{i,j} P_{\ker\{G_{k,l}\}}$, where $R_{k,l}^\perp = \frac{1}{2}(\mathbb{1} + Z_k Z_l)$. Following the steps in Eq. (3), one obtains

$$\hat{H} = \prod_{i=1}^{n/2} R_{2i-1,2i} + \sum_{i=1}^{n/2-1} \left(\prod_{j=1}^i R_{2j-1,2j} \right) R_{2i+1,2i+2}. \quad (8)$$

a many-body Hamiltonian that collectively excites and de-excites n qubits in a number-conserving way. By choosing $M_n = [Z_n]^{\frac{\pi}{2}}$ one can apply the decoupling sequence (4) to pick out one particular number-conserving string

$$[\bar{H}]^\alpha = \left[\prod_{i=1}^{n/2} R_{2i-1,2i} \right]^\alpha. \quad (9)$$

More generally, one may desire an entangler that conserves parity, without conserving number[13]. This can be achieved by applying local operations (X_i) to transform operators in the string from $G_{i,j}$ to $\sigma_i^+ \sigma_j^+ + \sigma_i^- \sigma_j^-$. As we detail in Appendix B, the whole sequence takes $2n - 4$ $U_{i,j,k}$ gates, or equivalently $6n - 10$ iSWAPs. Half as many are required if \hat{H} is used instead. Alternatively, the many-body dynamics can be generated with the selection protocol at the cost of $n - 1$ ancillas. For this, we can reuse $U_{i,j,k} = C_{i,j} X_k$ for $i, j \in q_{\text{reg}}$. This total sequence uses a total of $2n - 4$ entanglers $U_{i,k,l}$ and $n + 4$ Toffolis in a circuit depth of $4 \log(n) + 3$.

VI. MULTI-CONTROL CNOT GATES

$C_{1,\dots,n} X_{n+1}$ gates have widespread use in quantum and reversible computation, including for circuit distillation [48], unstructured search [16], factorization [1], error-correction [18], and linear equations system solvers [20]. For our constructions, let $U_{i,j,k} = [P_i X_j P_k]^{\frac{\pi}{2}}$ (a Toffoli gate with a relative phase [32], though a regular Toffoli can also be used) act on three qubits, recalling that $P_i = |1\rangle\langle 1|_i$. The chaining operation is given by $U_{i,j,k} Z_i Z_j U_{i,j,k}^\dagger = -P_i Z_j Z_k + P_i^\perp Z_j$, with $P_i^\perp = |0\rangle\langle 0|_i$. Repeated application of the chaining operation on $R_{1,2} = Z_1 Z_2$ following Eq. (3) (see Appendix B) gives

$$\hat{H}_n = (-1)^n \prod_{i=1}^n P_i Z_{n+1} Z_{n+2} - \sum_{j=1}^n (-1)^j \prod_{k=1}^{j-1} P_k P_j^\perp Z_{j+1}. \quad (10)$$

Choosing $M = [X]^{\frac{\pi}{2}}$, one can use the decoupling protocol (4) to obtain a multi-qubit-controlled rotation around

an arbitrary angle. For a phaseless multi-control CNOT gate, one can compose instead the sequence

$$C_{1,\dots,n} Z_{n+2} = [\hat{H}_n]^{\pi/2} M_{n+1}^\dagger [\hat{H}_{n-1}]^{-\pi/2} M_{n+1}, \quad (11)$$

using $4n - 2$ Toffolis, or equivalently $16n - 8$ CNOT gates. This cuts in half the size and depth of the longstanding construction proposed by [30–32].

A more drastic reduction results from the selection protocol, where $S_i = P_i$ and thus $\text{rank}(S) = 1$. Eq. (7) simplifies to

$$C_{2,\dots,n+1} X_1 = C_{\text{tot}}^\dagger (C_{n+1} X_1) C_{\text{tot}}, \quad (12)$$

resulting in an n -control CNOT gate using $2(n - 1)$ Toffoli gates and $2 \log(n)$ depth (cf. Fig. 4). This gives exponential parallelization compared to the $O(n)$ ancilla solution found in [32].

VII. UNITARY COUPLED CLUSTER

Another many-body operator which is frequently used (e.g. in quantum chemistry algorithms for computing energy landscapes), is an operator which transfers population between electronic orbitals (encoded in the qubits) while maintaining electron number and spin. More generally, when the operator couples arbitrary many-qubit states, it corresponds to a sparse matrix off-diagonal element [20]. It takes the form

$$\text{UCC}(m, n) \equiv \prod_{i=1}^m \sigma_i^+ \prod_{j=m+1}^{m+n} \sigma_j^- + h.c. \quad (13)$$

We have seen in the section on Pauli strings how to construct $R = \prod_{i=1}^{m+n} X_i$ using $2(m + n - 1)$ entanglers. Since $\prod_{i=1}^{m+n} X_i$ contains all 2^{m+n} combinations of products of σ^+ and σ^- , we use $U = [(\prod_{i=1}^m P_i)(\prod_{j=m+1}^n P_j^\perp) X_{n+m+1}]^{\frac{\pi}{2}}$, which we know how to construct from the previous section on multi-control CNOTs, computing $\hat{H} = U^\dagger R U$ to get

$$\begin{aligned} \hat{H} &= \prod_{i=1}^{m+n} X_i - \left(\prod_{i=1}^m \sigma_i^+ \prod_{j=m+1}^{m+n} \sigma_j^- + h.c. \right) \\ &+ i \left(\prod_{i=1}^m \sigma_i^+ \prod_{j=m+1}^{m+n} \sigma_j^- - h.c. \right) X_{m+n+1}. \end{aligned} \quad (14)$$

By setting $M = [Z_{m+n+1}]^{\frac{\pi}{2}}$ we can apply the decoupling protocol to construct the unitary dynamics of the $\text{UCC}(m, n)$ operator in a circuit with $m + n + 1$ qubits (q_{m+n+1} is an ancillary qubit) using $4(m + n - 1)$ iSWAPs and $4(m + n)$ (relative phase) Toffolis,

$$[\bar{H}]^{2\alpha} = [\hat{H}]^\alpha M^\dagger [\hat{H}]^{-\alpha} M = [\text{UCC}(m, n)]^{2\alpha}. \quad (15)$$

Conventional factorization of the $\text{UCC}(m, n)$ terms into Pauli strings scales exponentially as $\mathcal{O}(2^{m+n-1})$ in the

number of two-qubit gates cost whereas only $36(m+n) + \mathcal{O}(1)$ iSWAPs are required when using our decoupling protocol. Even further decrease in composition time is once again achieved if the Pauli string and multi-CNOT gates are produced using the selection protocol, down to a depth of $O(\log n)$.

VIII. ARCHITECTURAL CONSIDERATIONS

Clearly any time and space complexity advantages will be subject to limitations set by architecture. The presence of $O(n)$ ancillas (needed for the selection protocol) is actually fairly easy to include, as most architectures have ancillary electronic, motional or photon bus degrees of freedom. Despite much worse lifetimes typically found in these states, the (linear) tradeoff in error rate is more than made up by an exponential speedup in time and justifies their use for many-body gates, in particular when memory operations are expensive. Note previous generic $O(\log(n))$ circuit constructions require $O(n^2)$ space [24], which may make implementation impractical. The adjacency graph of bodies that couple to each other in the architecture will also greatly impact composition time. For many-body operators spanning much of the graph, the spanning tree depth will determine how many steps it will take to link distant qubits in the collective many-body operator (intermediary unneeded qubits can be removed in the subsequent step). Thus, we expect the circuit depth will scale as $O(\log(n))$ when the depth of the spanning tree is $O(\log(n))$, as in [49–55], and $O(\sqrt[n]{n})$ scaling for d -dimensional, nearest-neighbour architectures being expected [56–58].

IX. CONCLUSIONS

We have developed two protocols, the decoupling and selection compositions, to generate many-body operators in $O(n)$ time for zero or constant memory overhead, and $O(\log(n))$ time for $O(n)$ ancillas, respectively. The former enhances previous constant-overhead approaches, with improvement ranging for prominent examples from linear (factor of 2 for multi-control CNOTs) to exponential (UCC). Our construction to bring down further the runtime to $O(\log(n))$ depth also improves quadratically on the space requirements of previous generic methods. Our approach is generated directly from Hamiltonian dynamics, allowing straightforward incorporation of different coupling mechanisms and architectures.

Acknowledgments

This work was supported by the European union through ScaleQIT and by US ARL-CDQI program through cooperative agreement W911NF-15-2-0061. The authors wish to thank Pierre-Luc Dallaire-Demers, Nathan Wiebe and Ryan Babbush for helpful discussions.

Appendix A: Proof for decoupling protocol

Though the decoupling protocol could be applicable to a wide range of entangling operations, we will be looking at the specific case whereby a unitary operator $U_{i,j}$ acts on some Hermitian operator R_i via

$$U_{i,j}^\dagger R_i U_{i,j} = S_i R_j + S_i^\perp + S_i R_j^\perp, \quad (\text{A1})$$

stressing that the entangler's action is chosen such that it covers the example cases as well as the prerequisite of the selection protocol. We will now prove the result of the staircase circuit of Fig. 2 from the main text,

$$\begin{aligned} \hat{H}_n &= \left(\prod_{j=1}^n U_{j,j+1} \right)^\dagger R_1 \left(\prod_{j=1}^n U_{j,j+1} \right) \\ &= \left(\prod_{i=1}^n S_i \right) R_{n+1} + \sum_{m=1}^n \left(\prod_{i=1}^{m-1} S_i \right) (S_m R_{m+1}^\perp + S_m^\perp), \end{aligned} \quad (\text{A2})$$

where we set $\hat{H} = \hat{H}_n$ to clearly indicate that Eq. (A2) is the result after n entanglers in the staircase. We assume Eq. (A2) holds for some fixed $n \in \mathbb{N}$. Then, using Eq. (A1) gives

$$\begin{aligned} \hat{H}_{n+1} &= U_{n+1,n+2}^\dagger \hat{H}_n U_{n+1,n+2} \\ &= U_{n+1,n+2}^\dagger \left(\prod_{i=1}^n S_i \right) R_{n+1} U_{n+1,n+2} \\ &\quad + \sum_{m=1}^n \left(\prod_{i=1}^{m-1} S_i \right) (S_m R_{m+1}^\perp + S_m^\perp) \\ &= \left(\prod_{i=1}^n S_i \right) (S_{n+1} R_{n+2} + S_{n+1}^\perp + R_{n+1} R_{n+2}^\perp) \\ &\quad + \sum_{m=1}^n \left(\prod_{i=1}^{m-1} S_i \right) (S_m R_{m+1}^\perp + S_m^\perp) \\ &= \left(\prod_{i=1}^{n+1} S_i \right) R_{n+2} + \sum_{m=1}^{n+1} \left(\prod_{i=1}^{m-1} S_i \right) (S_m^\perp + S_m R_{m+1}^\perp), \end{aligned} \quad (\text{A3})$$

therefore, Eq. (A2) must hold for all $n \in \mathbb{N}$.

Appendix B: Gate derivations

In the following examples we will use the modified Euler identity

$$[A_i]^\alpha = P_{\ker\{A_i\}} + \cos(\alpha) P_{\text{supp}\{A_i\}} - i \sin(\alpha) A_i, \quad (\text{B1})$$

where A_i is a Hermitian operator that squares to the identity on its support, i.e. $A_i^2 = P_{\text{supp}\{A_i\}}$, and projector $P_{\text{ker}\{A_i\}}$ is the identity operator on the kernel of A_i . Moving to tensor products of such operators, e.g. S_i and B_j , we have

$$\begin{aligned} [S_i B_j]^\alpha R_i [S_i B_j]^{-\alpha} &= P_{\text{ker}\{B_j\}} R_i + P_{\text{supp}\{B_j\}} P_{\text{ker}\{S_i\}} R_i P_{\text{ker}\{S_i\}} + \cos(\alpha) P_{\text{supp}\{B_j\}} P_{\text{ker}\{S_i\}} R_i P_{\text{supp}\{S_i\}} \\ &\quad + \cos(\alpha) P_{\text{supp}\{B_j\}} P_{\text{supp}\{S_i\}} R_i P_{\text{ker}\{S_i\}} + \cos^2(\alpha) P_{\text{supp}\{B_j\}} P_{\text{supp}\{S_i\}} R_i P_{\text{supp}\{S_i\}} \\ &\quad + \sin^2(\alpha) P_{\text{supp}\{B_j\}} S_i R_i S_i + i \sin(\alpha) B_j (S_i R_i P_{\text{ker}\{S_i\}} - P_{\text{ker}\{S_i\}} R_i S_i) \\ &\quad - i \cos(\alpha) \sin(\alpha) B_j (S_i R_i P_{\text{supp}\{S_i\}} - P_{\text{supp}\{S_i\}} R_i S_i). \end{aligned} \quad (\text{B2})$$

1. Pauli string generation by XX gates

For Mølmer-Sørensen composition [21] we have $S_i = X_i$ and $B_j = X_j$ and since Pauli-operators have full rank, $P_{\text{supp}\{S_i\}} = \mathbb{1}_i$ and $P_{\text{supp}\{B_j\}} = \mathbb{1}_j$. Setting $R_i = Y_i$ and $\alpha = \pi/4$, Eq. (B2) reduces to

$$\begin{aligned} [S_i B_j]^{-\alpha} R_i [S_i B_j]^\alpha &= \cos^2(\alpha) R_i + \sin^2(\alpha) S_i R_i S_i \\ &\quad + i \cos(\alpha) \sin(\alpha) B_j [S_i, R_i], \end{aligned} \quad (\text{B3})$$

which, using the group properties of Pauli operators $[X, Y] = 2iZ$, gives

$$\begin{aligned} [X_i X_j]^{-\frac{\pi}{4}} Y_i [X_i X_j]^\frac{\pi}{4} &= \frac{1}{2} Y_i + \frac{1}{2} X_i Y_i X_i \\ &\quad + i \cos(\alpha) \sin(\alpha) (X_i Y_i - Y_i X_i) X_j \\ &= -Z_i X_j \end{aligned} \quad (\text{B4})$$

2. Pauli string generation by CNOT gates

For CNOT gates, one can increment the string length by one by sandwiching a single Pauli-Z operator in between two CNOTs [41],

$$\begin{aligned} \text{CNOT}_{i,j} Z_i \text{CNOT}_{i,j} &= (|0\rangle\langle 0|_i \mathbb{1}_j + |1\rangle\langle 1|_i X_j) Z_i \\ &\quad \times (|0\rangle\langle 0|_i \mathbb{1}_j + |1\rangle\langle 1|_i X_j) \\ &= (|0\rangle\langle 0|_i Z_j - |1\rangle\langle 1|_i Z_j) \\ &= Z_1 Z_2. \end{aligned} \quad (\text{B5})$$

3. Pauli string generation by iSWAP gates

We now consider the flip-flop interaction as the generator, where $U_{i,k} = [\sigma_i^+ \sigma_j^- + \sigma_i^- \sigma_j^+]^\alpha$. For an iSWAP operation we have $\alpha = \pi/2$, and if acting on $R_i = X_i$ we get

$$\begin{aligned} \text{iSWAP}_{i,j}^\dagger Y_i \text{iSWAP}_{i,j} &= \frac{1}{4} (\mathbb{1} + Z_i Z_j + i X_i X_j + i Y_i Y_j) Y_i \\ &\quad \times (\mathbb{1} + Z_i Z_j - i X_i X_j - i Y_i Y_j) \\ &= -Z_i X_j. \end{aligned} \quad (\text{B6})$$

4. Number conserving strings by iSWAP gates

For composing number-conserving strings we have $U_{i,k,l} = [Z_i G_{kl}]^\frac{\pi}{4}$, with $G_{i,j} = \sigma_i^+ \sigma_j^- + \sigma_i^- \sigma_j^+$, $F_{i,j} = -i(\sigma_i^+ \sigma_j^- - \sigma_i^- \sigma_j^+)$, $P_{\text{ker}\{G_{k,l}\}} = \frac{1}{2}(\mathbb{1} + Z_k Z_l)$ and $P_{\text{supp}\{G_{k,l}\}} = \frac{1}{2}(\mathbb{1} - Z_k Z_l)$. Applying Eq. (B2) with $S = Z_i, B = G_{k,l}$ and $R = G_{i,j}$ we get

$$\begin{aligned} [Z_i G_{kl}]^{-\frac{\pi}{4}} G_{i,j} [Z_i G_{kl}]^\frac{\pi}{4} &= G_{i,j} P_{\text{ker}\{G_{k,l}\}} + \frac{1}{2} G_{i,j} P_{\text{supp}\{G_{k,l}\}} \\ &\quad + \frac{1}{2} Z_i G_{i,j} Z_i P_{\text{supp}\{G_{k,l}\}} \\ &\quad + i \frac{1}{2} (Z_i G_{i,j} - G_{i,j} Z_i) G_{k,l} \\ &= G_{i,j} P_{\text{ker}\{G_{k,l}\}} + F_{i,j} G_{k,l}, \end{aligned} \quad (\text{B7})$$

since $Z_i G_{i,j} = -i F_{i,j}$. One can similarly show that $U_{i,k,l} F_{i,j} U_{i,k,l}^\dagger = F_{i,j} P_{G_{k,l}^\dagger} + G_{i,j} G_{k,l}$. The generator $Z_i G_{k,l}$ can be obtained from iSWAPs through $[F_{i,l}]^{-\pi/2} [G_{i,k}]^\alpha [F_{i,l}]^{\pi/2} = [Z_i G_{k,l}]^\alpha$.

For simplicity, we let n be even. We have

$$U_{1,3,4}^\dagger G_{1,2} U_{1,3,4} = F_{1,2} G_{3,4} + G_{1,2} P_{\text{ker}\{G_{3,4}\}}. \quad (\text{B8})$$

Note that $P_{\text{ker}\{G_{3,4}\}}$ commutes with the next entangler of the staircase circuit of Fig. 2 in the main letter, yielding

$$\begin{aligned} U_{3,5,6}^\dagger U_{1,3,4}^\dagger G_{1,2} U_{1,3,4} U_{3,5,6} &= F_{1,2} F_{3,4} G_{5,6} + G_{1,2} P_{\text{ker}\{G_{3,4}\}} \\ &\quad + F_{1,2} G_{3,4} P_{\text{ker}\{G_{5,6}\}}. \end{aligned} \quad (\text{B9})$$

Clearly, we after the $n/2$ -th entangler we get

$$\begin{aligned} \hat{H}_{\frac{n}{2}} &= \left(\prod_{i=1}^{n/2} U_{2i,2i+1,2i+2} \right)^\dagger G_{1,2} \left(\prod_{i=1}^{n/2} U_{2i,2i+1,2i+2} \right) \\ &= G_{1,2} P_{\text{ker}\{G_{3,4}\}} + \left(\prod_{m=1}^{n/2-1} F_{2m-1,2m} \right) G_{n-1,n} \\ &\quad + \sum_{m=1}^{n/2-2} \left(\prod_{k=1}^m F_{2k-1,2k} \right) G_{2m+1,2m+2} P_{\text{ker}\{G_{2m+3,2m+4}\}} \end{aligned} \quad (\text{B10})$$

The proof for the above equation is analogue to the one before, when we proved Eq. (3). In terms of our more loose notation where local unitary transformations are ignored, Eq. (B8) is equivalent to $U_{i,k,l}R_{i,j}U_{i,k,l}^\dagger = R_{i,j}R_{k,l} + R_{i,j}R_{k,l}^\perp$ while Eq. (B10) may be written as

$$\hat{H}_{\frac{n}{2}} = \prod_{i=1}^{n/2} R_{2i-1,2i} + \sum_{i=1}^{n/2-1} \left(\prod_{j=1}^i R_{2j-1,2j} \right) R_{2i+1,2i+2}^\perp. \quad (\text{B11})$$

5. Multi-control NOT gates via Toffoli gates

For generating multi-control NOT gates, we have $U_{i,j,k} = [P_i X_j P_k] \frac{\pi}{2}$ with $P_i = |1\rangle\langle 1|_i$. Note that one can just as well use a regular Toffoli for $U_{i,j,k}$ though typically the construction uses more gates than its relative phase version [32]. Plugging into Eq. (B2), with $S = P_i X_j$, $B = P_k$ and $R = Z_i Z_j$ we obtain

$$\begin{aligned} U_{i,j,k}^\dagger Z_i Z_j U_{i,j,k} &= Z_i Z_j P_k^\perp + P_i^\perp Z_j P_k + P_i Z_j P_k \\ &= Z_i Z_j P_k^\perp + Z_j P_k \\ &= -P_i Z_j Z_k + P_i^\perp Z_j, \end{aligned}$$

where we used, that $P_{\text{supp}\{S\}} = P_i$, $P_{\text{ker}\{S\}} = P_i^\perp$, $P_{\text{supp}\{B\}} = P_k$, $P_{\text{ker}\{B\}} = P_k^\perp$, $P_{\text{supp}\{R\}} = \mathbb{1}$ and $P_{\text{ker}\{R\}} = 0$. Eq. (10) in the main text arises as follows: In the first iteration, we have

$$U_{1,2,3}^\dagger Z_1 Z_2 U_{1,2,3} = -P_1 Z_2 Z_3 + P_1^\perp Z_2. \quad (\text{B12})$$

Since $U_{2,3,4}$ commutes with $P_1^\perp Z_2$ we get

$$\begin{aligned} U_{2,3,4}^\dagger U_{1,2,3}^\dagger Z_1 Z_2 U_{1,2,3} U_{2,3,4} &= P_1^\perp Z_2 - U_{2,3,4}^\dagger P_1 Z_2 Z_3 U_{2,3,4} \\ &= P_1 P_2 Z_3 Z_4 - P_1 P_2^\perp Z_3 + P_1^\perp Z_2 \end{aligned}$$

in the next step. Assume that for a fixed $n \in \mathbb{N}$ the staircase circuit yields

$$\begin{aligned} \hat{H}_n &= \left(\prod_{j=1}^n U_{j,j+1,j+2} \right)^\dagger Z_1 Z_2 \left(\prod_{j=1}^n U_{j,j+1,j+2} \right) \\ &= (-1)^n \left(\prod_{i=1}^n P_i \right) Z_{n+1} Z_{n+2} \\ &\quad + \sum_{j=1}^n (-1)^{j+1} \left(\prod_{k=1}^{j-1} P_k \right) P_j^\perp Z_{j+1}. \quad (\text{B13}) \end{aligned}$$

Then, we use Eq. (B12) to compute the $n+1$ -th step,

$$\begin{aligned} \hat{H}_{n+1} &= U_{n+1,n+2,n+3}^\dagger \hat{H}_n U_{n+1,n+2,n+3} \\ &= (-1)^n \left(\prod_{i=1}^n P_i \right) (-P_{n+1} Z_{n+2} Z_{n+3} + P_{n+1}^\perp Z_{n+2}) \\ &\quad + \sum_{j=1}^n (-1)^{j+1} \left(\prod_{k=1}^{j-1} P_k \right) P_j^\perp Z_{j+1} \\ &= (-1)^{n+1} \left(\prod_{i=1}^{n+1} P_i \right) Z_{n+2} Z_{n+3} \\ &\quad + \sum_{j=1}^{n+1} (-1)^{j+1} \left(\prod_{k=1}^{j-1} P_k \right) P_j^\perp Z_{j+1}, \quad (\text{B14}) \end{aligned}$$

therefore Eq. (B13) holds for all $n \in \mathbb{N}$. At this point either the usual mirroring pulse can be used to decouple unwanted terms, or, as mentioned in the main text, a full rotation on the last qubit [31] (here, the qubit with the highest index) can be used to remove the unwanted phase and generate a phase-less multi-control Toffoli.

-
- [1] R. Cleve and J. Watrous, in *Foundations of Computer Science, 2000. Proceedings. 41st Annual Symposium on* (IEEE, 2000) pp. 526–536.
- [2] P. W. Shor, SIAM review **41**, 303 (1999).
- [3] S. Lloyd, Science **273**, 1073 (1996).
- [4] A. W. Harrow, A. Hassidim, and S. Lloyd, Physical review letters **103**, 150502 (2009).
- [5] A. Aspuru-Guzik, A. D. Dutoi, P. J. Love, and M. Head-Gordon, Science **309**, 1704 (2005).
- [6] R. Barends, L. Lamata, J. Kelly, L. García-Álvarez, A. Fowler, A. Megrant, E. Jeffrey, T. White, D. Sank, J. Mutus, *et al.*, Nature communications **6** (2015).
- [7] J. D. Whitfield, J. Biamonte, and A. Aspuru-Guzik, Molecular Physics **109**, 735 (2011).
- [8] I. Kassal, J. D. Whitfield, A. Perdomo-Ortiz, M.-H. Yung, and A. Aspuru-Guzik, Annual review of physical chemistry **62**, 185 (2011).
- [9] D. Wecker, B. Bauer, B. K. Clark, M. B. Hastings, and M. Troyer, Physical Review A **90**, 022305 (2014).
- [10] R. Babbush, P. J. Love, and A. Aspuru-Guzik, arXiv preprint arXiv:1311.3967 (2013).
- [11] N. Wiebe, D. W. Berry, P. Høyer, and B. C. Sanders, Journal of Physics A: Mathematical and Theoretical **44**, 445308 (2011).
- [12] A. Peruzzo, J. McClean, P. Shadbolt, M.-H. Yung, X.-Q. Zhou, P. J. Love, A. Aspuru-Guzik, and J. L. O’Brien, arXiv preprint arXiv:1304.3061 (2013).
- [13] P.-L. Dallaire-Demers and F. K. Wilhelm, Physical Review A **93**, 032303 (2016).
- [14] B. Toloui and P. J. Love, arXiv preprint arXiv:1312.2579 (2013).
- [15] R. Babbush, D. W. Berry, I. D. Kivlichan, A. Y. Wei, P. J. Love, and A. Aspuru-Guzik, New Journal of Physics **18**, 033032 (2016).

- [16] K. Mølmer, L. Isenhower, and M. Saffman, *Journal of Physics B: Atomic, Molecular and Optical Physics* **44**, 184016 (2011).
- [17] L. Page, S. Brin, R. Motwani, and T. Winograd, *The PageRank citation ranking: Bringing order to the web.*, Tech. Rep. (Stanford InfoLab, 1999).
- [18] D. Crow, R. Joynt, and M. Saffman, *Physical Review Letters* **117**, 130503 (2016).
- [19] D. W. Berry, *Journal of Physics A: Mathematical and Theoretical* **47**, 105301 (2014).
- [20] D. Aharonov and A. Ta-Shma, in *Proceedings of the thirty-fifth annual ACM symposium on Theory of computing* (ACM, 2003) pp. 20–29.
- [21] K. Mølmer and A. Sørensen, *Physical Review Letters* **82**, 1835 (1999).
- [22] R. Blatt, *Nature* **404**, 231 (2000).
- [23] T. Monz, P. Schindler, J. T. Barreiro, M. Chwalla, D. Nigg, W. A. Coish, M. Harlander, W. Hänsel, M. Hennrich, and R. Blatt, *Physical Review Letters* **106**, 130506 (2011).
- [24] C. Moore and M. Nilsson, *SIAM Journal on Computing* **31**, 799 (2001).
- [25] S. Fenner, F. Green, S. Homer, and Y. Zhang, in *International Symposium on Fundamentals of Computation Theory* (Springer, 2005) pp. 44–55.
- [26] Y. Takahashi and N. Kunihiro, *Quantum Information & Computation* **8**, 636 (2008).
- [27] P. Gossett, arXiv preprint quant-ph/9808061 (1998).
- [28] T. G. Draper, S. A. Kutin, E. M. Rains, and K. M. Svore, arXiv preprint quant-ph/0406142 (2004).
- [29] R. Van Meter and K. M. Itoh, *Physical Review A* **71**, 052320 (2005).
- [30] D. Maslov and G. W. Dueck, *Electronics Letters* **39**, 1790 (2003).
- [31] A. Barenco, C. H. Bennett, R. Cleve, D. P. DiVincenzo, N. Margolus, P. Shor, T. Sleator, J. A. Smolin, and H. Weinfurter, *Physical review A* **52**, 3457 (1995).
- [32] D. Maslov, *Physical Review A* **93**, 022311 (2016).
- [33] D. W. Berry, A. M. Childs, R. Cleve, R. Kothari, and R. D. Somma, in *Proceedings of the 46th Annual ACM Symposium on Theory of Computing* (ACM, 2014) pp. 283–292.
- [34] R. J. Bartlett and M. Musiał, *Reviews of Modern Physics* **79**, 291 (2007).
- [35] A. G. Taube and R. J. Bartlett, *International journal of quantum chemistry* **106**, 3393 (2006).
- [36] J. Romero, R. Babbush, J. R. McClean, C. Hempel, P. Love, and A. Aspuru-Guzik, arXiv preprint arXiv:1701.02691 (2017).
- [37] P. Pulay and H. Schaefer III, *Modern theoretical chemistry* **4**, 153 (1977).
- [38] M. R. Hoffmann and J. Simons, *The Journal of chemical physics* **88**, 993 (1988).
- [39] D. Bera, S. Fenner, F. Green, and S. Homer, *Quantum Information & Computation* **10**, 16 (2010).
- [40] A sufficient condition that such a transformation exists is that the eigenvalues $\{\lambda_{n+1}^{(i)}\}$ of r_{n+1} are symmetric, i.e. for each eigenvalue $\lambda_{n+1}^{(i)}$ there exists a corresponding eigenvalue $\lambda_{n+1}^{(j)}$ ($i \neq j$) such that $\lambda_{n+1}^{(i)} = -\lambda_{n+1}^{(j)}$.
- [41] M. A. Nielsen and I. Chuang, “Quantum computation and quantum information,” (2002).
- [42] J. Casanova, A. Mezzacapo, L. Lamata, and E. Solano, *Physical review letters* **108**, 190502 (2012).
- [43] A. Sørensen and K. Mølmer, *Physical Review A* **62**, 022311 (2000).
- [44] M. H. Goerz, F. Motzoi, K. B. Whaley, and C. P. Koch, arXiv:1606.08825 (2016).
- [45] J. Siewert, R. Fazio, G. M. Palma, and E. Sciacca, *Journal of Low Temperature Physics* **118**, 795 (2000).
- [46] A. Imamog, D. D. Awschalom, G. Burkard, D. P. DiVincenzo, D. Loss, M. Sherwin, A. Small, *et al.*, *Physical Review Letters* **83**, 4204 (1999).
- [47] D. Mozyrsky, V. Privman, and M. L. Glasser, *Physical review letters* **86**, 5112 (2001).
- [48] D. Maslov, G. W. Dueck, and D. M. Miller, *ACM Transactions on Design Automation of Electronic Systems (TODAES)* **12**, 42 (2007).
- [49] G. K. Brennen, D. Song, and C. J. Williams, *Physical Review A* **67**, 050302 (2003).
- [50] R. v. Meter and M. Oskin, *ACM Journal on Emerging Technologies in Computing Systems (JETC)* **2**, 31 (2006).
- [51] H. J. Kimble, *Nature* **453**, 1023 (2008).
- [52] J. Hall, M. Novotny, T. Neuhaus, and K. Michielsen, *Physics procedia* **68**, 56 (2015).
- [53] R. Van Meter, K. Nemoto, W. Munro, and K. M. Itoh, *ACM SIGARCH Computer Architecture News* **34**, 354 (2006).
- [54] S. Beigi, I. Chuang, M. Grassl, P. Shor, and B. Zeng, *Journal of Mathematical Physics* **52**, 022201 (2011).
- [55] D. D. Thaker, T. S. Methodi, A. W. Cross, I. L. Chuang, and F. T. Chong, in *ACM SIGARCH Computer Architecture News*, Vol. 34 (IEEE Computer Society, 2006) pp. 378–390.
- [56] B.-S. Choi and R. Van Meter, *ACM Journal on Emerging Technologies in Computing Systems (JETC)* **7**, 11 (2011).
- [57] B.-S. Choi and R. Van Meter, *ACM Journal on Emerging Technologies in Computing Systems (JETC)* **8**, 24 (2012).
- [58] M. Kaicher, F. Motzoi, and F. Wilhelm, in preparation.