

Lighting Two Candles With One Flame: An Unaided Human Identification Protocol With Security Beyond Conventional Limit [☆]

Nilesh Chakraborty*, Samrat Mondal

Department of Computer Science and Engineering

Indian Institute of Technology, Patna

Bihar - 801103, India

Abstract

Designing an efficient protocol for avoiding the threat of recording based attack in presence of a powerful eavesdropper remains a challenge for more than two decades. During authentication, the absence of any secure link between the prover and verifier makes things even more vulnerable as, after observing a threshold challenge-response pair, users' secret may easily get derived due to information leakage. Existing literatures only present new methodologies with ensuring superior aspects over previous ones, while ignoring the aspects on which their proposed schemes cope poorly. Unsurprisingly, most of them are far from satisfactory – either are found far from usable or lack of security features.

To overcome this issue, we first introduce the concept of “leakage control” which puts a bar on the natural information leakage rate and greatly helps in increasing both the usability and security standards. Not just prevention, but also, by introducing the threat detection strategy (based on the concept of *honeypot*), our scheme “lights two candles”. It not only eliminates the long terms security and usability conflict under the practical scenario, but along with threat detection from client side, it is capable of protecting the secret at the server side under the distributed framework, and thus, guaranteeing security beyond the conventional limit.

Keywords: Authentication, Password, Information leakage, Recording attack, Threat detection, Threat prevention, Usability.

1. Introduction

Password base authentication is one of the simplest form of authentication as it reduces the human effort to a great extent during the identity verification (Bonneau et al., 2012). Being usable, this factor of authentication has been challenged under different kind of threats over the times (Marechal, 2008) (Pinkas and Sander, 2002) (Kim et al., 2016) (Pan et al., 2016) (Halevi and Saxena, 2015) (Wang et al., 2016). Though most of these threats have been successfully handled (Wang and Wang, 2016) (Manulis et al., 2016) (Kontaxis et al., 2013), there are a few, particularly those which involve human intelligence factor, are continuously challenging researchers in developing some efficient algorithm to tackle the breaches. Recording attack is one such security threat (on client side) which has severe impact on the password based authentication (Yan et al., 2015).

Threat model: Let a genuine user and adversary be denoted by \mathcal{H} and \mathcal{A} , respectively. During registration, it is always assumed that \mathcal{H} successfully submits her login credentials to a remote machine

*Corresponding author

Email address: nilesh.pcs13@iitp.ac.in (Nilesh Chakraborty)

(identified as \mathcal{M}) in a private environment. At the time of authentication, \mathcal{H} sends her login information to \mathcal{M} by using a login terminal. Throughout an authentication session, with the help of some recording devices (e.g., conceal camera), \mathcal{A} may record the complete login information submitted by \mathcal{H} . Later, she may use that captured information to impersonate \mathcal{H} . This kind of threat is known as observation attack, more precisely recording attack, on the password based authentication. In this context, one important aspect is **number of observations** that \mathcal{A} can make, and based on this, the following two categories are suggested in (Sun et al., 2016).

- *Type 1*: Video captures the entire authentication process only once.
- *Type 2*: Video captures the entire authentication process more than once (denoted as r_{\max} times).

It is believed that while nature of the threat involving *Type 1* adversary is opportunistic, *Type 2* adversary engages herself in a planned attack (Wiese and Roth, 2015). Though nature of \mathcal{A} can really be either of these in practice, but some salient researches in this direction select value of r_{\max} no greater than 3 (Kim et al., 2010) (Schaub et al., 2013) (Tari et al., 2006) (Schaub et al., 2012) (Zakaria et al., 2011). These references will be particularly helpful during security analysis of our proposal.

Defense strategy: Defense to this threat model mainly relies on a basic principle of challenge (\mathcal{C}) response (\mathcal{R}) protocol. During login, \mathcal{M} sends \mathcal{C} (or a puzzle) to \mathcal{H} . Based on her original password (identified as \mathcal{P}), \mathcal{H} then derives \mathcal{R} with respect to \mathcal{C} . Thus, we may roughly present \mathcal{R} in the form of $f(\mathcal{P}, \mathcal{C})$. It is important to note here that generated \mathcal{C} by \mathcal{M} varies in each authentication session, because of which \mathcal{R} also changes. Therefore passive key entry (i.e., submitting \mathcal{R} instead of \mathcal{P}) by \mathcal{H} refrains \mathcal{A} to get the original password.

In this paper, we revisit the working principle of recording attack resilient passive key entry methods that do not require any secure auxiliary channel, and study their security aspects. There is no denial of the fact that no usage of auxiliary link mitigates the risk of different side channel attacks to a great extent (Čagalj et al., 2015). Also, it helps \mathcal{H} to login without being dependent on any additional hardware. But as \mathcal{C} is overtly communicated, therefore, due to information leakage (Yan et al., 2012), these methods cannot withstand the exposure of too many authentication sessions.

Motivations and Contributions: After performing an exhaustive literature survey, we have found that schemes that do not rely on a secure channel to address the considered threat model, end up being unusable for most of the users (Hopper and Blum, 2001) (Bai et al., 2008) (Zhao and Li, 2007) (Weinshall, 2006). This in turn justifies the proposed claim¹ by Yan et al. in (Yan et al., 2012).

Also, we have found that to address the password leakage from a compromised server (indicating to server side threat), recently proposed threshold password-only authentication schemes (Camenisch et al., 2015) (store password information over multiple servers, and thus no alliance of servers upto a certain threshold can learn anything about the secret) are inherently unable to cope with the recording based attack at the client side. Therefore, in order to address all the aforementioned security aspects, we have made the following major contributions in this paper.

- **Contribution 1:** We propose a “two passwords based protocol”, namely TPP – in which a second password is introduced as the “second line of defense”, that provides security against recording based attack. The usage of two passwords here not only increases the overall security at the client side, but also provides a distributed security framework to address the threat of password leakage from a compromised server.

¹To achieve both security and usability against considered threat model, a scheme must rely on a certain secure channel.

- **Contribution 2:** We introduce a novel idea of controlling the information leakage rate explicitly. Explicit control of information leakage helps in defeating \mathcal{A} for more number of authentication sessions.
- **Contribution 3:** We show that “second line of defense” not only prevents, but also detects the attackers’ activity to a certain extent to “light two candles with one flame”.
- **Contribution 4:** Along with the experimental survey, we also provide a theoretical analysis to measure the usability standard of the proposed approach. The usability study infers that proposed scheme significantly reduces the workload and ensures almost same usability standard as of the legacy password authentication.

Roadmap: The rest of the paper is organized as follows. Section 2 gives some basic information that will be helpful to understand the proposed idea. Along with the concept of leakage control and threat detection, Section 3 introduces the proposed methodology. Section 4 then deals with the storage mechanism of users’ password to fit into our proposal. A detailed security and usability analysis of the method is preformed then in Section 5 and Section 6, respectively. Followed by this, Section 7 presents a detailed comparative analysis of our scheme with the existing usable protocols in this direction. Finally, Section 8 concludes on outcome of our contribution.

2. Preliminaries

This section deals with some relevant information and ideas that will be helpful to understand the foundation of the proposed protocol. The discussion here will be directed through the following topics.

1. Target user.
2. Interaction between \mathcal{H} and \mathcal{M} .
3. Attack analysis and information leakage.
4. Basics behind the proposed thought.

2.1. Target user

Likewise existing state of arts in (Kwon et al., 2014) (Chakraborty and Mondal, 2014), the design of the proposed TPP protocol here is based on the colors. We mainly use 4 colors to materialize the proposed concept. However, as shown in (Kwon et al., 2014), for the color blind people (4.5% of the total population), all 4 utilized colors in our protocol can be replaced by 4 symbols (like black, white, strips and dots). Therefore, like legacy password, anybody can use our scheme, except the blind people.

2.2. Interaction between \mathcal{H} and \mathcal{M}

During registration, along with a username, \mathcal{H} selects two passwords. From a password space of all printable characters, the first password (\mathcal{P}_1) can be of any length (longer than a threshold value) decided by \mathcal{M} . According to our design, being of the length 4, the second password (\mathcal{P}_2) belongs to a password space of 64 characters containing $\{A, B, \dots, Z, a, b, \dots, z, 0, 1, \dots, 9, *, \#\}$. Both these passwords allow multiple occurrences of any character.

In TPP, during login, along with the username, \mathcal{H} transcribes \mathcal{P}_1 through the legacy user interface (UI) as shown in Figure 1.

Enter username	alice
Enter first password	*****

Figure 1: Legacy UI accepts username and \mathcal{P}_1

After providing the aforementioned information, \mathcal{H} indirectly inputs a secret bit from \mathcal{P}_2 by using the proposed login interface detailed in Section 3.3. In a nutshell, TPP integrates the legacy UI with the proposed idea in Section 3.3 for accepting \mathcal{H} ’s password information in two phases.

2.3. Attack analysis and information leakage

As discussed earlier, the core of any user authentication system that does not involve any auxiliary hidden link can be explained by a function of the form

$$f: \mathcal{P} \times \mathcal{C} \longrightarrow \mathcal{R} \quad (1)$$

The absence of the hidden link together with considered threat model implies that the value of \mathcal{C} in any phase of authentication will not just be shared between \mathcal{H} and \mathcal{M} , but be fully accessed by \mathcal{A} . Like any other authentication system, we assume that no physical occlusion of user input is involved so that \mathcal{R} is fully disclosed to everyone. Thus, having full access to both \mathcal{R} and \mathcal{C} , a powerful eavesdropper can derive a set of possible secrets containing the original \mathcal{P} . The attack principle can be realized in the form of the following function

$$g: \mathcal{R} \times \mathcal{C} \longrightarrow \mathcal{S} \quad (2)$$

where the set \mathcal{S} contains all possible \mathcal{H} 's secrets including the actual \mathcal{P} .

Let \mathcal{S}_i be the derived \mathcal{S} by \mathcal{A} after recording the i^{th} authentication session. As values of \mathcal{R} and \mathcal{C} vary in each session, consequently, \mathcal{S} also differs. Thus, for two different authentication sessions, i and j , derived \mathcal{S}_i and \mathcal{S}_j become different. Therefore from the recorded footages of these two authentication sessions, \mathcal{A} can perform an intersection between \mathcal{S}_i and \mathcal{S}_j to reduce the probable candidate elements.

Hence, the leaked information or information leakage after recording k^{th} (> 0) authentication session can be presented in the form of the following equation.

$$\text{Leaked Information} = \begin{cases} \mathcal{S}_k & \text{if } k = 1 \\ \bigcap_{k=1}^i \mathcal{S}_k & \text{if } k = 1, 2, \dots, i \end{cases} \quad (3)$$

Above equation suggests that leaked information after each authentication session shrinks the search space in favour of \mathcal{A} . Let the entropy (Ma et al., 2010) of \mathcal{P} be \mathcal{E} . We denote the entropy of information leakage, resulting in secret space shrinking in each session, as $\Delta\mathcal{E}$ (inevitably $\Delta\mathcal{E} > 0$). Therefore, after being used for $\lceil \mathcal{E}/\Delta\mathcal{E} \rceil$ authentication sessions, \mathcal{P} gets exposed to \mathcal{A} . Under this situation, after utilizing it for $\lceil \mathcal{E}/\Delta\mathcal{E} \rceil$ authentication sessions, \mathcal{H} needs to change her \mathcal{P} .

Note 1: Premature attack – It is important to note here that after recording multiple sessions, \mathcal{A} may derive a small list of probable secrets. In future, if \mathcal{A} does not get a chance to record any further authentication session, then also she may try to login by using those secrets one by one, and eventually discovers the actual \mathcal{P} . Though this is a serious concern, but remains unaddressed in the existing literatures.

2.4. Basics behind the proposed thought

Discussion from the previous section reveals few important facts which may help in increasing the session resiliency of a defense mechanism against the recording attack. To defeat \mathcal{A} for more number of sessions, \mathcal{M} may

- expand of the secret space to increase \mathcal{E} .
- minimize the leakage rate.
- make use of both.

To fulfil the first option, \mathcal{H} requires to remember more information. But due to limited capacity of human mind this is difficult to achieve. Therefore very little work follow this direction (Weinshall, 2006) (Weinshall and Kirkpatrick, 2004). Methods that satisfy second criterion, often make login process complex for \mathcal{H} (Hopper and Blum, 2001) (Asghar et al., 2010). Complex login procedure threats practicality of an

approach to be used by the common people. It is quite intuitive that third alternative, combining the first two options, will not be able to maintain any kind of balance between the usability and security aspects.

Our study reveals the fact that easy to use methodologies suffer from high information leakage rate (Kwon et al., 2014) (Roth et al., 2004). As a consequence, sometimes \mathcal{A} becomes able to recover the secret from a single session recording only. Thus, if leakage rate can be controlled then with the same usability standard, session resiliency of a scheme can be hiked. In this paper, we have tried to achieve this. Due to leakage control, let entropy of the saved information in each session be $\Delta\mathcal{T}$ (inevitably $\Delta\mathcal{E} > \Delta\mathcal{T}$ and $\Delta\mathcal{T} > 0$). Therefore, explicit control of information leakage improves the session resiliency as the following equation stands.

$$\left\lceil \frac{\mathcal{E}}{\Delta\mathcal{E} - \Delta\mathcal{T}} \right\rceil > \left\lceil \frac{\mathcal{E}}{\Delta\mathcal{E}} \right\rceil \quad (4)$$

Control over $\Delta\mathcal{T}$ helps in managing the shrinking rate of the secret space. Next, we define the *shrinking factor* which relates the number of recorded sessions to the likelihood of \mathcal{A} successfully authenticating herself.

Definition 1. *Shrinking factor* is the rate of secret space shrinking after \mathcal{A} records each authentication session.

If \mathcal{A} derives \mathcal{S}_i after recording i^{th} (≥ 2) authentication session then *shrinking factor* (sf) can be expressed as

$$sf = \frac{\left| \bigcap_{k=1}^{i-1} \mathcal{S}_k \right|}{\left| \bigcap_{k=1}^i \mathcal{S}_k \right|} \quad (5)$$

where $|\mathcal{S}|$ denotes cardinality of the set \mathcal{S} .

Addressing the premature attack: For addressing the issue mentioned in the *Note 1*, the following strategy to *distinguish between \mathcal{H} and \mathcal{A}* has been adopted.

- \mathcal{M} stores the leaked information in the database after successful login attempt by \mathcal{H} in an authentication session.
- In the immediate next session, \mathcal{M} will construct few groups by using those obtained leaked information from the previous session. The formed groups will be mutually exclusive while one of them will definitely contain the original \mathcal{P} .
- If submitted \mathcal{R} in this session corresponds to any other group except one, holding the original \mathcal{P} , then \mathcal{M} will detect that \mathcal{A} is trying to login by using the recording footage (leaked information) of the previous authentication session.
- On detecting this attack, \mathcal{M} acts according to the security policy set by the system administrator.

Detection strategy here is influenced by the concept of another threat detection mechanism, namely *honeypot* (false password) based authentication technique (Cohen, 2006) (ref. to appendix A), currently is being used in many domains (Catuogno et al., 2015).

3. Proposed methodology

As \mathcal{P}_1 is transcribed through a legacy UI, thus it does not require any further introduction. In this section, we mainly focus on how \mathcal{H} makes use of the second password (\mathcal{P}_2) to defeat \mathcal{A} from performing the recording attack. Contribution in this section unfolds in the following three phases.

- The first phase introduces *Basic Color Identification Protocol* (or BCIP) that (like any other method) leaks the information in an unrestricted way and provides no security for detecting the threat.
- The second phase presents few basic principles for controlling the leakage rate and gives a direction towards the threat detection.
- Lastly, on the basis of proposed principles, we have modified BCIP and shown that by restricting the leakage rate, the revised scheme is capable of detecting the security breach with enhanced session resiliency. The modified scheme has been named as *Improved Color Identification Protocol* or ICIP.

3.1. BCIP: Proposed strategy with convention

Processing the elements of visual interface: As mentioned earlier, in addition to two special symbols $*$ and $\#$, password space of \mathcal{P}_2 is comprising of all the alphabets (in both the cases) and the non-negative single digits from 0 to 9. To design the visual interface, \mathcal{M} assigns all these characters to a 8×8 grid by following a specific order (e.g., alphabets first in the alphabetical order, the digits thereafter and the symbols at last). A convenient order helps \mathcal{H} in locating her password character from the grid during login. As stated in Section 2.1, we have used 4 colors for coloring the grid in BCIP. The color assignment in BCIP is done by obeying the following rules

- Allotment of the colors follows no specific order.
- Each color appears on 16 different cells.
- Position of the colors changes in each round of an authentication session.

Mediums for communicating \mathcal{C} : During authentication, \mathcal{M} first sends \mathcal{C} to \mathcal{H} . Human only have five traditional senses to obtain a stimulus: sight, hearing, touch, smell and taste. As long as an application cannot encode an information by generating last two stimuli, therefore \mathcal{M} cannot make use of taste or smell to transfer any information. As a result, sight, hearing and touch remain as possible candidates. Here, we explore the visual channel to transfer \mathcal{C} overtly from \mathcal{M} to \mathcal{H} .

Interaction between \mathcal{H} and \mathcal{M} : After entering the first password (\mathcal{P}_1) information, \mathcal{M} sends an integer value (t) between 1 and 4 (length of \mathcal{P}_2) to \mathcal{H} , by means of a visual signal. Starting from the first index, \mathcal{H} then retrieves the character placed at t^{th} index position of \mathcal{P}_2 . Let the obtained character be denoted by η ($\in \mathcal{P}_2$). A reference to η is then used to generate \mathcal{R} in each round of that authentication session.

At each round, \mathcal{M} randomly shuffles the allotments of the colors on the grid. To pass an authentication round, \mathcal{H} needs to identify the color appeared at the grid's cell containing η . Let the identified color be $\eta^{\mathcal{C}}$. Login interface of BCIP contains 4 different color buttons which are used as the mode of \mathcal{H} 's interaction with the system. Each color button holds one of those 4 colors that has been used to color the grid. \mathcal{H} then presses $\eta^{\mathcal{C}}$ button to make \mathcal{M} understand the identified color by her.

Login example: Let the chosen \mathcal{P}_2 by \mathcal{H} be *S7Ay*. We also assume that – like the 6 digit PIN entry method in (Florêncio et al., 2007), each authentication session in BCIP is comprising of 6 login rounds. Without loss of generality, if \mathcal{H} receives 3 as \mathcal{C} , then the selected password character by her would be *A*. Thereafter in each subsequent round of that session, \mathcal{H} will submit that color which will appear on the alphabet *A* on the grid. Figure 2 shows an instance of the login procedure in a session for the password character *A*. We have used *green*, *orange*, *red* and *yellow* as 4 different colors to design BCIP.

Attack procedure and information Leakage in BCIP: From the recorded video, \mathcal{A} first looks at the color button pressed by \mathcal{H} in each authentication round. Thereafter, \mathcal{A} finds all those characters from the grid which are of the same color as of that color button. Hence, the response of \mathcal{H} from the first round

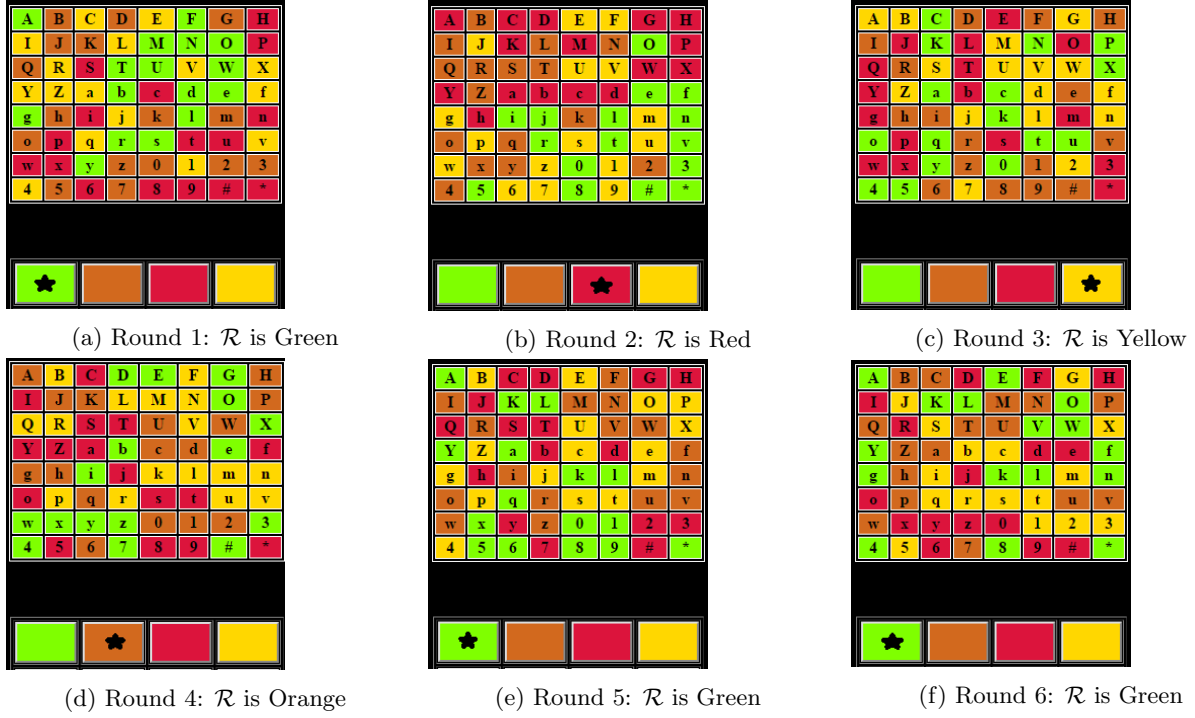


Figure 2: **Login example in BCIP:** Above figure shows color responses by \mathcal{H} for the password character “A” in each round of the authentication session. The color button hit by \mathcal{H} in each round is marked by a “*” symbol.

confuses \mathcal{A} among 16 possibilities. For the login example shown in Figure 2, leaked information after the first round produces \mathcal{S}_{r1} containing $\{A, F, M, N, O, T, U, W, b, d, e, g, l, r, s, y\}$. Below we have shown the leaked information at the end of each round for the specific authentication session, illustrated in Figure 2.

- *First round:* Leaked information $\mathcal{S}_{r1} = \{A, F, M, N, O, T, U, W, b, d, e, g, l, r, s, y\}$.
- *Second round:* $\mathcal{S}_{r2} = \{A, C, D, G, H, K, M, P, W, X, Y, a, b, c, d, h\}$. Leaked information $\mathcal{S}_{r1} \cap \mathcal{S}_{r2} = \{A, M, W, b, d\}$.
- *Third round:* $\mathcal{S}_{r3} = \{A, B, G, M, S, U, V, W, Z, d, f, l, j, n, 2, 7\}$. Leaked information $\mathcal{S}_{r1} \cap \mathcal{S}_{r2} \cap \mathcal{S}_{r3} = \{A, M, W, d\}$.
- *Fourth round:* $\mathcal{S}_{r4} = \{A, H, J, K, P, U, W, c, d, g, h, q, 0, 1, 2, 6\}$. Leaked information $\mathcal{S}_{r1} \cap \mathcal{S}_{r2} \cap \mathcal{S}_{r3} \cap \mathcal{S}_{r4} = \{A, W, d\}$.
- *Fifth round:* $\mathcal{S}_{r5} = \{A, K, L, Y, a, k, l, q, x, 0, 1, 5, 6, 8, 9, *\}$. Leaked information $\mathcal{S}_{r1} \cap \mathcal{S}_{r2} \cap \mathcal{S}_{r3} \cap \mathcal{S}_{r4} \cap \mathcal{S}_{r5} = \{A\}$.

Though very simple to use, but above example shows that BCIP cannot even withstand the exposure of a single authentication session.

All the password characters in \mathcal{P}_2 are independent of each other and \mathcal{H} only uses a single bit from \mathcal{P}_2 to pass through the BCIP. Thus, along with estimating the leakage rate in BCIP, next we will analyze the security provided by a single password character against the recording attack.

Estimating the leakage rate: We state that after analyzing an authentication round, if \mathcal{A} is confused among m (> 1) possibilities then the next round has probability $1 - P_{\text{Disclosure}}$ of containing enough information to guard the secret of being leaked. Here $P_{\text{Disclosure}}$ is the probability associated with: in a round, none (inevitably except the original password character) of the $m-1$ probable elements from the previous round gets the same color as of the original password character. $P_{\text{Disclosure}}$ can be formalized by using the following equation.

$$P_{\text{Disclosure}} = \prod_{k=1}^{m-1} \frac{(64 - k) - (m - 1)}{64 - k} \quad (6)$$

It is quite obvious that after recording the 1st round, \mathcal{A} derives m (here 16) probable elements. This implies that in the next round, the color of the original password character must appear on at least one of the remaining 15 characters from the first round to obfuscate \mathcal{A} . This yields the value of $P_{\text{Disclosure}}$ as 0.007. Therefore, at the end of second round, without any leakage control mechanism, BCIP can guard the password character of \mathcal{H} with the probability 0.993. But as the value of m goes low down the propagation of each login round, hence, after recording a complete session, chances of revealing the actual password character becomes significantly high.

Simulating the strength of BCIP against recording attack: Figure 3 shows the effect of information leakage on BCIP while experimented for a hundred authentication sessions. We found that in 92% of scenarios, BCIP cannot even protect the secret for a single authentication session. For rest of the cases, the secret has been protected for two authentication sessions only.

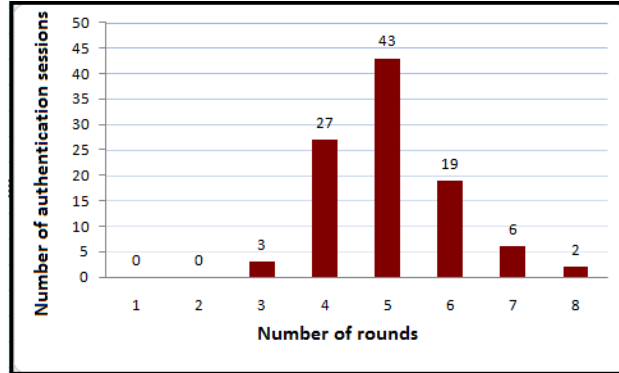


Figure 3: On an observation of 100 authentication sessions, above figure shows session resiliency of BCIP under the recording attack.

Discussion 1: Pitfalls of BCIP– Proposed BCIP works on a simple idea of color identification to authenticate a genuine \mathcal{H} . Though the scheme is easy to use, but it is too weak to handle the recording attack. It is also obvious that from the submitted \mathcal{R} , BCIP cannot distinguish between a genuine user and the eavesdropper.

3.2. Basic Principles For Leakage Control And Threat Detection

For the leakage control and threat detection, \mathcal{M} adopts the following strategy.

- Sets the value of *shrinking factor* as sf (> 1).
- From the valid \mathcal{R} in the first authentication session, \mathcal{M} builds an initial group of \mathcal{X} elements to confuse \mathcal{A} among \mathcal{X} probable candidates.
- From the **next session onwards**, \mathcal{M} does the following.

- Determines the cardinality of each subgroup as $\mathcal{Y} = \mathcal{X}/sf$.
- Builds $\lceil \mathcal{X}/\mathcal{Y} \rceil$ subgroups from those \mathcal{X} elements of the previous session in such a manner so that generated subgroups are mutually exclusive.
- Assigns a unique key (here color) to each subgroup in each round of the authentication session.
- Selects the subgroup containing the original password character, only after \mathcal{H} successfully passes all the authentication rounds.
- In the database, replaces the group of \mathcal{X} elements (obtained from the previous session) by the elements of the selected subgroup.
- Updates the value of \mathcal{X} as: $\mathcal{X} \leftarrow \mathcal{Y}$.

Leakage control and threat detection: From the first session, let \mathcal{M} groups \mathcal{X} (> 1) elements in such a manner so that each element from that group appears as a probable secret to \mathcal{A} . Therefore, after recording the first session, \mathcal{X} elements create an illusion in \mathcal{A} 's mind. As recording attack threats security of a system only after \mathcal{A} records atleast one authentication session, thus any threat detection strategy would not be able to differentiate between the submitted \mathcal{R} by \mathcal{H} and \mathcal{A} in the first authentication session.

From the recorded footage of the first session, \mathcal{A} remains confused among \mathcal{X} elements. Now, with the goal of minimizing the probable secret space, \mathcal{A} can proceed for the recording attack in the second session. To resist \mathcal{A} in this session, \mathcal{M} does the following trick. From the \mathcal{X} elements in the first session, \mathcal{M} creates few subgroups of cardinality $\mathcal{Y} = \mathcal{X}/sf$. During assignment of a key (e.g., color) to each subgroup, \mathcal{M} takes care of the following principles.

- Each subgroup must get a unique key.
- Because of the key, generated \mathcal{R} must be unique with reference to the each subgroup.

Such an assignment of keys plays a dual role to resist and detect the recording attack.

Leakage control and threat prevention: Let the cardinality of each subgroup in a session be \mathcal{Y} (> 1). From the recorded footage of the previous session, \mathcal{A} will certainly be able to identify each subgroup. But deterministically, she would not be able to spot that subgroup containing the original password character. Now each subgroup holds a different key, which also makes an impact on \mathcal{R} . Therefore, after recording \mathcal{R} by the genuine \mathcal{H} , though \mathcal{A} can identify the proper subgroup holding the original password character, but remains confused among the \mathcal{Y} probable candidates belonging to that subgroup. Thus, grouping of objects successfully controls the information leakage rate to defeat \mathcal{A} for more number of authentication sessions.

Threat detection: After recording a session, if \mathcal{A} tries to login in the next session then her first task would be to identify each subgroup made of those \mathcal{X} elements from the previously recorded session. Identifying the subgroups would not reveal any clue about the original password character and hence, each subgroup will seem to be equally likely to \mathcal{A} . Let the number of subgroups be \mathbb{G}^n (> 1). This obfuscates \mathcal{A} among \mathbb{G}^n possibilities. Due to the key assignment property, each subgroup generates a unique sequence of responses. Therefore from the submitted \mathcal{R} , \mathcal{M} will be able to identify the intended subgroup. As a result, if \mathcal{A} chooses a wrong subgroup (not containing the original password character) and gives her responses accordingly, then \mathcal{M} can detect the threat with the probability $(\mathbb{G}^n - 1)/\mathbb{G}^n$. After detecting the \mathcal{A} 's activity, \mathcal{M} may block that account depending on the security policy.

Discussion 2: Formalizing the threat detection and leakage control– With the change in value of \mathcal{X} (updated as $\mathcal{X} \leftarrow \mathcal{X}/sf$ in each session), \mathcal{M} follows the same strategy for leakage control and threat detection in the subsequent sessions. \mathcal{A} gets the original password character only after recording a session where each subgroup holds a single element. This can be formalized as; grouping of possible response elements can resist and detect the attack for $1 + \lceil \log_{sf}^{\text{init}(\mathcal{X})} \rceil$ and $\lceil \log_{sf}^{\text{init}(\mathcal{X})} \rceil$ authentication sessions, respectively; where $\text{init}(\mathcal{X})$ denotes the initial value of \mathcal{X} after recording the very first authentication session.

Discussion 2 shows that values of $\text{init}(\mathcal{X})$ and sf play a big role in achieving the desired security objectives. Therefore, next we discuss the exact relationship between these two parameters.

Discussion 3: Formalizing the relationship between \mathcal{X} and sf — By setting a large initial value of \mathcal{X} , \mathcal{M} can partially fulfil the criterion of defeating \mathcal{A} for more number of authentication sessions. To earn more session resiliency, \mathcal{M} should also set a small value of sf . Therefore *security against recording attack* (SR) is influenced by \mathcal{X} and sf in the following manner

$$SR \propto \frac{\mathcal{X}}{sf} \quad (7)$$

In contrast, probability of threat detection ($\text{Pr}[TD]$) goes high if \mathcal{M} can create more number of subgroups in a session. To create more subgroups, values of both \mathcal{X} and sf must be increased which can be understood in the form of the following equation.

$$\text{Pr}[TD] \propto \mathcal{X} \cdot sf \quad (8)$$

Therefore, due to contradictory nature of sf , we must balance both these values (e.g., large value of \mathcal{X} and moderate value of sf) in such a manner so that both the threat detection and prevention strategies can complement each other.

3.3. ICIP: Revised strategy with the leakage control

Discussion 1 from Section 3.1 infers that BCIP leaks too many information, and thus, most of the time cannot even protect the secret under a single session recording attack. Like BCIP, each character of \mathcal{P}_2 in ICIP participates independently in an authentication session. Therefore, we will focus on a single password character to demonstrate the mechanisms of the leakage control and threat detection. Prior to elaborating the proposed leakage control technique, it is important to note here that BCIP and ICIP differ only in terms of *processing the elements of visual interface*. The all other aspects (e.g., *password space*, *medium for communicating \mathcal{C}* etc.) remain same.

Forming the initial group of $\text{init}(\mathcal{X})$ elements: We have used 4 colors (resemble to the keys in Section 3.2) to color 64 elements. Because of the uniform distribution of colors, each color gets assigned to 16 elements. The elements that get the same color in the first round, create a group for that entire authentication session. Thus ICIP forms 4 groups of cardinality 16 in the first round and ensures that for remaining rounds in that session, all elements belonging to a group acquire the same color. If received \mathcal{R} by \mathcal{M} in each round matches with the color of the group containing the original password character then \mathcal{M} validates the prover. After successful login operation by \mathcal{H} , the database stores all the elements of the group holding the actual secret bit.

Discussion 3 shows that to make \mathcal{A} 's job difficult, selecting the proper values for $\text{init}(\mathcal{X})$ (here 16) and sf is absolutely important, and our next discussion (ref. to Discussion 4) focuses on this.

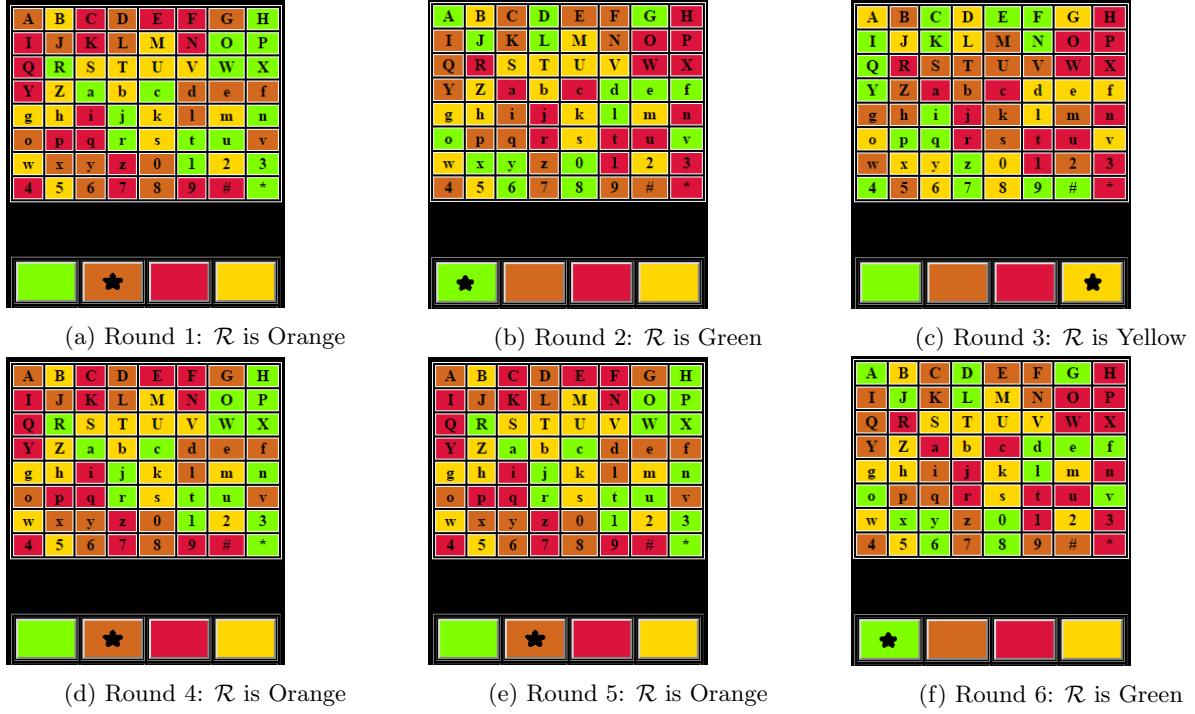


Figure 4: **Login example in ICIP:** Color responses submitted by \mathcal{H} for the password character A in each round of the **first authentication session**. The formed group here $\{A, D, G, J, L, d, e, f, l, o, v, x, y, 0, 6, 8\}$ holds the original password character in each round. The color button hit by \mathcal{H} in each round is marked by a “*” symbol.

Discussion 4: Choosing the balanced values for \mathcal{X} and sf – We have analyzed that if values of $\text{init}(\mathcal{X})$ and sf can be related in the form of the following equation,

$$(sf)^d = \text{init}(\mathcal{X}) \quad \text{where } d \in \mathbb{Z}^+ \quad (9)$$

then the following facts stand

- Except the first, the detection probability of the recording attack in each session becomes $\frac{sf-1}{sf}$ (inevitably $sf > 1$).
- Including the first one, a method can defeat \mathcal{A} for $1 + \log_{sf}^{\text{init}(\mathcal{X})}$ authentication sessions.

Thus for $\text{init}(\mathcal{X}) = 16$, if we choose a moderate value of sf as 4, (as $4^2 = 16$) then ICIP performs reasonably well as each password character can hide the secret for 3 authentication sessions and detect the recording attack with a probability 0.75.

In Figure 4, we have shown the pictorial view of the login steps for the password character A , when index of this character is used for the very first time in an authentication session by \mathcal{M} .

Bypassing the attack in the first session: Figure 4 shows that the original password character of \mathcal{H} always belongs to a group comprising of $\{A, D, G, J, L, d, e, f, l, o, v, x, y, 0, 6, 8\}$. These 16 elements hold the same color and therefore color responses by \mathcal{H} obscure \mathcal{A} among $\text{init}(\mathcal{X}) = 16$ possible candidates after recording the first session.

Leaked information: Leaked information after capturing the first session become; $\mathcal{S}_1 = \{A, D, G, J, L, d, e, f, l, o, v, x, y, 0, 6, 8\}$.

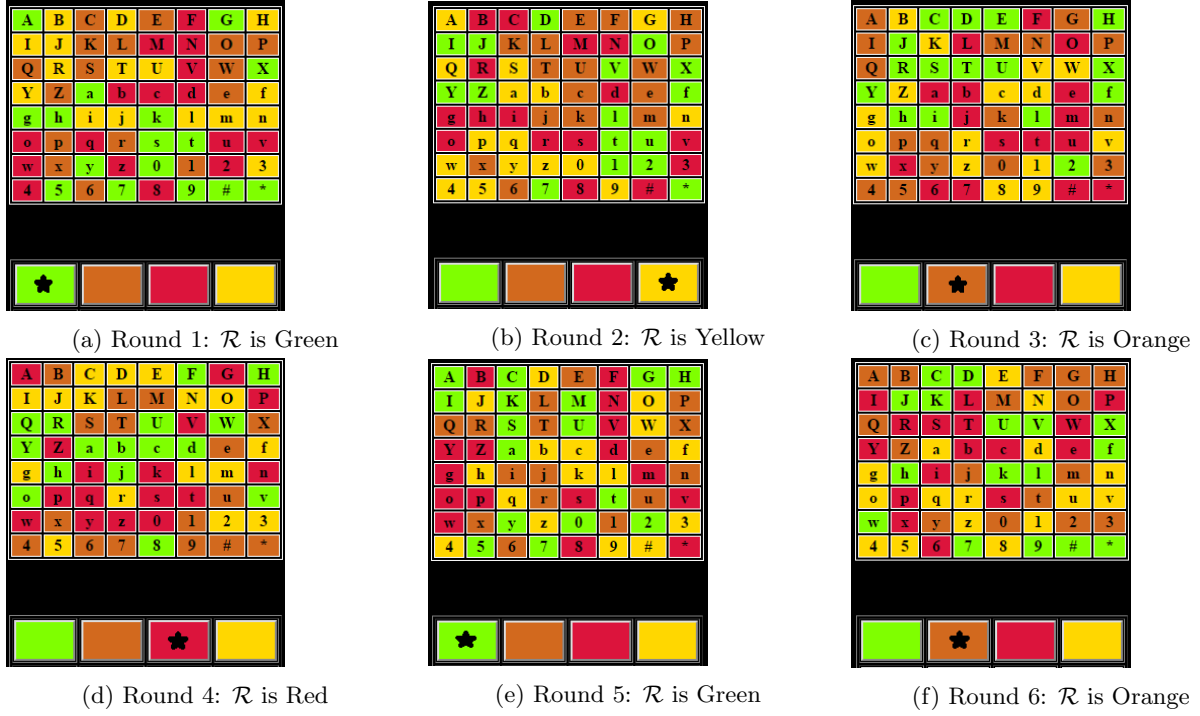


Figure 5: **Login example in ICIP:** Color responses submitted by \mathcal{H} for the password character A in each round of the second authentication session. The subgroups are $\{A, G, y, 0\}$, $\{D, J, f, l\}$, $\{d, o, v, 8\}$ and $\{L, e, x, 6\}$. In each round, each subgroup gets a unique color. The color button hit by \mathcal{H} in each round is marked by a “*” symbol.

Database update: Including the original password character A , ICIP stores all these 16 elements in the database .

Bypassing the attack in the second session: While password character A is being used for the second time, 16 elements from the database are equally distributed among 4 subgroups in a random manner. Therefore each subgroup contains $\mathcal{V} = 4$ (derived as $\mathcal{V} = \mathcal{X}/sf$) elements in it. In Figure 5, we present the user authentication for the second session. The randomly formed subgroups by \mathcal{M} here are $\{A, G, y, 0\}$, $\{D, J, f, l\}$, $\{d, o, v, 8\}$ and $\{L, e, x, 6\}$. In each round of this authentication session, each subgroup gets a unique color.

Leaked information: It is quite understandable that as each subgroup in the second session contains 4 elements, thus, after recording \mathcal{H} 's response in the second session, \mathcal{A} will remain confuse among 4 possible candidates. Therefore leaked information, $\mathcal{S}_1 \cap \mathcal{S}_2$ yields to $\{A, G, y, 0\}$.

Probability of threat detection: If \mathcal{A} does not get a chance to record any further login session after recording the first authentication session, then with the 16 probable elements from the previous session, \mathcal{A} may try to impersonate the genuine \mathcal{H} in the second session. From the visual interface, \mathcal{A} first recognizes each subgroup on the grid. But identifying the subgroups only is not sufficient as \mathcal{A} does not know which of them is containing the original password character. As each subgroup holds a unique color therefore, generated sequence of responses for each of them will be different. Thus, if \mathcal{A} selects a wrong subgroup, not holding the original password character, then from the received \mathcal{R} , ICIP can detect the recording attack with a probability of $3/4$.

Database update: After successful login by \mathcal{H} in the second session, \mathcal{M} replaces previously stored 16 elements by the group of 4 elements; A, G, y and 0 .

Bypassing the attack in the third session: In this session, ICIP generates 4 subgroups and each of

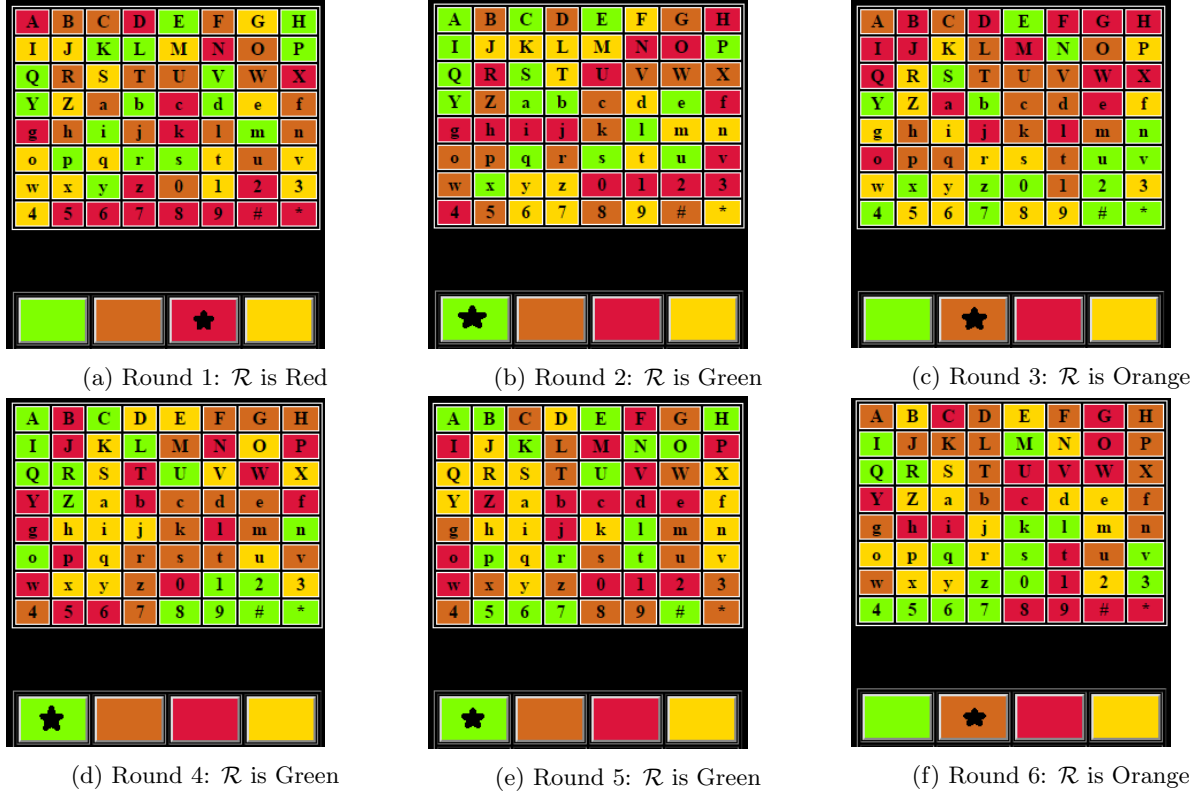


Figure 6: **Login example in ICIP:** Color responses submitted by \mathcal{H} for the password character A in each round of the **third authentication session**. The formed subgroups here are $\{A\}$, $\{G\}$, $\{y\}$ and $\{0\}$. In each round, each subgroup gets a unique color. The color button hit by \mathcal{H} in each round is marked by a “*” symbol.

them contains a single element from the set $\{A, G, y, 0\}$; where $\mathcal{Y} = 1$, $\mathcal{X} = 4$ and $sf = 4$. In Figure 6, we have shown the login steps that \mathcal{H} follows in the third session. Here also, each subgroup gets a unique color.

Leaked information: At the beginning of third authentication session, \mathcal{A} , who already has recorded footage from the previous two authentication sessions, remains confused among the 4 elements. After recording the submitted \mathcal{R} in the first round only, \mathcal{A} can deterministically extract the original password character as each of those 4 elements (create confusion initially) holds a unique color. Hence $\mathcal{S}_1 \cap \mathcal{S}_2 \cap \mathcal{S}_3$ reveals $\{A\}$. Therefore leakage control strategy can guard a original password character upto 3 authentication sessions.

Probability of threat detection: Before recording the third session, derived elements from the first two sessions creates confusion among 4 possibilities in \mathcal{A} 's mind. Therefore, if \mathcal{A} tries to login using the recorded footages from the previous two authentication sessions then chances of threat detection still remains as $3/4$.

Database update: After successful login by \mathcal{H} in the third session, \mathcal{M} replaces the previously saved four characters by the original password character.

Note 2: Strength of ICIP – By virtue of its design, for \mathcal{P}_2 of length 4, ICIP can defeat \mathcal{A} for $3 \times 4 = 12$ authentication sessions. Also, before its utilization in second/third authentication session, each character in \mathcal{P}_2 can detect the threat with the probability $3/4$.

4. Password Management Policy

As mentioned earlier, proposed TPP here includes two passwords (\mathcal{P}_1 and \mathcal{P}_2) to raise the security bar at both the client and server sides (see detail in Section 5). To reinforce the security at server side, \mathcal{M} stores \mathcal{P}_1 and \mathcal{P}_2 in two different servers. Though \mathcal{P}_1 can be stored by following the conventional password storage mechanism, but \mathcal{P}_2 needs to store some additional information to fit into the security features of ICIP and, next we will elaborate on this.

All the recording attack resilient methodologies maintain password in the plaintext format (Yan et al., 2012) and proposed ICIP is no exception of that. In addition to the username and \mathcal{P}_2 (in plaintext), ICIP maintains the group/subgroup information in the database. This is shown in Table 1.

Table 1: Maintained database by ICIP for username *alice* and password *S7Ay*.

\mathcal{H}	\mathcal{P}	group-1	group-2	group-3	group-4
alice	S7Ay	S	null	ADGJLdef lovxy068	GRy#

In the database, group- i can be related to the password character at i^{th} index. The database shows that first character has already been used for three times and hence index value 1 must not be used as a challenge for any further authentication session. As a challenge, index values 3 and 4 can be used for two and one more authentication sessions, respectively. The database also infers that index value 2 has never been used by \mathcal{M} and therefore this index value can be used for 3 times for authenticating \mathcal{H} . Proposed scheme will notify \mathcal{H} to change her password (\mathcal{P}_2) once \mathcal{M} makes use of all the index values for 3 times. Table 1 shows that ICIP incurs some storage overhead.

Many password systems, particularly for government and industry users, store \mathcal{H} 's old password – usually the last 10, as stipulated in, e.g., (Defense Information Systems Agency (DISA) for the Department of Defense, DoD). When \mathcal{H} changes her \mathcal{P} , she is prohibited in such systems from reusing any stored ones. Many recent literatures argue that instead of storing old \mathcal{P} on a per-user basis, it would be better to record previously used \mathcal{P} across the full user population (Juels and Rivest, 2013). A newly created password that conflicts with any password in this list may then be rejected. Instead of storing password in the password-list explicitly, \mathcal{M} may use a Bloom filter (Broder and Mitzenmacher, 2004) which would not reveal these passwords directly and sufficiently reduces the storage cost. In this way, the storage overhead of ICIP may be compensated.

5. Security Analysis

Proposed TPP makes use of two passwords \mathcal{P}_1 and \mathcal{P}_2 for strengthening the security standard from many aspects. This section first captures the \mathcal{A} 's activity at server side and illustrates how our scheme performs there to defeat the adversary. Then the focus is shifted towards the client side threat and the defense mechanisms adopted by the TPP for protecting the users' credentials.

5.1. Managing the server side threat

The systems – maintaining the login credential of the clients in a single server, often suffer from password leakage once \mathcal{A} gets access to this server. Though advanced techniques like *bcrypt* (Provos and Mazieres, 1999) provide some relief, but they were never designed to save the passwords against efficient password cracking attacks, even if the passwords are maintained in the hashed format (Ma et al., 2014). Researchers recently have shown that switching towards the distributed environment for storing the passwords can greatly help to address this kind of threat as the distributed framework is much harder to compromise as a whole (Kontaxis et al., 2013). Under the distributed framework, \mathcal{M} uses more than one server to store the complete password information and as a result, one compromised server does not make \mathcal{A} eligible for impersonating the genuine \mathcal{H} .

Using the proposed TPP, as \mathcal{H} uses two passwords \mathcal{P}_1 and \mathcal{P}_2 and, \mathcal{M} stores these passwords in two different servers (also discussed in Section 4), thus it makes \mathcal{A} 's job far more difficult to breach the security at the server side.

5.2. Managing the client side threat

Unlike the considered unidirectional threat at server side, \mathcal{A} can perform different kind of attacks for computing \mathcal{H} 's secret at client side. The threats at client side primarily include

- Recoding attack.
- Guessing attack.
- Random key submission

As proposed ICIP here is a part of login routine (mode of entering \mathcal{R} based on \mathcal{P}_2) and an influence from the *honeyword based authentication technique* (HBAT), thus, the security analysis also incorporates HBAT security features like security against DoS attack, multiple system vulnerability and flatness. Next, we will show how proposed methodology provides security against these attack scenarios.

5.2.1. Evaluating the security standard against the primary threat models

Recording attack: We already have shown that against recording attack, ICIP can deterministically prevent a password character upto the first round of the third authentication session. So for each authentication session of 6 rounds, this attack can be prevented upto 13th round and thus, this scheme can save a password character upto $\lceil 13/6 \rceil = 3$ authentication sessions. Therefore, though \mathcal{P}_1 immediately gets compromised under the recording attack in a single session, but for \mathcal{P}_2 of length 4, TPP can defeat \mathcal{A} for $4 \times 3 = 12$ authentication sessions against this attack.

While Section 1 shows that most of the methods consider the practical value of r_{\max} as 3, proposed method here provides security far beyond that limit by setting r_{\max} as 12.

Guessing attack: Let $\text{Pr}_{\text{guess}}[\mathcal{P}_1]$ and $\text{Pr}_{\text{guess}}[\mathcal{P}_2]$ be the probabilities of guessing \mathcal{P}_1 and \mathcal{P}_2 , respectively. Therefore, overall success probability of \mathcal{A} to break the security of TPP under this attack can be evaluated as $\text{Pr}_{\text{guess}}[\mathcal{P}_1] \times \text{Pr}_{\text{guess}}[\mathcal{P}_2]$. Next we determine the values of $\text{Pr}_{\text{guess}}[\mathcal{P}_1]$ and $\text{Pr}_{\text{guess}}[\mathcal{P}_2]$.

- **Evaluating $\text{Pr}_{\text{guess}}[\mathcal{P}_1]$:** One may find 95 printable characters on a standard keyboard. Some of the recent studies shows that \mathcal{H} generally prefer to choose password of the length around 6 (Das et al., 2014). Therefore for the password of that length, the default value of $\text{Pr}_{\text{guess}}[\mathcal{P}_1]$ can be evaluated as 95^{-6} or 1.36×10^{-12} .
- **Evaluating $\text{Pr}_{\text{guess}}[\mathcal{P}_2]$:** Along with guessing \mathcal{P}_1 , \mathcal{A} need to guess a single password character from the set of 64 elements to pass through an authentication session and thus, initially it may seem that $\text{Pr}_{\text{guess}}[\mathcal{P}_2]$ yields to $1/64$. But \mathcal{A} may follow a smarter strategy for guessing a single character of \mathcal{P}_2 which again can be divided in 3 scenarios
 - **Case 1: Guessing a character in \mathcal{P}_2 that is used for the first time** – As the password character here always belongs to a group of 8 elements, thus identifying that group only will make \mathcal{A} 's job done and the corresponding probability of that will be $8/64$ or 0.125 .
 - **Case 2: Guessing a character in \mathcal{P}_2 that is used for the second time** – As the password character here always belongs to a group of 4 elements, thus identifying that group only will make \mathcal{A} 's job done and the corresponding probability of that will be $4/64$ or 0.0625 .
 - **Case 3: Guessing a character in \mathcal{P}_2 that is used for the third time** – As the password character here always belongs to a singleton set, thus identifying that set only will make \mathcal{A} 's job done and corresponding probability of that will be $1/64$ or 0.0157 .

Thus aforementioned discussion infers that likelihood of \mathcal{A} being successful in performing the guessing attack can achieve maximum value 0.17×10^{-12} . On the other hand, the minimum probability for the same yields to 0.021×10^{-12} . Therefore, proposed TPP here maintains a strong defense line to refrain \mathcal{A} in performing the guessing attack.

Random key submission (RKS): To perform this attack, instead of targeting the actual password, \mathcal{A} randomly presses the response keys to pass through an authentication session. Thus, while the probability of hitting the same key sequences producing \mathcal{P}_1 becomes 95^{-6} (denoted as $\text{Pr}_{\text{RKS}}[\mathcal{P}_1]$), the probability of shattering the second line of defense values in 4^{-6} (denoted as $\text{Pr}_{\text{RKS}}[\mathcal{P}_2]$), as the login interface of ICIP includes 4 response keys only. Hence, the overall probability to break the system under this attack can be represented as $\text{Pr}_{\text{RKS}}[\mathcal{P}_1] \times \text{Pr}_{\text{RKS}}[\mathcal{P}_2]$ which yields to 3.32×10^{-16} .

5.2.2. Evaluating the security standard against the HBAT threat models

As discussed earlier, proposed ICIP here is an influence from HBAT. There are three well defined security parameters related to any HBAT (Juels and Rivest, 2013). Next we will discuss on how ICIP performs against these attack scenarios.

DoS attack: Knowing the original password, if \mathcal{A} can guess a *honeyword* then she may intentionally submit that to mount DoS attack in order to block \mathcal{H} 's account (Juels and Rivest, 2013). Let us assume that \mathcal{A} successfully records the first authentication session. Now, if the same password character of \mathcal{P}_2 is being used in any of the subsequent sessions and, provided responses by \mathcal{A} in that session justify a group not containing the original password character then genuine user's account may get blocked. Therefore, mounting DoS attack becomes easy after \mathcal{A} records the first session. But as there is really no such legitimate user, \mathcal{A} 's attempt is reliably detected when this occurs.

Multiple system vulnerability: This is a less practical attack scenario as it depends on few strong assumptions (Erguler, 2016). Consider a scenario where \mathcal{H} has used the same character of \mathcal{P}_2 for login in two different systems. If \mathcal{A} remains active for both these authentication sessions, then she derives two different groups of 16 elements where each of these holds the original password character. As intersection between these groups reduces the probable candidates, thus the security of ICIP is affected under this situation (ref. to appendix B).

It is important to note here that multiple system vulnerability can threaten the security of any recording attack resilient methodology as the adversary gets a chance to record the same user information for more number of authentication sessions.

Flatness: In HBAT, from the list of probable candidates, if \mathcal{A} cannot differentiate between the original password and *honeywords* then the probability of detecting the attack becomes high. After successfully recording the first authentication session of \mathcal{H} , ICIP still confuses \mathcal{A} in identifying the subgroup representing the original secret in the second/third authentication session. Thus ICIP well satisfies the flatness criterion.

Discussion 5: Some remarks on the security standard of the proposed model– Proposed TPP here successfully handles the recording attack as \mathcal{H} may use the same login credentials for 12 authentication sessions. Due to large password space of 95 printable characters, \mathcal{P}_1 leads this scheme towards providing robust security against both the guessing attack and random key submission attack. Also, along with the threat prevention, proposed scheme has a novel property of threat detection; which “lights two candles with one flame”.

It is also meaningful to assume that with the knowledge of probable password characters, \mathcal{A} will always try to identify the correct subgroup rather choosing a wrong one. Therefore \mathcal{A} ’s mentality of mounting DoS attack seems to be little unrealistic in this context. Launching the recording attack by the same \mathcal{A} at different places by targeting a particular \mathcal{H} also looks way to practical as suggested in (Erguler, 2016) (also, this will degrade security of any human identification protocol). Thus, by achieving the complete flatness, proposed scheme here not only well satisfies almost all the realistic security aspects at the client side, but also, it manages the threat of password leakage at the server side. Thus, by handling both the client and server side threats efficiently, proposed idea here ensures the “security beyond the conventional limit”.

6. Usability analysis

In TPP, the submission of \mathcal{P}_1 requires no manipulation from \mathcal{H} ’s end and thus, it provides the same usability standard as of the legacy password protocol. But in order to generate \mathcal{R} with reference to \mathcal{C} , \mathcal{H} needs to process \mathcal{P}_2 accordingly and this plays a major role in determining the overall usability standard of the TPP. Therefore, (until specified explicitly) this section mainly focuses on the usability standard provided by the ICIP.

We determine the usability standard of the ICIP both from the theoretical and experimental point of views. As discussed in (Yan et al., 2012), the theoretical analysis here is independent of any particular user set and hence the outcome remains static under any situation. The usability standard also includes the HBAT usability parameters which are (a) system interference, (b) stress-on-memorability and (c) typo safety.

6.1. Theoretical analysis:

This framework is mainly driven by two components – *Cognitive Workload* (CW) and *Memory Demand* (MD). CW influences the login time and is measured against total reaction time (in seconds) required by the atomic cognitive operations. There are four well defined atomic cognitive operations associated with a human identification protocol, and these are

- (Single/Parallel) Recognition (Sternberg, 1969)
- (Free/Cued) Recall (Nobel and Shiffrin, 2001)
- (Single-target/Multi-target) Visual Search (Woodman and Chun, 2006)
- Simple Cognitive Arithmetic (Campbell and Xue, 2001)

Cognitive overload: From the visual challenge, sending the index value, \mathcal{H} first performs a cued recall to perceive her password character. The reaction time for cued recall ($\mathbb{C}\mathbb{R}$) can be obtained through $(0.3694 + 0.0383 \times g \times \psi)$, where g (default value is 1 here) denotes number of elements \mathcal{H} requires to remember for performing the login in a round (Nobel and Shiffrin, 2001) (Corbin and Marquer, 2008). ψ is the ratio between the cued recall and single item recognition, and the default value of this is 1.969 (Nobel and Shiffrin, 2001). For \mathcal{P}_2 of length 4, \mathcal{H} has to perform cued recall once at the beginning of a authentication session consisting of 6 rounds. Thus, average cued recall time for each round can be calculated as $(\mathbb{C}\mathbb{R}/6) \times 4$ which yields $\alpha_1 = 0.448 \times \frac{2}{3}$ or 0.299.

In order to derive a response, \mathcal{H} requires to search the correct clue from a set of w (also refers as window size) varying objects, displaying on the screen. During identification of a single target, the reaction time of \mathcal{H} can be formulated as $\alpha_2 = 0.583 + 0.0529 \times w$ (Woodman and Luck, 2004). By using ICIP, \mathcal{H} needs to

identify a color from a single static cell on the grid through out a session. Therefore, w can be assumed as 1 here which returns the value of α_2 as 0.6359.

Above discussion infers that ICIP derives \mathbb{CW} as $\alpha_1 + \alpha_2 = 0.9349$ for each round.

Memory demand: For \mathbb{MD} operation, the cost of each scheme can be calculated as the ratio between length of \mathcal{P}_2 and λ_{op} : where λ_{op} is the accuracy rate of corresponding memory retrieval operation within a fixed memorization time. Since recognition is much easier than recall therefore, λ_{op} becomes 29.6% and 84.8% for recall and recognition, respectively (Hogan and Kintsch, 1971). Thus \mathbb{MD} in ICIP can be calculated as 13.51, for the length of \mathcal{P}_2 as 4 and λ_{op} as 29.6%.

Finally, an overall score of human power, \mathbb{HP} , can be derived as the product of \mathbb{CW} for a session and \mathbb{MD} . Thus, \mathbb{HP} for ICIP can be obtained as $0.9349 \times 6 \times 13.51 = 75.78$, which is significantly less compared to the existing protocols in this direction (see details Section 7).

6.2. Experimental analysis

To conduct experimental analysis, we took help from 93 participants (all having correct-to-normal eyesight) and identified this set of participants as \mathbb{P}^* . The participants were capable of operating computers and their age varied between 19 to 37. Among them, 18 participants were identified as skilled \mathcal{H} as they enjoy playing fast video games (Kwon et al., 2014). It is important to note here that according to the report in (Teh et al., 2016), most of the studies in this area used a test group between 11 and 25, while very few used a test group of 50 or more participants (Kambourakis et al., 2016). Therefore, we believe that a set of 93 participants will provide more base to our experimental study.

The analysis was conducted into two phases – *training phase* and *test phase*. In *training phase*, we first gave the participants a quick motivation behind our work and demonstrated the working principle of the proposed TPP. For illustrating the model, we used the 10 Desktops of our institute laboratory. Thereafter, we asked each of them for login by using the predefined login credentials set by us. After each participant performed the login, we gave them an entire day to use the proposed model (in the laboratory) for getting habituated with it. In the *test phase*, we collected the test data for 5 days and each participant was allowed to login for 3 times. Obtained login time from skilled \mathcal{H} helped us to determine the accuracy of derived \mathbb{CW} for the ICIP in the previous section.

From $93 \times 3 = 279$ login attempts, below we present some notable information/outcomes of our experiment.

- The ratio between the skilled and non-skilled participants was 1 : 4 (approximately).
- 16 times participants failed to input \mathcal{P}_1 correctly.
- 23 times participants failed in generating the valid responses by using \mathcal{P}_2 .
- Overall 28 times they failed to login using TPP.
- Particularly for ICIP, the average login time of the skilled participants was recorded as 1.31 (7.96/6) seconds per round, close enough to the measured \mathbb{CW} parameter with an allowable small difference (Yan et al., 2012).
- The average input submission time during entering \mathcal{P}_1 (set as “anhour”) was obtained as 3.2 seconds considering the successful login attempts only.
- The average successful secret submission time for all the participants was captured as 15.49 seconds (for entering both the secret information \mathcal{P}_1 and \mathcal{P}_2).

After conducting the experiment we asked the participants to fill a feedback form to rate our proposed model. The obtained feedback result was found promising and is presented in Table 2.

Table 2: Recorded feedbacks from the 93 participants

Choices	Agreed participants	Percentage (%)
Love to use	19	20.43
Easy to use	26	27.95
Find usable	35	37.64
Bit difficult	8	8.6
Extremely difficult	2	2.15
Not sure	3	3.23

6.3. Evaluating ICIP under the HBAT usability features

System interference: If a *honeyword* based approach influences the password choice of \mathcal{H} (e.g., forces \mathcal{H} to remember some extra information) then it significantly impacts on users' convenience. As the proposed model does not influence the password choice of \mathcal{H} , thus system interference can be considered as negligible.

Stress on memorability: If a *honeyword* based approach influences the password choice then that may put some burden on \mathcal{H} 's mind as she may need to remember some additional information. This feature also has severe impact on usability standard and proposed ICIP does not include this too.

Typo safety: A *honeyword* generation algorithm is called typo safe if typing mistake of \mathcal{H} rarely matches with any *honeyword*. Let us assume that response sequences generated by two subgroups in ICIP are $\langle C_1^{g1} - C_2^{g1} \dots C_5^{g1} - C_6^{g1} \rangle$ and $\langle C_1^{g2} - C_2^{g2} \dots C_5^{g2} - C_6^{g2} \rangle$; where C_k^{gi} symbolizes color response corresponding to group i in the k^{th} round. Without loss of generality, if we assume that the secret bit of \mathcal{P}_2 is belonging to group 1 then \mathcal{H} follows the response sequence $\langle C_1^{g1} - C_2^{g1} \dots C_5^{g1} - C_6^{g1} \rangle$. For any authentication round i ($1 \leq i \leq 6$), as C_i^{g1} and C_i^{g2} always differ, thus a few typing mistakes will never yield to $\langle C_1^{g2} - C_2^{g2} \dots C_5^{g2} - C_6^{g2} \rangle$. Therefore proposed ICIP is highly typo-safe.

Discussion 6: Some remarks on the usability standard of the proposed scheme— Theoretical analysis shows that the second line of defense, ICIP, sets a very low value of human effort. Experimental analysis suggests that the login time (for entering both \mathcal{P}_1 and \mathcal{P}_2) can be kept within a range of 9 – 17 seconds with an error rate around 10%. ICIP also meets with all the usability standards of a HBAT which infer that proposed TPP as a whole is highly usable in practice.

7. Comparative Analysis

For comparing proposed TPP with the existing protocols, we only consider those methods which are usable by atleast 80% of the users (as reported in the respective literatures). In contrast, hard to use methods, like low complexity CAS (Weinshall, 2006) which demands 30 objects to be remembered by \mathcal{H} or, HB protocol (Hopper and Blum, 2001), requires cryptographic computation from \mathcal{H} , have been kept outside of this comparative study.

Table 3: Comparative analysis of methods in terms of security features. Session resiliency against recording attack for S3PAS and CHC protocol are obtained from the analysis reported in (Yan et al., 2012). While security of PAS against recording attack is taken from the analysis, made by Li et. al (Li et al., 2009). Variable s (≥ 0) in the above table denotes an integer value. LR denotes number of login rounds in a session. \otimes indicates except the first authentication session.

Method	Secret length (ℓ)	Total elements (n)	Window size (w)	Password space	Pr[RKS] /round	LR	Session resiliency	Pr[Threat detection]
CHC	5	112	83	1.341×10^8	0.22	5	3	0
PAS	4+2s	N/A	13	4.225×10^5	0.25	4	9+s	0
S3PAS	4	94	94	7.9×10^7	0.076	4	8	0
TPP	6+4	95	64	1.2×10^{19}	$1.3 \times 10^{-12} \times 0.25$	1+6	12	0.75 \otimes

Table 4: Comparative analysis of methods in terms of usability features. CW per round, for all the methods (except S3PAS) is obtained from (Yan et al., 2012). For S3PAS, CW/round is calculated by following the same direction as mentioned in Section 6. LR indicates number of login rounds in a session.

Method	LR	Avg. login time skilled user (sec)	Avg. login time (sec) all user	Error rate (%) all user	CW/round (sec)	MD	HP = CW \times LR \times MD ($\times 10^2$)
CHC	5	56	65.5	17.1	9.326	16.89	7.87
PAS	4	33.44	41.52	15.2	6.837	13.51	3.69
S3PAS	4	36.56	50.8	15.7	10.597	13.51	5.55
TPP	1+6	1.3 + 7.86	3.2 + 12.29	10.04	0.9349	20.27 + 13.51	1.45 + 0.7578

Because of involvement of human intelligence factor, providing good usability standard is a must criterion of an adoptable human identification protocol. We compare TPP with three existing usable protocols (also certified by the authors in (Yan et al., 2012)), Convex-Hull-Click (CHC) (Asghar et al., 2013), PAS (Bai et al., 2008) and S3PAS (Zhao and Li, 2007). The experimental data (for usability analysis) were obtained from participants belonging to \mathbb{P}^+ set: where $\mathbb{P}^+ \subseteq \mathbb{P}^*$ and as of \mathbb{P}^* , \mathbb{P}^+ maintains a steady ratio between the skilled and non-skilled \mathcal{H} around 1 : 4 for obtaining the unbiased results. Table 3 and Table 4 show comparative study of the methods from the security and usability perspectives, respectively.

It is important to note here that submission of \mathcal{P}_1 does not demand any significant CW, but requires some MD. Therefore, for the default length of \mathcal{P}_1 as 6, MD can be calculated as 20.27.

Along with Discussion 5 and Discussion 6 in the previous section, the comparative analysis shows that proposed scheme stands strong in terms of fulfilling all the security aspects. Also, with a remarkable property of threat detection, TPP attains the highest usability standard among all.

8. Conclusion

In this paper we have tried to break the chain of “Drawback-SmallImprovement-Drawback-SmallImprovement” in the research domain of human identification protocol for addressing the threat of recording attack. Propose mechanism here not only reduces the human effort at a large scale, but also offers few security features that are missing in the existing state of arts. The usage of two passwords contributes in enhancing the security standard from many aspects like managing both the server and client side threats. To the best of our believe, we, for the first time introduce the idea of *honeyword* into recording attack resilient unaided human identification protocol design. Exploring the concept of *honeyword* for threat detection, ensuring the security at both the (client and server) ends and extremely simple login procedure make the proposed idea deployable in practice.

9. References

References

- Asghar, H.J., Li, S., Pieprzyk, J., Wang, H., 2013. Cryptanalysis of the convex hull click human identification protocol. International Journal of Information Security 12, 83–96.
- Asghar, H.J., Pieprzyk, J., Wang, H., 2010. A new human identification protocol and coppersmiths baby-step giant-step algorithm, in: International Conference on Applied Cryptography and Network Security, Springer. pp. 349–366.
- Bai, X., Gu, W., Chellappan, S., Wang, X., Xuan, D., Ma, B., 2008. PAS: predicate-based authentication services against powerful passive adversaries, in: Computer Security Applications Conference, 2008. ACSAC 2008. Annual, IEEE. pp. 433–442.
- Bonneau, J., Herley, C., Van Oorschot, P.C., Stajano, F., 2012. The quest to replace passwords: A framework for comparative evaluation of web authentication schemes, in: Security and Privacy (SP), 2012 IEEE Symposium on, IEEE. pp. 553–567.
- Broder, A., Mitzenmacher, M., 2004. Network applications of bloom filters: A survey. Internet mathematics 1, 485–509.
- Čagalj, M., Perković, T., Bugarić, M., 2015. Timing attacks on cognitive authentication schemes. IEEE Transactions on Information Forensics and Security 10, 584–596.
- Camenisch, J., Lehmann, A., Neven, G., 2015. Optimal distributed password verification, in: Proceedings of the 22nd ACM SIGSAC Conference on Computer and Communications Security, ACM. pp. 182–194.
- Campbell, J.I., Xue, Q., 2001. Cognitive arithmetic across cultures. Journal of Experimental Psychology: General 130, 299.

- Catuogno, L., Castiglione, A., Palmieri, F., 2015. A honeypot system with honeyword-driven fake interactive sessions, in: High Performance Computing & Simulation (HPCS), 2015 International Conference on, IEEE. pp. 187–194.
- Chakraborty, N., Mondal, S., 2014. Color pass: An intelligent user interface to resist shoulder surfing attack, in: Students' Technology Symposium (TechSym), 2014 IEEE, IEEE. pp. 13–18.
- Cohen, F., 2006. The use of deception techniques: Honeypots and decoys. *Handbook of Information Security* 3, 646–655.
- Corbin, L., Marquer, J., 2008. Effect of a simple experimental control: The recall constraint in sternberg's memory scanning task. *European Journal of Cognitive Psychology* 20, 913–935.
- Das, A., Bonneau, J., Caesar, M., Borisov, N., Wang, X., 2014. The tangled web of password reuse., in: NDSS, pp. 23–26.
- Defense Information Systems Agency (DISA) for the Department of Defense (DoD), 2011. Application security and development: Security technical implementation guide (STIG), version 3.
- Erguler, I., 2016. Achieving flatness: Selecting the honeywords from existing user passwords. *IEEE Trans. Dependable Sec. Comput.* 13, 284–295.
- Florêncio, D., Herley, C., Coskun, B., 2007. Do strong web passwords accomplish anything? *HotSec* 7.
- Halevi, T., Saxena, N., 2015. Keyboard acoustic side channel attacks: exploring realistic and security-sensitive scenarios. *International Journal of Information Security* 14, 443–456.
- Hogan, R.M., Kintsch, W., 1971. Differential effects of study and test trials on long-term recognition and recall. *Journal of Verbal Learning and Verbal Behavior* 10, 562–567.
- Hopper, N.J., Blum, M., 2001. Secure human identification protocols, in: *Advances in cryptology-ASIACRYPT 2001*. Springer, pp. 52–66.
- Juels, A., Rivest, R.L., 2013. Honeywords: Making password-cracking detectable, in: *Proceedings of the 2013 ACM SIGSAC conference on Computer & communications security*, ACM. pp. 145–160.
- Kambourakis, G., Damopoulos, D., Papamartzivanos, D., Pavlidakis, E., 2016. Introducing touchstroke: keystroke-based authentication system for smartphones. *Security and Communication Networks* 9, 542–554.
- Kim, D., Dunphy, P., Briggs, P., Hook, J., Nicholson, J.W., Nicholson, J., Olivier, P., 2010. Multi-touch authentication on tablets, in: *Proceedings of the SIGCHI Conference on Human Factors in Computing Systems*, ACM. pp. 1093–1102.
- Kim, M., Jung, Y., Song, J., 2016. A modified exhaustive search on a password system using sha-1. *International Journal of Information Security* , 1–7.
- Kontaxis, G., Athanasopoulos, E., Portokalidis, G., Keromytis, A.D., 2013. Sauth: Protecting user accounts from password database leaks, in: *Proceedings of the 2013 ACM SIGSAC conference on Computer & communications security*, ACM. pp. 187–198.
- Kwon, T., Shin, S., Na, S., 2014. Covert attentional shoulder surfing: Human adversaries are more powerful than expected. *Systems, Man, and Cybernetics: Systems*, IEEE Transactions on 44, 716–727.
- Li, S., Asghar, H.J., Pieprzyk, J., Sadeghi, A.R., Schmitz, R., Wang, H., 2009. On the security of PAS (Predicate-based authentication service), in: *Computer Security Applications Conference, 2009. ACSAC'09. Annual*, IEEE. pp. 209–218.
- Ma, J., Yang, W., Luo, M., Li, N., 2014. A study of probabilistic password models, in: *Security and Privacy (SP), 2014 IEEE Symposium on*, IEEE. pp. 689–704.
- Ma, W., Campbell, J., Tran, D., Kleeman, D., 2010. Password entropy and password quality, in: *Network and System Security (NSS), 2010 4th International Conference on*, IEEE. pp. 583–587.
- Manulis, M., Stebila, D., Kiefer, F., Denham, N., 2016. Secure modular password authentication for the web using channel bindings. *International Journal of Information Security* 15, 597–620.
- Marechal, S., 2008. Advances in password cracking. *Journal in computer virology* 4, 73–81.
- Nobel, P.A., Shiffrin, R.M., 2001. Retrieval processes in recognition and cued recall. *Journal of Experimental Psychology: Learning, Memory, and Cognition* 27, 384.
- Pan, X., Ling, Z., Pingley, A., Yu, W., Zhang, N., Ren, K., Fu, X., 2016. Password extraction via reconstructed wireless mouse trajectory. *IEEE Transactions on Dependable and Secure Computing* 13, 461–473.
- Pinkas, B., Sander, T., 2002. Securing passwords against dictionary attacks, in: *Proceedings of the 9th ACM conference on Computer and communications security*, ACM. pp. 161–170.
- Provos, N., Mazieres, D., 1999. A future-adaptable password scheme., in: *USENIX Annual Technical Conference, FREENIX Track*, pp. 81–91.
- Roth, V., Richter, K., Freidinger, R., 2004. A pin-entry method resilient against shoulder surfing, in: *Proceedings of the 11th ACM conference on Computer and communications security*, ACM. pp. 236–245.
- Schaub, F., Deyhle, R., Weber, M., 2012. Password entry usability and shoulder surfing susceptibility on different smartphone platforms, in: *Proceedings of the 11th international conference on mobile and ubiquitous multimedia*, ACM. p. 13.
- Schaub, F., Walch, M., Könings, B., Weber, M., 2013. Exploring the design space of graphical passwords on smartphones, in: *Proceedings of the Ninth Symposium on Usable Privacy and Security*, ACM. p. 11.
- Sternberg, S., 1969. Memory-scanning: Mental processes revealed by reaction-time experiments. *American scientist* 57, 421–457.
- Sun, H.M., Chen, S.T., Yeh, J.H., Cheng, C.Y., 2016. A shoulder surfing resistant graphical authentication system. *IEEE Transactions on Dependable and Secure Computing* .
- Tari, F., Ozok, A., Holden, S.H., 2006. A comparison of perceived and real shoulder-surfing risks between alphanumeric and graphical passwords, in: *Proceedings of the second symposium on Usable privacy and security*, ACM. pp. 56–66.
- Teh, P.S., Zhang, N., Teoh, A.B.J., Chen, K., 2016. A survey on touch dynamics authentication in mobile devices. *Computers & Security* 59, 210–235.
- Wang, D., Wang, P., 2016. Two birds with one stone: Two-factor authentication with security beyond conventional bound. *IEEE Transactions on Dependable and Secure Computing* .
- Wang, D., Zhang, Z., Wang, P., Yan, J., Huang, X., 2016. Targeted online password guessing: An underestimated threat, in:

- Proceedings of the 2016 ACM SIGSAC Conference on Computer and Communications Security, ACM. pp. 1242–1254.
- Weinshall, D., 2006. Cognitive authentication schemes safe against spyware, in: Security and Privacy, 2006 IEEE Symposium on, IEEE. pp. 6–11.
- Weinshall, D., Kirkpatrick, S., 2004. Passwords you’ll never forget, but can’t recall, in: Extended abstracts of the 2004 Conference on Human Factors in Computing Systems, CHI 2004, Vienna, Austria, April 24 - 29, 2004, pp. 1399–1402.
- Wiese, O., Roth, V., 2015. Pitfalls of shoulder surfing studies, in: NDSS Workshop on Usable Security, pp. 1–6.
- Woodman, G.F., Chun, M.M., 2006. The role of working memory and long-term memory in visual search. Visual Cognition 14, 808–830.
- Woodman, G.F., Luck, S.J., 2004. Visual search is slowed when visuospatial working memory is occupied. Psychonomic Bulletin & Review 11, 269–274.
- Yan, Q., Han, J., Li, Y., Deng, R.H., 2012. On limitations of designing leakage-resilient password systems: Attacks, principals and usability, in: 19th Annual Network and Distributed System Security Symposium, NDSS 2012, San Diego, California, USA, February 5-8, 2012, pp. 1–16.
- Yan, Q., Han, J., Li, Y., Zhou, J., Deng, R.H., 2015. Leakage-resilient password entry: challenges, design, and evaluation. Computers & Security 48, 196–211.
- Zakaria, N.H., Griffiths, D., Brostoff, S., Yan, J., 2011. Shoulder surfing defence for recall-based graphical passwords, in: Proceedings of the Seventh Symposium on Usable Privacy and Security, ACM. p. 6.
- Zhao, H., Li, X., 2007. S3PAS: A scalable shoulder-surfing resistant textual-graphical password authentication scheme, in: Advanced Information Networking and Applications Workshops, 2007, AINAW’07. 21st International Conference on, IEEE. pp. 467–472.

Appendix A. . Honeyword based authentication technique (HBAT)

Once an adversary gets an access to a system, she may obtain the password file where login credential of a registered user is maintained. After retrieving the password information, adversary may impersonate the genuine user. To resist this kind of threat, system does the following trick. System first creates $\mathcal{K} - 1$ (> 0) fake passwords and stores those in password file along with the original password. Thus for username *alex* and password as *infosec*, system may maintain the following list of passwords for $\mathcal{K} = 5$.

trustin privsec **infosec** intrust secpriv

Together with username, the original password index (here 3) is maintained in a different file in a different server, known as *honeyChecker*. Thus, compromised password file here obfuscates the adversary among \mathcal{K} possible options. Choosing a wrong password (*honeyword*), instead of original one, will send an incorrect index value to the *honeyChecker* and through this the attack can be detected. In a nutshell, by creating a distributed security environment, HBAT can detect the attack on the password file with a probability of $\frac{\mathcal{K}-1}{\mathcal{K}}$.

Appendix B. . Evaluating Security against multiple system vulnerability (MSV)

To show the effect of multiple system vulnerability (MSV) on ICIP, we consider a base case (close to practical) where an adversary is active over 2 different systems. Now if a user uses the same password character for login in those two different systems then following are the probable cases which may threat security of a password character under MSV.

After recording the first authentication sessions of a user during login into both the systems, an adversary derives two different lists probable candidates. Both these lists contain the original password character. Finding more than one common elements between these two lists restricts \mathcal{A} to derive the original secret deterministically. Hence, the success probability of \mathcal{A} becomes $\mathbb{P}_{\text{Disclosure}} = 0.007$; where value of $\mathbb{P}_{\text{Disclosure}}$ has been derived from the Equation 6 by taking m as 15.

Adversary may **record second authentication sessions**, while the same password character is used for login purpose into both of those systems. To avoid the effect of MSV, adversary must find atleast two common characters between the groups containing the original password character. For ICIP, probability of this can be calculated as

$$\Pr = \left[1 - \prod_{k=1}^{15} \frac{63-k}{64-k} \right] \times \frac{1}{4} \quad (\text{B.1})$$

which yields to 0.06. Therefore, effect of MSV may proven to be catastrophic in this scenario.

In anyway, as adversary gets to know the exact secret while a password character is used for the third time, hence it wouldn't be much meaningful to derive the effect of MSV after *recording the third authentication sessions*.