

Photon structure studied at an Electron Ion Collider

X. Chu,^{1,2,*} E.C. Aschenauer,^{2,†} J.H. Lee,^{2,‡} and L. Zheng^{1,§}

¹*Key Laboratory of Quark and Lepton Physics (MOE) and
Institute of Particle Physics,
Central China Normal University,
Wuhan 430079, China*

²*Physics Department, Brookhaven National Laboratory,
Upton, NY 11973, U.S.A.*

A future Electron Ion Collider (EIC) will be able to provide collisions of polarized electrons with protons and heavy ions over a wide range of center-of-mass energies (20 GeV to 140 GeV) at an instantaneous luminosity of $10^{33} - 10^{34} \text{ cm}^{-2}\text{s}^{-1}$. One of its promising physics programs is the study of the partonic structure of quasi-real photons. Measuring di-jets in quasi-real photoproduction events, one can effectively access the underlying parton dynamics of the photons. In this paper, we discuss the feasibility of tagging resolved photon processes and measuring the di-jet cross section as a function of jet transverse momentum in the range of $0.01 < x_{\gamma}^{rec} < 1$ at an EIC. It will be shown that both unpolarized and polarized parton distributions in the photon can be extracted, and that the flavor of the parton can be tagged at an EIC.

I. INTRODUCTION

The study of photons has a long history. On the theoretical side, the first idea that energy can be emitted and absorbed only in discrete portions comes from Planck and was presented in 1901 in his successful theory describing the energy spectrum of black body radiation [1]. Soon after Planck made his heuristic assumption of abstract elements of energy, Einstein proposed that light can be considered as a flux of particles in 1905 [2]. Many further experiments, beginning with the phenomenon of Compton scattering, validated Einstein's hypothesis that light itself is quantized. In 1926 the optical physicist Frithiof Wolfers and the chemist G. N. Lewis referred to these particles as the notion of "photon". Over the last century we have witnessed tremendous progress in our understanding of photons. In quantum electrodynamics (QED), the photon mediates the electromagnetic force between charged objects. As the gauge boson of QED, the photon is considered to be a massless and chargeless particle [3] having no internal structure. QED also incorporates the electron, which was the first elementary particle correctly identified as such. The understanding of reactions involving these two particles spawned the theory of gauge interactions, now thought to describe all observed (electroweak, strong and gravitational) interactions. In spite of this long, distinguished history, there is one large class of photonic interactions about which only relatively little is known. In any quantum field theory, the existence of interactions implies that the quanta themselves can develop a structure. According to quantum chromodynamics (QCD), the photon is a superposition of a bare photon state which interacts only

with electric charges, and a hadronic photon state. If experimentally probed at very short distances, the intrinsic structure of the photon is recognized as a flux of quark and gluon components, quasi-free according to asymptotic freedom in QCD and described by the photon structure function [4–6]. For example, the photon can fluctuate for a short period of time into a charged fermion-antifermion pair, $f\bar{f}$, carrying the same quantum numbers as the photon. The lifetime of this fluctuation increases with the energy of the parent photon E_{γ} and decreases with the square of the invariant mass of the pair M_{pair}^2 : $\Delta t \approx 2E_{\gamma}/M_{pair}^2$. As a result, the photons will interact with hadrons (or other real photons) proceeding into two quite different ways. The photon, as a whole particle, can couple directly to a quark in the struck hadron (direct process). Alternatively, the photon can undergo a transition into a (virtual) hadronic state before encountering the target hadron (resolved process). In this case a quark or gluon "in" the photon can react, via strong interactions, with partons in the struck hadron. Then we can refer to the photon structure, which is a consequence of quantum fluctuations of the field theory.

In the past decades, experimental progress to constrain the photon QCD structure has come mainly from e^+e^- collider experiments [7–9] and to some extent from the HERA experiments [10, 11]. The classical way to investigate the structure of the photon at e^+e^- colliders is to measure the following process:

$$e^+e^- \rightarrow e^+e^-\gamma^*\gamma^* \rightarrow e^+e^-X, \quad (1)$$

proceeding via the interaction of two photons, which can be either quasi-real (γ) or virtual (γ^*), where X represents a pair of leptons or a hadronic final state. In the collider HERA at DESY, 820 or 920 GeV protons collided with 27.5 GeV electrons or positrons, with two general purpose detectors, H1 and ZEUS, positioned at opposite interaction regions. The high flux of almost on-shell photons which accompanied the lepton beam also provided a unique opportunity to study the nature of the photon

* xchu@mails.cnu.edu.cn

† elke@bnl.gov

‡ jhlee@bnl.gov

§ liangzhphy@gmail.com

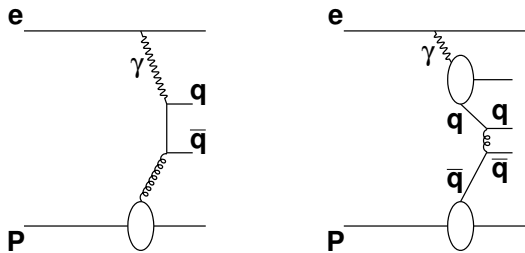


FIG. 1. Examples of diagrams for direct (left) and resolved (right) processes in electron-proton scattering.

and its interactions. Unlike in $e\gamma$ scattering, the photon structure is probed by the partons from the proton in the so-called photoproduction events in ep collisions. By tagging high transverse energy (E_t) jets [12], high- p_T

charged particles [13] or heavy quarks [14] in photoproduction reactions, Parton Distribution Functions (PDFs) of the photon can be constrained. The interaction of electrons and protons at low virtuality is dominated by quasi-real photoproduction processes where the electrons scatter at small angles. Such reactions proceed via two classes of processes, the so-called “resolved” and “direct” processes. Examples of Feynman diagrams of these two processes are shown in FIG. 1.

In this paper, we perform a detailed study of the feasibility of measuring the photon structure via di-jets at a future high-luminosity, high-energy Electron Ion Collider (EIC) [15]. We demonstrate that, at a future EIC such as eRHIC at BNL, it is feasible to do a high precision extraction of photon PDFs with an integrated luminosity of $\mathcal{L} = 1 \text{ fb}^{-1}$. More importantly, an EIC also allows study of the polarized photon PDFs, as both the electron and proton beam can be polarized. Table I shows the definitions of the kinematic variables used in this study.

TABLE I: Kinematic variables

$q = (E_e - E'_e, \vec{l} - \vec{l}')$	4-momentum of the virtual photon
$Q^2 = -q^2$	Virtuality of the exchanged photon
P	4-momentum of the proton
E_γ	Energy of exchanged photon
x_γ	Momentum fraction of the parton from the exchanged photon
x_p	Momentum fraction of the parton from the proton
$y = \frac{P \cdot q}{P \cdot l}$	Energy fraction of virtual photon with respect to incoming electron
\sqrt{s}	Center of mass energy
p_T	Transverse momentum of final state particle(or jet) with respect to virtual photon
$\Delta\phi$	Azimuthal angle difference of the two highest p_T jets
$\eta = -\ln \tan(\theta/2)$	pseudo-rapidity of the particles in lab frame
$\hat{s}, \hat{t}, \hat{u}$	Mandelstam variable for partonic processes

This article is organized as follows: In Section II we briefly describe the detector requirement of tagging low Q^2 events. We also discuss the framework used for measuring the structure of the photon. The Monte Carlo simulations used to generate the di-jet cross section at a future EIC are validated by the data collected with the H1 detector at HERA. In Section III we present the method of distinguishing di-jets produced in resolved and direct processes, and the measurement of di-jet cross sections in quasi-real photoproduction events in (un)polarized ep collision is discussed. Finally we close with a summary in Section IV.

II. ELECTRON ION COLLIDER AND SIMULATION

A. Low Q^2 -tagger

The eRHIC design [16] at BNL reuses the available infrastructure and facilities of RHIC’s high-energy polarized proton and ion beams. A new electron beam is to be built inside the current RHIC tunnel. At eRHIC, the collision luminosity is expected to be of the order

of $10^{33-34} \text{ cm}^{-2} \text{ s}^{-1}$. The full range of proton/ion beam energies will be accessible from the beginning of operations, with center-of-mass energies in the range 20 GeV to 140 GeV. A dedicated low Q^2 -tagger is planned, to measure scattered electrons from low Q^2 events. These electrons will miss the main detector, so installing an auxiliary device is essential for low Q^2 physics. Current designs for an EIC low Q^2 -tagger assume a lead tungstate (PbWO4) crystal calorimeter with a energy resolution of $2\%/\sqrt{E} + 1\%$ preceded by Silicon detector planes for a high precision measurement of the incident scattered electron angle. The current design of the low Q^2 -tagger essentially covers the region of Q^2 above 10^{-5} GeV^2 . The present study is based on lepton and proton beam energies of 20 GeV \times 250 GeV, respectively.

B. Monte Carlo Set Up

In this paper, we use pseudo-data generated by the Monte Carlo generator PYTHIA-6 [17], with the unpolarized PDF input from the LHAPDF library [18]. In PYTHIA, depending on the wave function components for the incoming virtual photon, the major hard pro-

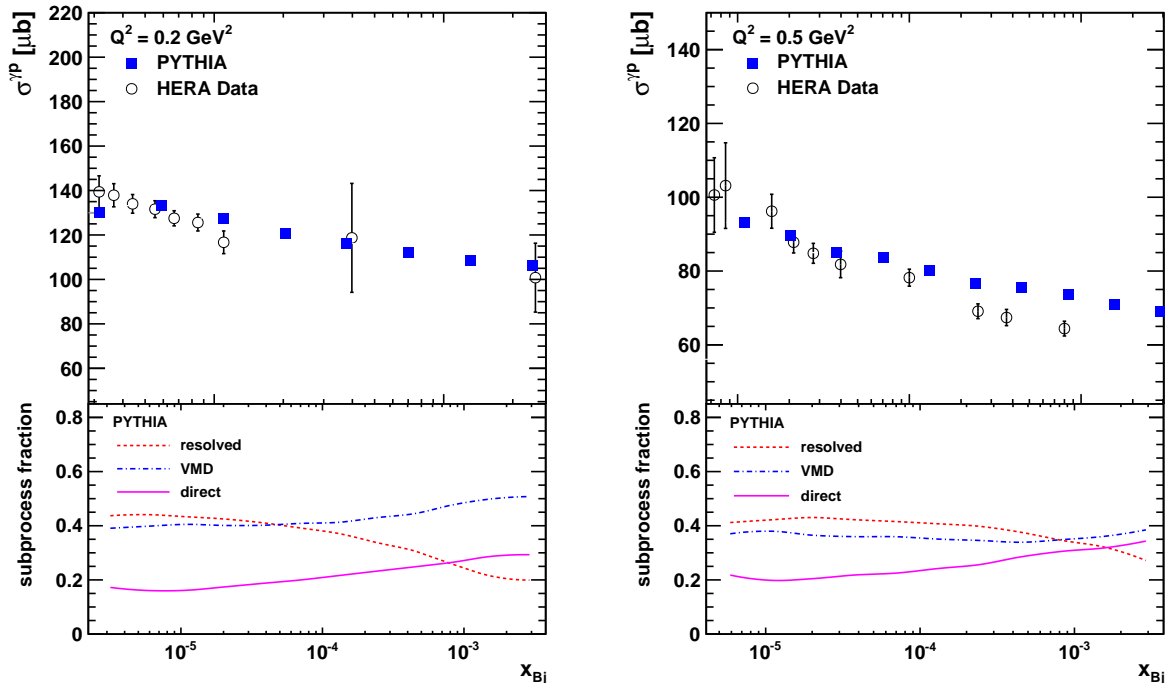


FIG. 2. [color online] The $\sigma^{\gamma p}(x_{Bj}, Q^2)$ simulated with PYTHIA-6 using CTEQ5m and SAS 1D-LO as proton and photon PDFs, respectively, in comparison with the $\sigma^{\gamma p}(x_{Bj}, Q^2)$ as extracted from the HERA e^+p data [20]. Left: $Q^2 = 0.2 \text{ GeV}^2$, Right: $Q^2 = 0.5 \text{ GeV}^2$. Bottom: the different subprocess fractions for resolved, VMD and direct photon processes as a function of x_{Bj} .

processes are divided into three classes: the direct processes, the soft VMD processes and the resolved processes (hard VMD and anomalous). The direct photon interacts as a point-like particle with the partons of the nucleon, with major subprocesses in the direct category: LO DIS, Photon-Gluon Fusion (PGF) and QCD Compton (QCDC). The VMD and anomalous components interact through their hadronic structure. Resolved photon processes play a significant part in the production of hard high- p_T processes at $Q^2 \approx 0$. The following hard subprocesses are grouped in the resolved processes category: $qq \rightarrow qq$, $qg \rightarrow qg$, $gg \rightarrow gg$, $q\bar{q} \rightarrow q\bar{q}$, $gg \rightarrow q\bar{q}$ and $q\bar{q} \rightarrow gg$. The CTEQ5m [19] PDF is used for the proton, because contrary to modern PDFs (i.e., CT, NNPDF, HERAPDF, MSTW) its PDF is not frozen at its input scale Q_0^2 , but allows description of the partonic structure of the proton at $Q^2 \leq Q_0^2$.

The simulation used SAS 1D-LO [21] as photon-PDF. This was for several reasons. Most currently existing photon PDFs (DG-G [22], LAC-G/GAL-G [23], GS-G [24], GS-G-96 [25], GRV-G/GRS-G [26], ACFGP/AFG-G [27], WHIT-G [28] and SAS-G(v1/v2) [28]) are only constrained by fits to the sparse F_2 data from electron-positron colliders [7] before LEP; the older DO-G [29] PDF is based on low energy photon-proton data. None of the existing Photon PDFs has HERA H1 [30] or ZEUS [33] data sensitive to the partonic structure of the

photon included in the fits. References [13, 30, 32] discuss that the H1 data are best described by the SAS and GRV Photon PDFs. But as none of the Photon PDFs provide an evaluation of an uncertainty band as is standard for the current Proton PDFs, and with the statistical precision of the HERA data remaining limited, no real quantitative preference for any of the photon PDF sets can be determined. The SAS PDF is best suited for use in PYTHIA, since the vector meson and anomalous photon components are unfolded, thus avoiding double counting of resolved photon subprocesses. FIG. 2 (upper plots) shows an excellent agreement between the PYTHIA-6 simulation using CTEQ5m as the Proton PDF and SAS 1D-LO as the Photon PDF and the low Q^2 data from HERA [20]. The lower parts of FIG. 2 show the mix of direct and resolved (hard VMD and anomalous) photon processes.

FastJet [34] is used for jet reconstruction. The kinematics are constrained to the region of interest for photoproduction by requiring that the scattered electron remains in the beam pipe, undetected in the main detector. The photon virtuality is therefore restricted to $Q^2 < 0.1 \text{ GeV}^2$ and $Q^2 > 10^{-5} \text{ GeV}^2$, according to the lower limit of the low Q^2 -tagger acceptance.

C. Verification of Simulation with HERA data

Predictions for the di-jet cross section in photoproduction events are obtained in leading order quantum chromodynamics (LO QCD) by convoluting the parton densities in the photon and those in the proton with the short-distance partonic cross section,

$$\frac{d^2\sigma}{dx_\gamma dQ^2} = \gamma_{flux} \otimes f_\gamma(x_\gamma, Q^2, \mu) \otimes f_p(x_p, \mu) \otimes \sigma_{ij}, \quad (2)$$

where γ_{flux} is the flux of photons emitted from the incoming electron. The fractional momentum of the parton in the photon is given by x_γ and parton density function of the photon by f_γ . The corresponding variables for the proton are x_p and f_p . σ_{ij} is the hard cross section of the subprocess. Assuming the parton densities in the proton are well known, a measurement of the di-jet cross section can be used to extract information on the parton densities of the photon. In order to extract the photon structure information in di-jet production, we need to distinguish resolved processes from direct processes. The best variable to separate the two types of processes is x_γ . Since in the direct processes the photon interacts with a parton from the proton as a structureless particle with its whole energy entering the hard scattering, the x_γ of direct processes is equal to 1. In the resolved processes, the photon behaves like a source of partons, with only a fraction of its momentum participating in the hard scattering; therefore the corresponding x_γ should be smaller than 1.

The variable x_γ can be reconstructed from the momenta and angles of di-jets as

$$x_\gamma = \frac{1}{2E_e y} (p_{T,1} e^{-\eta_1} + p_{T,2} e^{-\eta_2}), \quad (3)$$

where E_e is the electron beam energy and y is the energy fraction taken by the photon from the electron ($y = \frac{E_\gamma}{E_e}$). Eq. 3 is valid in the lab frame in LO.

The di-jet cross section measured by H1 at HERA [35] is shown in FIG. 3 as a function of the squared jet transverse energy E_T^{jets} in ranges of reconstructed x_γ . Here E_T^{jets} is the average transverse energy of the two highest p_T jets: ($E_T^{\text{jets}} = \frac{E_T^{\text{jet1}} + E_T^{\text{jet2}}}{2}$). E_T^{jets} is required to be above 10 GeV. The ratio of the difference and the sum of the transverse energies of the jets is required to satisfy $\frac{|E_T^{\text{jet1}} - E_T^{\text{jet2}}|}{(E_T^{\text{jet1}} + E_T^{\text{jet2}})} < 0.25$, and the transverse energy of individual jets is required to be above 7.5 GeV. The fractional photon energy is restricted to $0.2 < y < 0.83$. The average of the pseudo-rapidity of the two jets is restricted to $0 < \frac{\eta^{\text{jet1}} + \eta^{\text{jet2}}}{2} < 2$, and the difference of the jet pseudo-rapidities is required to be within $|\Delta\eta^{\text{jets}}| < 1$. The simulation results are obtained for 27 GeV electrons colliding with protons of 820 GeV, and the comparison of our simulation with the H1 data shows that the simulation reproduces the measured data well. Some of the

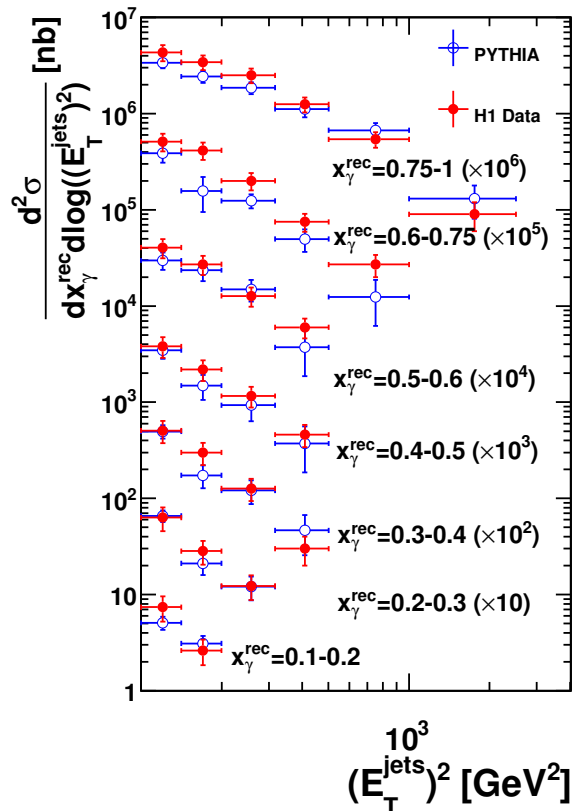


FIG. 3. [color online] Comparison of the di-jet cross section extracted from the PYTHIA simulation with the HERA data. The kinematics cuts are from HERA: $E_T^{\text{jets}} > 10$ GeV, $\frac{|E_T^{\text{jet1}} - E_T^{\text{jet2}}|}{(E_T^{\text{jet1}} + E_T^{\text{jet2}})} < 0.25$, the photon virtuality $Q^2 < 4$ GeV², the fractional photon energy is between $0.2 < y < 0.83$, and the average of pseudo-rapidity of the two jets is restricted to $0 < \frac{\eta^{\text{jet1}} + \eta^{\text{jet2}}}{2} < 2$ and $|\Delta\eta^{\text{jets}}| < 1$. The H1 data is from [35].

observed difference is due to the use of the anti- k_T algorithm [36] for the jet finding instead of the cone algorithm used for the HERA results.

III. PHOTON STRUCTURE AT EIC

A. The Unpolarized Photon Structure

In this analysis, jets are reconstructed with the anti- k_T algorithm, which is based on the energy distribution of final state particles in the angular space. All the stable and visible particles produced in the collision with $p_T > 250$ MeV/ c and $-4.5 < \eta < 4.5$ in the laboratory system are taken as input. The jet cone radius parameter has been set to $R = 1$ in the jet finding algorithm.

This simulation is performed for the planned EIC electron and proton beam energy configuration of 20 GeV \times

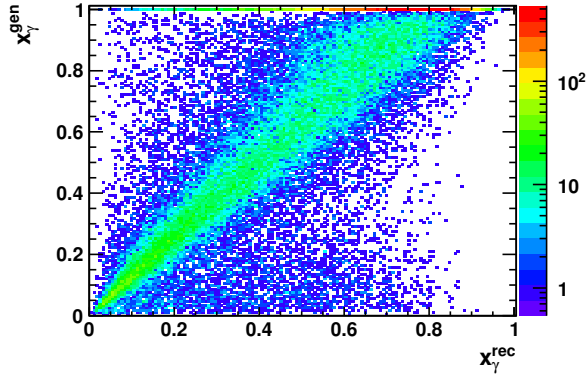


FIG. 4. [color online] Correlation between x_γ^{gen} and x_γ^{rec} . A di-jet is reconstructed in each event with stable particles, the particles inside the jets require to be $p_T > 250$ MeV/c and $-4.5 < \eta < 4.5$. The di-jet events are selected with $10^{-5} \text{ GeV}^2 < Q^2 < 0.1 \text{ GeV}^2$, $N^{jets} \geq 2$, trigger jet $p_T^{jet1} > 5$ GeV/c, and associated jet $p_T^{jet2} > 4.5$ GeV/c.

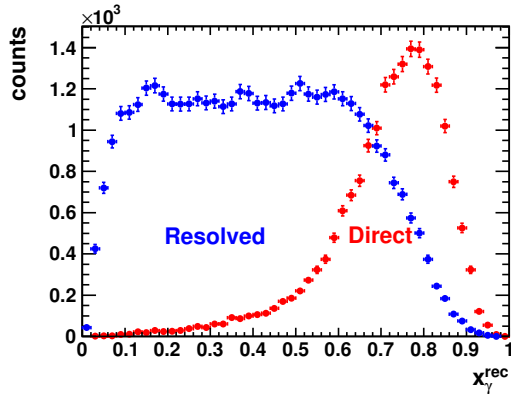


FIG. 5. [color online] x_γ^{rec} distributions in resolved and direct processes.

250 GeV. We consider events with two or more jets; 85% of all events have exactly two jets ($p_T^{jet} > 3$ GeV/c). In each event, the jet with the highest p_T is referred to as the trigger jet, and the jet with the second highest p_T the associated jet. Events are selected with the requirement that the trigger jet has $p_T^{jet} > 5$ GeV/c, the associated jet has $p_T^{jet} > 4.5$ GeV/c, and $10^{-5} \text{ GeV}^2 < Q^2 < 0.1 \text{ GeV}^2$. The average transverse momentum of the trigger and associated jets is $p_T^{di-jet} = \frac{p_T^{jet1} + p_T^{jet2}}{2}$. In this analysis, the event kinematic variables Q^2 and y are obtained directly from PYTHIA simulations without reconstructing them from the event information. The variable $y = E_\gamma/E_e$ can be experimentally reconstructed in two ways. The scattered lepton, if detected in the low Q^2 -tagger as described in subsection II A, provides a direct measurement of y . The other possibility to reconstruct y is through the Jacquet-Blondel method [37], which utilizes the hadronic final state. Reference [38] discussed this method and its

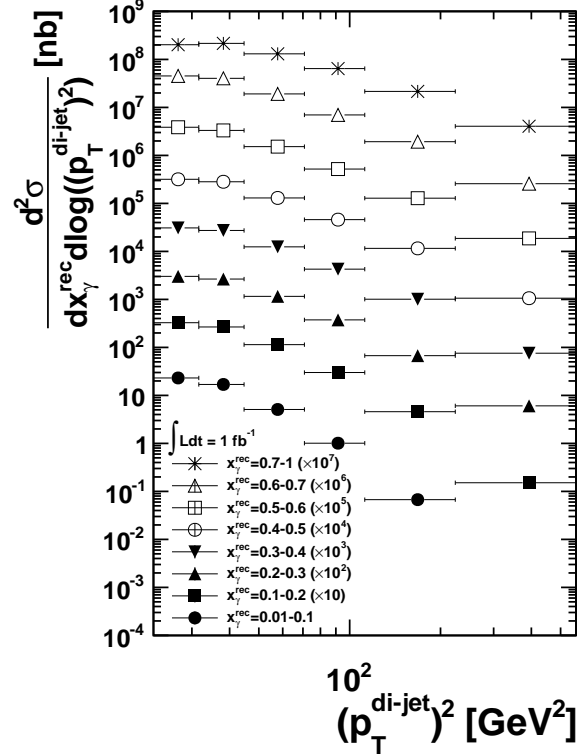


FIG. 6. The unpolarized di-jet cross section dependence on the average transverse momentum of the jets $p_T^{di-jet} = \frac{p_T^{jet1} + p_T^{jet2}}{2}$ and the reconstructed x_γ for an integrated luminosity of 1 fb^{-1} . Low Q^2 events are selected: $10^{-5} \text{ GeV}^2 < Q^2 < 0.1 \text{ GeV}^2$, $N^{jets} \geq 2$. The anti- k_T algorithm is used with $R = 1$. For the trigger jet $p_T^{jet1} > 5$ GeV/c, and the associated jet $p_T^{jet2} > 4.5$ GeV/c.

performance for charged current events at an EIC.

We reconstruct x_γ in di-jet events according to Eq. 3. The strong correlation between the reconstructed x_γ^{rec} and the true x_γ^{gen} in PYTHIA is shown in FIG. 4. It clearly shows that the di-jet observable is ideal for this measurement. The x_γ^{rec} distribution for the resolved (direct) process dominates in the low (high) x_γ^{rec} regime (see FIG. 5), which provides good separation of the two types of processes. For example, by selecting events with $x_\gamma^{rec} \sim 0$ or $x_\gamma^{rec} \sim 1$, one can divide the di-jet events into subsamples in which the resolved and direct processes dominate, respectively. As a smaller x_γ^{rec} cut is chosen higher purity for the resolved process is obtained. Considering the balance between statistics and purity, $x_\gamma^{rec} < 0.6$ is chosen; with this cut the fraction of the resolved process ($N_{res}/(N_{res} + N_{dir})$) is up to 91.2%.

FIG. 6 shows the resulting high precision double differential di-jet cross section over a wide kinematic range with an integrated luminosity of 1 fb^{-1} . With a global fit the unpolarized photon PDFs can be extracted from the cross section.

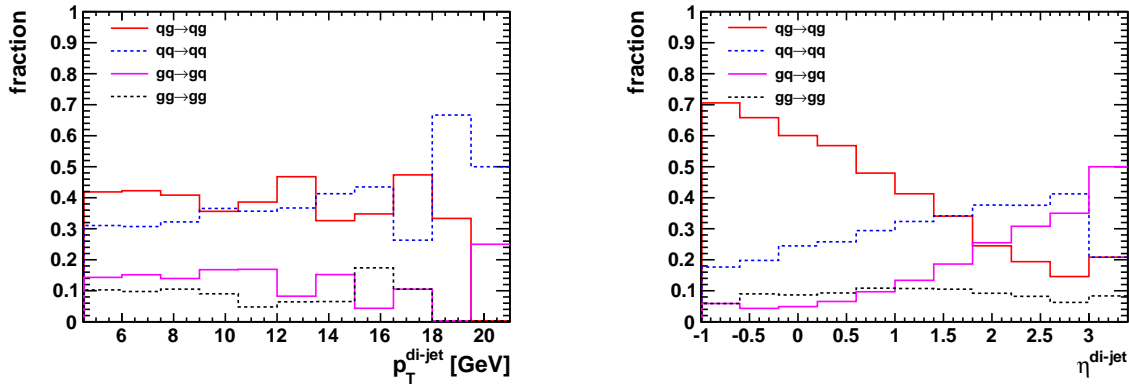


FIG. 7. [color online] Left: the fraction of the major subprocesses of the resolved process dependence on $p_T^{\text{di-jet}}$. Right: the fraction distribution dependence on $\eta^{\text{di-jet}} = \frac{\eta^{\text{jet1}} + \eta^{\text{jet2}}}{2}$.

B. Flavor Tagging

The resolved process has several types of subprocesses, divided into 7 types: $qq \rightarrow qq$ (which means $q_i q_j \rightarrow q_i q_j$, with $q_i q_j$ standing for both quark or anti-quark), $q(\text{photon})g \rightarrow q(\text{photon})g$, $g(\text{photon})q \rightarrow g(\text{photon})q$, $gg \rightarrow gg$, $q\bar{q} \rightarrow q\bar{q}$ (which means $q_i \bar{q}_i \rightarrow q_k \bar{q}_k$), $gg \rightarrow q\bar{q}$ and $q\bar{q} \rightarrow gg$. Since the first four types of subprocess account for more than 96% percent of the resolved process, we mainly discuss these four types. The subprocess fraction depends on the average transverse momentum of the di-jet, as shown in the left of FIG. 7. The process $qq \rightarrow qq$ is more likely to dominate in the large $p_T^{\text{di-jet}}$ region. Gluon jets produced in $gg \rightarrow gg$ process are softer. As shown in the right of FIG. 7, the fraction of the different subprocesses depends on the average pseudo-rapidity. The $qq \rightarrow qq$ process dominates in the negative $\eta^{\text{di-jet}}$ region.

In order to precisely determine the photon PDF for different parton components, it is important to devise an experimental handle on the flavor of the parton involved in the hard interaction from the photon side. Tagging the parton flavor through identified hadrons in jets has recently become an important tool, especially in pp collisions, to study PDFs and fragmentation functions. (For theoretical details and first experimental results see Reference [39, 40] and [41, 42]). In the following, we apply this method to tag the parton flavor content of the photon at an EIC.

We demonstrate in this section that the outgoing jet close to the electron beam pseudo-rapidity is more likely to take the incoming parton flavor from the photon side. The leading hadron species inside those jets are found to be strongly correlated to the underlying parton flavors. Then a straightforward strategy is to tag the parton flavor of the photon through the leading hadron type inside the photon side jet. We find a high cut on the transverse momentum fraction of the leading hadron will enhance

the sensitivity to the parton flavor even further.

In the following we call the parton coming from the photon the “beam parton” and the one coming from the proton the “target parton”. In a leading order $2 \rightarrow 2$ scattering process in quasi-real photoproduction events, the beam parton is converted to the jet from the photon side, while the target parton to the jet from the proton side. In our simulation, it is possible to apply a geometric match between the outgoing partons and the jets. Therefore, in each di-jet event, the jet from the photon side and the jet from the proton side are accessible in the simulation. We find in our simulation that the pseudo-rapidity distribution of the outgoing jets from the photon and proton sides are distinguishable, as shown in the left of FIG. 8; an exception is that gluon jets from both sides overlap with each other in the $gg \rightarrow gg$ process. If we define the proton beam direction as the positive pseudo-rapidity direction, jets from the photon side dominate at more negative pseudo-rapidities compared with jets from the proton side.

On an event-by-event basis, the pseudo-rapidity difference between the two outgoing jets $\Delta\eta = \eta_\gamma^{\text{jet}} - \eta_p^{\text{jet}}$ can be used to identify the photon and proton side jets. As shown in the right of FIG. 8, the value of $\Delta\eta$ is mostly negative. The $gg \rightarrow gg$ process is the only exception, so the quark jet from the photon side can be well identified. For 82.0% of the events the jets from the photon side take the more negative pseudo-rapidity than those from the proton side, which provides an experimental way to separate jets from the photon side and jets from the proton side: in each event, we take the jet with more negative pseudo-rapidity as the jet from the photon.

To determine the involved parton flavor of the photon, we need to use the information from the charged hadron with the highest p_T (leading hadron) inside the photon side jet. The correlation between the leading hadron type and the underlying parton flavor is shown in FIG. 9. The photon side jet from a u quark in the initial state has most likely a π^+ as leading hadron. Similarly, the photon side

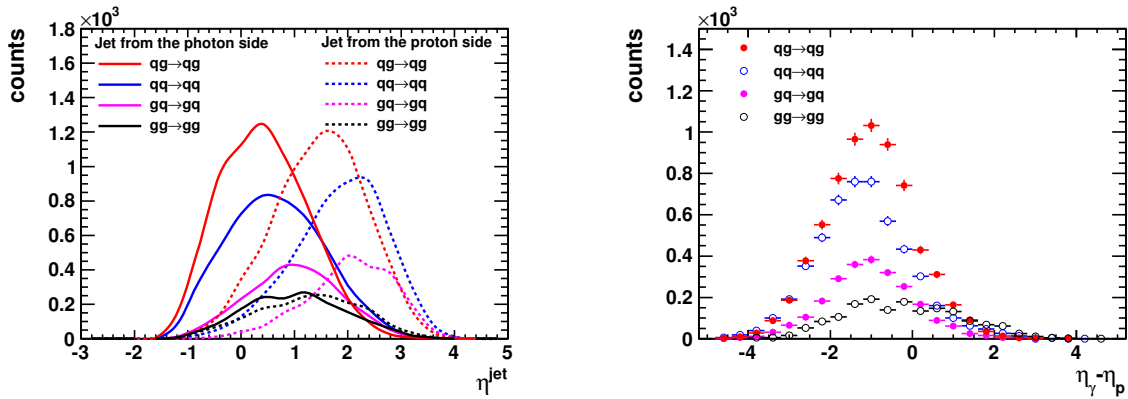


FIG. 8. [color online] Left: the pseudo-rapidity distribution of jets from the photon side and proton side in different subprocesses. Right: $\Delta\eta$ distribution between jets from the photon side and jets from the proton side on an event-by-event analysis.

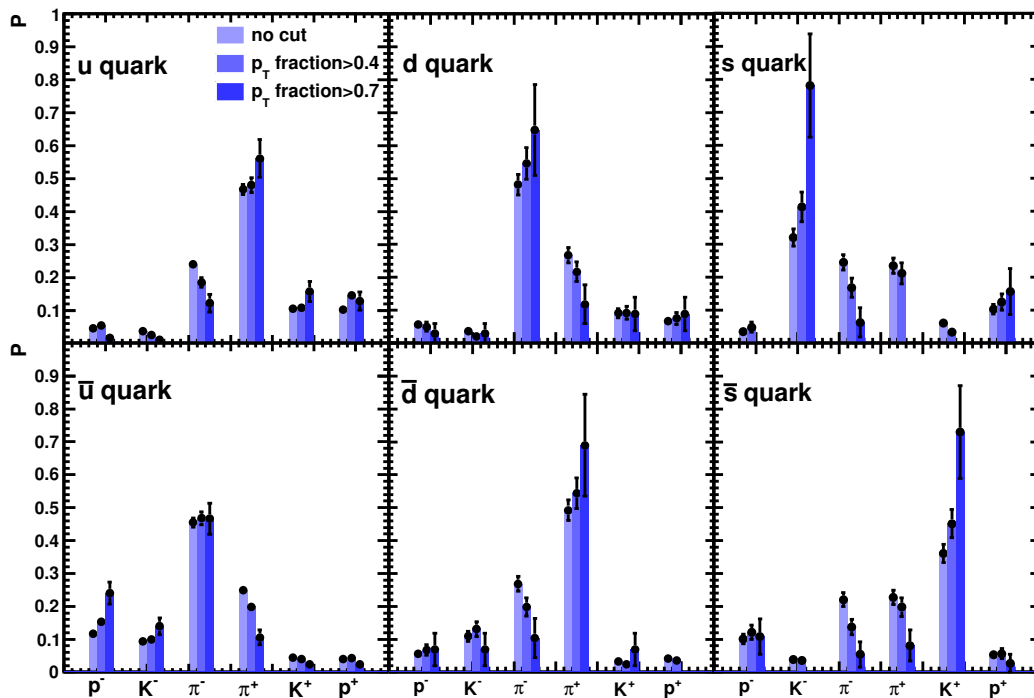


FIG. 9. [color online] Probability P of finding a leading charged hadron depending on different parton flavors of the photon for three different cuts on the p_T fraction. p_T fraction is measured as $\frac{p_T^L}{p_T^{\text{jet}}}$.

jet from an s quark is more likely to contain a leading K^- . The sensitivity of the parton flavor to the leading hadron type can be enhanced further with a higher leading hadron p_T fraction ($\frac{p_T^L}{p_T^{\text{jet}}}$) cut. This relation is particularly strong for strange quarks and kaons.

In conclusion, it is possible to tag the parton flavor of the photon by selecting the outgoing jet with the more negative pseudo-rapidity, and placing a cut on the leading hadron type with the requirement of the leading hadron

carrying a high p_T fraction. In FIG. 10, we present the flavor distribution of the beam parton after selecting those jets with the leading hadron to be a pion or kaon. If the leading particle of the jet is a π^+ (π^-), the most likely scenario is that this jet originated from a u (\bar{u}) quark. For K^+ (K^-), u (\bar{u}) and \bar{s} (s) quarks have the highest probability of being the initial quark. The photon side jet can be also initiated by gluons; a method to separate quark and gluon jets at an EIC will be discussed

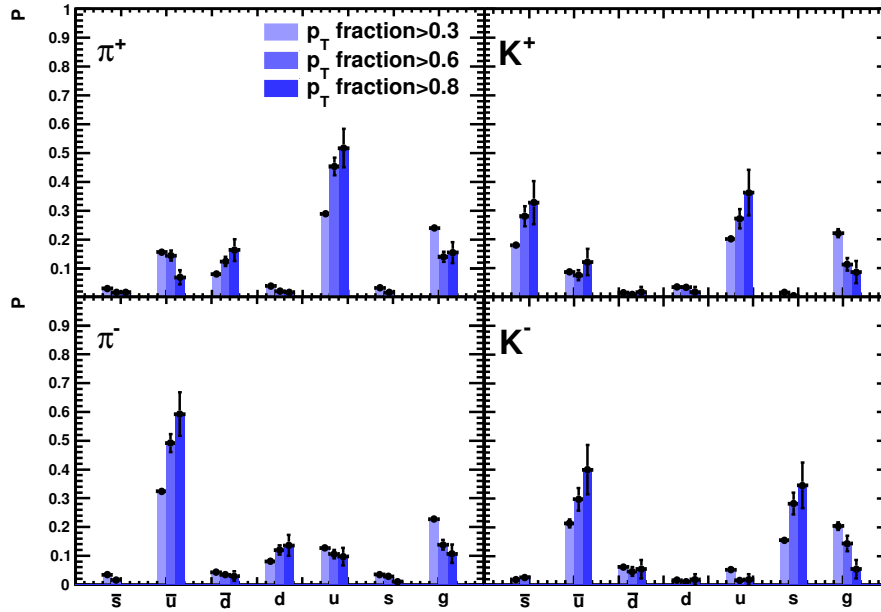


FIG. 10. [color online] Probability P of the parton flavor in the photon jet depending on the leading hadron type in the photon side jet for three different cuts on the p_T fraction.

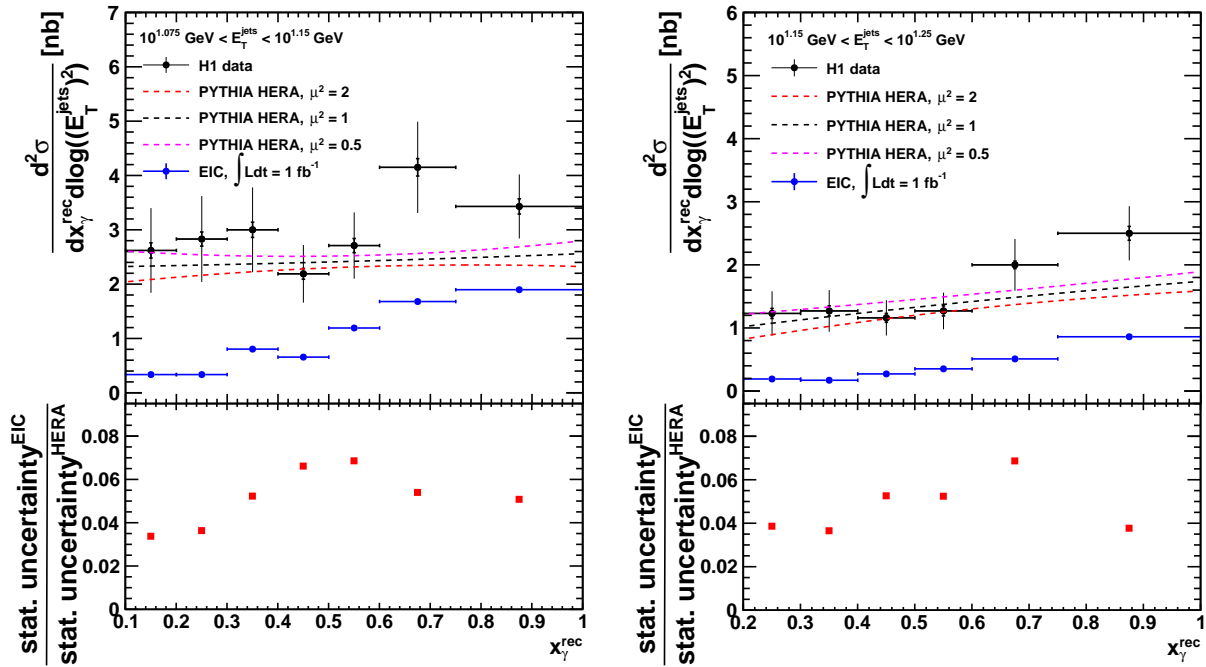


FIG. 11. [color online] The di-jet cross section at EIC and HERA for two different E_T^{jets} bins as a function of x_γ^{rec} . The dashed curves represent the PYTHIA-6 simulation for HERA with varying the renormalization and factorization scale μ^2 by 0.5 (magenta) and 2 (red), respectively. The EIC kinematics are the same as in FIG. 6. The H1 data are taken from [35]; the inner error bars represent the statistical uncertainties, the outer ones are the quadratic sum of the statistical and systematic uncertainties. Left: $10^{1.075} \text{ GeV} < E_T^{\text{jets}} < 10^{1.15} \text{ GeV}$. Right: $10^{1.15} \text{ GeV} < E_T^{\text{jets}} < 10^{1.25} \text{ GeV}$. Bottom panel: The ratio of the statistical uncertainties between predicted for EIC and the measured HERA data.

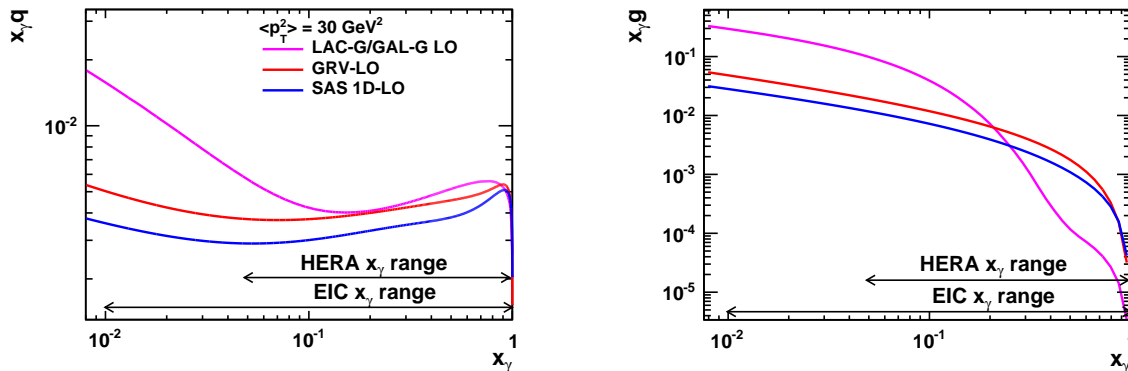


FIG. 12. [color online] The quark (left) and gluon (right) distribution functions of the photon for three different sets: LAC-G (magenta), GRV-LO (red) and SAS 1D-LO (blue) at the average $p_T^2 = 30 \text{ GeV}^2$. Indicated are the x_γ ranges covered by the HERA data and as anticipated for the EIC data.

in a separate paper [31].

Based on the results discussed in section III A and III B, the main advantages of an EIC to constrain the unpolarized photon PDFs can be summarized as:

1. The existing world data both from e^+e^- collisions and HERA are statistically limited. As described earlier, the existing photon PDFs don't provide an evaluation of their uncertainty bands, which makes it impossible to reach a quantitative assessment of the impact from EIC data. The HERA data are consistent within uncertainties with GRV-LO and SAS 1D-LO (see Figure. 7 in Reference [13]). FIG. 11 shows a comparison of the statistical precision of the di-jet cross section for two bins in E_T^{jets} with overlapping kinematics at HERA and EIC as a function of x_γ^{rec} . The superior statistical precision of an EIC (bottom panels) will allow a precision determination of the photon PDFs and their uncertainties. The HERA data and PYTHIA-6 simulation are the same as shown in FIG. 3. Also shown in FIG. 11 (top panels) is the variation of the renormalisation and factorization scale by 0.5 and 2; the scale dependence is small.
2. The high statistical precision will be critical to constrain the photon PDFs at lower x_γ . At EIC $x_\gamma > 0.01$ can be reached compared with $x_\gamma > 0.05$ at HERA [32] and $x_\gamma > 0.01$ for the e^+e^- data [43] used to constrain the photon PDFs. From FIG. 12, it can be seen that the different photon PDFs diverge at $x_\gamma < 0.1$, a region where a high statistics measurement can differentiate between them.
3. The current world data do not provide any information to disentangle the different quark flavors. The described tagging method provides a new way to independently constrain the separate (anti-)quarks flavors, which is a significant step forward.

C. The Polarized Photon Structure

The longitudinally polarized photon PDFs can be extracted measuring the polarized di-jet cross section

$$\frac{d^2 \Delta \sigma}{dx_\gamma dQ^2} = \Delta \gamma_{flux} \otimes \Delta f_\gamma(x_\gamma, Q^2, \mu) \otimes \Delta f_p(x_p, \mu) \otimes \sigma_{ij} \quad (4)$$

with the polarized cross section defined as

$$\Delta \sigma = \frac{1}{2}(\sigma(++) - \sigma(+-)), \quad (5)$$

and $+$, $-$ denoting the helicity of the scattering particles. Δf_γ and Δf_p represent the polarized photon PDFs and proton PDFs, respectively. The relevant cross section asymmetry measured experimentally is $A_{LL} = \Delta \sigma / \sigma$. Because PYTHIA does not incorporate spin dependent cross sections, this information needs to be constructed externally. A relatively straightforward way of doing this is to calculate asymmetries on an event-by-event basis and then apply the asymmetry as an event weight. For this analysis, event weights were calculated depending on the kinematics and subprocesses as generated in PYTHIA, and applied in an external analysis of the PYTHIA output. The event information available from PYTHIA is the kinematics (x, Q^2) . The asymmetry weight for a given process can be constructed as

$$w = \hat{a}(\hat{s}, \hat{t}, \mu^2, Q^2) \times \frac{\Delta f_a^\gamma(x_a, \mu^2)}{f_a^\gamma(x_a, \mu^2)} \times \frac{\Delta f_b^p(x_b, \mu^2)}{f_b^p(x_b, \mu^2)} \quad (6)$$

where \hat{a} is the hard subprocess asymmetry. The leading-order formulas for helicity-dependent and helicity-averaged cross sections for scattering of partons in the PGF, QCDC and DIS subprocess are taken from [44] and the lowest order equations [45] for the resolved subprocesses asymmetries are obtained from [46].

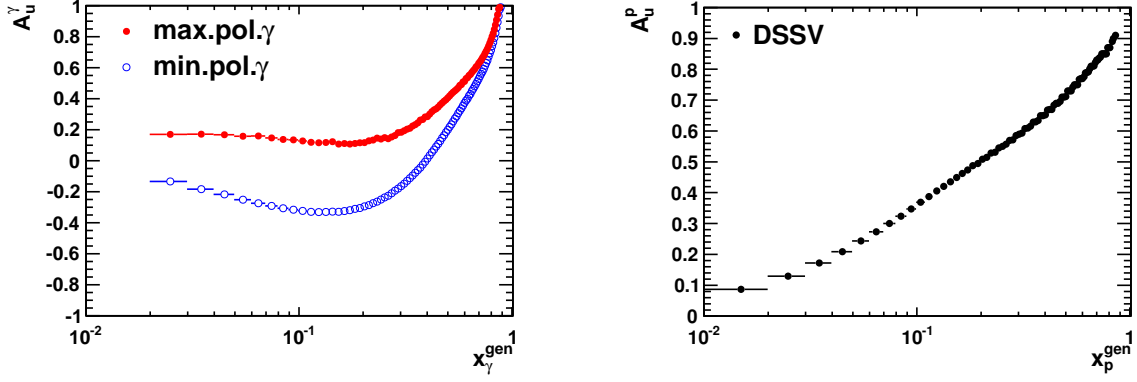


FIG. 13. [color online] Examples of the input photon asymmetry and proton asymmetry. Left: photonic parton asymmetries $A_u^\gamma \equiv \Delta f_u^\gamma / f_u^\gamma$ for the “maximal” and “minimal” scenarios of the selected di-jet events at EIC. Right: protonic parton asymmetry $A_u^p \equiv \Delta f_u^p / f_u^p$ for the DSSV polarized proton PDF.

The second term of Eq. 6, $\frac{\Delta f^\gamma}{f^\gamma}$, is the photonic parton asymmetry. $\frac{\Delta f_a^\gamma(x_a, \mu^2)}{f_a^\gamma(x_a, \mu^2)} = 1$ for $x_a = 1$ in direct photon processes (PGF, QCDC, DIS). In resolved processes (hard QCD $2 \rightarrow 2$ processes), f^γ is the unpolarized photon PDF; we use the aforementioned SAS 1D-LO PDF. $\Delta f^\gamma(x, \mu^2)$, the parton distributions of longitudinally polarized photons, are experimentally completely unknown. In this analysis, two very different scenarios [47–50] for the polarized photon PDFs were considered, assuming “maximal” ($\Delta f^\gamma(x, \mu^2) = f^\gamma(x, \mu^2)$) or “minimal” ($\Delta f^\gamma(x, \mu^2) = 0$) polarization based on the positivity constraints

$$|\Delta f^\gamma(x, \mu^2)| \leq f^\gamma(x, \mu^2) \quad (7)$$

at the input scale μ (also commonly referred to as \hat{Q}^2), where μ is defined to be

$$\mu^2 = \hat{p}_T^2 + \frac{1}{2}Q^2 \quad (8)$$

To take the u quark as an example, the results of the two assumptions are presented in the left of FIG. 13 in terms of the photonic parton asymmetries $A_f^\gamma \equiv \Delta f^\gamma / f^\gamma$, for our event selection at $Q^2 < 0.1 \text{ GeV}^2$ in LO. These sets are used in the following to calculate the di-jet double spin asymmetry A_{LL} . The third term of Eq. 6 is the parton asymmetry in the proton, defined as $A_f^p \equiv \Delta f^p / f^p$. In the simulation, the input for f^p is the unpolarized proton PDF of CTEQ5m and we choose DSSV [51, 52] for the polarized proton PDF; this is shown in the right of FIG. 13.

The final polarized di-jet cross section is measured with the same selection criteria as for the unpolarized cross section and applying the event weights as described before. FIG. 14 shows the polarized di-jet cross section using the “maximal” polarization scenario for the partons in the photon. The polarized di-jet cross section can be

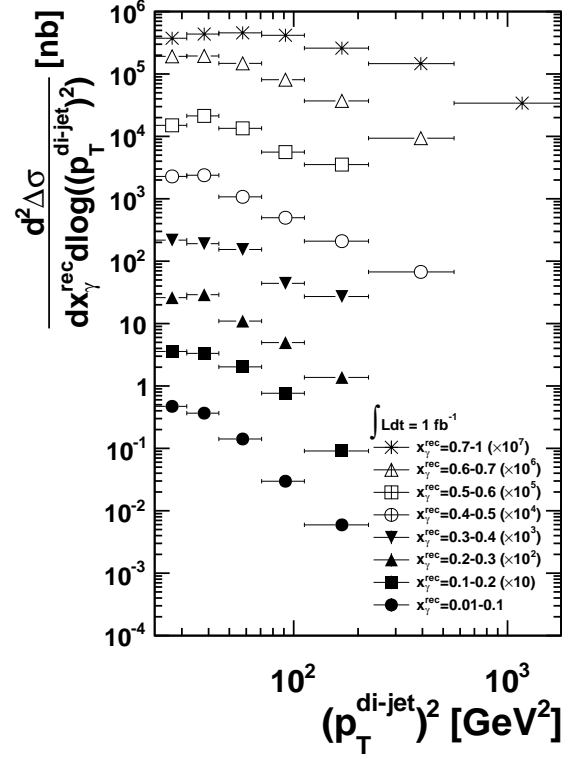


FIG. 14. The measured di-jet cross section in polarized ep collision as a function of the squared jet transverse momentum for the range of the reconstructed parton fractional momentum. The kinematics are the same as in FIG. 6.

measured at an EIC over a wide kinematic range with high accuracy.

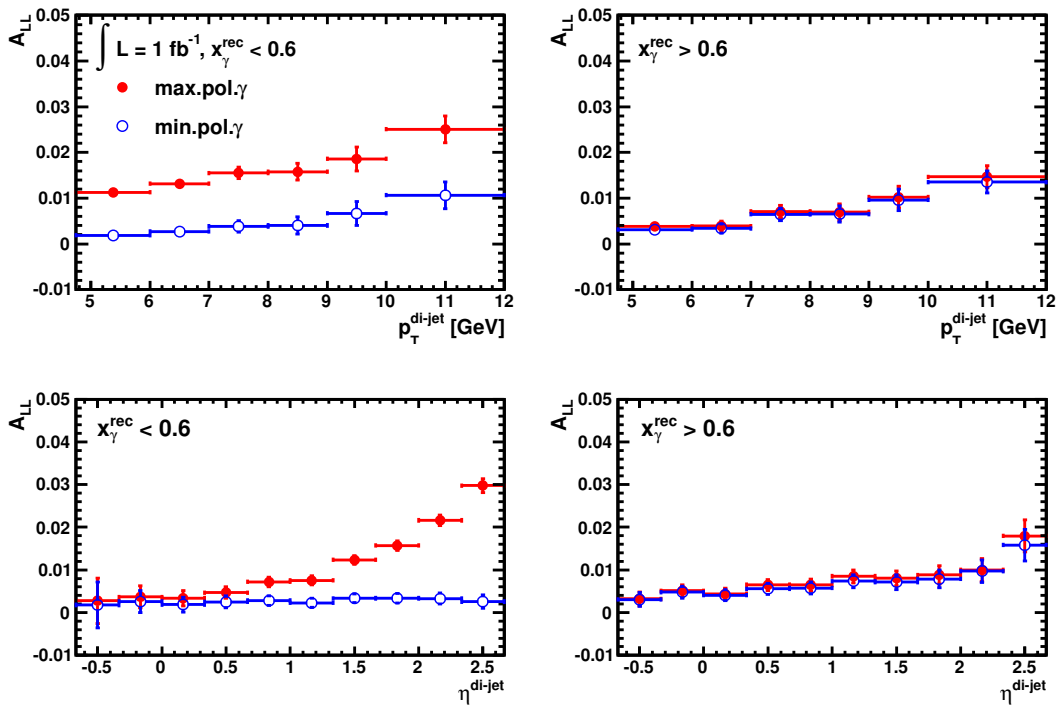


FIG. 15. [color online] Top: the cross section asymmetry as a function of $p_T^{\text{di-jet}}$ (top) and $\eta^{\text{di-jet}}$ (bottom). The two columns show the asymmetry for two x_γ^{rec} regions to enhance the contribution from the resolved photon processes (left) and the direct photon processes (right). The kinematics are the same as in FIG. 6.

The statistical errors δA are estimated from

$$\delta A = \frac{1}{\sqrt{\mathcal{L}\sigma}}, \quad (9)$$

where the integrated luminosity $\mathcal{L} = 1 \text{ fb}^{-1}$.

In FIG. 15 A_{LL} as a function of $p_T^{\text{di-jet}}$ is shown. In FIG. 15 top left the asymmetry is displayed by applying a cut $x_\gamma^{\text{rec}} < 0.6$ to select a region where the resolved processes dominate. The “maximal” and “minimal” scenario for the polarization of the partons in the photon lead to a significant difference in the predicted asymmetry. The structure of the photon plays an important role in this region. Approaching the large x_γ^{rec} region, the direct processes start to dominate. In this kinematic region the asymmetry is dominated by the polarization of the partons in the proton, the photon is mainly a point-like particle, therefore the two scenarios converge to the same A_{LL} . The bottom of FIG. 15 shows A_{LL} as a function of $\eta^{\text{di-jet}}$. The overall behavior of the asymmetry as a function of $\eta^{\text{di-jet}}$ follows the one as a function of $p_T^{\text{di-jet}}$, showing a significant difference in the x_γ^{rec} region where the resolved processes dominate. In conclusion, the cross section asymmetry is sensitive to the polarization of the partons in the photon in the resolved photon processes, and the polarized photon PDFs can be well constrained by measuring A_{LL} at an EIC.

IV. SUMMARY

The hadronic structure of the photon can be accessed at low Q^2 in deep inelastic scattering through tagging resolved photon processes. We have shown in a detailed analysis the capability of a future EIC to perform di-jet measurements to extract (un)polarized photon PDFs: di-jets produced in direct and resolved process can be well separated by reconstructing x_γ , which has a strong correlation with the true x_γ , and one can effectively extract the underlying photon PDFs by measuring di-jet cross sections in photoproduction events. Jets from the photon side can be identified by selecting the more negative pseudo-rapidity jet in each event. Moreover, it is possible to probe the content of the photon by tagging leading hadrons inside the jets from the photon side; the flavor of the originating quark is highly correlated with the identified hadron. With polarized beams, the polarized photon PDFs, which are totally unknown so far, can be extracted at an EIC.

ACKNOWLEDGMENTS

We are very grateful to the EIC group at BNL whose ongoing efforts made this analysis possible. We acknowledge the BNL EIC task force for effective discus-

sions. We appreciate the guiding suggestions from M. Stratmann. And we acknowledge the advice from W.B. Schmidke. E.C.A. and J.H.L. acknowledge the support by the U.S. Department of Energy under contract number No. de-sc0012704. This work is also supported by

the program of Introducing Talents of Discipline to Universities (B08033), the NSFC (11475068) and the National Key Research and Development Program of China (2016YFE0100900).

-
- [1] Annalen der Physik. 4 (3): 553 (1901) [doi:10.1002/andp.19013090310]
- [2] A. Einstein, Annalen der Physik. 17 (6): 132-148 (1905)
- [3] V. V. Kobaychev and S. B. Popov, Astron. Lett. **31**, 147-151 (2005)
- [4] T.F. Walsh and P. Zerwas, Phys. Lett. B **44** 195-198 (1973)
- [5] W. Slominski and J. Szwed, Acta Phys. Polon. **27**, 1887-1914 (1996) [arXiv:hep-ph/9606395]
- [6] E. Witten, Nucl. Phys. B **120**, 189-202 (1977)
- [7] PLUTO Collab., Ch. Berger et al., Phys. Lett. B **142** (1984) 111, Nucl. Phys. B **281** (1987) 365, Phys. Lett. B **107** (1981) 168, Phys. Lett. B **142** (1984) 119; JADE Collab., W. Bartel et al., Z. Phys. C **24** (1984) 231; TASSO Collab., M. Althoff et al., Z. Phys. C **24** (1984) 231; TPC/2 γ Collab., H. Aihara et al., Phys. Rev. Lett. **58** (1987) 97, Z. Phys. C **34** (1987) 1; AMY Collab., T. Sasaki et al., Phys. Lett. B **252** (1990) 491, Phys. Lett. B **325** (1994) 248; OPAL Collab., R. Akers et al., Z. Phys. C **61** (1994) 199; OPAL collab., Phys. Lett. B **539** 13-24 (2002). OPAL Collab., Phys. Lett. B **412** 225-234 (1997). TOPAZ Collab., H. Hayashii et al., Phys. Lett. B **314** (1993) 149; ALEPH Collab., D. Buskulic et al., Phys. Lett. B **313** (1993) 509; DELPHI Collab., P. Abreu et al., Phys. Lett. B **342** (1995) 402
- [8] Armin Böhler, [arXiv:hep-ex/0305029]
- [9] A. De Roeck, Eur. Phys. J. C **33** s394-s397 (2004)
- [10] J. M. Butterworth, DESY 95-043 [arXiv:hep-ex/9503011]
- [11] P. J. Bussey, Nucl. Phys. Proc. Suppl. **126** 17-21(2004)
- [12] H1 Collaboration, Phys. Lett. B **314** 436 (1993), Phys. Lett. B **368** 412-422 (1995), Nucl. Phys. B **445** (1995) 195, Eur. Phys. J. C **13** 397-414 (2000), Nucl. Phys. B **82** (2000) 118 Eur. Phys. J. C **25** (2002) 13-23, ZEUS Collaboration, Phys. Lett. B **348** 665-680 (1995), Phys. Lett. B **384** 401 (1996), Eur. Phys. J. C **4** 591 (1998)
- [13] H1 Collaboration, Eur. Phys. J. C **10** 363-372 (1999)
- [14] S. Frixione, P. Nason and G. Ridolfi, Nucl. Phys. B **454** 3-24 (1995)
- [15] A. Accardi *et al.*, Eur. Phys. J. A **52** (2016) 268
- [16] E.C. Aschenauer *et al.*, [arxiv: 1409.1633]
- [17] T. Sjostrand, S. Mrenna and P. Z. Skands, JHEP **0605**, 026 (2006)
- [18] M. R. Whalley, D. Bourilkov and R. C. Group, [arXiv:hep-ph/0508110]
- [19] H. L. Lai, J. Huston, S. Kuhlmann, J. Morfin, F. Olness, J. F. Owens, J. Pumplin and W. K. Tung, Eur. Phys. J. C **12** (2000) 375-392
- [20] I. Abt, A.M. Cooper-Sarkar, B. Foster, V. Myronenko, K. Wichmann and M. Wing, Phys. Rev. D **96** 014001 (2017)
- [21] Gerhard A. Schuler and Torbjørn Sjostrand, Zeit. Phys. C **68** (1995) 607
- [22] M. Dress and K. Grassie, Z. Phys. C **28** (1985) 451
- [23] H. Abramowicz, K. Charchuta and A. Levy, Phys. Lett. B **269** (1991) 458-464
- [24] L. E Gordon and J. K. Storrow, Z. Phys. C **56** (1992) 307
- [25] L. E Gordon and J. K. Storrow, Nucl. Phys. B **489** (1997) 405
- [26] M. Gluck, E. Reya and A. Vogt, Phys. Rev. D **45** (1992) 3986, Phys. Rev. D **46** (1992) 1973; M. Gluck, E. Reya and M. Stratmann, Phys. Rev. D **51** (1995) 3220
- [27] P. Aurenche, J.-P. Guillet, M. Fontannaz, Z. Phys. C **64** (1994) 621; P. Aurenche, P. Chiappetta, M. Fontannaz, J.P. Guillet and E. Pilon, Z. Phys. C **56** (1992) 589
- [28] Gerhard A. Schuler and Torbjørn Sjostrand, Phys. Lett. B **376** (1996) 193
- [29] D. W. Duke and J. F. Owens, Phys. Rev. D **26** (1982) 1600-1609
- [30] H1 Collaboration, Phys. Lett. B **25** (1997) 418
- [31] X. Chu, B. Page and E.C. Aschenauer in preparation
- [32] H1 Collaboration, Phys. Lett. B **483** (2000) 3648
- [33] ZEUS Collaboration, Eur. Phys. J. C **23** (2002) 615, Phys. Lett. B **354** (1995) 163.
- [34] M. Cacciari and G.P. Salam, Phys. Lett. B **641** 57 (2006)
- [35] H1 Collaboration, Eur. Phys. J. C **1** 97-107 (1998)
- [36] M. Cacciari, G.P. Salam and G. Soyez, JHEP **0804** 063 (2008)
- [37] F. Jacquet and A. Blondel, Report From The Study Group On Detectors For Charged Current Events - in: U. Amaldi et al DESY, Hamburg, 1979, pp. 391; For a recent overview of different methods to determine kinematic variables in DIS see: J. Blumlein, Prog. Part. Nucl. Phys. **69** (2013) 28
- [38] Elke C. Aschenauer, Thomas Burton, Till Martini, Hubert Spiesberger, and Marco Stratmann, Phys. Rev. D **88** (2013) 114025
- [39] Zhong-Bo Kang, Alexei Prokudin, Felix Ringer and Feng Yuan, [arXiv:1707.00913]; Zhong-Bo Kang, Xiaohui Liu, Felix Ringer and Hongxi Xing, [arXiv:1705.08443]
- [40] Tom Kaufmann, Asmita Mukherjee, and Werner Vogel-sang, Phys. Rev. D **92** (2015) 054015, Phys. Rev. D **93** (2016) 114021
- [41] The ATLAS Collaboration, [arXiv:1706.02859]
- [42] J.K. Adkins, Int. J. Mod. Phys. Conf. Ser. **40** (2016) 1660040, PoS DIS2015 (2015) 193
- [43] L3 Collaboration, Phys. Lett. B **447** (1999) 147-156
- [44] A. Bravar, K. Kurek and R. Windmolders, Comput. Phys. Commun. **105** (1997) 42-61
- [45] J. Babcock, E. Monsay and D. W. Sivers, Phys. Rev. D **19** (1979) 1483
- [46] The Hermes Collaboration, Airapetian, A., Akopov, N. et al, J. High Energ. Phys. (2010) 2010: 130
- [47] M. Gluck and W. Vogelsang Z. Phys. C **55** 353-356 (1992)
- [48] M. Gluck and W. Vogelsang Z. Phys. C **57** 309-310 (1993)
- [49] M. Gluck, M. Stratmann and W. Vogelsang Phys. Lett. B **337** 373-375 (1994)

- [50] J.M. Butterworth, N. Goodman, M. Stratmann and W. Vogelsang CERN-TH/97-310, DTP/97/98, UCL/HEP 97-08 (1997) [arXiv:hep-ph/9711250]
- [51] Asymmetry Analysis Collaboration Phys. Rev. D **69** 054021 (2004)
- [52] D. de Florian, R. Sassot, M. Stratmann and W. Vogelsang Phys. Rev. D **80** 034030 (2009)