

# Failure of incentives in multiplex networks

Kaj-Kolja Kleineberg<sup>1,\*</sup> and Dirk Helbing<sup>1</sup>

<sup>1</sup>*Computational Social Science, ETH Zurich, Clausiusstrasse 50, CH-8092 Zurich, Switzerland*

(Dated: December 14, 2024)

Governments and enterprises strongly rely on incentives to generate favorable outcomes from social and strategic interactions between individuals, for example climate or environmental friendly actions. The incentives are usually modeled by payoffs in strategical games, such as the prisoner's dilemma or the harmony game. Adjusting the incentives by changing the payoff parameters e.g. through tax schemes can favor cooperation (harmony) over defection (prisoner's dilemma). Here, we show that if individuals engage in strategic interactions in multiple domains, incentives can fail and the final outcome, cooperation or defection, is dominated by the initial state of the system. Our findings highlight the importance to take the multilayer structure of human interactions into account and emphasize the importance to rethink payoff-based incentives.

Keywords: Complex networks, multiplex networks, evolutionary game theory, structured populations, emergence of cooperation, scale-free networks

## I. INTRODUCTION

Strategic interactions between individuals are at the root of society. It is highly beneficial to a population if these interactions lead to large-scale cooperation [1, 2]. A widely used approach to promote cooperation relies on economic incentives. Examples include performance based bonuses in enterprises, reduced costs for the disposal of sorted waste to encourage recycling, or sharing the financial impact of climate change [3]. Large scale cooperation can emerge through individual strategic interactions that are commonly described by evolutionary game theory [4–6], where incentives are incorporated into payoffs that individuals earn from playing games with their neighbors in a network of contacts [7–10]. The impact of structured populations in a single domain on the evolution of cooperation is well understood [11–14]. However, in reality, interactions take place in different domains, such as business, circles of friends, family etc. Such interactions can be captured by multiplex networks, which are systems comprised of several network layers, where the same set of individuals are present [15–22]. The impact of multiplexity on the outcome of evolutionary games is of high importance for the emergence and stability of cooperation in real systems and has recently attracted a lot of attention [23–31]. Especially the interplay between the structural organization of the different domains in the multiplex—for example whether there are correlations between the importance of an individual in the business and social domain—and evolutionary game dynamics is still not well understood.

In this paper, we show that the interplay between evolutionary dynamics and the structural organization of the multiplex can have dramatic consequences for the effectiveness of incentive schemes. In particular, if the degree of nodes (which abstracts their importance) is correlated among different domains, which is the case in most real

multiplexes [19, 21, 22, 32–34], the evolutionary dynamics can become enslaved by the topology (*topological enslavement*). This means that the hubs may dominate the game dynamics. In this case the ability of incentives to control the system breaks down completely and the outcome becomes independent of the payoffs. This phenomenon can be interpreted as an encrusted society which is insensitive to incentives.

## II. RESULTS

### A. Realistic structured populations with multiple interaction domains

Social and strategic interactions naturally occur in different domains, such as business, friends, family etc. Each of the interaction domains is given by a network of contacts. These networks are usually heterogeneous—often scale-free—as well as highly clustered [36], i.e. they have a large number of closed triangles [37].

The simultaneous presence of individuals in different domains is naturally represented by a multiplex network [38]. A multiplex is comprised of several network layers, each of which consists of the same set of nodes. In real multiplexes, the topologies of the different layers are not independent from each other. Specifically, real multiplex networks have been shown to be far from random superpositions of their constituent layer topologies. Instead, they exhibit a large number of overlapping edges [38], the degrees of nodes between different layers are correlated [19, 32, 33], and nodes tend to connect to similar nodes in different layers [21] (similarity correlations).

To incorporate these features, we generate synthetic multiplex networks using a recent model developed in [21] and illustrated in Fig. 1a and b. The model generates realistic multiplex networks with a variable number of constituent layers, whose properties can also be controlled. We can tune the degree correlations, i.e. the probability

---

\* kkleineberg@ethz.ch

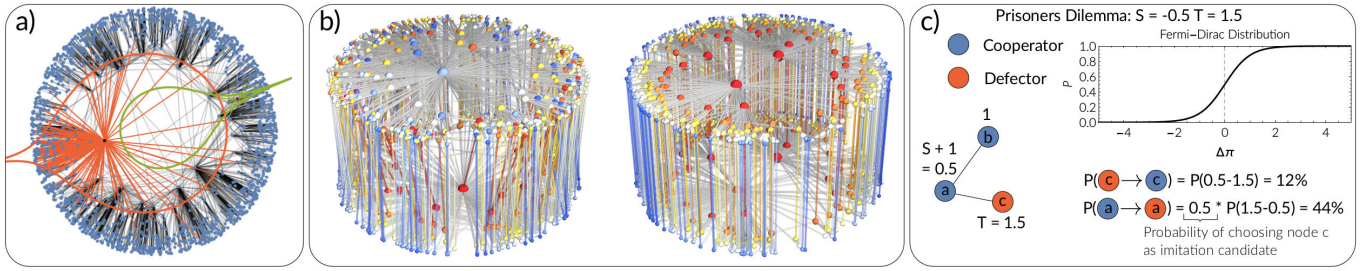


Figure 1. Illustration of multiplex networks and evolutionary game dynamics. **(a)** shows an illustration of the hyperbolic spatial structure of a single layer generated with the model described in Appendix A 1. Hubs, i.e. high degree nodes, are placed closer towards the center of the disk (lower radial coordinate). The angular space represents the similarity between nodes, such that nodes tend to connect to other nodes close to them in this space. The red line shows the hyperbolic disk of radius  $R$  (see [35]) around the black node. For  $T \rightarrow 0$ , this node connects exclusively to all nodes inside this disc. When the temperature is finite, as shown here, there is a certain probability that longer range connections will be formed and some nodes inside the disc will not be connected to the black node. To illustrate this, we marked all edges adjacent to the black node in red. The green line shows the same disk, but for the purple node, which has a lower degree. **(b)** shows two two-layer multiplexes generated with the model described in Appendix A 1, on the left without degree correlations ( $g = 1, \nu = 0$ ) and on the right with degree correlations ( $g = \nu = 1$ ). Colors are proportional to the radial coordinate that abstract the degree of each node in layer 1 (bottom layer). In the absence of degree correlations, a node that is a hub in one layer can have any degree in the other layer (respecting the degree distribution), whereas in the presence of degree correlations, being a hub in one layer implies also being a hub in the other layer. **(c)** shows an illustration of evolutionary game dynamics of the example for the prisoner's dilemma ( $S = -0.5$  and  $T = 1.5$  in Eq. (A3)). In structured networked populations, individuals play with their neighbors in a network. After each round, they choose a random neighbor and imitate her strategy with a probability following a Fermi-Dirac distribution, see Eq. (A4), which depends on the difference between their payoffs.

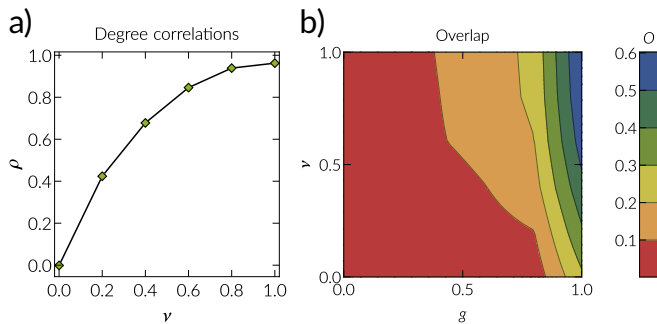


Figure 2. Results for synthetic two-layer multiplexes generated with the model described in the text averaged over 100 realizations of the multiplex construction procedure. Layers have  $N = 4000$  nodes, power-law exponents  $\gamma = 2.6$ , and mean local clustering coefficient 0.4. **(a)** shows degree correlations  $\rho$  (Pearson correlation coefficient between the degrees of nodes in layer 1 and 2) as a function of the parameter  $\nu$ . **(b)** shows the overlap  $O$ , defined as the fraction of the number of common edges in both layers divided by the maximum of the number of edges in layer 1 and 2, as a function of the parameters  $g$  and  $\nu$ .

that a hub in one layer is also a hub in another layer, by varying parameter  $\nu$  from 0 (no correlations) to 1 (maximal correlations). The Pearson correlation coefficient between the degrees of nodes increases monotonously with  $\nu$  and is shown in Fig. 2a for a two-layer multiplex. Independently from degree correlations, we can tune the strength of similarity correlations, which resembles the likelihood of a node to form connections to the same

nodes in different layers, by varying parameter  $g$  from 0 (no correlations) to 1 (maximal correlations). If both correlations are present, the multiplex exhibits a high overlap, defined as the fraction of common edges in different layers. The overlap is only high if both correlations are significant (especially  $g$  has to be large), which is shown in Fig. 2. The details of this model are described in Appendix A 1 and in [21].

## B. Evolutionary game dynamics

In a population that interacts in different domains represented by the aforementioned multiplexes, we investigate evolutionary game dynamics [4, 5, 39] as described in detail in Appendix A 2. In a nutshell, individuals play games with their contacts in each layer of the multiplex. In each layer, individuals have two strategic choices: they can either cooperate (C) or defect (D). They collect a payoff for each game they play in each layer as a function of the strategies played (see Eq. (A3)). After each round of games, each individual compares the total payoff they have earned with a random neighbor from a random layer. The focal individual copies the strategy of the chosen neighbor with a probability that depends on the difference in total payoffs earned, such that individuals are more likely to copy the strategy of more successful peers (see Fig. 1c). Importantly, individuals only have knowledge about the total payoff and do not know how it is distributed among the different interaction domains. After each update round, we reset the payoffs and proceed to the next round of games. In this paper, if not

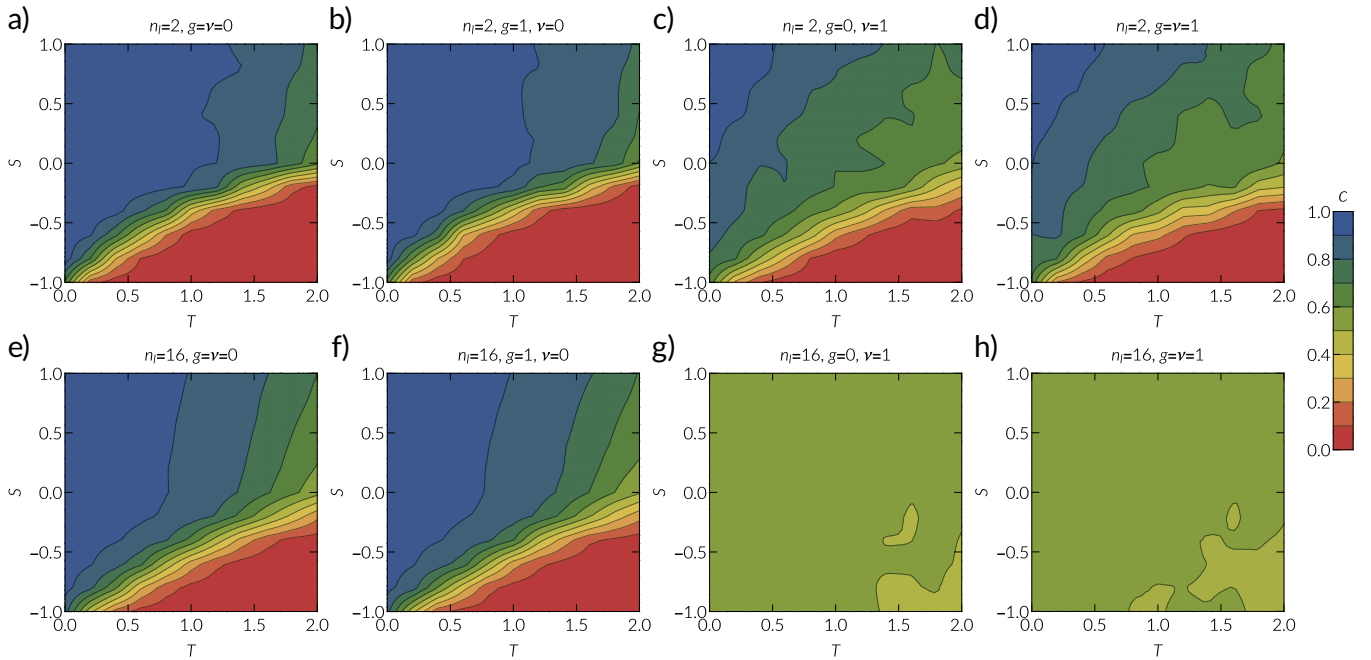


Figure 3. Mean final cooperation (color coded) as a function of the game payoff parameters  $T$  and  $S$ . Networks are generated with the model described in the text. Layers have  $N = 4000$  nodes, power-law exponents  $\gamma = 2.6$ , and mean local clustering coefficient 0.4. **(a-d)** are for  $n_l = 2$  layers, and **(e-h)** are for  $n_l = 16$  layers. **(a)** and **(e)** show no correlations ( $g = \nu = 0$ ), **(b)** and **(f)** show only similarity correlations ( $g = 1$ ), **(c)** and **(g)** show only degree correlations ( $\nu = 1$ ), **(d)** and **(h)** show degree and similarity correlations ( $g = \nu = 1$ ).

stated otherwise, we always start with 50% cooperators, which are randomly assigned. Later, we will investigate and discuss the impact of different initial fractions of cooperators.

In an isolated domain, impact of the structural properties of the network of contacts for the outcome of evolutionary games is well understood. Heterogeneity, in particular the scale-free property, has been shown to favor cooperation [11–14, 40]. However, the impact of the structure of multiple interaction domains, in particular the aforementioned correlations, is still not well understood.

### C. Topological enslavement leads to failure of incentives

Let us first consider multiplexes with 2 layers, which we generate with the aforementioned model. We now simulate the evolutionary game dynamics. We define the mean final cooperation as  $c = \frac{1}{n_l} \sum_{l=1}^{n_l} c_l$ , where  $c_l$  denotes the final mean cooperation in layer  $l$ , and  $n_l$  is the number of layers. The results are similar to the outcome of evolutionary games in a single domain with heterogeneous networks of contacts [12] (see also Supplementary Materials), and only mildly change as a function of the degree and similarity correlations. If degree correlations are present (see Fig. 3c and d), the transition between cooperation (blue) and defection (red) in the  $T-S$  plane

is less sharp as compared to the absence of degree correlations (see Fig. 3a and b). This effect is dramatically amplified as the number of layers increases. In particular, for 16 layers, the overall picture in the absence of degree correlations is similar to the previous case (see Fig. 3e and f). However, the existence of degree correlations fundamentally changes the outcome. In the whole  $T-S$  plane, we now observe a mean final cooperation of  $c \approx 0.5$ , which is nearly independent of the game payoff parameters  $T$  and  $S$  (see Fig. 3g and h). Note that this behavior occurs independently of the similarity correlations, for which we use  $g = 1$  in the following [41]. Since  $g = 1, \nu = 1$  implies a large and  $g = 0, \nu = 1$  a very small overlap (see Fig. 2b), we conclude that the observed behavior is not driven by the edge overlap, in contrast to [26]. Finally, as we show in the Supplementary Materials, we obtain qualitatively the same results for multiplexes that are constructed using Albert-Barabasi networks in the individuals layers. We construct multiplexes either by randomly matching individuals between the two layers, in this case there are no degree correlations, or by matching individuals according to their degree rank, which leads to maximal degree correlations. We observe again that if degree correlations are present and the number of layers is large, the final mean cooperation in the  $T-S$  plane is  $c \approx 0.5$ . In addition to the aforementioned findings, this suggests that degree correlations are responsible for the observed phenomenon. The mechanism at play is “topological enslavement”, which we explain in detail later.

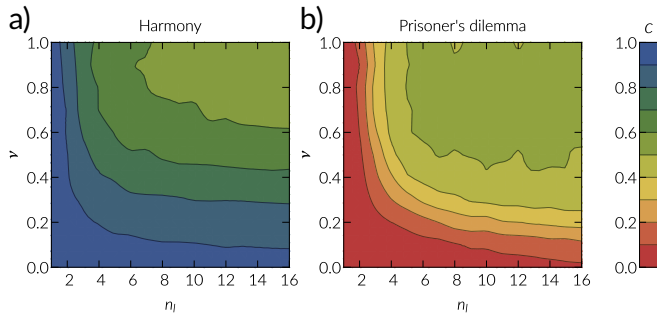


Figure 4. Mean final cooperation (color coded) for **(a)** the harmony ( $T = 0.5$  and  $S = 0.5$ ) and **(b)** the prisoner's dilemma ( $T = 1.5$  and  $S = -0.5$ ) game as a function of the number of layers  $n_l$  and the strength of radial correlations  $\nu$ . Networks are generated with the model described in the text. Layers have  $N = 4000$  nodes, power-law exponents  $\gamma = 2.6$ , and mean local clustering coefficient 0.4. Results are averaged over 400 realizations.

The mechanism responsible for topological enslavement is that individuals only have knowledge of the aggregated payoff but imitate the strategy of other individuals in a particular interaction domain. This imitation process is blind to where the actual payoff came from, which could have been earned in another layer following a different strategy. Hubs have the potential to earn higher payoffs because they play more games. Furthermore, due to their high number of links, nodes are more likely to select hubs as imitation candidates. If degrees are correlated between the layers, hubs in one layer are also hubs in another layer. Let us consider the harmony game with  $S = 0.5, T = 0.5$  as an example. Assume that we have a hub that is initiated as cooperator in layer 1 and defector in layer 2. Then, in the first round, in layer 1 the hub earns an expected payoff of  $k/2 \cdot 1.5$ . In layer 2 it earns  $k/2 \cdot 0.5$ , which in total yields  $k$  (recall that we assign to each node the initial state of cooperate with 50% probability). For the sake of simplicity, assume that we have, apart from the hub, in each layer  $k$  other nodes that are exclusively connected to the hub. These nodes then earn a payoff in the range  $[0.5, 1.5]$ . Now, if  $k \gg 1$ , the other nodes will always imitate the hub, and not vice versa, and hence in layer 2 where the hub started as a defector eventually defection will prevail, although this could not happen in the harmony game in isolation. As we have seen in this toy example, hubs can accumulate a high aggregated payoff, and if degree correlations are present, the topology dominates the game dynamics. The consequence is that the actual game payoffs  $T$  and  $S$  become irrelevant. Instead, the outcome is determined by the initial conditions. The behavior is similar in the prisoner's dilemma game, where a defecting hub earns a high payoff.

Topological enslavement emerges and triggers payoff irrelevance as we increase the number of layers and the strength of degree correlations. In a single domain, defection is the prevailing strategy in the prisoner's dilemma

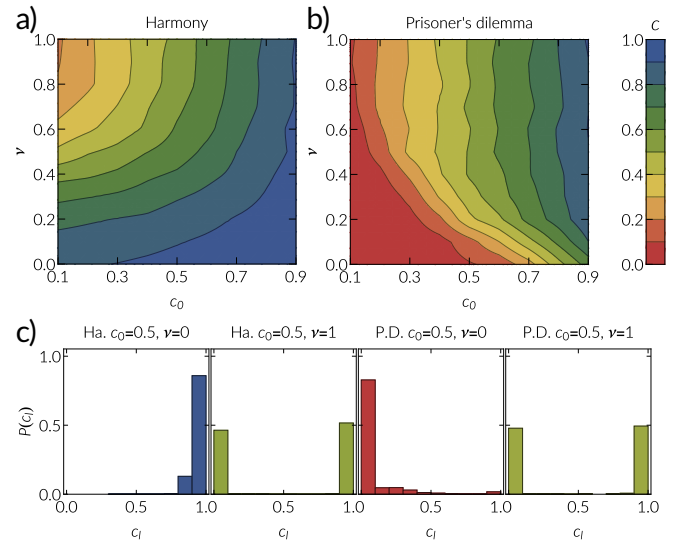


Figure 5. Mean final cooperation (color coded) for **(a)** the harmony ( $T = 0.5$  and  $S = 0.5$ ) and **(b)** the prisoner's dilemma ( $T = 1.5$  and  $S = -0.5$ ) game as a function of the number of layers  $n_l$  and the strength of radial correlations  $\nu$ . Multiplexes have 16 layers and are generated with the model described in the text. Layers have  $N = 4000$  nodes, power-law exponents  $\gamma = 2.6$ , and mean local clustering coefficient 0.4.

and cooperation flourishes in the harmony game [42]. In the following we choose these games because they are prototypes of very different situations, where the outcome in a single domain is either cooperation or defection. However, even in these complementary cases, we find that if the number of layers is large enough and degrees correlations are strong enough, topological enslavement makes the final outcome of these two games indistinguishable. This is shown in Fig. 4. If degree correlations are weak (small  $\nu$ ) and/or the number of layers is small (low  $n_l$ ), we recover the known result from a single domain, namely cooperation in the harmony game and defection in the prisoner's dilemma. However, if degree correlations are strong enough and the number of layers is large enough, both games show the same outcome: a mean cooperation of  $c \approx 0.5$  (see green area in Fig. 4).

Moreover, topological enslavement implies that the initial conditions play an important role for the final outcome. If we start for example with 30% cooperators, the hubs will also be cooperative with 30% probability and, following the aforementioned mechanism, on average 30% of the layers will become cooperative, whereas the remaining 70% will become defective. Indeed, we observed that initial conditions determine the outcome if degree correlations are strong. We show this in Fig. 5, where we vary the initial cooperation  $c_0$  from 10% to 90%. For low degree correlations, in the harmony game we observe mainly cooperation, and in the prisoner's game mainly defection. However, as the strength of degree correlations increase, the final outcome aligns very well with



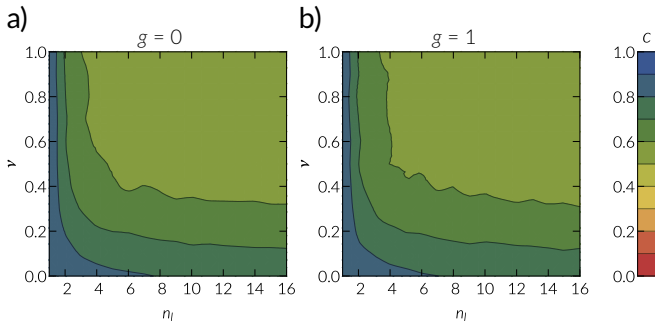


Figure 6. Mean final cooperation (color coded) in the public goods game as a function of the number of layers  $n_l$  and the strength of degree correlations  $\nu$ . Networks are generated with the model described in the text. Layers have  $N = 4000$  nodes, power-law exponents  $\gamma = 2.5$ , mean local clustering coefficient 0.4. The synergy factor is  $r = 1.6$ . **a)** No angular correlations ( $g = 0$ ). **b)** With angular correlations ( $g = 1$ ).

the initial density of cooperators.

Finally, topological enslavement is not restricted to pairwise games like the prisoner’s dilemma or the harmony game. Let us consider the public goods game as an example, where individuals play in different overlapping groups. A node with degree  $k$  participates in  $k + 1$  groups centered around each of its neighbors and itself. Cooperators contribute to the common pool with a total amount that they divide equally among the groups they participate in. The total amount in the common pool of each group is multiplied by a factor  $r$  and distributed equally among all members of the group. The game is played independently in different layers, and the total payoffs are aggregated for each node (see methods for details). The results are shown in Fig. 6. For the given synergy factor, cooperation density is large in the absence of degree correlations, ( $> 70\%$ ), but if the number of layers is large and degree correlations are present, cooperation density drops to a value close to 50% (independently of the overlap in the multiplex [43]). These findings suggest that the failure of incentives can occur in a broad range of games.

### III. DISCUSSION

Humans constantly interact in different domains where they can adopt different strategies in evolutionary games [25]. A player who interacts with an opponent in one domain may not have knowledge of the opponent’s behavior in the other domains. Therefore, the success of the opponent can be the result of interactions in other domains, where she may have played a different strategy. Because these interactions are “hidden” from the player, she will attribute the success of the opponent to her strategy in the domain where the two interact. Here, we show that in this scenario incentives can fail if the system has certain structural properties, which are similar

to real world systems [21].

The different domains can be represented as a multiplex network. In these type of systems, individuals are simultaneously present in different network layers with different topologies. In reality, the topologies of different layers are often related, commonly featuring a large edge overlap [26, 38], degree correlations [19, 32, 33], and correlations between the similarity of nodes [21]. We have shown that if degree correlations between different heterogeneous layers are strong enough and individuals engage in many domains, incentives that represent the payoff in strategical games can fail. In this case, the final outcome is strongly determined by the initial conditions. This phenomenon, which we call topological enslavement, occurs because nodes that are hubs in different layers can accumulate a high aggregated payoff such that other nodes will tend to imitate their strategies in a specific domain, regardless of whether their payoff was earned in this domain.

To conclude, we have shown that if individuals interact in multiple domains in a way that imitates more successful behavior, the payoff of strategical games can become irrelevant for the final outcome. This happens if the same individuals are powerful in different domains, if one considers the degree of a node as a proxy for power. The resulting situation can be interpreted as an encrusted society, which is insensitive to payoff-based incentives. Mixing the influence individuals have in different domains destroys the correlations between the layers and hence is an effective measure to avoid this situation, but might not be practical in reality. Therefore, it constitutes an important task for future research to investigate whether the transition from such payoff-based incentives, where one incentivizes “how to act”, to topological incentives, which promote “with whom to act”, could provide a cure for an encrusted society.

## Appendix A: Methods

### 1. Generating realistic multiplex networks with geometric correlations

The geometric multiplex model is based on the (single-layer) network construction procedure of the newtonian  $\mathbb{S}^1$  [44] and hyperbolic  $\mathbb{H}^2$  [35] models. The two models are isomorphic and here we present the results for the  $\mathbb{H}^2$  version. The construction of a network of size  $N$  proceed firsts by assigning to each node  $i = 1, \dots, N$  its popularity and similarity coordinates  $r_i, \theta_i$  and subsequently, connecting each pair of nodes  $i, j$  with probability  $p(x_{ij})$  given by the Fermi-Dirac distribution

$$p(x_{ij}) = 1/(1 + e^{\frac{1}{2T}(x_{ij}-R)}), \quad (\text{A1})$$

where

$$x_{ij} = \cosh^{-1}(\cosh r_i \cosh r_j - \sinh r_i \sinh r_j \cos \Delta\theta_{ij}) \quad (\text{A2})$$

is the hyperbolic distance between the nodes and  $R \propto \ln N$  [35].  $\Delta\theta_{ij} = |\pi - |\pi - |\theta_j - \theta_i|||$  denotes the angular distance between nodes  $i$  and  $j$ . The temperature parameter  $\bar{T}$  controls the level of clustering in the network [45]. The average clustering  $\bar{c}$  is maximized at  $T = 0$ , linearly decreases to zero with  $\bar{T} \in [0, 1)$ , and is asymptotically zero if  $\bar{T} > 1$ . As  $\bar{T} \rightarrow 0$  the connection probability becomes the step function  $p(x_{ij}) \rightarrow 1$  if  $x_{ij} \leq R$ , and  $p(x_{ij}) \rightarrow 0$  if  $x_{ij} > R$ . It has been shown that the  $\mathbb{S}^1$  and  $\mathbb{H}^2$  models can build synthetic networks reproducing a wide range of structural characteristics of real networks, including power law degree distributions and strong clustering [35, 44]. The use of these models for the single-layer networks allows for radial and angular coordinate correlations across the different layers. The level of these correlations can be controlled by model parameters  $\nu \in [0, 1]$  and  $g \in [0, 1]$ , without affecting the topological structure of the single layers. The radial correlations, related to the node's degree, increase with parameter  $\nu$  (see Fig. 2a). At  $\nu = 0$  there are no radial correlations, while at  $\nu = 1$  radial correlations are maximized. Similarly, the angular correlations increase with parameter  $g$ . At  $g = 0$  there are no angular correlations, while at  $g = 1$  angular correlations are maximized. See [21] for details.

## 2. Evolutionary game dynamics

### a. Pairwise games

Individuals play games with their contacts in each layer of the multiplex. In each layer, individuals have two strategic choices: they can either cooperate (C) or defect (D). The payoff of each two-player game is then described by the payoff matrix

$$M = \begin{array}{c|cc} & \text{C} & \text{D} \\ \hline \text{C} & 1 & S \\ \hline \text{D} & T & 0 \end{array}. \quad (\text{A3})$$

Parameters  $T$  and  $S$  define different games [4].  $T < 1$  and  $S > 0$  defines the ‘‘harmony’’ game,  $T < 1$  and  $S < 0$  corresponds to the ‘‘stag hunt’’ game,  $T > 1$  and  $S < 0$  yields the ‘‘prisoner’s dilemma’’, and finally for  $T > 1$  and  $S > 0$  we obtain the ‘‘snowdrift’’ game.

One round of the game consists of each individual playing one game with each of her neighbors in each layer in the multiplex. Furthermore, we consider the evolution of the system to be governed by imitation dynamics [46–48], reflecting that individuals tend to adopt the strategy of more successful neighbors. After each round of the game (synchronized updates) each node  $i$  chooses first one layer,  $l$ , at random and then—within this layer—one neighbor  $j$  at random, and copies her strategy with probability  $P_{l,i \leftarrow j}$ , specified by the Fermi-Dirac distribution [11, 46, 49–51] (in analogy to maximum entropy

considerations in Glauber dynamics [46, 51])

$$P_{l,i \leftarrow j} = \frac{1}{1 + e^{-(\Pi_j - \Pi_i)/K}}. \quad (\text{A4})$$

Herein,  $\Pi_i = \frac{1}{n_i} \sum_{l=1}^{n_l} \pi_{i,l}$  measures the aggregated payoff of node  $i$  given by the sum of the payoffs  $\pi_{i,l}$  of node  $i$  in layer  $l$  over all layers, which we normalize by the number of layers. Parameter  $K$  plays the role of a temperature and quantifies the irrationality of the players. After all nodes updated their strategy simultaneously, we reset all payoffs.

In the Supplementary Materials we show that small changes of these rules does not change the qualitative picture.

### b. Public goods game

In the version of the public goods game considered here [52], individuals play in different overlapping groups. A node with degree  $k_i$  plays in  $G = k_i + 1$  groups, centered around each of its neighbors and the node  $i$  itself. A group centered around node  $i$  consists of the node itself and its  $k$  neighbors, hence it has size  $k_i + 1$ . Each node can cooperate ( $s_i = 1$ ) or defect ( $s_i = 0$ ) in each layer independently. Cooperators contribute to public pools collected in the groups with a total amount  $c$ , which we set to 1. Cooperators distribute their contribution equally among the  $G$  groups they participate in, thus they invest  $c/(k_i + 1)$ . We denote the common pool in the group centered around node  $i$  in layer  $l$  as  $\mathcal{G}_{i,l}$ . The whole amount in this pool is then

$$\mathcal{G}_{i,l} = \frac{c}{k_{i,l} + 1} s_{i,l} + \sum_{j \in \text{NB}(i,l)} \frac{c}{k_{j,l} + 1} s_{j,l}, \quad (\text{A5})$$

where  $k_{i,l}$  denotes the degree of node  $i$  in layer  $l$  and  $\text{NB}(i, l)$  is the set of neighbors of node  $i$  in layer  $l$ . The total amount in the pool is multiplied by  $r$  and distributed equally among all nodes in the group. Hence, node  $j$  obtains the payoff

$$\hat{\pi}_{i,j,l} = \frac{r\mathcal{G}_{i,l}}{k_i + 1} - \frac{c}{k_j + 1} s_{j,l} \quad (\text{A6})$$

from the group centered around  $i$  in layer  $l$ . Summing up the payoffs in each group and each layer then yields the total payoff of node  $i$

$$\Pi_i = \sum_{l=1}^{n_l} \left[ \hat{\pi}_{i,i,l} + \sum_{j \in \text{NB}(i,l)} \hat{\pi}_{j,i,l} \right]. \quad (\text{A7})$$

After one round of the game, which consists of playing one public goods game in each of the groups, we perform an update step in the same way as explained before. After each nodes update their strategy, we reset the payoffs and proceed with the next round.

## ACKNOWLEDGMENTS

This work was partially funded by the European Community's H2020 Program under the funding scheme "FET- PROACT-1-2014: Global Systems

Science (GSS)", grant agreement 641191 "CIMPLEX: Bringing Citizens, Models and Data together in Participatory, Interactive Social EXploratories". D.H. is grateful for support by the ERC Grant "Momentum" (324247).

- 
- [1] Roger Highfield Martin Nowak, *SuperCooperators: Altruism, Evolution, and Why We Need Each Other to Succeed* (Free Press, New York, 2011).
- [2] John Maynard Smith and Eors Szathmary, *The Major Transitions in Evolution* (Oxford University Press, 1995).
- [3] Manfred Milinski, Ralf D. Sommerfeld, Hans-Jürgen Krambeck, Floyd A. Reed, and Jochem Marotzke, "The collective-risk social dilemma and the prevention of simulated dangerous climate change," *Proceedings of the National Academy of Sciences* **105**, 2291–2294 (2008).
- [4] Martin A. Nowak, *Evolutionary Dynamics: Exploring the Equations of Life* (Harvard University Press, 2006).
- [5] John Maynard Smith, *Evolution and the Theory of Games* (Cambridge University Press, 1982).
- [6] Robert M. Axelrod, *The evolution of cooperation* (Basic Books, 1984).
- [7] Martin A. Nowak and Robert M. May, "Evolutionary games and spatial chaos," *Nature* **359**, 826–829 (1992).
- [8] M. Perc, J. Gomez-Gardenes, A. Szolnoki, L. M. Floría, and Y. Moreno, "Evolutionary dynamics of group interactions on structured populations: a review," *Journal of The Royal Society Interface* **10**, 20120997–20120997 (2013).
- [9] A. Traulsen and M. A. Nowak, "Evolution of cooperation by multilevel selection," *Proceedings of the National Academy of Sciences* **103**, 10952–10955 (2006).
- [10] David G. Rand, Martin A. Nowak, James H. Fowler, and Nicholas A. Christakis, "Static network structure can stabilize human cooperation," *Proceedings of the National Academy of Sciences* **111**, 17093–17098 (2014).
- [11] F. C. Santos and J. M. Pacheco, "Scale-free networks provide a unifying framework for the emergence of cooperation," *Physical Review Letters* **95**, 9 (2005).
- [12] F. C. Santos, J. M. Pacheco, and T. Lenaerts, "Evolutionary dynamics of social dilemmas in structured heterogeneous populations," *Proceedings of the National Academy of Sciences* **103**, 3490–3494 (2006).
- [13] Attila Szolnoki, Matjaž Perc, and Zsuzsa Danku, "Towards effective payoffs in the prisoner's dilemma game on scale-free networks," *Physica A: Statistical Mechanics and its Applications* **387**, 2075–2082 (2008).
- [14] J. Gómez-Gardeñes, M. Campillo, L. M. Floría, and Y. Moreno, "Dynamical organization of cooperation in complex topologies," *Phys. Rev. Lett.* **98**, 108103 (2007).
- [15] Ginestra Bianconi, "Multilayer networks: Dangerous liaisons?" *Nat. Phys.* **10**, 712–714 (2014).
- [16] Michael Szell, Renaud Lambiotte, and Stefan Thurner, "Multirelational organization of large-scale social networks in an online world," *Proc. R. Soc. Lond.* **107**, 13636–13641 (2010).
- [17] Manlio De Domenico, Albert Solé-Ribalta, Emanuele Cozzo, Mikko Kivela, Yamir Moreno, Mason A. Porter, Sergio Gómez, and Alex Arenas, "Mathematical formulation of multilayer networks," *Phys. Rev. X* **3**, 041022 (2013).
- [18] Kaj-Kolja Kleineberg and Marián Boguñá, "Competition between global and local online social networks," *Sci. Rep.* **6**, 25116 (2016).
- [19] Vincenzo Nicosia and Vito Latora, "Measuring and modeling correlations in multiplex networks," *Phys. Rev. E* **92**, 032805 (2015).
- [20] Federico Battiston, Vincenzo Nicosia, and Vito Latora, "Structural measures for multiplex networks," *Phys. Rev. E* **89**, 032804 (2014).
- [21] Kaj-Kolja Kleineberg, Marián Boguñá, M. Ángeles Serrano, and Fragkiskos Papadopoulos, "Hidden geometric correlations in real multiplex networks," *Nat. Phys.* **12**, 1076–1081 (2016).
- [22] Kaj-Kolja Kleineberg, Lubos Buzna, Fragkiskos Papadopoulos, Marián Boguñá, and M. Ángeles Serrano, "Geometric correlations mitigate the extreme vulnerability of multiplex networks against targeted attacks," *Phys. Rev. Lett.* **118**, 218301 (2017).
- [23] Zhen Wang, Attila Szolnoki, and Matjaž Perc, "Evolution of public cooperation on interdependent networks: The impact of biased utility functions," *EPL (Europhysics Letters)* **97**, 48001 (2012).
- [24] Jesús Gómez-Gardeñes, Carlos Gracia-Lázaro, Luis Mario Floría, and Yamir Moreno, "Evolutionary dynamics on interdependent populations," *Phys. Rev. E* **86**, 056113 (2012).
- [25] Zhen Wang, Lin Wang, Attila Szolnoki, and Matjaž Perc, "Evolutionary games on multilayer networks: a colloquium," *EPJ B* **88**, 124 (2015).
- [26] F. Battiston, M. Perc, and V. Latora, "Determinants of public cooperation in multiplex networks," *ArXiv: 1704.04542* (2017).
- [27] Zhen Wang, Attila Szolnoki, and Matjaž Perc, "Interdependent network reciprocity in evolutionary games," *Scientific Reports* **3** (2013).
- [28] Luo-Luo Jiang and Matjaž Perc, "Spreading of cooperative behaviour across interdependent groups," *Scientific Reports* **3** (2013).
- [29] Attila Szolnoki and Matjaž Perc, "Information sharing promotes prosocial behaviour," *New Journal of Physics* **15**, 053010 (2013).
- [30] Zhen Wang, Lin Wang, and Matjaž Perc, "Degree mixing in multilayer networks impedes the evolution of cooperation," *Phys. Rev. E* **89**, 052813 (2014).
- [31] Jesús Gómez-Gardeñes, Irene Reinares, Alex Arenas, and Luis M. Floría, "Evolution of Cooperation in Multiplex Networks," *Sci. Rep.* **2**, 620 (2012).
- [32] Byungjoon Min, Su Do Yi, Kyu-Min Lee, and K.-I. Goh, "Network robustness of multiplex networks with interlayer degree correlations," *Phys. Rev. E* **89**, 042811 (2014).
- [33] Jung Yeol Kim and K.-I. Goh, "Coevolution and correlated multiplexity in multiplex networks," *Phys. Rev.*

- Lett. **111**, 058702 (2013).
- [34] V. Gemmetto and D. Garlaschelli, “Multiplexity versus correlation: the role of local constraints in real multiplexes,” *Sci. Rep.* **5**, 9120 (2015).
- [35] Dmitri Krioukov, Fragkiskos Papadopoulos, Maksim Kitsak, Amin Vahdat, and Marián Boguñá, “Hyperbolic geometry of complex networks,” *Phys. Rev. E* **82**, 036106 (2010).
- [36] Mark Newman, Albert-László Barabási, and Duncan J. Watts, *The Structure and Dynamics of Networks* (Princeton, NJ: Princeton University Press, 2006).
- [37] M. E. J. Newman, *Networks: an introduction* (Oxford University Press, Oxford; New York, 2010).
- [38] S. Boccaletti, G. Bianconi, R. Criado, C.I. del Genio, J. Gómez-Gardeñes, M. Romance, I. Sendiña-Nadal, Z. Wang, and M. Zanin, “The structure and dynamics of multilayer networks,” *Physics Reports* **544**, 1–122 (2014).
- [39] Karl Sigmund, *The Calculus of Selfishness* (Princeton University Press, 2010).
- [40] Kaj-Kolja Kleineberg, “Metric clusters in evolutionary games on scale-free networks,” *Nature communications* (in press) (2017).
- [41] The results presented in the following hold also for  $g = 0$ , which we show in the Supplementary Materials.
- [42] This also applies to the topologies considered here, see Supplementary Materials.
- [43] The behavior is insensitive to a change of parameter  $g$ , and hence of the overlap in the multiplex (see Fig. 2), in contrast to recent findings in lattice topologies [26]. In other words, the effect of heterogeneity and degree correlations is the dominant factor.
- [44] M. Ángeles Serrano, Dmitri Krioukov, and Marián Boguñá, “Self-Similarity of Complex Networks and Hidden Metric Spaces,” *Phys. Rev. Lett.* **100**, 078701 (2008).
- [45] S. N. Dorogovtsev, *Lectures on Complex Networks* (Oxford University Press, Oxford, 2010).
- [46] György Szabó and Gábor Fáth, “Evolutionary games on graphs,” *Physics Reports* **446**, 97–216 (2007).
- [47] Ross Cressman and Yi Tao, “The replicator equation and other game dynamics,” *Proc. R. Soc. Lond.* **111**, 10810–10817 (2014).
- [48] Dirk Helbing, “A stochastic behavioral model and a microscopic foundation of evolutionary game theory,” *Theor. Decis.* **40**, 149–179 (1996).
- [49] György Szabó and Csaba Tóke, “Evolutionary prisoner’s dilemma game on a square lattice,” *Phys. Rev. E* **58**, 69–73 (1998).
- [50] Marco A. Amaral, Lucas Wardil, Matjaz Perc, and Jefferson K. L. da Silva, “Evolutionary mixed games in structured populations: Cooperation and the benefits of heterogeneity,” *Phys. Rev. E* **93**, 042304 (2016).
- [51] Matjaz Perc, “Coherence resonance in a spatial prisoner’s dilemma game,” *New Journal of Physics* **8**, 22 (2006).
- [52] Francisco C Santos, Marta D Santos, and Jorge M Pacheco, “Social diversity promotes the emergence of cooperation in public goods games,” *Nat.* **454**, 213–216 (2008).