

Three-dimensional slow Rossby waves in rotating spherical density stratified convection

T. Elperin,^{*} N. Kleeorin,[†] and I. Rogachevskii[‡]

*The Pearlstone Center for Aeronautical Engineering Studies, Department of Mechanical Engineering,
Ben-Gurion University of the Negev, P.O.Box 653, Beer-Sheva 84105, Israel*

(Dated: December 14, 2024)

We develop a theory of three-dimensional slow Rossby waves in rotating spherical density stratified convection. The excited by a non-axisymmetric instability, slow Rossby waves with frequency that is much smaller than the rotating frequency, interact with the density stratified convection and the inertial waves. The density stratification is taken into account using the anelastic approximation for very low-Mach-number flows. This theory is applied for the study of long-term planetary Rossby waves with periods which are larger than two years. The slow Rossby waves are related to the Southern Oscillation and El Niño. The El Niño is an irregularly periodical variation in winds and sea surface temperatures over the tropical Pacific Ocean, while the Southern Oscillation is an oscillation in surface air pressure between the tropical eastern and the western Pacific Ocean. The strength of the Southern Oscillation is measured by the Southern Oscillation Index (SOI). The developed theory of the slow three-dimensional Rossby waves is applied for the interpretation of the observed periods of SOI. This study demonstrates a good agreement between the theoretical predictions and the observations.

I. INTRODUCTION

Rossby waves [1, 2] exist in various hydrodynamic rotating flows (see [3–5], and references therein). These waves are related to different geophysical phenomena and are caused by the planetary rotation and curvature of the surface (see [3, 4, 6–9], and references therein). Planetary Rossby waves are observed in the atmosphere as the large meanders of the mid-latitude jet stream that are responsible for the prevailing seasonal weather patterns and their day-to-day variations (see [3, 6, 7], and references therein). Rossby waves are related to large-scale ocean circulation, e.g., mesoscale variability in ocean, in scales of tens to hundreds of km and tens to hundreds of days, occurs as linear Rossby waves and as nonlinear vortices or eddies (see [10–15], and references therein).

Nonlinear dynamics of Rossby waves can cause the formation of zonal flows or zonal jets (see [5, 16–18], and references therein). Rossby waves also can be important in solar and stellar astrophysics, e.g., in tachocline layer below the convection zone of the sun and solar-like stars [19–21]. In plasma physics, Rossby waves are analogous to the drift waves which are caused by the combined effect of the drift motions perpendicular to the electric and magnetic fields and large-scale density gradient (see [5, 18], and references therein).

It was suggested that Rossby waves can be related to the El Niño and Southern Oscillation (see [22–25], and references therein). The El Niño is an irregularly periodical variation in winds and sea surface temperatures over the tropical Pacific Ocean, while the Southern Oscilla-

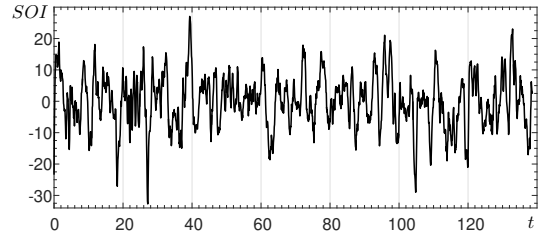


FIG. 1. Time dependence of the south oscillation index (SOI) after 5 month window averaging, where the time is measured in years, $t = 0$ corresponds to 1878 year, the total time interval of the observations of SOI is 138 years. The data are taken from [28].

tion is an oscillation in surface air pressure between the tropical eastern and the western Pacific Ocean.

The strength of the Southern Oscillation is measured by the Southern Oscillation Index (SOI), and is determined from fluctuations of the surface air pressure difference between Tahiti and Darwin, Australia (see [26, 27], and references therein). For example in Fig. 1 we show the time dependence of SOI after 5 month window averaging, where the time is measured in years, $t = 0$ corresponds to 1878 year, and the total time interval of the observations of SOI is 138 years. Although this function looks like a random signal, the spectrum of SOI shown in Fig. 2 contains several typical periods which are larger than two years.

In spite of many observations of SOI, it is not clear how Rossby waves can explain these observations. The classical two-dimensional Rossby waves are usually considered in the β -plane approximation. In the framework of this approximation, the motions are studied in quasi

^{*} elperin@bgu.ac.il; <http://www.bgu.ac.il/me/staff/tov>

[†] nat@bgu.ac.il

[‡] gary@bgu.ac.il; <http://www.bgu.ac.il/~gary>

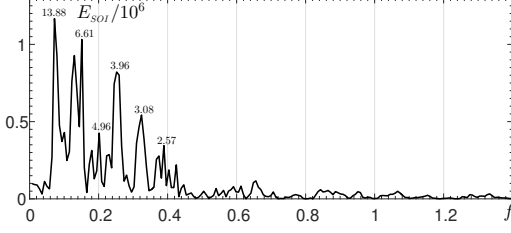


FIG. 2. The spectrum $E_{\text{SOI}}(f)$ of SOI. The frequency is measured in the units of the inverse years. The shown periods of oscillations (13.88; 6.61; 4.96; 3.96; 3.08; 2.57) are measured in years.

two-dimensional incompressible thin fluid layer of constant density with a free surface in hydrostatic balance on the rotating plane with variable Coriolis parameter, e.g., it depends linearly on the horizontal coordinate (see [3, 4], and references therein). However, the periods of the classical planetary Rossby waves investigated in numerous studies do not exceed the time scales about 100 days. On the other hand, the periods of oscillations related to SOI, are larger than 2 years [see Fig. 2].

The goal of the present study is to develop a theory of slow three-dimensional Rossby waves in rotating spherical density stratified convection, and apply the theory to explain the observations related to the Southern Oscillation. This paper is organized as follows. In Section II, we consider the classical two-dimensional Rossby waves in spherical geometry not using the β -plane approximation. In Section III, we explain the basic ideas related to the theory of the three-dimensional slow Rossby waves in rotating spherical density stratified convection. In this section we also apply the developed theory for the interpretation of the observed periods of SOI. In Section IV, we discuss our results and draw some conclusions. In Appendices A and B we present detail derivations related to the developed theory.

II. TWO-DIMENSIONAL ROSSBY WAVES

We start with traditional two-dimensional Rossby waves. To this end, we neglect viscosity in Navier-Stokes equation for the velocity field $\mathbf{v}(t, \mathbf{r})$ and consider incompressible rotating flow:

$$\frac{\partial \mathbf{v}}{\partial t} + (\mathbf{v} \cdot \nabla) \mathbf{v} = -\frac{\nabla p}{\rho} + 2\mathbf{v} \times \boldsymbol{\Omega}, \quad (1)$$

where $\boldsymbol{\Omega}$ is the angular velocity, p is the fluid pressure and ρ is the fluid density. We use spherical geometry, (r, ϑ, φ) and consider the two-dimensional (2D) flow with $v_r = 0$. This implies that we study the two-dimensional flow on the spherical surface with the constant radius R . The

equation for the radial component of vorticity $w_r(\vartheta, \varphi)$ is given by

$$\frac{\partial w_r}{\partial t} = -2(\mathbf{v} \cdot \nabla) \boldsymbol{\Omega}_r, \quad (2)$$

where $\mathbf{w} = \nabla \times \mathbf{v}$ is the vorticity and $\boldsymbol{\Omega} = \Omega(\cos \vartheta, -\sin \vartheta, 0)$. Equation (2) can be rewritten as follows:

$$\frac{\partial w_r}{\partial t} = \frac{2\Omega}{R} v_\vartheta \sin \vartheta. \quad (3)$$

For incompressible two-dimensional flow, we introduce the stream function $\Psi(\vartheta, \varphi)$ defined as:

$$\mathbf{v} = \nabla \times [\mathbf{e}_r \Psi(\vartheta, \varphi) R]. \quad (4)$$

Equations (3) and (4) yield the following equation for the stream function $\Psi(t, \vartheta, \varphi)$:

$$\frac{\partial \Delta \Psi}{\partial t} = -\frac{2\Omega}{R^2} \frac{\partial \Psi}{\partial \varphi}, \quad (5)$$

where $w_r = -\Delta \Psi$ and $v_\vartheta = \sin^{-1} \vartheta (\partial \Psi / \partial \varphi)$. We seek for a solution of this equation in the following form:

$$\Psi(t, \vartheta, \varphi) = C_{\ell, m} P_\ell^m(\vartheta) \exp(i\omega t + im\varphi), \quad (6)$$

where $P_\ell^m(\vartheta)$ is the associated Legendre function (spherical harmonics) of the first kind, that is the eigenfunction of the operator $R^2 \Delta$, i.e.,

$$R^2 \Delta P_\ell^m(\vartheta) = -\ell(\ell + 1) P_\ell^m(\vartheta). \quad (7)$$

Substituting Eq. (6) into Eq. (5) and using Eq. (7), we obtain the well-known expression for the frequency of the classical two-dimensional Rossby waves in the incompressible flow [3]:

$$\omega_R^{(2D)} = \frac{2\Omega m}{\ell(\ell + 1)}. \quad (8)$$

III. THREE-DIMENSIONAL ROSSBY WAVES IN CONVECTION

In this section we study an excitation of slow three-dimensional (3D) Rossby waves with frequency that is much smaller than the rotation frequency. We consider a spherical rotating layer with the radius R_* in the presence of a density stratified convection, use the anelastic approximation for very low-Mach-number flows, and neglect dissipative terms, for simplicity. The governing equations written in a rotating frame read:

$$\frac{\partial \mathbf{v}}{\partial t} + (\mathbf{v} \cdot \nabla) \mathbf{v} = -\nabla \left(\frac{p}{\rho} \right) - \beta \boldsymbol{\theta} + 2\mathbf{v} \times \boldsymbol{\Omega}, \quad (9)$$

$$\frac{\partial \theta}{\partial t} + (\mathbf{v} \cdot \nabla) \theta = -(\mathbf{v} \cdot \nabla) \theta_{\text{eq}}, \quad (10)$$

$$\nabla \cdot (\rho \mathbf{v}) = 0, \quad (11)$$

where $\beta = \mathbf{g}/T_0$ is the buoyancy parameter, \mathbf{g} is the acceleration due to the gravity, $\theta = T(p_0/p)^{1-1/\gamma}$ is the

potential temperature with equilibrium value θ_{eq} . Here T is the physical temperature with the reference value T_0 , p is the fluid pressure with the reference value p_0 and ρ is the fluid density, and $\gamma = c_p/c_v$ is the ratio specific heats.

We linearize Eqs. (9)-(11), take twice **curl** from equation of motion (9) to exclude pressure term, use spherical coordinates r, ϑ, φ , and write the obtained equations for the radial components of velocity and vorticity v_r, w_r :

$$\left(\mathbf{\Lambda} \cdot \nabla - \Delta \right) \frac{\partial v_r}{\partial t} = 2(\mathbf{\Omega} \cdot \nabla) w_r + 2(\mathbf{\Omega} \times \nabla)_r (\mathbf{\Lambda} \cdot \mathbf{v}) + 2r^{-1} \Omega_\vartheta \nabla_r v_\varphi - \beta \Delta_\perp \theta, \quad (12)$$

$$\frac{\partial w_r}{\partial t} = 2(\mathbf{\Omega} \cdot \nabla) v_r - 2\Omega_r (\mathbf{\Lambda} \cdot \mathbf{v}) - 2(\mathbf{v} \cdot \nabla) \Omega_r, \quad (13)$$

$$\frac{\partial \theta}{\partial t} = -(\mathbf{v} \cdot \nabla) \theta_{\text{eq}}, \quad (14)$$

where $\mathbf{\Lambda} = -\nabla \rho / \rho = \text{const}$, and the continuity equation (11) reads $\nabla \cdot \mathbf{v} = \mathbf{\Lambda} \cdot \mathbf{v}$. Let us rewrite Eqs. (12)-(14) using new variables: $\mathbf{U} = \sqrt{\rho} \mathbf{v}$, $\mathbf{W} = \sqrt{\rho} \mathbf{w}$ and $\Theta = \sqrt{\rho} \theta$:

$$\left(\frac{\Lambda^2}{4} - \Delta \right) \frac{\partial U_r}{\partial t} = (2\mathbf{\Omega} \cdot \nabla + \mathbf{\Omega} \cdot \mathbf{\Lambda}) W_r + 2(\mathbf{\Omega} \times \nabla)_r (\mathbf{\Lambda} \cdot \mathbf{U}) + r^{-1} \Omega_\vartheta (2\nabla_r + \mathbf{\Lambda}) U_\varphi - \beta \Delta_\perp \Theta, \quad (15)$$

$$\frac{\partial W_r}{\partial t} = (2\mathbf{\Omega} \cdot \nabla - \mathbf{\Omega} \cdot \mathbf{\Lambda}) U_r + \frac{2\Omega}{r} U_\vartheta \sin \vartheta, \quad (16)$$

$$\frac{\partial \Theta}{\partial t} = -\frac{\Omega_b^2}{\beta} U_r - U_\vartheta \nabla_\vartheta \Theta_{\text{eq}}, \quad (17)$$

$$\nabla \cdot \mathbf{U} = \frac{1}{2} \mathbf{\Lambda} \cdot \mathbf{U}, \quad (18)$$

where $\Omega_b^2 = \beta \nabla_r \Theta_{\text{eq}}$ and Δ_\perp is the angular part of the Laplacian Δ . We seek for a solution of Eqs. (15)-(18) using a basis of spherical vector functions that are eigenfunctions of the operator **curl** in spherical coordinates. In particular, \mathbf{U} is given by the following expression:

$$\mathbf{U} = \sum_{\ell, m} \exp(\lambda t - i k r) \left[\hat{A}_r \mathbf{Y}_r + \hat{A}_p \mathbf{Y}_p + \hat{A}_t \mathbf{Y}_t \right], \quad (19)$$

where the coefficients $\hat{A}_r, \hat{A}_p, \hat{A}_t$ depend on ℓ and m , and the vector basis functions (radial, poloidal and toroidal) are given by

$$\begin{aligned} \mathbf{Y}_r &= \mathbf{e}_r Y_\ell^m(\vartheta, \varphi), \quad \mathbf{Y}_p = r \nabla Y_\ell^m(\vartheta, \varphi), \\ \mathbf{Y}_t &= (\mathbf{r} \times \nabla) Y_\ell^m(\vartheta, \varphi), \end{aligned} \quad (20)$$

and $Y_\ell^m(\vartheta, \varphi)$ is the eigenfunction of the operator $r^2 \Delta_\perp$ with the eigenvalue $-\ell(\ell+1)$.

Using the procedure described in Appendix A we obtain the following dispersion equation:

$$(\lambda - 2i\omega_R^{(2D)}) (\lambda + i\omega_R^{(3D)}) + 2\Omega^2 \left(1 + \frac{3i\sigma}{\ell^2(1+\sigma^2)} \right)$$

$$+ \frac{\Omega_b^2 H_\rho}{R_*} \left(\frac{i\omega_R^{(3D)}}{\lambda} + \frac{4\ell^2 H_\rho}{R_* (1+\sigma^2)} \right) - \omega_R^{(2D)} (\omega_R^{(2D)} + \omega_R^{(3D)}) = 0, \quad (21)$$

where $\ell^2 \gg 1$, $\sigma = 2k H_\rho$, $H_\rho = 1/|\mathbf{\Lambda}|$

$$\omega_R^{(3D)} = \frac{8m \Omega H_\rho}{R_* (1+\sigma^2)}, \quad (22)$$

and $\omega_R^{(2D)}$ is the frequency of the two-dimensional Rossby waves determined by Eq. (8). Equation (21) determines three modes: the convective mode (or the internal gravity waves depending on the sign of Ω_b^2), the inertial waves (with the frequency that is of the order of the angular velocity Ω) and the three-dimensional Rossby waves.

We consider the case when $|\Omega_b| \gg \Omega \gg \omega_R^{(2D)} \gg \omega_R^{(3D)}$. Indeed, since $\ell \gg m$ the frequency of the 2D Rossby waves $\omega_R^{(2D)}$ is much smaller than the angular velocity Ω [see Eq. (8)]. Since $H_\rho \ll R_*$, the frequency of the 3D Rossby waves $\omega_R^{(3D)}$ is much less than the angular velocity Ω . Let us determine the conditions for the existence of the slow 3D Rossby waves. The balance $2\Omega^2 + (\Omega_b^2 H_\rho / R_*) (i\omega_R^{(3D)} / \lambda) = 0$ with $\lambda = -i\omega_R^{(3D)}$ determines the Brunt-Väisälä frequency:

$$\Omega_b = \Omega \left(\frac{2R_*}{H_\rho} \right)^{1/2}, \quad (23)$$

so the frequency the three-dimensional slow Rossby waves is given by:

$$\omega_R = -\omega_R^{(3D)}. \quad (24)$$

In Fig. 3 we show the period $T_R = 2\pi/|\omega_R^{(3D)}|$ of the slow Rossby waves as a function of the normalized characteristic scale L_z/H_ρ , where $L_z = \pi/k_z$. Let us invoke the three-dimensional slow Rossby waves for the interpretation of the observed periods of the Southern Oscillation. The vertical sizes of the observed modes, $L_z = 7.3; 10.6; 12.4; 16.3$ km, determine the wave numbers k_z of the slow Rossby waves according to Eqs. (22) and (24). These vertical scales L_z are of the order of the height of the tropopause. Inspection of Fig. 3 shows that the three-dimensional slow Rossby waves are able to describe the observed periods of SOI.

Equation (21) allows us to determine the growth rate of the instability that excites the slow Rossby waves:

$$\gamma_R = \frac{3\sigma\omega_R^{(3D)}}{\ell^2(1+\sigma^2)}. \quad (25)$$

This instability is a non-axisymmetric instability modified by rotation in a density stratified convection. The instability causes excitation of the 3D Rossby waves interacting with the convective mode and the inertial wave mode. In Fig. 4 we show the characteristic time $T_{\text{inst}} = \gamma_R^{-1}$ of the excitation of the three-dimensional slow Rossby waves versus the characteristic scale L_z/H_ρ .

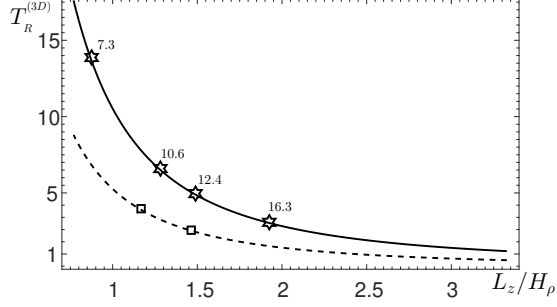


FIG. 3. The period $T_R = 2\pi/|\omega_R^{(3D)}|$ (measured in years) of the slow 3D Rossby waves versus the characteristic scale L_z/H_ρ , where $L_z = \pi/k_z$ for $m = 1$ (solid) and $m = 2$ (dashed). The stars (for $m = 1$) and squares (for $m = 2$) correspond to the observed periods of SOI, see Fig. 2. The vertical sizes of these observed modes, $L_z = 7.3; 10.6; 12.4; 16.3$ km, determine the wave numbers k_z of the slow the 3D Rossby waves, see Eqs. (22) and (24).

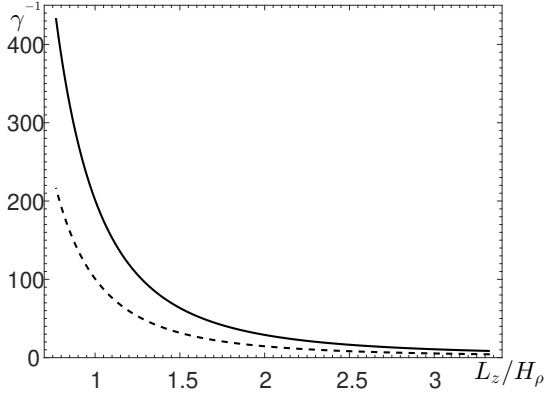


FIG. 4. The characteristic time γ_R^{-1} (measured in years) of the excitation of the 3D Rossby waves versus the characteristic scale L_z/H_ρ of the convective cells for $m = 1$ (solid) and $m = 2$ (dashed).

IV. DISCUSSION

In the present study we propose a theory of three-dimensional slow Rossby waves in rotating spherical density stratified convection. The frequency of these waves [see Eq. (22)] is approximately determined by the following balance in Eq. (15):

$$\left(\frac{\Lambda^2}{4} - \Delta\right) \frac{\partial U_r}{\partial t} \sim 2(\mathbf{\Omega} \times \nabla)_r (\mathbf{\Lambda} \cdot \mathbf{U}). \quad (26)$$

This implies that these waves exist only in three-dimensional density stratified flows, while in the incompressible flows there occur classical two-dimensional Rossby waves (with vanishing radial velocity) which exist even without convection. The slow three-dimensional

Rossby waves emerge when the convective mode is approximately balanced by the inertial mode, i.e., there is a balance between the Coriolis and buoyancy forces. The slow Rossby waves are excited by a non-axisymmetric instability with the characteristic time that is much larger than the period of these waves. In this study we have not taken into account the effects of turbulence, e.g., turbulence causes dissipation of waves. In atmospheric flows, the strongest turbulence is located at the turbulent boundary layer at the height that is of the order of 1 km.

We apply the developed theory for the three-dimensional slow Rossby waves to interpret the observations of the Southern Oscillation characterized by the Southern Oscillation Index (SOI). We found a good agreement between the theoretical results and observations of SOI.

ACKNOWLEDGMENTS

This research was supported in part by the Israel Science Foundation governed by the Israeli Academy of Sciences (Grant No. 1210/15).

Appendix A: Derivation of the dispersion equation (21)

We seek for a solution of Eqs. (15)-(18) using a basis of spherical vector functions that are eigenfunctions of the operator **curl** in spherical coordinates. The function \mathbf{U} is given by $\mathbf{U} = \sum_{\ell, m} \exp(\lambda t - i k r) [\hat{A}_r \mathbf{Y}_r + \hat{A}_p \mathbf{Y}_p + \hat{A}_t \mathbf{Y}_t]$, where the coefficients $\hat{A}_r, \hat{A}_p, \hat{A}_t$ depend on ℓ and m , and $\mathbf{Y}_r = \mathbf{e}_r Y_\ell^m(\vartheta, \varphi)$, $\mathbf{Y}_p = r \nabla Y_\ell^m(\vartheta, \varphi)$, $\mathbf{Y}_t = (\mathbf{r} \times \nabla) Y_\ell^m(\vartheta, \varphi)$, and $Y_\ell^m(\vartheta, \varphi)$. The properties of these functions are given in Appendix B. Using Eqs. (B17)-(B18) given in Appendix B, we obtain:

$$W_r = -r^{-1} \sum_{\ell, m} \ell(\ell+1) \hat{A}_t (\mathbf{e}_r \cdot \mathbf{Y}_r) \exp(\lambda t - i k r). \quad (A1)$$

Using Eqs. (19), (A1) and (B15) we get:

$$U_\vartheta = \left[\left(\frac{\Lambda}{2} - \nabla_r - \frac{2}{r} \right) \nabla_\vartheta \Delta_\perp^{-1} U_r - \nabla_\varphi \Delta_\perp^{-1} W_r \right], \quad (A2)$$

$$U_\varphi = \left[\left(\frac{\Lambda}{2} - \nabla_r - \frac{2}{r} \right) \nabla_\varphi \Delta_\perp^{-1} U_r + \nabla_\vartheta \Delta_\perp^{-1} W_r \right]. \quad (A3)$$

Using Eqs. (A2) and (A3), we rewrite Eqs. (15)-(16) in the following form:

$$\hat{\mathcal{L}} W_r = \hat{\Omega}^{(-)} U_r, \quad (A4)$$

$$\hat{\mathcal{M}} U_r = \hat{\Omega}^{(+)} W_r - \beta \Delta_\perp \Theta, \quad (A5)$$

where

$$\hat{\mathcal{M}} = \left(\frac{\Lambda^2}{4} - \Delta \right) \frac{\partial}{\partial t} + \frac{2\Omega}{r^2} \left[\left(\frac{\Lambda^2}{4} - \nabla_r^2 \right) \Delta_{\perp}^{-1} + \Lambda r \right] \frac{\partial}{\partial \varphi}, \quad (\text{A6})$$

$$\hat{\mathcal{L}} = \frac{\partial}{\partial t} + \frac{2\Omega}{r^2} \frac{\partial}{\partial \varphi} \Delta_{\perp}^{-1}, \quad (\text{A7})$$

$$\hat{\Omega}^{(\pm)} = 2(\mathbf{\Omega} \cdot \mathbf{\nabla}) \pm \left[-\frac{2\Omega \sin \vartheta}{r} \left(\nabla_r + \frac{\Lambda}{2} \right) \nabla_{\vartheta} \Delta_{\perp}^{-1} + \mathbf{\Omega} \cdot \mathbf{\Lambda} \right]. \quad (\text{A8})$$

The system of Eqs. (A4)-(A5) is reduced to the following equation:

$$\left[\left(\hat{\mathcal{L}} \hat{\mathcal{M}} - \Omega_b^2 \Delta_{\perp} \hat{H} - \hat{\Omega}^{(+)} \hat{\Omega}^{(-)} \right) \frac{\partial}{\partial t} - \Omega_b^2 \hat{H} \frac{2\Omega}{r^2} \frac{\partial}{\partial \varphi} - \Omega_{b\vartheta}^2 \hat{\Omega}^{(-)} \nabla_{\varphi} \right] \zeta_r = 0, \quad (\text{A9})$$

where $U_r = \partial \zeta_r / \partial t$,

$$\hat{\mathcal{H}} = 1 + \left(\frac{\Omega_{b\vartheta}^2}{\Omega_b^2} \right) \left(-\nabla_r + \frac{\Lambda}{2} \right) \nabla_{\vartheta} \Delta_{\perp}^{-1}, \quad (\text{A10})$$

and $\Omega_{b\vartheta}^2 = \beta (\mathbf{e}_{\vartheta} \cdot \mathbf{\nabla}_{\vartheta}) \Theta_{\text{eq}}$. Using Eqs. (A9), we arrive at the dispersion equation (21) for $\ell^2 \gg 1$.

Using Eqs. (A2)-(A4), we determine the components of the function \mathbf{U} for the three-dimensional slow Rossby waves:

$$U_r = iV_0 \exp(\gamma_R t) \exp[i(\omega_R t - k r)] Y_{\ell}^m, \quad (\text{A11})$$

$$U_{\theta} = \frac{R_* V_0 \exp(\gamma_R t)}{4H_{\rho} \sin \theta} \exp[i(\omega_R t - k r)] (i - \sigma) \times (Y_{\ell-1}^m + Y_{\ell+1}^m), \quad (\text{A12})$$

$$U_{\varphi} = \frac{R_* V_0 \exp(\gamma_R t)}{8m H_{\rho} \sin \theta} \exp[i(\omega_R t - k r)] \left\{ (3i\sigma - 1) Y_{\ell}^m + [i\sigma(\ell - 1) + \ell + 1] Y_{\ell-2}^m - [i\sigma(\ell + 2) + \ell] Y_{\ell+2}^m \right\}, \quad (\text{A13})$$

and the radial component of the function \mathbf{W} is

$$W_r = \frac{V_0 \exp(\gamma_R t)}{4m H_{\rho}} \exp[i(\omega_R t - k r)] \left\{ (\ell - 1) [i\sigma(\ell - 1) + \ell + 1] Y_{\ell-1}^m + (\ell + 2) [i\sigma(\ell + 2) + \ell] Y_{\ell+1}^m \right\}, \quad (\text{A14})$$

where $V_0 = -i\hat{A}_r$. The equation for the function $P = \sqrt{\rho} p$ is obtained by calculating the divergence of Eq. (9) and using Eq. (A14):

$$P = -\frac{\rho V_0 \Omega H_{\rho} \exp(\gamma_R t)}{m(\sigma + i)^2} \exp[i(\omega_R t - k r)] \times \left\{ (\ell - 1) [i\sigma(\ell - 1) + \ell + 1] (Y_{\ell-2}^m + Y_{\ell}^m) + (\ell + 2) [i\sigma(\ell + 2) + \ell] (Y_{\ell+2}^m + Y_{\ell}^m) \right\}. \quad (\text{A15})$$

Appendix B: Properties of the spherical vector functions

The spherical vector functions are the eigenfunctions of the operator **curl** in spherical coordinates. This function can be presented as

$$Y_{\ell}^m(\vartheta, \varphi) = A_{\ell, m} P_{\ell}^{|m|}(\vartheta) \exp(im\varphi), \quad (\text{B1})$$

where the coefficient $A_{\ell, m}$, determined by the normalization condition, $\int Y_{\ell}^m(\vartheta, \varphi) Y_n^{-m}(\vartheta, \varphi) \sin \vartheta d\vartheta d\varphi = \delta_{\ell n}$, is given by

$$A_{\ell, m} = \frac{1}{2} \left[\frac{(\ell - |m|)!}{(\ell + |m|)!} \left(\frac{2\ell + 1}{\pi} \right) \right]^{1/2}. \quad (\text{B2})$$

(see [29, 30], and references therein). This yields the following identity:

$$\frac{A_{\ell, m}}{A_{\ell+1, m}} \left[\frac{\ell + 1 - |m|}{2\ell + 1} \right] = \left[\frac{(\ell + 1)^2 - m^2}{4(\ell + 1)^2 - 1} \right]^{1/2}. \quad (\text{B3})$$

The associated Legendre function (spherical harmonics) of the first kind, $P_{\ell}^m(\vartheta)$, is determined by the following equation:

$$\left[(1 - Z^2) \frac{d^2}{dZ^2} - 2Z \frac{d}{dZ} + \left(\ell(\ell + 1) - \frac{m^2}{1 - Z^2} \right) \right] P_{\ell}^m(Z) = 0, \quad (\text{B4})$$

where $Z = \cos \vartheta$. The function $P_{\ell}^m(Z)$ has the following properties:

$$\begin{aligned} (2\ell + 1)Z P_{\ell}^m(Z) &= (\ell - m + 1)P_{\ell+1}^m(Z) \\ &+ (\ell + m)P_{\ell-1}^m(Z), \quad (\text{B5}) \\ Z^2 P_{\ell}^m(Z) &= I_{\ell, m} P_{\ell}^m(Z) + J_{\ell, m} P_{\ell+2}^m(Z) + L_{\ell, m} P_{\ell-2}^m(Z), \quad (\text{B6}) \end{aligned}$$

where

$$I_{\ell, m} = \frac{\ell^2 - m^2}{4\ell^2 - 1} + \frac{(\ell + 1)^2 - m^2}{4(\ell + 1)^2 - 1}. \quad (\text{B7})$$

When $\ell^2 \gg 1; m^2$, the function $I_{\ell, m} \approx 1/2$. We also took into account that

$$\begin{aligned} &\int_0^{\pi} \sin^2 \vartheta \cos \vartheta P_{\ell}^m(\vartheta) \frac{\partial}{\partial \vartheta} P_{\ell}^m(\vartheta) d\vartheta \\ &= \frac{1}{2} \int_{-1}^1 (Z^3 - Z) \frac{\partial}{\partial Z} [P_{\ell}^m(Z)]^2 dZ = -\frac{1}{4}, \quad (\text{B8}) \end{aligned}$$

$$\begin{aligned} &\int_0^{\pi} \sin^3 \vartheta P_{\ell}^m(\vartheta) \frac{\partial^2}{\partial \vartheta^2} P_{\ell}^m(\vartheta) d\vartheta \\ &= \frac{1}{2} [2m^2 - \ell(\ell + 1) - 1]. \quad (\text{B9}) \end{aligned}$$

Using Eqs. (B3) and (B5) we obtain the following identities for $\ell^2 \gg 1; m^2$:

$$ZY_{\ell}^m = \left[\frac{\ell^2 - m^2}{4\ell^2 - 1} \right]^{1/2} Y_{\ell-1}^m + \left[\frac{(\ell + 1)^2 - m^2}{4(\ell + 1)^2 - 1} \right]^{1/2} Y_{\ell+1}^m$$

$$\approx \frac{1}{2} (Y_{\ell-1}^m + Y_{\ell+1}^m), \quad (\text{B10})$$

$$(Z^2 - 1) \frac{dY_\ell^m}{dZ} \equiv r \sin \vartheta \nabla_\vartheta Y_\ell^m = \left[\frac{(\ell+1)^2 - m^2}{4(\ell+1)^2 - 1} \right]^{1/2} \\ \times \ell Y_{\ell+1}^m - \left[\frac{\ell^2 - m^2}{4\ell^2 - 1} \right]^{1/2} (\ell+1) Y_{\ell-1}^m \\ \approx \frac{1}{2} (\ell Y_{\ell+1}^m - (\ell+1) Y_{\ell-1}^m), \quad (\text{B11})$$

$$Z^2 Y_\ell^m \approx \frac{1}{4} (Y_{\ell-2}^m + 2Y_\ell^m + Y_{\ell+2}^m), \quad (\text{B12})$$

$$(\sin \vartheta \nabla_\vartheta \Delta_\perp^{-1}) Y_\ell^m \approx \frac{r}{2\ell} \left(Y_\ell^m - \frac{\ell}{\ell+1} Y_{\ell+1}^m \right), \quad (\text{B13})$$

$$(\sin \vartheta \nabla_\vartheta \Delta_\perp^{-1}) (\sin \vartheta \nabla_\vartheta \Delta_\perp^{-1}) Y_\ell^m \approx \frac{r^2}{4} \left[\frac{Y_{\ell-2}^m}{\ell(\ell-1)} \right. \\ \left. + \frac{Y_{\ell+2}^m}{(\ell+1)(\ell+2)} - Y_\ell^m [\ell^{-2} + (\ell+1)^{-2}] \right]. \quad (\text{B14})$$

Since $\nabla \cdot (\rho \mathbf{v}) = 0$, the coefficient \hat{A}_p is related with the coefficient \hat{A}_r :

$$\hat{A}_p = -\frac{ikr - 2 + r\Lambda/2}{\ell(\ell+1)} \hat{A}_r, \quad (\text{B15})$$

where we used the following properties of the spherical functions:

$$\nabla \cdot \mathbf{Y}_r = \frac{2}{r} (\mathbf{e}_r \cdot \mathbf{Y}_r), \quad \nabla \cdot \mathbf{Y}_p = -\frac{\ell(\ell+1)}{r} (\mathbf{e}_r \cdot \mathbf{Y}_r), \\ \nabla \cdot \mathbf{Y}_t = 0. \quad (\text{B16})$$

To derive Eq. (A1) we took into account that:

$$\nabla \times \mathbf{Y}_r = -\nabla \times \mathbf{Y}_p = -\frac{1}{r} \mathbf{Y}_t, \\ \nabla \times \mathbf{Y}_t = -\frac{1}{r} [\ell(\ell+1) \mathbf{Y}_r + \mathbf{Y}_p], \quad (\text{B17})$$

$$\mathbf{Y}_p = -\mathbf{e}_r \times \mathbf{Y}_t, \quad \mathbf{Y}_t = \mathbf{e}_r \times \mathbf{Y}_p. \quad (\text{B18})$$

Using Eqs. (B16)-(B18) we obtain:

$$\nabla \cdot \mathbf{U} = -\frac{1}{r} \sum_{\ell,m} \exp(\lambda_{\ell,m} t - ikr) \left[(ikr - 2) \hat{A}_r \right. \\ \left. + \ell(\ell+1) \hat{A}_p \right] (\mathbf{e}_r \cdot \mathbf{Y}_r), \quad (\text{B19})$$

$$\nabla \times \mathbf{U} = -\frac{1}{r} \sum_{\ell,m} \exp(\lambda_{\ell,m} t - ikr) \left[(\hat{A}_r - ikr \hat{A}_p) \mathbf{Y}_t \right. \\ \left. + (ikr + 1) \hat{A}_t \mathbf{Y}_p + \ell(\ell+1) r^{-1} \hat{A}_t \mathbf{Y}_r \right]. \quad (\text{B20})$$

-
- [1] C. G. Rossby, J. Marine Res. **2**, 38 (1939).
[2] C. G. Rossby, Quart. J. Roy. Meteor. Soc. (suppl) **66**, 68 (1940).
[3] J. Pedlosky, *Geophysical Fluid Dynamics* (Springer-Verlag, New York, 1978).
[4] V. Zeitlin, *Nonlinear Dynamics of Rotating Shallow Flows: Methods and Advances* (Elsevier, Amsterdam, 2007).
[5] C. Connaughton, S. Nazarenko and B. Quinn, Phys. Reports **604**, 1 (2015).
[6] A. E. Gill, *Atmosphere-Ocean Dynamics* (San Diego: Academic Press, 1982).
[7] G. Vallis, *Atmospheric and Oceanic Fluid Dynamics: Fundamentals and Large-scale Circulation* (Cambridge Univ. Press, Cambridge, 2006).
[8] R. Salmon, *Lectures on Geophysical Fluid Dynamics* (Springer, New York, 1987).
[9] R. A. Madden, Rev. Geophys. Space Sci. **17**, 323 (1979).
[10] P. Cipollini, D. Cromwell, P. G. Challenor, and S. Raggaglio, Geophys. Res. Lett. **28**, 323 (2001).
[11] G. D. Quartly, P. Cipollini, D. Cromwell and P. G. Challenor, Phil. Trans. R. Soc. Lond. A **361**, 57 (2003).
[12] D. B. Chelton, M. G. Schlax, R. M. Samelson, and R. A. de Szoeke, Geophys. Res. Lett. **34**, L15606 (2007).
[13] P. C. Chu, L. M. Ivanov, O. V. Melnichenko, and N. C. Wells, J. Geophys. Res. **112**, C05032 (2007).
[14] P. Hamilton, Progress in Oceanography **82**, 1 (2009).
[15] D. B. Chelton, M. G. Schlax, R. M. Samelson, Progress in Oceanography **91**, 167 (2011).
[16] A. C. Newell, Rossby wave packet interactions, J. Fluid Mech. **35**, 255 (1969).
[17] P. B. Rhines, J. Fluid Mech. **69**, 417 (1975).
[18] P. H. Diamond, S.-I. Itoh, K. Itoh, and T. S. Hahm, Plasma Phys. Control. Fusion, **47**, R35 (2005).
[19] E. A. Spiegel and J.-P. Zahn, Astron. Astrophys. **265**, 106 (1992).
[20] D. Gough and M. E. McIntyre, Nature **394**, 755 (1998).
[21] T. V. Zaqarashvili, R. Oliver, J. L. Ballester and B. M. Shergelashvili, Astron. Astrophys. **470**, 815 (2007).
[22] P. S. Schopf and M. J. Suarez, J. Atmos. Sci. **65**, 549 (1988).
[23] D. S. Battisti, J. Atmos. Sci. **65**, 2889 (1988).
[24] M. J. McPhaden and X. Yu, Geophys. Res. Lett. **26**, 2961 (1999).
[25] A. Vega, Y. du-Penhoat, B. Dewitte, and O. Pizarro, Geophys. Res. Lett. **30**, 1197 (2003).
[26] A. J. Clarke, El Niño Physics and El Niño Predictability, *Annual Review of Marine Science* **6**, 79-99 (2014). DOI: 10.1146/annurev-marine-010213-135026
[27] S. G. Philander, *Our Affair with El Niño: How We Transformed an Enchanting Peruvian Current into a Global Climate Hazard* (Princeton Univ. Press, Princeton, 2004).
[28] www.bom.gov.au/climate/current/soi2.shtml
[29] M. Abramowitz and I. A. Stegun, Handbook of Mathematical functions (National Bureau of Standards, Washington, 1972).
[30] R. C. Newton, *Scattering Theory of Waves and Particles* (Springer-Verlag, New York, 1982).