

Quantum tunneling of composite object coupled with the quantized field

Fumika Suzuki^{1,*} and Friedemann Queisser²

¹*Department of Physics, University of British Columbia, Vancouver, British Columbia, Canada V6T 1Z1*

²*Fakultät für Physik, Universität Duisburg-Essen, Lotharstrasse 1, 47057 Duisburg, Germany*

(Dated: May 30, 2022)

We study quantum tunneling of a composite object, which has internal degrees of freedom coupled with the quantized radiation field, through a δ potential barrier. Although the center of mass degrees of freedom of the object is not coupled with the radiation field directly, we show that dissipation caused by the radiation field can suppress its quantum tunneling rate in the center of mass degrees of freedom. In addition, when the initial energy of the center of mass motion is similar to that of the excited states of the internal degrees of freedom, the spatial superposition state of the object prepared by the barrier can decohere due to the entanglement (created by the interaction with the barrier) between the center of mass and the internal degrees of freedom which is entangled with the radiation field. The main purpose of this article is to investigate how two different interplays (i) among the center of mass, the internal degrees of freedom and the potential barrier, and (ii) between the internal degrees of freedom and the radiation field, can affect the quantum tunneling and the creation of a spatial superposition state of the composite object. Most parts of this article deal with the photon radiation field, however due to the increasing interest in gravitational decoherence, we also discuss problems which can arise when the photon field is replaced by gravity.

I. INTRODUCTION

The study of quantum phenomena of composite objects has various applications in diverse fields, such as investigations into quantum-to-classical transition [1], in the study of effects of gravity and relativity on quantum mechanics [2, 3], in quantum chemistry [4] and in quantum computing [5].

Recently quantum tunneling of a composite object through a δ potential barrier has been studied in continuous space [6] and on a lattice [7]. It was found that its internal structure can produce phenomena that can not be seen in a single particle quantum tunneling, such as long-lived resonances and bound states in the continuum. In this article, we investigate a quantum tunneling of a composite object by using the model which was introduced in [6], but now the object is coupled with the quantized radiation field due to radiation emission from its internal degrees of freedom.

The article is organized as follows. Firstly we introduce the Lagrangian for the composite object whose internal degrees of freedom (i.e., internal oscillator described by the relative distance between two constituent particles) is coupled with the photon radiation field. Then we derive the master equation for the object by tracing out the radiation field (Sec. II A). In Sec. II B, we use the master equation to study its quantum tunneling through the potential barrier. When the object has its internal oscillator being in the first excited state initially, we find that dissipation caused by the radiation emitted from the oscillator can suppress its quantum tunneling rate in the center of mass (c.m.) degrees of freedom. Furthermore, when the initial energy of c.m. motion is similar to that

of the excited states of the internal oscillator, the spatial superposition state created by the barrier (i.e., being reflected or transmitted by the barrier in the c.m. degrees of freedom) can decohere by tracing out the radiation field even though the c.m. degrees of freedom is not directly entangled with the radiation field, however due to the fact that the interaction with the potential barrier can cause the entanglement between the c.m. and the internal degrees of freedom which is entangled with the radiation field. Therefore, the main purpose of our study is to investigate how two different interplays (i) among the c.m., the internal degrees of freedom and the potential barrier, and (ii) between the internal degrees of freedom and the radiation field, can affect the quantum tunneling rate and creation of the spatial superposition state of the composite object.

Finally, due to the increasing interest in the studies of gravitational decoherence [8–11], instead of the coupling with the photon field discussed in the previous sections, we also address the case where the internal degrees of freedom of the object is coupled with the quantized gravitational radiation field by its emission of gravitational waves, and problems which can arise when the photon field is replaced by gravity (Sec. III).

Units are chosen throughout such that $c = \hbar = 1$.

II. COMPOSITE OBJECT COUPLED WITH THE QUANTIZED PHOTON FIELD

In this section, we derive the master equation for the composite object whose internal degrees of freedom is coupled with the photon radiation field. Using the equation, we study how dissipation and decoherence caused by the radiation field entangled with the internal degrees of freedom of the object affect its quantum tunneling and creation of the spatial superposition state in the c.m. de-

* fumika@physics.ubc.ca

degrees of freedom.

A. The master equation

Here we derive the master equation for the composite object coupled with the photon radiation field using the path integrals formalism. We consider the Lagrangian for the object which consists of two particles interacting with each other by a harmonic potential:

$$\hat{L}_0 = \frac{\hat{\mathbf{P}}^2}{2M} + \frac{\hat{\mathbf{p}}^2}{2\mu} - \frac{1}{2}\mu\omega^2\hat{\mathbf{x}}^2 \quad (1)$$

where $\hat{\mathbf{P}}$, $\hat{\mathbf{p}}$ are the c.m. and the relative coordinate momentum operator respectively, M is the sum of two masses $M = m_1 + m_2$ and μ is the reduced mass. In the following, \mathbf{X} is the position of c.m. for two particles at \mathbf{x}_1 and \mathbf{x}_2 , \mathbf{x} is the relative distance between them.

In this article, the relative coordinate degrees of freedom is called the internal degrees of freedom since two constituent particles of the object are bounded in the relative coordinate, and ω is the natural frequency of the internal oscillator. Therefore we call two particles bounded by the harmonic potential “the composite object” in this article. We study its quantum tunneling through the barrier, $\hat{V} = V_1\delta(\hat{\mathbf{x}}_1) + V_2\delta(\hat{\mathbf{x}}_2) = V_1\delta(\hat{\mathbf{X}} + \frac{m_2}{M}\hat{\mathbf{x}}) + V_2\delta(\hat{\mathbf{X}} - \frac{m_1}{M}\hat{\mathbf{x}})$ while its internal degrees of freedom is coupled with the quantized radiation field by its radiation emission.

Firstly we derive the influence functional for coupling to the photon radiation field. Here we work in the Coulomb gauge, $\nabla \cdot \mathbf{A} = 0$. Assuming two particles have the opposite charges q and $-q$, the action for the object coupled to the radiation field can be written as

$$S = S_V + S_{\text{int}} + S_{\text{rad}} \quad (2)$$

where

$$\begin{aligned} S_V &= \int (\hat{L}_0 - \hat{V}) dt, \\ S_{\text{int}} &= \iint d^3\mathbf{r} dt \mathbf{j}(\mathbf{r}, t) \cdot \mathbf{A}(\mathbf{r}, t) = q \int \sum_{\mathbf{k}} \dot{x}^\lambda a^\lambda(\mathbf{k}) e^{i\mathbf{k} \cdot \mathbf{x}_0} dt, \\ S_{\text{rad}} &= -\frac{1}{4} \int d^4r F^{\mu\nu} F_{\mu\nu}, \\ &= \frac{1}{2} \int \sum_{\mathbf{k}} (\dot{a}^{\lambda*}(\mathbf{k}) \dot{a}^\lambda(\mathbf{k}) - k^2 a^{\lambda*}(\mathbf{k}) a^\lambda(\mathbf{k})) dt. \end{aligned} \quad (3)$$

Here we used the fact that the current density of two charges $\mathbf{j} = q\dot{\mathbf{x}}_1\delta(\mathbf{r} - \mathbf{x}_1) - q\dot{\mathbf{x}}_2\delta(\mathbf{r} - \mathbf{x}_2)$ can be approxi-

mated as an oscillating dipole with origin at the center of the charge distribution \mathbf{x}_O , $\mathbf{j} = \dot{\mu}\delta(\mathbf{r} - \mathbf{x}_O)$ where $\mu = q\mathbf{x}$ if we keep only the lowest-order term in a Taylor series with \mathbf{x}_O [12]. $\lambda = 1, 2$ represents polarizations, and x^λ are the components of \mathbf{x} in the direction transverse to \mathbf{k} [13].

The time evolution of the density matrix for the whole system including the object and the radiation field can be written as

$$\begin{aligned} \rho_{\text{tot}}(\mathbf{X}, \mathbf{X}', \mathbf{x}, \mathbf{x}', a^\lambda, a^{\lambda'}, t) \\ = \int d\mathbf{X}_0 d\mathbf{X}'_0 d\mathbf{x}_0 d\mathbf{x}'_0 da_0^\lambda da_0^{\lambda'} W_{\text{tot}} \rho(\mathbf{X}_0, \mathbf{X}'_0, \mathbf{x}_0, \mathbf{x}'_0, 0) \\ \times \Phi(a_0^\lambda) \Phi^*(a_0^{\lambda'}) \end{aligned} \quad (4)$$

where $\rho(\mathbf{X}_0, \mathbf{X}'_0, \mathbf{x}_0, \mathbf{x}'_0, 0) = \Psi_0(\mathbf{X}_0, \mathbf{x}_0) \Psi_0^*(\mathbf{X}'_0, \mathbf{x}'_0)$ is the initial density matrix for the object and the initial wavefunctional for the photon radiation field is in the ground state:

$$\Phi(a_0^\lambda) = \exp \left[- \sum_{\mathbf{k}} \frac{k}{2} a_0^{\lambda*}(-\mathbf{k}) a_0^\lambda(\mathbf{k}) \right] \quad (5)$$

assuming there is no ambient thermal radiation field. The subscript 0 indicates the initial state. The density matrix propagator W_{tot} is

$$\begin{aligned} W_{\text{tot}} &= K(\mathbf{X}, \mathbf{x}, a^\lambda | \mathbf{X}_0, \mathbf{x}_0, a_0^\lambda) K^*(\mathbf{X}', \mathbf{x}', a^{\lambda'} | \mathbf{X}'_0, \mathbf{x}'_0, a_0^{\lambda'}), \\ K &= \iiint \exp i(S_V + S_{\text{int}} + S_{\text{rad}}) \mathcal{D}\mathbf{X} \mathcal{D}\mathbf{x} \prod_{\lambda=1,2} \mathcal{D}a^\lambda. \end{aligned} \quad (6)$$

The reduced density matrix $\rho(\mathbf{X}, \mathbf{X}', \mathbf{x}, \mathbf{x}', t)$ for the object can be given by tracing out the photon radiation field,

$$\begin{aligned} \rho(\mathbf{X}, \mathbf{X}', \mathbf{x}, \mathbf{x}', t) &= \int \rho_{\text{tot}}(\mathbf{X}, \mathbf{X}', \mathbf{x}, \mathbf{x}', a^\lambda, a^{\lambda'}, t) da^\lambda \\ &= \int d\mathbf{X}_0 d\mathbf{X}'_0 d\mathbf{x}_0 d\mathbf{x}'_0 \iiint \mathcal{D}\mathbf{X} \mathcal{D}\mathbf{X}' \mathcal{D}\mathbf{x} \mathcal{D}\mathbf{x}' \mathcal{F}(\mathbf{j}, \mathbf{j}') \\ &\quad \times e^{iS_V(\mathbf{X}, \mathbf{x}) - iS_V(\mathbf{X}', \mathbf{x}')} \rho(\mathbf{X}_0, \mathbf{X}'_0, \mathbf{x}_0, \mathbf{x}'_0, 0) \end{aligned} \quad (7)$$

where \mathbf{j} and \mathbf{j}' represent current associated with \mathbf{x} and \mathbf{x}' respectively and the influence functional is given by

$$\begin{aligned} \mathcal{F}(\mathbf{j}, \mathbf{j}') &= \iiint \prod_{\lambda=1,2} da^\lambda da_0^\lambda da_0^{\lambda'} K_{\text{rad}}(a^\lambda, a_0^\lambda) K_{\text{rad}}^*(a^{\lambda'}, a_0^{\lambda'}) \\ &\quad \times \Phi(a_0^\lambda) \Phi^*(a_0^{\lambda'}) \end{aligned} \quad (8)$$

where $K_{\text{rad}} = \int \exp i(S_{\text{int}} + S_{\text{rad}}) \prod_{\lambda=1,2} \mathcal{D}a^\lambda$.

Since $S_{\text{rad}} + S_{\text{int}}$ gives the action for the forced harmonic oscillator, we can derive the influence functional $\mathcal{F}(\mathbf{j}, \mathbf{j}')$ as (Appendix A):

$$\begin{aligned}
\mathcal{F}(\mathbf{j}, \mathbf{j}') &= \iiint \prod_{\lambda=1,2} da^\lambda da_0^\lambda da_0^{\lambda'} K_{\text{rad}}(a^\lambda, a_0^\lambda) K_{\text{rad}}^*(a^\lambda, a_0^{\lambda'}) \Phi(a_0^\lambda) \Phi^*(a_0^{\lambda'}) = \exp \Theta_{\text{photon}} \\
&= \exp \left[iq^2 \int_0^t \int_0^s ds ds' (\dot{x}^\lambda(s) e^{i\mathbf{k}\cdot\mathbf{x}_O(s)} - \dot{x}'^\lambda(s) e^{i\mathbf{k}\cdot\mathbf{x}'_O(s)}) \gamma_{\lambda\rho}^{(s,s')} (\dot{x}^\rho(s') e^{-i\mathbf{k}\cdot\mathbf{x}_O(s')} + \dot{x}'^\rho(s') e^{-i\mathbf{k}\cdot\mathbf{x}'_O(s')}) \right. \\
&\quad \left. - q^2 \int_0^t \int_0^s ds ds' (\dot{x}^\lambda(s) e^{i\mathbf{k}\cdot\mathbf{x}_O(s)} - \dot{x}'^\lambda(s) e^{i\mathbf{k}\cdot\mathbf{x}'_O(s)}) \eta_{\lambda\rho}^{(s,s')} (\dot{x}^\rho(s') e^{-i\mathbf{k}\cdot\mathbf{x}_O(s')} - \dot{x}'^\rho(s') e^{-i\mathbf{k}\cdot\mathbf{x}'_O(s')}) \right] \quad (9)
\end{aligned}$$

where the correlation functions are given by summing over photon polarizations,

$$\begin{aligned}
\gamma_{\lambda\rho}^{(s,s')} &= P_{\lambda\rho} \sum_{\mathbf{k}} \frac{1}{2k} \sin k(s-s'), \\
\eta_{\lambda\rho}^{(s,s')} &= P_{\lambda\rho} \sum_{\mathbf{k}} \frac{1}{2k} \cos k(s-s') \quad (10)
\end{aligned}$$

with $P_{\lambda\rho} = \delta_{\lambda\rho} - \frac{k_\lambda k_\rho}{k^2}$. The similar expression of the influence functional was also obtained in [14, 15].

We now derive the master equation. The imaginary and real parts of the phase Θ_{photon} in the influence functional (9) lead to dissipation and decoherence respectively. Since the internal degrees of freedom of the object follows an equation of motion for a harmonic oscillator \hat{L}_0 (1), its classical path $x_c(s)$ with the boundary condition $x(0) = x_0$, $x(t) = x$ can be written as

$$x_c(s) = x_0 \frac{\sin \omega(t-s)}{\sin \omega t} + x \frac{\sin \omega s}{\sin \omega t}. \quad (11)$$

For simplicity, we assume that the object moves in one-dimension. Ignoring damping, we substitute (11) into (9) to obtain

$$\begin{aligned}
\text{Im}(\Theta_{\text{photon}}) &\approx \frac{\alpha\omega}{\pi} \int_0^t (\dot{x}(s)^2 - \dot{x}'(s)^2) ds \\
&\quad + \frac{\alpha\omega^2}{2} \int_0^t (\dot{x}(s) - \dot{x}'(s))(x(s) + x'(s)) ds, \\
\text{Re}(\Theta_{\text{photon}}) &\approx -\frac{\alpha\omega^2}{2\pi} \int_0^t (\dot{x}(s) - \dot{x}'(s))(x(s) - x'(s)) ds \\
&\approx -\frac{\alpha\omega^2}{4\pi} (x(t) - x'(t))^2 \quad (12)
\end{aligned}$$

where $\alpha = \frac{q^2}{4\pi} \approx 1/137$ is the fine-structure constant. Here we assumed the cutoff frequency of the emitted pho-

ton is the natural frequency ω of the internal oscillator, $\omega t \gg 1$ and \mathbf{k} is mostly perpendicular to \mathbf{x} , i.e., the wave vector of the photon is mostly perpendicular to the dipole moment. We also used $\gamma_{\lambda\rho}^{(s,s')} \rightarrow -\frac{1}{4\pi} \frac{d}{d(s-s')} \delta(s-s')$ as $\omega \rightarrow \infty$.

Then the density matrix for the object $\rho(X, X', x, x', t)$ at time t is given by

$$\begin{aligned}
\rho(X, X', x, x', t) \\
= \iint dX_0 dX'_0 dx_0 dx'_0 W(X, X', x, x', t; X_0, X'_0, x_0, x'_0, 0) \\
\times \rho(X_0, X'_0, x_0, x'_0, 0) \quad (13)
\end{aligned}$$

where the reduced density matrix propagator is

$$\begin{aligned}
W(X, X', x, x', t; X_0, X'_0, x_0, x'_0, 0) \\
= \iiint \mathcal{D}X \mathcal{D}X' \mathcal{D}x \mathcal{D}x' \exp i \left(S_V[x, X] - S_V[x', X'] \right. \\
\left. + \frac{\alpha\omega}{\pi} \int_0^t (\dot{x}(s)^2 - \dot{x}'(s)^2) ds \right. \\
\left. + \frac{\alpha\omega^2}{2} \int_0^t (\dot{x}(s) - \dot{x}'(s))(x(s) + x'(s)) ds \right) \\
\times \exp \left(-\frac{\alpha\omega^2}{2\pi} \int_0^t (\dot{x}(s) - \dot{x}'(s))(x(s) - x'(s)) ds \right) \quad (14)
\end{aligned}$$

and

$$S_V[x, X] = \int_0^t \left(\frac{M}{2} \dot{X}(s)^2 + \frac{\mu}{2} \dot{x}(s)^2 - \hat{V}'(x, X) \right) ds. \quad (15)$$

Here we rewrote the potential term $\hat{V}'(x, X) = \frac{1}{2} \mu \omega^2 \hat{x}^2 + V_1 \delta(\hat{X} + \frac{m_2}{M} \hat{x}) + V_2 \delta(\hat{X} - \frac{m_1}{M} \hat{x})$.

Differentiating both sides of (13) with respect to t , we obtain the master equation [16]:

$$\begin{aligned}
\frac{\partial \rho(X, X', x, x', t)}{\partial t} &\approx \left[\frac{i}{2M} \left(\frac{\partial^2}{\partial X^2} - \frac{\partial^2}{\partial X'^2} \right) + \frac{i}{2\mu + 4\alpha\omega/\pi} \left(\frac{\partial^2}{\partial x^2} - \frac{\partial^2}{\partial x'^2} \right) - i(\hat{V}'(x, X) - \hat{V}'(x', X')) \right. \\
&\quad \left. + \frac{\alpha\omega^2}{2\mu + 4\alpha\omega/\pi} (x + x') \left(\frac{\partial}{\partial x} + \frac{\partial}{\partial x'} \right) - \frac{\alpha\omega^2}{2\pi\mu + 4\alpha\omega} (x - x') \left(-i \frac{\partial}{\partial x} - i \frac{\partial}{\partial x'} \right) \right] \rho(X, X', x, x', t). \quad (16)
\end{aligned}$$

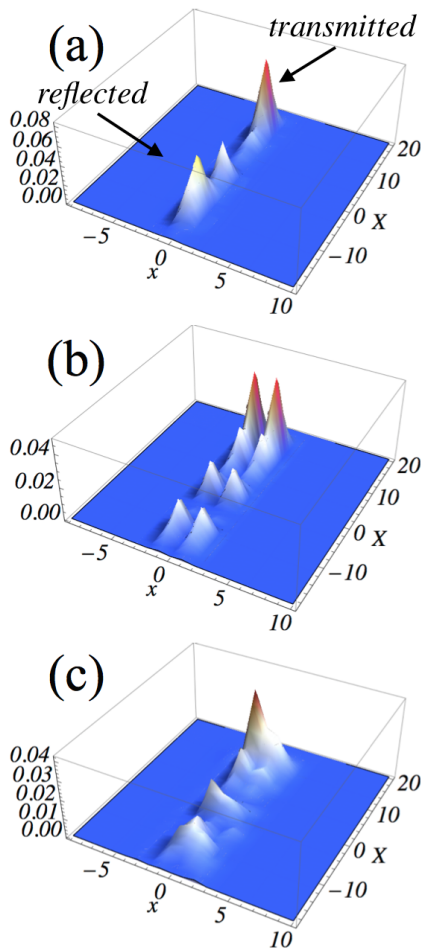


FIG. 1: The probability distribution $\rho(X, X, x, x, t')$ of the composite object after tunneling through the barrier. $m_1 = m_2 = 1$, $\omega t' = 11 \times 10^9$, $(P_0^2/2M)/V_1 = (P_0^2/2M)/V_2 = 1.2$ and $\sigma/x_{a,0} = 6.6$. (a) Internal oscillator is initially in the ground state (without dissipation). (b) Internal oscillator is initially in the first excited state (without dissipation). (c) Internal oscillator is initially in the first excited state (with dissipation).

We use the above master equation in the following sections.

B. Quantum tunneling and dissipation

Spontaneous emission from two-level atoms tunneling through a square potential and a double-well potential has been studied in the literature [17, 18]. In some cases, dissipation can enhance quantum tunneling effects due to increase of kinetic energy [17] or mixing of excited states with ground states caused by coupling with environment [19]. However it is known that dissipation generally suppresses quantum tunneling effects [20]. Here we study a quantum tunnelling of the composite object

through a δ potential barrier, $\hat{V} = V_1\delta(\hat{x}_1) + V_2\delta(\hat{x}_2) = V_1\delta(\hat{X} + \frac{m_2}{M}\hat{x}) + V_2\delta(\hat{X} - \frac{m_1}{M}\hat{x})$ in a one-dimensional space, while its internal degrees of freedom radiates photons. We assume $m_1 = m_2 = 1$, $V_1 = V_2$. For simplicity, we introduce rescaling of the coordinate $X \rightarrow 2X = x_1 + x_2$, while $x = x_1 - x_2$. We start with the initial wave packet of the form $\Psi_0(X, x) = f(X)\phi_n(\mathbf{x})$:

$$f(X) = \left(\frac{2}{\pi\sigma^2}\right)^{1/4} \exp\left(iP_0X - \frac{(X - X_{\mathcal{O}})^2}{\sigma^2}\right),$$

$$\phi_n(\mathbf{x}) = \frac{1}{\sqrt{2^n n!}} \left(\frac{\mu\omega}{\pi}\right)^{1/4} e^{-\mu\omega x^2/2} H_n(\sqrt{\mu\omega}x). \quad (17)$$

where P_0 is the initial c.m. momentum, and σ is the width of the initial wave packet with its center being $X_{\mathcal{O}}$.

Here $X_{\mathcal{O}} = -10$ so that it tunnels through the barrier located around $X \sim 0$ from the left. We choose the ratio of kinetic energy of c.m. motion divided by the potential energy $(P_0^2/2M)/V_1 = (P_0^2/2M)/V_2 = 1.2$, and $\sigma/x_{a,0} = 6.6$ where $x_{a,n}$ is the oscillator amplitude given by $x_{a,n} = \sqrt{2E_n/\mu\omega^2}$ with $E_n = (n + 1/2)\omega$. We let the kinetic energy of c.m. motion is much less than the energy of the first excited state of the oscillator, $\frac{3\omega/2}{P_0^2/2M} = 23$. We define the transmission probability $T = \int_{X>0} dX \int_{-\infty}^{\infty} dx \rho(X, X, x, x, t')$ and the reflection probability $R = \int_{X<0} dX \int_{-\infty}^{\infty} dx \rho(X, X, x, x, t')$ where $t = t'$ is the time when the wave packet is separated into the transmitted and reflected parts by the barrier if it starts to tunnel through the barrier from the left at time $t = 0$.

When the object is not coupled with the radiation field, it is found that $T/R \approx 1.0$ (i.e., half of the wave packet is transmitted and half of it is reflected.) if its internal oscillator is initially in the ground state (FIG. 1 (a)), while $T/R \approx 2.2$ if the oscillator is initially in the first excited state (FIG. 1 (b)). Here $\omega t' = 11 \times 10^9$ is chosen. This shows that the transmission probability of the object with the excited internal oscillator is around twice larger than that of the object whose oscillator is initially in the ground state. It is because the wave packet is populated around $x = 0$ when the oscillator is in the ground state and it feels $V = (V_1 + V_2)\delta(X)$ which is generally a higher potential barrier than that at $x \neq 0$. This occurs when the width of the barrier is narrower than the oscillator amplitude of the excited states $x_{a,n}$ with $n > 0$.

Now we consider a situation where the object is coupled with the radiation field. If there exist ambient photons, its quantum tunneling can be enhanced or assisted since interactions with them can excite the internal oscillator. However if we have more photon emissions from the oscillator, then generally dissipation caused by the process makes the excited states of the oscillator decay into the ground state and suppresses the quantum tunneling rate. FIG. 1 (c) shows the quantum tunneling of the object coupled with the radiation field following the master equation (16) with the same initial wave packet

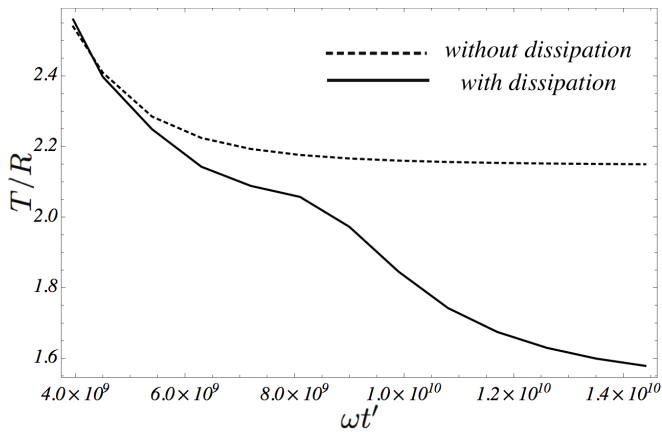


FIG. 2: T/R with different $\omega t'$ where the internal oscillator is prepared initially in the first excited state. Comparison of T/R with and without dissipation according to the master equation (16).

as that of FIG. 1 (b). We see that the first excited state of the oscillator decays into the ground state and the tunnelling rate is suppressed as $T/R \approx 1.7$. In FIG. 2, T/R with different $\omega t'$ is plotted by changing ω without changing t' where the internal oscillator of the object is prepared initially in the first excited state. The plot is obtained from the time evolution of the wave packet according to the master equation (16). Without dissipation due to the radiation field, it is observed that T/R changes only slightly with $\omega t'$. Note that T/R decreases even without dissipation since $x_{a,1}$ becomes smaller as ω increases and the wave packet becomes more populated around $x = 0$. However with dissipation, we see that the tunneling rate gets more suppressed as $\omega t'$ increases. This indicates that more excited states of the oscillator decay into the ground state as $\omega t'$ gets larger, and the tunneling rate in the c.m. degree of freedom becomes suppressed since the wave packet sees a high potential barrier when its internal oscillator is in the ground state.

C. Decoherence

In addition to the dissipation effects discussed in the previous section, we also observe decoherence effects. The effects can be observed when the internal oscillator is prepared in a superposition state. As an example of preparation of such state, let us consider the initial wave packet of the composite object of the form (17) whose internal oscillator is initially in the ground state and let it tunnels through the δ potential barrier as before. Similarly to the previous section, if we choose $m_1 = m_2 = 1$, $\omega t' = 9 \times 10^7$, $(P_0^2/2M)/V_1 = (P_0^2/2M)/V_2 = 1.2$, $\sigma/x_{a,0} = 2$, half of the wave packet is transmitted and half of it is reflected by the barrier. In the previous section, we had the energy of c.m. motion was much less than the energy of

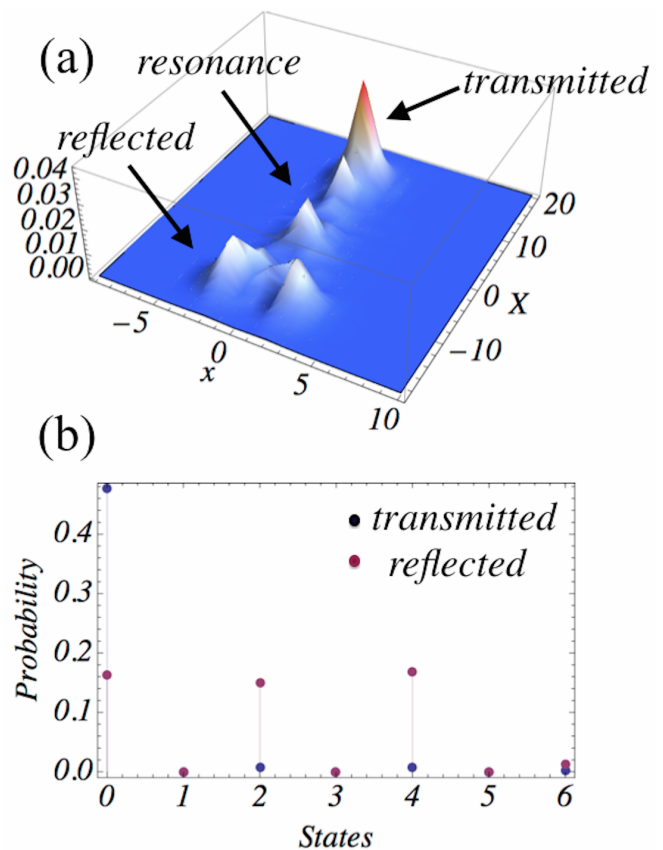


FIG. 3: (a) The probability distribution $\rho(X, X, x, x, t')$ after tunneling through the barrier where the internal oscillator was initially prepared in the ground state. The oscillator of the reflected part gets excited partially. (b) Probabilities to find the oscillator states ϕ_n in the transmitted and in the reflected part. State number $n = 0$ corresponds to the ground state, and $n = 1$ is for the first excited state etc.

the excited internal oscillator. Here we let the energy of c.m. motion is approximately the same as the energy of the fourth excited state of the oscillator. Then the energy transfer from the c.m. motion to the internal oscillator occurs when the wave packet is reflected by the barrier, and the oscillator gets excited partially in the reflected part, while it is still in the ground state in the transmitted part as shown in FIG. 3 (a). Note that long-lived resonances at the barrier found in [6] are also observed here. In FIG. 3 (b), we plot $p_{n,T} = \int_{X>0} dX \int dx \int dx' \phi_n^*(x) \rho(X, X, x, x', t') \phi_n(x')$ and $p_{n,R} = \int_{X>0} dX \int dx \int dx' \phi_n^*(x) \rho(X, X, x, x', t') \phi_n(x')$ which are the probabilities to find the oscillator in the state ϕ_n in the transmitted and the reflected part respectively. Due to the symmetry of the δ potential barrier, the antisymmetric states are not occupied in the reflected part as discussed in [6].

In FIG. 3 (a), it can be seen that the transmitted part has the probability distribution populated around $x = 0$

(i.e., the internal oscillator is in the ground state) with $\rho(X = 12, X' = 12, x = 0, x' = 0, t) \approx 0.04$ while $\rho(X = 12, X' = 12, x = \pm 2, x' = \pm 2, t) \approx 0$. On the other hand, the reflected part has the probability distribution populated more around $x \neq 0$ (i.e., the internal oscillator is partially in the excited states) with $\rho(X = -12, X' = -12, x = \pm 2, x' = \pm 2, t) \approx 0.02$ while $\rho(X = -12, X' = -12, x = 0, x' = 0, t) \approx 0.008$. Note that we have $x_{a,0} \approx 1$, while $x_{a,2}$ is slightly larger than 2 in the figure.

However, if we trace out the radiation field entangled with the oscillator, as was done in the master equation (16), then the superposition state gets suppressed. For example, $\rho(X = 12, X' = -12, x = 0, x' = \pm 2, t')$ represents the superposition state of the object being transmitted by the barrier (and arriving at $X = 12$) whose oscillator is in the ground state and that being reflected by the barrier (and arriving at $X = -12$) whose oscillator is excited. According to the master equation (16), we have

$$\mathcal{C}_{\text{dec}} = \frac{|\rho(X = 12, X' = -12, x = 0, x' = \pm 2, t' + t'')|}{|\rho(X = 12, X' = -12, x = 0, x' = \pm 2, t')|} \approx 0.8 \quad (18)$$

when $\omega t'' = 3 \times 10^9$ (i.e., $t'/t'' = 0.03$). Here t'' is the time measured from the moment $t = t'$ when the wave packet is prepared in the superposition state after the tunneling through the barrier.

Then (18) shows that the superposition state of the composite object mentioned above is $\sim 20\%$ suppressed after time t'' . Note that here we have the relatively simple entanglement between the c.m. and the internal degrees of freedom in our example, i.e., the wavefunction of the composite object after the tunneling $\approx \frac{1}{\sqrt{2}}|\text{c.m. transmitted}\rangle|\phi_0\rangle + \frac{1}{\sqrt{2}}|\text{c.m. reflected}\rangle(\frac{1}{\sqrt{3}}|\phi_0\rangle + \frac{1}{\sqrt{3}}|\phi_2\rangle + \frac{1}{\sqrt{3}}|\phi_4\rangle)$. Then the terms in its density matrix such as $\frac{1}{2\sqrt{3}}|\text{c.m. transmitted}\rangle|\phi_0\rangle\langle\text{c.m. reflected}|\langle\phi_2|$ or $\frac{1}{2\sqrt{3}}|\text{c.m. transmitted}\rangle|\phi_0\rangle\langle\text{c.m. reflected}|\langle\phi_4|$ can be considered to represent the superposition state of the object. However if the transmitted part also happens to have the internal oscillator in the excited states, then the notion of the entanglement among the c.m., the internal degrees of freedom and the radiation field, and the discussion of the superposition state of the object and its decoherence can become more complicated.

FIG. 4 shows the dependence of \mathcal{C}_{dec} on $\omega t''$ obtained by changing ω without changing t'' with the same method as in (18) using the master equation (16). As it is expected, the decoherence rate increases as $\omega t''$ gets larger.

It is shown that the interaction with the barrier can make the c.m. and the relative degrees of freedom get entangled with each other when the initial energy of c.m. motion is similar to that of the excited states of the internal oscillator. As a result, although the c.m. degrees of freedom of the object itself does not entangle with the radiation field directly, due to the entanglement between the c.m. and the internal degrees of freedom which is entangled with the radiation field, tracing out the radia-

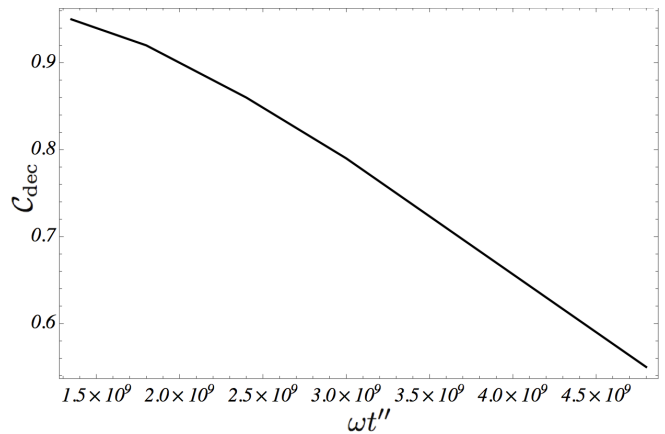


FIG. 4: \mathcal{C}_{dec} with different $\omega t''$ obtained with the same method as in (18).

tion field suppresses the spatial superposition state of the c.m. position of the object. Note that this decoherence effect can not be seen with the conditions in the previous section where the initial energy of the c.m. motion was much smaller than that of the excited states of the internal oscillator since the energy transfer during the interaction with the barrier from the c.m. motion to the internal oscillator is not enough to excite oscillators in the reflected part to make the strong entanglement between these two degrees of freedom in that case.

III. COMPOSITE OBJECT COUPLED WITH THE QUANTIZED GRAVITATIONAL FIELD

Recently the studies of gravitational decoherence have attracted interest [2, 3, 8–11]. In this section, we derive the master equation of the composite object coupled with the quantized gravitational radiation field by its energy-momentum tensor (quadrupole moment) in the weak gravity regime. The master equation can be derived by the similar method employed for the photon radiation field in the previous section. However here we need to introduce the strong assumptions that an observer is external, is in the source-free region, and the energy-momentum tensor of the object and the gravitational radiation field generated by it can be quantized.

A. The master equation

When two constituent particles of the composite object do not have charges, however they are still coupled to the gravitational radiation field by their energy-momentum

tensor T^{ij} , S_{int} and S_{rad} in (3) may be replaced by

$$\begin{aligned} S_{\text{int}} &= \int d^4r h_{ij}(\mathbf{r}, t) T^{ij}(\mathbf{r}, t), \\ S_{\text{rad}} &= \frac{1}{4\pi G} \int d^4r h_{\mu\nu, \alpha} h^{\mu\nu, \alpha} \\ &= \frac{1}{4\pi G} \int d^4r (\partial_t h_{ij} \partial^t h^{ij} - h_{ij, k} h^{ij, k}) \end{aligned} \quad (19)$$

in the weak gravity regime [21].

As in the case of the photon radiation field, we expand the transverse-traceless parts h_{ij} of the gravitational field and T^{ij} into plane waves,

$$h_{ij}(\mathbf{r}, t) = \sum_{\mathbf{k}} h_{ij}^{(\lambda)}(\mathbf{k}) e^{i\mathbf{k}\cdot\mathbf{r}}, \quad T^{ij}(\mathbf{r}, t) = \sum_{\mathbf{k}} T^{ij(\lambda)}(\mathbf{k}, t) e^{i\mathbf{k}\cdot\mathbf{r}} \quad (20)$$

where $h_{ij}^{(\lambda)}(\mathbf{k}) = \epsilon_{ij}^{(\lambda)}(\mathbf{k}) s_{\mathbf{k}}^{(\lambda)}(t)$ with the transverse-traceless polarization tensors $\epsilon_{ij}^{(\lambda)}(\mathbf{k})$.

It is generally assumed that an observer in quantum mechanics is always external and is located in the source-free region. With this assumption, the transverse-traceless gauge, i.e., $h_{0\mu} = h^i{}_i = h^i{}_i = 0$, can be introduced as in (19). In general relativity, however, the observer is normally located inside of the system and this fact can cause problems, which will be briefly discussed in the next section.

Now we assume that we can follow the framework of quantum mechanics and write the time-evolution of the density matrix as (4) where $a^\lambda \rightarrow h_{ij}^{(\lambda)}$ for the gravitational radiation field. Here it is assumed that the energy-momentum tensor of the object and the gravitational radiation field generated by it are quantized.

The influence functional for coupling to the gravitational radiation field can be obtained similarly to the previous section [22–24] (Appendix A):

$$\begin{aligned} \mathcal{F}(T^{ij}, T^{ij'}) &= \exp \Theta_{\text{grav}} = \exp \left[i \int_0^t \int_0^s ds ds' (T^{ij}(\mathbf{k}, s) - T^{ij'}(\mathbf{k}, s)) \gamma_{ij, kl}^{(s, s')} (T^{kl}(-\mathbf{k}, s') + T^{kl'}(-\mathbf{k}, s')) \right. \\ &\quad \left. - \int_0^t \int_0^s ds ds' (T^{ij}(\mathbf{k}, s) - T^{ij'}(\mathbf{k}, s)) \eta_{ij, kl}^{(s, s')} (T^{kl}(-\mathbf{k}, s') - T^{kl'}(-\mathbf{k}, s')) \right] \end{aligned} \quad (21)$$

with the correlation functions

$$\begin{aligned} \gamma_{ij, kl}^{(s, s')} &= 2\pi G \sum_{\mathbf{k}} \frac{\Pi_{ij, kl}}{k} \sin k(s - s'), \\ \eta_{\lambda\rho}^{(s, s')} &= 2\pi G \sum_{\mathbf{k}} \frac{\Pi_{ij, kl}}{k} \cos k(s - s') \end{aligned} \quad (22)$$

where the sum over polarizations of two on-shell graviton states gives the polarization tensor $\sum_{\lambda} \epsilon_{ij}^{\lambda}(\mathbf{k}) \epsilon_{kl}^{\lambda*}(\mathbf{k}) = \Pi_{ij, kl} = \frac{1}{2}(P_{ik}P_{jl} + P_{il}P_{jk} - P_{ij}P_{kl})$ and the projection operators are $P_{ij} = \delta_{ij} - \frac{k_i k_j}{|\mathbf{k}|^2}$.

Here T^{ij} and $T^{ij'}$ are associated with x and x' respectively. If we introduce the energy-momentum tensor,

$$T^{ij}(\mathbf{k}, s) = \mu \dot{x}^i(s) \dot{x}^j(s) e^{i\mathbf{k}\cdot\mathbf{x}(s)} \quad (23)$$

where the internal degrees of freedom x obeys an equation of motion for a harmonic oscillator as before, then we can write

$$\begin{aligned} \text{Im}(\Theta_{\text{grav}}) &\approx \frac{G\mu^2\omega}{2\pi} \int_0^t ds (\dot{x}(s)^4 - \dot{x}'(s)^4) \\ &\quad + \frac{G\mu^2\omega^2}{2} \int_0^t ds (\dot{x}(s)^2 - \dot{x}'(s)^2) (\dot{x}(s)x(s) + \dot{x}'(s)x'(s)), \\ \text{Re}(\Theta_{\text{grav}}) &\approx -\frac{3G\mu^2\omega^5 t}{16\pi} (x^2 - x'^2)^2 \\ &\quad - \frac{G\mu^2\omega^2}{4\pi} \int_0^t ds (\dot{x}(s)^2 - \dot{x}'(s)^2) (x(s)\dot{x}(s) - x'(s)\dot{x}'(s)) \end{aligned} \quad (24)$$

and the master equation can be obtained similarly as in the case of the photon radiation field,

$$\begin{aligned} \frac{\partial \rho(X, X', x, x', t)}{\partial t} &\approx \left[\frac{i}{2M} \left(\frac{\partial^2}{\partial X^2} - \frac{\partial^2}{\partial X'^2} \right) + \frac{i}{2\mu} \left(\frac{\partial^2}{\partial x^2} - \frac{\partial^2}{\partial x'^2} \right) - i(\hat{V}'(x, X) - \hat{V}'(x', X')) \right. \\ &\quad - \frac{3G\omega i}{2\mu^2\pi} \left(\frac{\partial^2}{\partial x^2} - \frac{\partial^2}{\partial x'^2} \right) \left(\frac{\partial^2}{\partial x^2} + \frac{\partial^2}{\partial x'^2} \right) + \frac{G\omega^2}{\mu} \left(x \frac{\partial}{\partial x} - x' \frac{\partial}{\partial x'} \right) \left(\frac{\partial^2}{\partial x^2} - \frac{\partial^2}{\partial x'^2} \right) \\ &\quad \left. - \frac{3G\mu^2\omega^5}{16\pi} (x^2 - x'^2)^2 - \frac{G\omega^2 i}{4\mu\pi} \left(x \frac{\partial}{\partial x} + x' \frac{\partial}{\partial x'} \right) \left(\frac{\partial^2}{\partial x^2} - \frac{\partial^2}{\partial x'^2} \right) \right] \rho(X, X', x, x', t). \end{aligned} \quad (25)$$

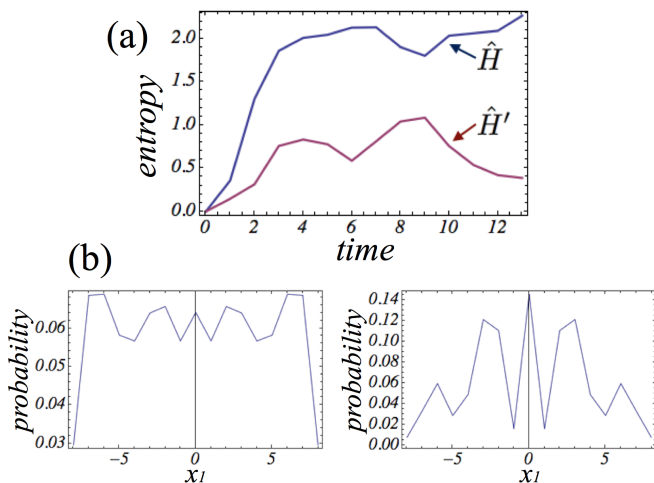


FIG. 5: (a) The time-evolution of the von Neumann entropy which measures the entanglement between x_1 and x_2 given by \hat{H} and \hat{H}' respectively. (b) Interference pattern produced by the reduced density matrix in x_1 . The time-evolution of the density matrix is given by \hat{H} (left) and \hat{H}' (right) respectively.

The effects of dissipation and decoherence caused by tracing out the gravitational radiation field here are similar to those given by the photon radiation field discussed in the previous sections. However, of course the effects are much weaker than those of the photon counterpart by a factor of $G\mu^2/\alpha$ even if they exist.

B. Lorentz gauge and false loss of coherence

So far we discussed the problems in the Coulomb gauge or in the transverse-traceless gauge assuming that the observer is in the source-free region. Of course one can also use the Lorentz gauge. In the Lorentz gauge, in addition to the contribution of the radiation field (i.e., real photons or gravitons), one may also write the contributions of virtual particles, i.e., the self-interaction terms. Unlike real particles, those virtual particles do not decohere the superposition of the excited states and the ground state of composite objects, rather they can cause false loss of coherence due to their inability to detach themselves from the object concerned that generates them [25]. As an example, it was discussed in [25] that the spatial superposition state of an electron with its attached static Coulomb field can decohere due to differences of the states of the field associated with two different positions of the electron, however if these two positions are made come together by the force field, it can be seen that coherence can be restored and therefore decoherence caused by the static Coulomb field at the intermediate times is not real. This happens because the static field mediated by virtual particles can not detach themselves from the object concerned (i.e., electron), and can not carry away the information.

Similar processes that restore coherence can also occur even when real particles are traced out if they are controlled in a particular manner. For example, let us consider an electron which is in a spatial superposition state of being at $x_1 = d > 0$ or $x_1 = -d$ whose wavefunction is written as

$$\psi(x_1) = \frac{1}{\sqrt{2}} \frac{1}{(2\pi\sigma^2)^{1/4}} \left(e^{-\frac{1}{4\sigma^2}(x_1-d)^2} + e^{-\frac{1}{4\sigma^2}(x_1+d)^2} \right) \quad (26)$$

where the width σ of the Gaussian distribution is smaller than d so that two Gaussians have essentially no overlap. Here we choose $d/\sigma = 5$.

Instead of the situation discussed above where we only had the electron and the Coulomb field generated by it, we now add a second electron that interacts with the first one through the Coulomb field. Then the Hamiltonian can be written as

$$\hat{H} = \frac{\hat{p}_1^2}{2m} + \frac{\hat{p}_2^2}{2m} + \frac{q^2}{4\pi\epsilon_0|\hat{x}_1 - \hat{x}_2|}. \quad (27)$$

We place the second electron at the origin $x_2 = 0$ so that its wave-function can be written as

$$\phi(x_2) = \frac{1}{(2\pi\sigma^2)^{1/4}} e^{-\frac{1}{4\sigma^2}x_2^2}. \quad (28)$$

If we start with the initial wave-function which is in the pure state, $\psi(x_1)\phi(x_2)$, the time-evolution by the Hamiltonian (27) makes two electrons get entangled with each other since if the second electron is repelled in the negative direction, we know that the first one is at $x_1 = d$, while it is at $x_1 = -d$ if the second one is repelled in the positive direction. As a result, tracing out the position x_2 of the second electron causes the spatial superposition state (26) of the first electron to decohere. Indeed, it can be seen that the von Neumann entanglement entropy that measures the entanglement between x_1 and x_2 increases with time when the whole system evolves according to \hat{H} (FIG. 5 (a)) and the interference pattern produced by the reduced density matrix in x_1 (obtained by tracing out x_2) when two Gaussians of (26) overlap and interfere with each other after the time-evolution, is largely suppressed (FIG. 5 (b, left)).

Now we attach the second electron to a spring:

$$\hat{H}' = \hat{H} + \frac{1}{2}cx_2^2 \quad (29)$$

so that the spring tries to pull it back toward the origin after some time. Then the second electron becomes bounded in a limited region and one is able to restore coherence. In FIG. 5 (a), it can be seen that the entropy increases initially, but the spring tries to pull the second electron back when it gets far away from the origin and the entropy decreases again if the system evolves according to \hat{H}' and the clear interference pattern (FIG. 5 (b, right)) can be observed. In the figures, $\frac{c\sigma}{q^2/(4\pi\epsilon_0\sigma^2)} = 1/200$ is chosen.

This type of behavior, which is sometimes called a recurrence phenomenon, can be seen when the system is bounded in a limited region of space [26, 27]. Therefore, if we have real photons that are emitted and travel off to infinity so that they can not come back into the system, then the information is carried away by them and coherence can not be restored. On the other hand, if we put mirrors that bounce the photons back into the system, then the information and coherence can be restored.

False loss of coherence [25] caused by tracing out virtual particles and soft particles that are tied to the system is the extreme case where the information can not even be detached from the system by those particles traced out. Therefore, the Coulomb gauge and the transverse-traceless gauge are generally useful when one is only interested in the far field radiation problems and real loss of coherence.

The discussions above would be valid even if photons are replaced by gravitons, as long as one introduces the strong assumptions as we have done in the previous section. However, in general relativity, the observer is normally considered as internal, and is affected by spacetime structure made by the system concerned and himself and his backreaction on it etc. It was suggested in [8, 9] that the superposition of matter causes the superposition of time which may lead to gravitational decoherence as the quantum gravity effect. It is still an open problem how the quantum mechanics of an internal observer [28, 29] or quantum reference frame [30, 31] can be related to those studies of gravitational decoherence, and the relations between observables of the internal observer and those of external observer or those evaluated by one coordinate/gauge fixing and by the other coordinate fixings [11] are still unclear. Those questions are beyond the scope of this article, and we performed all calculations of Sec. III A with the assumption that the observer is external and is in the source-free region in flat spacetime.

IV. CONCLUSION

We have studied the effects of coupling between the internal degrees of freedom of the composite object and the photon radiation field on its quantum tunneling through the δ potential barrier, and the creation of the spatial superposition state by the process. Firstly, it was observed that although the c.m. degrees of freedom of the object does not directly interact with the radiation field, dissipation caused by the field can decrease the tunneling rate of the object in the c.m. degrees of freedom when the initial state of the internal degrees of

freedom is prepared in the excited state. It is because the state of the internal degrees of freedom can decay into the ground state due to the photon emissions, and the object with the ground state sees the high potential barrier. Secondly, we have seen that the spatial superposition state of the object created by the tunneling process can decohere by the coupling with the radiation field since the δ potential barrier can make the c.m. and the internal degrees of freedom of the object entangled with each other when the initial energy of the c.m. motion is similar to that of the excited states of the internal oscillator. In our case, we had the relatively simple entangled state which is similar to the GHZ state, \approx $|c.m. \text{ transmit}\rangle|int \text{ ground state}\rangle|no \text{ photon emission}\rangle + |c.m. \text{ reflected}\rangle|int \text{ excited states}\rangle|photon \text{ emissions}\rangle + \dots$ up to normalization. With more complicated entangled states, the notion of the superposition state and decoherence can become more involved. The work shows that dealing with quantum phenomena of composite objects requires careful handling of different types of interplays, (i) among the c.m, the internal degrees of freedom and the potential barrier, and (ii) between the internal and the radiation field (i.e., environment) in this article.

Finally, due to the increasing interest in gravitational decoherence, we discussed the situation in which the photon field is replaced by gravity. Since linearized gravity is similar to electromagnetism, it is possible to derive the master equation in a similar way to that for photons, but with the strong assumptions that that observer is external, is in the source-free region, and the energy-momentum tensor of the object and the gravitational radiation field generated by it can be quantized. We further discussed that the contributions of virtual particles that one may write in the Lorentz gauge generally lead to false loss of coherence, however there are still open problems involving internal observer, gauge fixing etc. in the topic of gravitational decoherence which are not addressed in this article.

ACKNOWLEDGMENTS

This work is largely benefited from fruitful discussions with W. G. Unruh and we appreciate his important comments. We also thank B. L. Hu, M. Hotta, J. J. Halliwell, C. Anastopoulos, T. Momose and Y. Shikano for helpful discussions and support. F. S. is partially supported by a UBC international tuition award, UBC faculty of science graduate award, the research foundation for opto-science and technology. The work was supported by NSERC Discovery grant and CFI funds for CRUCS.

[1] M. Arndt *et al.*, Nat. Phys. **401**, 680 (1999).

[2] I. Pikovski, M. Zych, F. Costa and Č. Brukner, Nat.

Phys. **11**, 668-672 (2015).

[3] C. Gooding and W. G. Unruh, Found. Phys. **45**, 1166

- (2015).
- [4] T. Momose *et al.*, J. Chem. Phys. **108**, 7334-7338 (1998).
- [5] M. Tsubouchi and T. Momose, Phys. Rev. A. **77**, 052326 (2008).
- [6] F. Queisser and W. G. Unruh, Phys. Rev. D. **94**, 116018 (2016).
- [7] F. Suzuki, M. Litinskaya and W. G. Unruh, Phys. Rev. B. **96**, 054307 (2017).
- [8] R. Penrose, General Relativity and Gravitation. **28**, 581-599 (1996).
- [9] L. Diósi, Phys. Lett. **120A**, 377-381 (1987).
- [10] M. P. Blencowe, Phys. Rev. Lett. **111**, 021302 (2013).
- [11] C. Gooding and W. G. Unruh, Phys. Rev. D. **90**, 044071 (2014).
- [12] L. Novotny and B. Hecht, *Principles of Nano-Optics* (Cambridge University Press, 2012).
- [13] R. P. Feynman and A. R. Hibbs, *Quantum Mechanics and Path Integrals* (McGraw-Hill, New York, 1965).
- [14] H. Breuer and F. Petruccione, Phys. Rev. A. **63**, 032102-1 (2001).
- [15] H. Breuer and F. Petruccione, *The Theory of Open Quantum Systems* (Oxford, 2002).
- [16] A. O. Caldeira and A. J. Leggett, Physica. **121A**, 587 (1983).
- [17] Y. Japha and G. Kurizki, Phys. Rev. Lett. **77**, 2909 (1996).
- [18] D. Braun and J. Martin, Phys. Rev. A. **77**, 032102 (2008).
- [19] K. Fujikawa, S. Iso, M. Sasaki and H. Suzuki, Phys. Rev. B. **46**, 10295 (1992).
- [20] A. O. Caldeira and A. J. Leggett, Ann. Phys. **149**, 374 (1983).
- [21] M. Fierz and W. Pauli, Proc. Roy. Soc. Lond. A **173**, 211 (1939).
- [22] C. Anastopoulos, Phys. Rev. D. **54**, 1600 (1996).
- [23] F. Suzuki and F. Queisser, J. Phys. Conf. Ser. **626**, 012039 (2015).
- [24] C. Anastopoulos and B. L. Hu, Class. Quantum Grav. **30**, 165007 (2013).
- [25] W. G. Unruh, *In Relativistic quantum measurement and decoherence*, eds H. P. Breuer and F. Petruccione (Springer, 2000), pp 125-140.
- [26] H. Poincaré, Acta Math. **13**, 1-270 (1890).
- [27] L. S. Schulman, Phys. Rev. A. **18**, 2379-2380 (1978).
- [28] Y. Aharonov and B. Reznik, Phys. Rev. Lett. **84**, 1368 (2000).
- [29] Y. Aharonov, S. Massar, and S. Popescu, Phys. Rev. A. **66**, 052107 (2002).
- [30] Y. Aharonov, J. Oppenheim, S. Popescu, B. Reznik, and W. G. Unruh, Phys. Rev. A. **57**, 4130 (1998).
- [31] R. M. Angelo, N. Brunner, S. Popescu, A. J. Short and P. Skrzypczyk, J. Phys. A: Math Theor. **44**, 145304 (2011).
- [32] J. Cloutier and G. W. Semenoff, Phys. Rev. D. **44**, 3218-3229 (1991).
- [33] K. Kuchar, J. Math. Phys. **11**, 3322 (1970).
- [34] J. B. Hartle, Phys. Rev. D. **29**, 2730 (1984).
- [35] K. Schleich, Phys. Rev. D. **36**, 2342 (1987).

Appendix A: Influence functional from the radiation field

We derive the influence functional $\mathcal{F}(\mathbf{j}, \mathbf{j}')$ for coupling to the photon radiation field:

$$\mathcal{F}(\mathbf{j}, \mathbf{j}') = \iiint \prod_{\lambda=1,2} da^\lambda da_0^\lambda da_0^{\lambda'} K_{\text{rad}}(a^\lambda, a_0^\lambda) K_{\text{rad}}^*(a^\lambda, a_0^{\lambda'}) \Phi(a_0^\lambda) \Phi^*(a_0^{\lambda'}). \quad (\text{A1})$$

It is assumed that there is no ambient thermal radiation field and the initial wavefunctional for the radiation field is in the ground state (5).

For each polarization $\lambda = 1, 2$, we have

$$\begin{aligned} K_{\text{rad}}(a^\lambda, a_0^\lambda) &= \int \exp i(S_{\text{rad}} + S_{\text{int}}) \mathcal{D}a^\lambda \\ &= \int \mathcal{D}a^\lambda \exp i \left(\int \sum_{\mathbf{k}} \frac{1}{2} (\dot{a}^{\lambda*}(\mathbf{k}) \dot{a}^\lambda(\mathbf{k}) - k^2 a^{\lambda*}(\mathbf{k}) a^\lambda(\mathbf{k})) + q \dot{x}^\lambda(t) a^\lambda(\mathbf{k}) e^{i\mathbf{k}\cdot\mathbf{x}(t)} \right) dt. \end{aligned} \quad (\text{A2})$$

Since (A2) is given by the path integral for the forced harmonic oscillator, we have $K_{\text{rad}} \propto e^{iS_{cl}}$ where [13, 32]

$$\begin{aligned} S_{cl} &= \sum_{\mathbf{k}} \frac{k}{2 \sin kt} \left[(a^\lambda(\mathbf{k}) a^\lambda(-\mathbf{k}) + a_0^\lambda(\mathbf{k}) a_0^\lambda(-\mathbf{k})) \cos kt - 2a^\lambda(\mathbf{k}) a_0^\lambda(-\mathbf{k}) + \frac{2qa^\lambda(-\mathbf{k})}{k} \int_0^t \dot{x}^\lambda e^{i\mathbf{k}\cdot\mathbf{x}_O(s)} \sin ksd s \right. \\ &\quad \left. + \frac{2qa_0^\lambda(-\mathbf{k})}{k} \int_0^t \dot{x}^\lambda(s) e^{i\mathbf{k}\cdot\mathbf{x}_O(s)} \sin k(t-s) ds - \frac{2q^2}{k^2} \int_0^t ds \int_0^s ds' \dot{x}^\lambda(s) e^{i\mathbf{k}\cdot\mathbf{x}_O(s)} \dot{x}^\lambda(s') e^{-i\mathbf{k}\cdot\mathbf{x}_O(s')} \sin k(t-s) \sin ks' \right]. \end{aligned} \quad (\text{A3})$$

By substituting (5) and (A3) into (A1), we obtain (9).

In the case of the gravitational radiation field, we again has the path integral for the forced harmonic oscillator in the weak gravity regime (19). By substituting the initial ground state wavefunctional [33–35],

$$\Phi(h_0^{(\lambda)}) = \exp \left[- \sum_{\mathbf{k}} \frac{k}{2} h_{0ij}^{(\lambda)}(\mathbf{k}) h_0^{(\lambda)ij}(-\mathbf{k}) \right] \quad (\text{A4})$$

with rescaled $h_{ij} \rightarrow \sqrt{2\pi G}h_{ij}$ (the subscript 0 indicates the initial state), and $K_{\text{rad}} \propto e^{iS_{cl}}$ where

$$\begin{aligned}
S_{cl} = \int \sum_{\mathbf{k}} \frac{k}{2 \sin kt} & \left[(h_{ij}^{(\lambda)}(\mathbf{k})h^{(\lambda)ij}(-\mathbf{k}) + h_{0ij}^{(\lambda)}(\mathbf{k})h_0^{(\lambda)ij}(-\mathbf{k})) \cos kt - 2h_{ij}^{(\lambda)}(\mathbf{k})h_0^{(\lambda)ij}(-\mathbf{k}) \right. \\
& + \frac{2\sqrt{2\pi G}h_{ij}^{(\lambda)}(-\mathbf{k})}{k} \int_0^t T^{ij(\lambda)}(\mathbf{k}, s) \sin ksd s + \frac{2\sqrt{2\pi G}h_{0ij}^{(\lambda)}(-\mathbf{k})}{k} \int_0^t T^{ij(\lambda)}(\mathbf{k}, s) \sin k(t-s)ds \\
& \left. - \frac{4\pi G}{k^2} \int_0^t ds \int_0^s ds' T^{ij(\lambda)}(\mathbf{k}, s) T_{ij}^{(\lambda)}(-\mathbf{k}, s') \sin k(t-s) \sin ks' \right] \quad (\text{A5})
\end{aligned}$$

into

$$\mathcal{F}(T^{ij}, T^{ij'}) = \iiint \prod_{\lambda=1,2} dh^{(\lambda)} dh_0^{(\lambda)} dh_0^{(\lambda)'} K_{\text{rad}}(h^{(\lambda)}, h_0^{(\lambda)}) K_{\text{rad}}^*(h^{(\lambda)}, h_0^{(\lambda)'}) \Phi(h_0^{(\lambda)}) \Phi^*(h_0^{(\lambda)'}) \quad (\text{A6})$$

we obtain (21).