

Capacity of Some Index Coding Problems with Symmetric Neighboring Interference

Mahesh Babu Vaddi and B. Sundar Rajan

Department of Electrical Communication Engineering, Indian Institute of Science, Bengaluru 560012, KA, India

E-mail: {mahesh, bsrajan}@ece.iisc.ernet.in

Abstract—A single unicast index coding problem (SUICP) with symmetric neighboring interference (SNI) has equal number of K messages and K receivers, the k th receiver R_k wanting the k th message x_k and having the side-information $\mathcal{K}_k = (\mathcal{I}_k \cup x_k)^c$, where $\mathcal{I}_k = \{x_{k-U}, \dots, x_{k-2}, x_{k-1}\} \cup \{x_{k+1}, x_{k+2}, \dots, x_{k+D}\}$ is the interference with D messages after and U messages before its desired message. Maleki, Cadambe and Jafar obtained the capacity of this symmetric neighboring interference single unicast index coding problem (SNI-SUICP) with (K) tending to infinity and Blasiak, Kleinberg and Lubetzky for the special case of $(D = U = 1)$ with K being finite. In this work, for any finite K and arbitrary D we obtain the capacity for the case $U = \gcd(K, D+1) - 1$. Our proof is constructive, i.e., we give an explicit construction of a linear index code achieving the capacity.

I. INTRODUCTION AND BACKGROUND

An index coding problem, comprises a transmitter that has a set of K independent messages, $X = \{x_0, x_1, \dots, x_{K-1}\}$, and a set of M receivers, $R = \{R_0, R_1, \dots, R_{M-1}\}$. Each receiver, $R_k = (\mathcal{K}_k, \mathcal{W}_k)$, knows a subset of messages, $\mathcal{K}_k \subset X$, called its *Known-set* or the *side-information*, and demands to know another subset of messages, $\mathcal{W}_k \subseteq \mathcal{K}_k^c$, called its *Want-set* or *Demand-set*. A naive technique would be to broadcast all the messages in K time slots. Instead, the transmitter can take cognizance of the side-information of the receivers and broadcast coded messages, called the index code, over a noiseless channel. The objective is to minimize the number of coded transmissions, called the length of the index code, such that each receiver can decode its demanded message using its side-information and the coded messages.

The problem of index coding with side-information was introduced by Birk and Kol [3]. Ong and Ho [4] classified the binary index coding problem depending on the demands and the side-information possessed by the receivers. An index coding problem is unicast if the demand sets of the receivers are disjoint. An index coding problem is single unicast if the demand sets of the receivers are disjoint and the cardinality of demand set of every receiver is one. Any unicast index problem can be converted into a single unicast index coding problem. A single unicast index coding problem (SUICP) can be described as follows: Let $\{x_0, x_1, \dots, x_{K-1}\}$ be the K messages, $\{R_0, R_1, \dots, R_{K-1}\}$ are K receivers and $x_k \in \mathcal{A}$ for some alphabet \mathcal{A} and $k = 0, 1, \dots, K-1$. Receiver R_k is interested in the message x_k and knows a subset of messages in $\{x_0, x_1, \dots, x_{K-1}\}$ as side-information.

A solution (includes both linear and nonlinear) of the index

coding problem must specify a finite alphabet \mathcal{A}_P to be used by the transmitter, and an encoding scheme $\varepsilon : \mathcal{A}^t \rightarrow \mathcal{A}_P$ such that every receiver is able to decode the wanted message from the $\varepsilon(x_0, x_1, \dots, x_{K-1})$ and the known information. The minimum encoding length $l = \lceil \log_2 |\mathcal{A}_P| \rceil$ for messages that are t bit long ($|\mathcal{A}| = 2^t$) is denoted by $\beta_t(G)$. The broadcast rate of the index coding problem with side-information graph G is defined [5] as,

$$\beta(G) \triangleq \inf_t \frac{\beta_t(G)}{t}.$$

If $t = 1$, it is called scalar broadcast rate. For a given index coding problem, the broadcast rate $\beta(G)$ is the minimum number of index code symbols required to transmit to satisfy the demands of all the receivers. The capacity $C(G)$ for the index coding problem is defined as the maximum number of message symbols transmitted per index code symbol such that every receiver gets its wanted message symbols and all the receivers get equal number of wanted message symbols. The broadcast rate and capacity are related as

$$C(G) = \frac{1}{\beta(G)}.$$

Instead of one transmitter and K receivers, the SUICP can also be viewed as K source-receiver pairs with all K sources connected with all K receivers through a common finite capacity channel and all source-receiver pairs connected with either zero or infinite capacity channels. This problem is called multiple unicast index coding problem in [1].

In a symmetric neighboring interference single unicast index coding problem (SNI-SUICP) with equal number of K messages and receivers, each receiver has interfering messages, corresponding to the D messages after and U messages before its desired message. In this setting, the k th receiver R_k demands the message x_k having the interference

$$\mathcal{I}_k = \{x_{k-U}, \dots, x_{k-2}, x_{k-1}\} \cup \{x_{k+1}, x_{k+2}, \dots, x_{k+D}\}. \quad (1)$$

The side-information of this setting is given by

$$\mathcal{K}_k = (\mathcal{I}_k \cup x_k)^c. \quad (2)$$

Maleki *et al.* [1] found the capacity of SNI-SUICP with $K \rightarrow \infty$ to be

$$C = \frac{1}{D+1} \text{ per message.} \quad (3)$$

Also, it was shown in [1] that the outer bound for the capacity of SNI-SUICP for finite K and is given by

$$C \leq \frac{1}{D+1}. \quad (4)$$

Blasiak *et al.* [5] found the capacity of SNI-SUICP with $U = D = 1$ by using linear programming bounds to be $\frac{\lfloor \frac{K}{2} \rfloor}{K}$.

Jafar [2] established the relation between index coding problem and topological interference management problem. The SNI-SUICP is motivated by topological interference management problems. The capacity and optimal coding results in index coding can be used in corresponding topological interference management problems.

A. Contributions

The contributions of this paper are summarized below:

- We derive the capacity of SNI-SUICP with D interfering messages after and $U = \gcd(K, D+1) - 1$ interfering messages before the desired message.
- We show that AIR matrices of size $K \times (D+1)$ can be used as an encoding matrix to generate optimal index code over every field.

All the subscripts in this paper are to be considered *modulo* K . In the remaining paper, we refer SNI-SUICP with D interfering messages after and $U = \gcd(K, D+1) - 1$ interfering messages before the desired message as SNI-SUICP.

The remaining part of this paper is organized as follows. In Section II we define and review the properties of Adjacent Row Independent (AIR) matrices which is already discussed in detail in [7] in the context of optimal index codes with symmetric, neighboring consecutive side-information. Except for the proof of Lemma 1 this section is a slightly modified version available in [8] and is present only for the sake of being self-contained. In III, we show that AIR matrix can be used as an encoding matrix to generate optimal index code for SNI-SUICP. We conclude the paper in Section IV.

II. REVIEW OF AIR MATRICES

In [7], we gave the construction of AIR matrix and we used AIR matrices to give optimal length index codes for one-sided symmetric neighboring and consecutive side-information index coding problems (SNC-SUICP). In [6], we constructed optimal vector linear index codes for two-sided SNC-SUICP. In [8], we gave a low-complexity decoding for SNC-SUICP with AIR matrix as encoding matrix. The low complexity decoding method helps to identify a reduced set of side-information for each users with which the decoding can be carried out. By this method every receiver is able to decode its wanted message symbol by simply adding some index code symbols (broadcast symbols).

Given K and D the $K \times (D+1)$ matrix obtained by Algorithm I is called the (K, D) AIR matrix and it is denoted by $\mathbf{L}_{K \times (D+1)}$. The general form of the (K, D) AIR matrix is shown in Fig. 1. It consists of several submatrices (rectangular boxes) of different sizes as shown in Fig.1. The location and

sizes of these submatrices are used subsequently to prove the main results in the following section Theorems 1 and 2.

The description of the submatrices are as follows: Let m and n be two positive integers and n divides m . The following matrix denoted by $\mathbf{I}_{m \times n}$ is a rectangular matrix.

$$\mathbf{I}_{m \times n} = \left[\begin{array}{c} \mathbf{I}_n \\ \mathbf{I}_n \\ \vdots \\ \mathbf{I}_n \end{array} \right] \left. \vphantom{\begin{array}{c} \mathbf{I}_n \\ \mathbf{I}_n \\ \vdots \\ \mathbf{I}_n \end{array}} \right\} \frac{m}{n} \text{ number of } \mathbf{I}_n \text{ matrices} \quad (5)$$

and $\mathbf{I}_{n \times m}$ is the transpose of $\mathbf{I}_{m \times n}$. We will call the $\mathbf{I}_{m \times n}$ matrix the $(m \times n)$ identity matrix.

Algorithm 1. Algorithm to construct the AIR matrix \mathbf{L} of size $K \times (D+1)$

Given K and D let $\mathbf{L} = K \times (D+1)$ blank unfilled matrix.

Step 1

- 1.1: Let $K = q(D+1) + r$ for $r < D+1$.
- 1.2: Use $\mathbf{I}_{q(D+1) \times (D+1)}$ to fill the first $q(D+1)$ rows of the unfilled part of \mathbf{L} .
- 1.3: If $r = 0$, Go to Step 3.

Step 2

- 2.1: Let $D+1 = q'r + r'$ for $r' < r$.
- 2.2: Use $\mathbf{I}_{q'r \times r}^T$ to fill the first $q'r$ columns of the unfilled part of \mathbf{L} .
- 2.3: If $r' = 0$, go to Step 3.
- 2.4: $K \leftarrow r$ and $D+1 \leftarrow r'$.
- 2.5: Go to Step 1.

Step 3 Exit.

end

Towards explaining the other quantities shown in the AIR matrix shown in Fig. 1, for a given K and D , let $\lambda_{-1} = D+1$, $\lambda_0 = K - D - 1$ and

$$\begin{aligned} D+1 &= \beta_0 \lambda_0 + \lambda_1, \\ \lambda_0 &= \beta_1 \lambda_1 + \lambda_2, \\ \lambda_1 &= \beta_2 \lambda_2 + \lambda_3, \\ \lambda_2 &= \beta_3 \lambda_3 + \lambda_4, \\ &\vdots \\ \lambda_i &= \beta_{i+1} \lambda_{i+1} + \lambda_{i+2}, \\ &\vdots \\ \lambda_{l-1} &= \beta_l \lambda_l. \end{aligned} \quad (6)$$

where $\lambda_{l+1} = 0$ for some integer l , λ_i, β_i are positive integers and $\lambda_i < \lambda_{i-1}$ for $i = 1, 2, \dots, l$. The number of submatrices in the AIR matrix is $l+2$ and the size of each submatrix is shown using $\lambda_i, \beta_i, i \in [0 : l]$. The submatrices are classified in to the following three types.

- The first submatrix is the $I_{(D+1) \times (D+1)}$ matrix at the top of Fig. 1 which is independent of $\lambda_i, \beta_i, i \in [0 : l]$. This will be referred as the $I_{(D+1)}$ matrix henceforth.

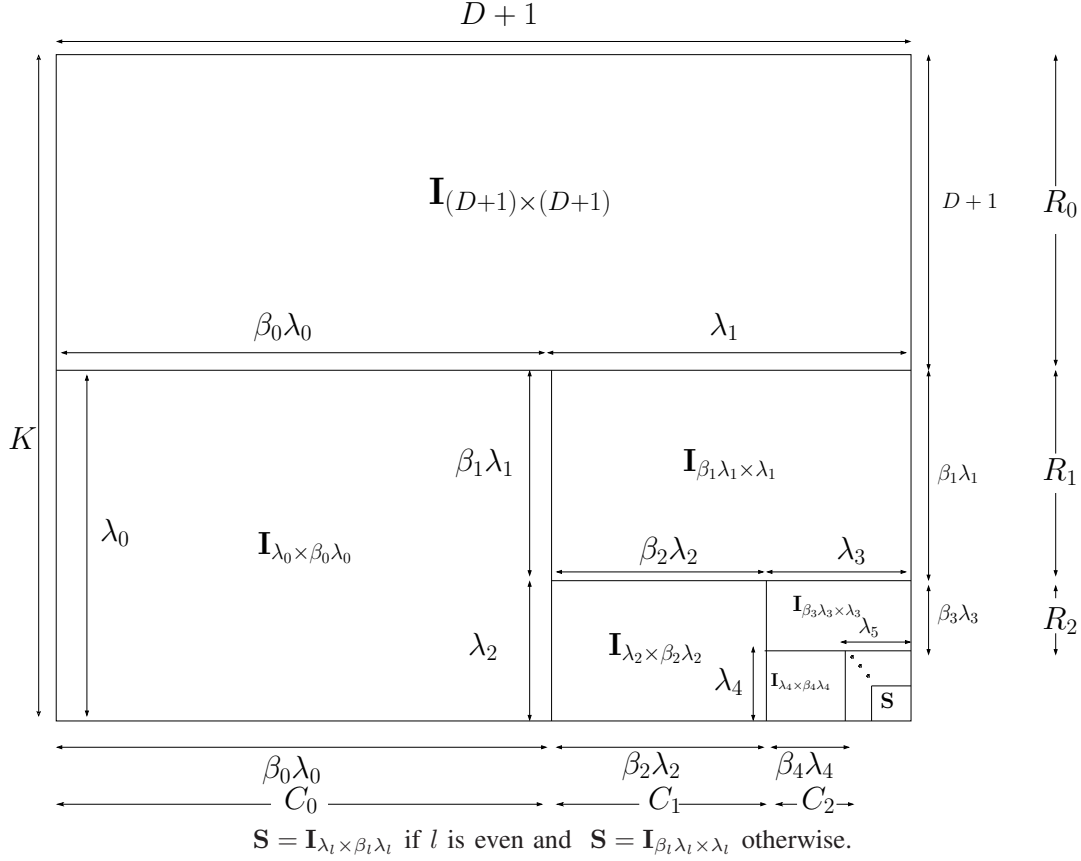


Fig. 1. AIR matrix of size $K \times (D + 1)$.

- The set of matrices of the form $\mathbf{I}_{\lambda_i \times \beta_i \lambda_i}$ for $i = 0, 2, 4, \dots$ (for all i even) will be referred as the set of even-submatrices.
- The set of matrices of the form $\mathbf{I}_{\beta_i \lambda_i \times \lambda_i}$ for $i = 1, 3, 5, \dots$ (for all i odd) will be referred as the set of odd-submatrices.

Note that the odd-submatrices are always "fat" and the even-submatrices are always "tall" including square matrices in both the sets. By the i -th submatrix is meant either an odd-submatrix or an even-submatrix for $0 \leq i \leq l$. Also whenever $\beta_0 = 0$, the corresponding submatrix will not exist in the AIR matrix. To prove the main result in the following section the location of both the odd- and even-submatrices within the AIR matrix need to be identified. Towards this end, we define the following intervals. Let $R_0, R_1, R_2, \dots, R_{\lfloor \frac{l}{2} \rfloor + 1}$ be the intervals that will identify the rows of the submatrices as given below:

- $R_0 = [0 : K - \lambda_0 - 1]$
- $R_1 = [K - \lambda_0 : K - \lambda_2 - 1]$
- $R_2 = [K - \lambda_2 : K - \lambda_4 - 1]$
- \vdots
- $R_i = [K - \lambda_{2(i-1)} : K - \lambda_{2i} - 1]$
- \vdots

- $R_{\lfloor \frac{l}{2} \rfloor} = [K - \lambda_{2(\lfloor \frac{l}{2} \rfloor - 1)} : K - \lambda_{2\lfloor \frac{l}{2} \rfloor} - 1]$
- $R_{\lfloor \frac{l}{2} \rfloor + 1} = [K - \lambda_{2\lfloor \frac{l}{2} \rfloor} : K - 1]$,

we have $R_0 \cup R_1 \cup R_2 \cup \dots \cup R_{\lfloor \frac{l}{2} \rfloor + 1} = [0 : K - 1]$.

Let $C_0, C_1, \dots, C_{\lfloor \frac{l}{2} \rfloor}$ be the intervals that will identify the columns of the submatrices as given below:

- $C_0 = [0 : \beta_0 \lambda_0 - 1]$ if $\beta_0 \geq 1$, else $C_0 = \phi$
- $C_1 = [D - \lambda_1 + 1 : D - \lambda_3]$
- $C_2 = [D - \lambda_3 + 1 : D - \lambda_5]$
- \vdots
- $C_i = [D - \lambda_{2i-1} + 1 : D - \lambda_{2i+1}]$
- \vdots
- $C_{\lfloor \frac{l}{2} \rfloor - 1} = [D - \lambda_{2\lfloor \frac{l}{2} \rfloor - 3} + 1 : D - \lambda_{2\lfloor \frac{l}{2} \rfloor - 1}]$
- $C_{\lfloor \frac{l}{2} \rfloor} = [D - \lambda_{2\lfloor \frac{l}{2} \rfloor - 1} + 1 : D]$

we have $C_0 \cup C_1 \cup C_2 \cup \dots \cup C_{\lfloor \frac{l}{2} \rfloor} = [0 : D]$.

Let \mathbf{L} be the AIR matrix of size $K \times (D + 1)$. In the matrix \mathbf{L} , the element $\mathbf{L}(j, k)$ is present in one of the submatrices: \mathbf{I}_{D+1} or $\mathbf{I}_{\beta_{2i+1} \lambda_{2i+1} \times \lambda_{2i+1}}$ for $i \in [0 : \lfloor \frac{l}{2} \rfloor - 1]$ or $\mathbf{I}_{\lambda_{2i} \times \beta_{2i} \lambda_{2i}}$ for $i \in [0 : \lfloor \frac{l}{2} \rfloor]$. Let (j_R, k_R) be the (row-column) indices of $\mathbf{L}(j, k)$ within the submatrix in which $\mathbf{L}(j, k)$ is present. Then, for a given $\mathbf{L}(j, k)$, the indices j_R and k_R are as given below.

- If $\mathbf{L}(j, k)$ is present in \mathbf{I}_{D+1} , then $j_R = j$ and $k_R = k$.

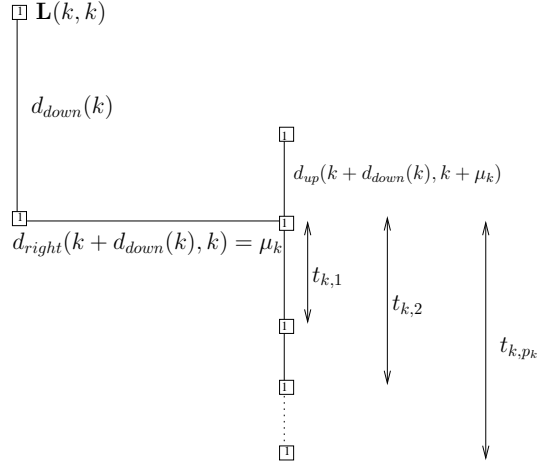


Fig. 2. Illustration of Definition 1

- If $\mathbf{L}(j, k)$ is present in $\mathbf{I}_{\lambda_0 \times \beta_0 \lambda_0}$, then $j_R = j \bmod (D+1)$ and $k_R = k$.
- If $L(j, k)$ is present in $\mathbf{I}_{\beta_{2i+1} \lambda_{2i+1} \times \lambda_{2i+1}}$ for $i \in [0 : \lfloor \frac{l}{2} \rfloor - 1]$, then $j_R = j \bmod (K - \lambda_{2i})$ and $k_R = k \bmod (D+1 - \lambda_{2i+1})$.
- If $L(j, k)$ is present in $\mathbf{I}_{\lambda_{2i} \times \beta_{2i} \lambda_{2i}}$ for $i \in [1 : \lfloor \frac{l}{2} \rfloor]$, then $j_R = j \bmod (K - \lambda_{2i})$ and $k_R = k \bmod (D+1 - \lambda_{2i-1})$.

In Definition 1 below we define several distances between the 1s present in an AIR matrix. These distances are used to prove that AIR matrix can be used as optimal length encoding matrix for SNI-SUICP. Figure 2 is useful to visualize the distances defined.

Definition 1. Let \mathbf{L} be the AIR matrix of size $K \times (D+1)$.

- For $k \in [0 : D]$ we have $\mathbf{L}(k, k) = 1$. Let k' be the maximum integer such that $k' > k$ and $\mathbf{L}(k', k) = 1$. Then $k' - k$, denoted by $d_{down}(k)$, is called the down-distance of $\mathbf{L}(k, k)$.
- Let $\mathbf{L}(j, k) = 1$ and $j \geq D+1$. Let j' be the maximum integer such that $j' < j$ and $\mathbf{L}(j', k) = 1$. Then $j - j'$, denoted by $d_{up}(j, k)$, is called the up-distance of $\mathbf{L}(j, k)$.
- Let $\mathbf{L}(j, k) = 1$ and $\mathbf{L}(j, k) \in \mathbf{I}_{\lambda_{2i} \times \beta_{2i} \lambda_{2i}}$ for $i \in [0 : \lfloor \frac{l}{2} \rfloor]$. Let k' be the minimum integer such that $k' > k$ and $\mathbf{L}(j, k') = 1$. Then $k' - k$, denoted by $d_{right}(j, k)$, is called the right-distance of $\mathbf{L}(j, k)$.
- For $k \in [0 : D - \lambda_l]$, let $d_{right}(k + d_{down}(k), k) = \mu_k$. Let the number of 1s in the $(k + \mu_k)$ th column of \mathbf{L} below $\mathbf{L}(k + d_{down}(k), k + \mu_k)$ be p_k and these are at a distance of $t_{k,1}, t_{k,2}, \dots, t_{k,p_k}$ ($t_{k,1} < t_{k,2} < \dots < t_{k,p_k}$) from $\mathbf{L}(k + d_{down}(k), k + \mu_k)$. Then, $t_{k,r}$ is called the r -th down-distance of $\mathbf{L}(k + d_{down}(k), k + \mu_k)$, for $1 \leq r \leq p_k$.

Notice that if $L(k + d_{down}(k), k + \mu_k) \in \mathbf{I}_{\lambda_{2i} \times \beta_{2i} \lambda_{2i}}$ in \mathbf{L} for $i \in [0 : \lfloor \frac{l}{2} \rfloor]$, then $p_k = 0$.

Lemma 1. Let $k \in C_i$ for $i \in [0 : \lfloor \frac{l}{2} \rfloor]$. Let $k \bmod (D+1 - \lambda_{2i-1}) = c\lambda_{2i} + d$ for some positive integers c and d

($d < \lambda_{2i}$). The down distance is given by

$$d_{down}(k) = K - D - 1 + \lambda_{2i+1} + (\beta_{2i} - 1 - c)\lambda_{2i}. \quad (7)$$

Proof. Proof is given in Appendix A. \square

Lemma 2. The up-distance of $\mathbf{L}(j, k)$ is as given below.

- If $\mathbf{L}(j, k) \in \mathbf{I}_{\beta_{2i+1} \lambda_{2i+1} \times \lambda_{2i+1}}$ for $i \in [0 : \lfloor \frac{l}{2} \rfloor - 1]$, then $d_{up}(j, k)$ is λ_{2i+1} .
- If $\mathbf{L}(j, k) \in \mathbf{I}_{\lambda_{2i} \times \beta_{2i} \lambda_{2i}}$ for $i \in [0 : \lfloor \frac{l}{2} \rfloor]$ and $k_R = c\lambda_{2i} + d$ for some positive integer c , d ($d < \lambda_{2i}$), then $d_{up}(j, k)$ is $\lambda_{2i-1} - c\lambda_{2i}$.

Proof. Proof is available in Appendix C of [8]. \square

Lemma 3. The right-distance of $\mathbf{L}(j, k)$ is as given below.

- If $k_R \in [0 : (\beta_{2i} - 1)\lambda_{2i} - 1]$ for $i \in [0 : \lfloor \frac{l}{2} \rfloor]$, then $d_{right}(j, k)$ is λ_{2i} .
- If $k_R \in [(\beta_{2i} - 1)\lambda_{2i} : \beta_{2i}\lambda_{2i} - 1]$ for $i \in [0 : \lfloor \frac{l}{2} \rfloor - 1]$, then $d_{right}(j, k)$ depends on j_R . If $j_R = c\lambda_{2i+1} + d$ for some positive integers c, d ($d < \lambda_{2i+1}$), then $d_{right}(j, k)$ is $\lambda_{2i} - c\lambda_{2i+1}$.

Proof. Proof is available in Appendix D of [8]. \square

From Euclid algorithm and (6), we can write

$$\lambda_l = \gcd(K, D+1). \quad (8)$$

From (6), we have

$$\begin{aligned} \lambda_0 > \lambda_1 > \dots > \lambda_{2i} > \dots > \lambda_l = \gcd(K, D+1) \text{ and} \\ \lambda_{2i-1} - c\lambda_{2i} \geq \lambda_{2i+1} \geq \lambda_l = \gcd(K, D+1) \end{aligned} \quad (9)$$

for $i \in [0 : \lfloor \frac{l}{2} \rfloor]$ and $c \leq \beta_{2i}$.

Define

$$\tilde{C}_i = \{x + \lambda_0 : \forall x \in C_i\} \text{ for } i \in [0 : \lfloor \frac{l}{2} \rfloor].$$

That is,

$$\tilde{C}_i = [K - \lambda_{2i-1} : K - \lambda_{2i+1} - 1]. \quad (10)$$

We have $C_0 \cup C_1 \cup \dots \cup C_{\lfloor \frac{l}{2} \rfloor} = [0 : D-1]$, hence

$$\tilde{C}_0 \cup \tilde{C}_1 \cup \dots \cup \tilde{C}_{\lfloor \frac{l}{2} \rfloor} = [\lambda_0 : K-1].$$

III. OPTIMAL INDEX CODING FOR SNI-SUICP BY USING AIR MATRICES

A scalar linear index code of length $D+1$ generated by an AIR matrix of size $K \times (D+1)$ is given by

$$[c_0 \ c_1 \ \dots \ c_D] = [x_0 \ x_1 \ \dots \ x_{K-1}] \mathbf{L} = \sum_{k=0}^{K-1} x_k L_k \quad (11)$$

where L_k is the k th row of \mathbf{L} for $k \in [0 : K-1]$. We prove that for $k \in [0 : K-1]$, every receiver R_k decodes its wanted message x_k by using $[c_0 \ c_1 \ \dots \ c_D]$ and its side-information.

In this section we show that the AIR matrix with parameter K and $D+1$ is an encoding matrix for the optimal length code for our SNI-SUICP.

Theorem 1. Let \mathbf{L} be the AIR matrix of size $K \times (D + 1)$. The matrix \mathbf{L} can be used as an encoding matrix for the SNI-SUICP with K messages, D interfering messages after and $U = \gcd(K, D+1) - 1$ interfering messages before the desired message.

Proof. Proof is given in Appendix B. \square

Theorem 2. The capacity of SNI-SUICP with K messages, D interfering messages after and $U = \gcd(K, D + 1) - 1$ interfering messages before the desired message is $\frac{1}{D+1}$.

Proof. In Theorem 1, we proved that AIR of size $K \times (D + 1)$ can be used as an encoding matrix for this SNI-SUICP. The rate achieved by using AIR matrix is $\frac{1}{D+1}$. From (4), the rate of SNI-SUICP is always greater than or equal to $\frac{1}{D+1}$. Hence, the capacity of SNI-SUICP with K messages, D interfering messages after and $U = \gcd(K, D + 1) - 1$ interfering messages before the desired message is $\frac{1}{D+1}$. \square

Remark 1. Let τ_k be the set of broadcast symbols used by receiver R_k to decode x_k . The number of broadcast symbols used by receiver R_k by using AIRM as encoding matrix is given below:

- If $k \in [0 : \lambda_0 - 1]$, then $|\tau_k| = 1$.
- If $k \in \tilde{D}_i$ for $i \in [0 : \lceil \frac{l}{2} \rceil]$, then $|\tau_k| = 2$
- If $k \in \tilde{E}_i$ for $i \in [0 : \lceil \frac{l}{2} \rceil - 1]$, then $|\tau_k| = p_{k'} + 2$, where $k' = k - \lambda_0$ and $p_{k'}$ is the number of 1s below $\mathbf{L}(k + d_{\text{down}}(k'), k' + d_{\text{right}}(k' + d_{\text{down}}(k'), k'))$ in AIR matrix.
- If $k \in \tilde{E}_i$ for $i = \lceil \frac{l}{2} \rceil$, then $|\tau_k| = 1$.

Remark 2. Let γ_k be the set of side-information used by receiver R_k to decode x_k . Let N_k be the number of message symbols present in c_k for $k \in [0 : D]$. The number of side-information used by receiver R_k by using AIRM as encoding matrix is given below:

- If $k \in [0 : \lambda_0 - 1]$, then $|\gamma_k| = N_{k \bmod (D+1)} - 1$.
- If $k \in \tilde{D}_i$ for $i \in [0 : \lceil \frac{l}{2} \rceil]$, then $|\gamma_k| = N_{k'} + N_{k' + \mu_{k'}} - 3$, where $k' = k - \lambda_0$.
- If $k \in \tilde{E}_i$ for $i \in [0 : \lceil \frac{l}{2} \rceil - 1]$, then $|\gamma_k| = N_{k'} + N_{k' + \mu_{k'}} + \sum_{j=1}^{p_{k'}} N_{k' + t_{k',j}} - 2p_{k'} - 3$.
- If $k \in \tilde{E}_i$ for $i = \lceil \frac{l}{2} \rceil$, then $|\gamma_k| = N_{k'} - 1$.

Example 1. Consider a SNI-SUICP with $K = 12, D = 7, U = 3$. The capacity of this SNI-SUICP is $\frac{1}{8}$. AIRM of size 12×8 can be used as an optimal length encoding matrix for this SNI-SUICP. The encoding matrix $\mathbf{L}_{12 \times 8}$ is given below. The code symbols and side-information used by each receiver to decode its wanted message is given in Table I.

$$\mathbf{L}_{12 \times 8} = \begin{bmatrix} 10000000 \\ 01000000 \\ 00100000 \\ 00010000 \\ 00001000 \\ 00000100 \\ 00000010 \\ 00000001 \\ 10001000 \\ 01000100 \\ 00100010 \\ 00010001 \end{bmatrix}$$

R_k	\mathcal{W}_k	$D_{\text{max}}(k)$	μ_k	$\mu_{k'}$	$t_{k',1}$	τ_k	γ_k
R_0	x_0	8	4	-	-	c_0	x_8
R_1	x_1	8	4	-	-	c_1	x_9
R_2	x_2	8	4	-	-	c_2	x_{10}
R_3	x_3	8	4	-	-	c_3	x_{11}
R_4	x_4	4	-	4	-	c_0, c_4	x_0
R_5	x_5	4	-	4	-	c_1, c_5	x_1
R_6	x_6	4	-	4	-	c_2, c_6	x_2
R_7	x_7	4	-	4	-	c_3, c_7	x_3
R_8	x_8	-	-	-	-	c_8	x_4
R_9	x_9	-	-	-	-	c_9	x_5
R_{10}	x_{10}	-	-	-	-	c_{10}	x_6
R_{11}	x_{11}	-	-	-	-	c_{11}	x_7

TABLE I
DECODING OF SNI-SUICP GIVEN IN EXAMPLE 1. IN THIS EXAMPLE $k' = k - \lambda_0 = 4$.

Example 2. Consider a SNI-SUICP with $K = 33, D = 20, U = 2$. The capacity of this SNI-SUICP is $\frac{1}{21}$. AIRM of size 33×21 can be used as an optimal length encoding matrix for this SNI-SUICP. For this SNI-SUICP, $D + 1 = 21, \lambda_1 = 9, \lambda_2 = 3, \beta_0 = 1, \beta_1 = 1, \beta_2 = 3$, and $l = 2$. The encoding matrix for this SNI-SUICP is shown in Fig. 3. The code symbols and side-information used by each receiver to decode its wanted message is given in Table II.

Example 3. Consider a SNI-SUICP with $K = 432, D = 175, U = 15$. The capacity of this SNI-SUICP is $\frac{1}{176}$. For this SNI-SUICP, we have $D + 1 = 176, \lambda_1 = 176, \lambda_2 = 80, \lambda_3 = 16, \beta = 0, \beta_1 = 1, \beta_2 = 2, \beta_3 = 5$ and $l = 3$. AIRM of size 432×176 given in Fig. 4 can be used as an optimal length encoding matrix for this SNI-SUICP.

Example 4. Consider a SNI-SUICP with $K = 432, D = 255, U = 15$. The capacity of this SNI-SUICP according to Theorem 2 is $\frac{1}{256}$. For this SNI-SUICP, we have $D + 1 = 256, \lambda_1 = 80, \lambda_2 = 16, \beta_0 = 1, \beta_1 = 2, \beta_2 = 5$ and $l = 2$. AIRM of size 432×256 given in Fig. 5 can be used as an optimal length encoding matrix for this SNI-SUICP.

IV. DISCUSSION

In this paper, we derived the capacity of SNI-SUICP and proposed optimal length coding scheme to achieve the capacity. Some of the interesting directions of further research are as follows:

- The capacity and optimal coding for SNI-SUICP with arbitrary U and D is a challenging open problem.

$$\mathbf{L}_{33 \times 21} = \begin{bmatrix} 10000000000000000000000000 \\ 01000000000000000000000000 \\ 00100000000000000000000000 \\ 00010000000000000000000000 \\ 00001000000000000000000000 \\ 00000100000000000000000000 \\ 00000010000000000000000000 \\ 00000001000000000000000000 \\ 00000000100000000000000000 \\ 00000000010000000000000000 \\ 00000000001000000000000000 \\ 00000000000100000000000000 \\ 00000000000010000000000000 \\ 00000000000001000000000000 \\ 00000000000000100000000000 \\ 00000000000000010000000000 \\ 00000000000000001000000000 \\ 00000000000000000100000000 \\ 00000000000000000010000000 \\ 00000000000000000001000000 \\ 00000000000000000000100000 \\ 00000000000000000000010000 \\ 00000000000000000000001000 \\ 00000000000000000000000100 \\ 00000000000000000000000010 \\ 00000000000000000000000001 \\ 10000000000001000000000000 \\ 01000000000000100000000000 \\ 00100000000000001000000000 \\ 00010000000000000010000000 \\ 00001000000000000000100000 \\ 00000100000000000000001000 \\ 000000100000000000000000100 \\ 000000010000000000000000010 \\ 000000001000000000000000001 \\ 000000000100000000000000001 \\ 00000000001001001001001001 \\ 000000000001001001001001001 \\ 0000000000001001001001001001 \end{bmatrix}$$

Fig. 3. Encoding matrix for the SNC-SUICP in Example 2.




Fig. 4. AIRM of size 432×176 .

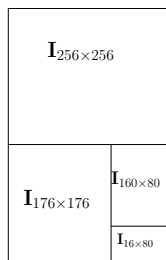


Fig. 5. AIRM of size 432×256 .

- Maleki *et al.* [1] proved the capacity of X network setting with local connectivity and ML number of messages when the number of source-receiver pairs (M) tends to infinity. The capacity of this network is $\frac{2}{L(L+1)}$ per message. However, for finite M , the capacity is upper bounded by $\frac{2}{L(L+1)}$ but unknown.

APPENDIX A

Proof of Lemma 1

Case (i): l is even and $k \in C_i$ for $i \in [0 : \lceil \frac{l}{2} \rceil]$ or l is odd and $k \in C_i$ for $i \in [0 : \lceil \frac{l}{2} \rceil - 1]$.

In this case, from the definition of down distance, we have $L(k + d_{\text{down}}(k), k) \in \mathbf{I}_{\lambda_{2i} \times \beta_{2i} \lambda_{2i}}$. Let $k \bmod (D + 1 - \lambda_{2i-1}) = c\lambda_{2i} + d$ for some positive integers c and d ($d < \lambda_{2i}$). From Figure 6, we have

$$d_{\text{down}}(k) = d_1 + d_2 + d_3, \tag{12}$$

and

$$\begin{aligned} d_1 &= (D + 1) - k, \\ d_2 &= K - D - 1 - \lambda_{2i}, \\ d_3 &= k - (D + 1 - \lambda_{2i-1}) - c\lambda_{2i}. \end{aligned} \tag{13}$$

R_k	W_k	$D_{max}(k)$	μ_k	$\mu_{k'}$	$t_{k,1}$	$t_{k',1}$	τ_k	γ_k
R_0	x_0	21	12		9		c_0	x_{21}
R_1	x_1	21	12		9		c_1	x_{22}
R_2	x_2	21	12		9		c_2	x_{23}
R_3	x_3	21	12		6		c_3	x_{24}
R_4	x_4	21	12		6		c_4	x_{25}
R_5	x_5	21	12		6		c_5	x_{26}
R_6	x_6	21	12		3		c_6	x_{27}
R_7	x_7	21	12		3		c_7	x_{28}
R_8	x_8	21	12		3		c_8	x_{29}
R_9	x_9	21	3		-		c_9	x_{30}
R_{10}	x_{10}	21	3		-		c_{10}	x_{31}
R_{11}	x_{11}	21	3		-		c_{11}	x_{32}
R_{12}	x_{12}	18	3	12	-	9	c_0, c_9, c_{12}	x_0, x_9
R_{13}	x_{13}	18	3	12	-	9	c_1, c_{10}, c_{13}	x_1, x_{10}
R_{14}	x_{14}	18	3	12	-	9	c_2, c_{11}, c_{14}	x_2, x_{11}
R_{15}	x_{15}	15	3	12	-	6	c_3, c_{12}, c_{15}	x_3, x_9
R_{16}	x_{16}	15	3	12	-	6	c_4, c_{13}, c_{16}	x_4, x_{10}
R_{17}	x_{17}	15	3	12	-	6	c_5, c_{14}, c_{17}	x_5, x_{11}
R_{18}	x_{18}	12	3	12	-	3	c_6, c_{15}, c_{18}	x_6, x_9
R_{19}	x_{19}	12	3	12	-	3	c_7, c_{16}, c_{19}	x_7, x_{10}
R_{20}	x_{20}	12	3	12	-	3	c_8, c_{17}, c_{20}	x_8, x_{11}
R_{21}	x_{21}	-	-	3	-	-	c_9, c_{12}	x_9, x_{12}
R_{22}	x_{22}	-	-	3	-	-	c_{10}, c_{13}	x_{10}, x_{13}
R_{23}	x_{23}	-	-	3	-	-	c_{11}, c_{14}	x_{11}, x_{14}
R_{24}	x_{24}	-	-	3	-	-	c_{12}, c_{15}	x_{12}, x_{15}, x_{21}
R_{25}	x_{25}	-	-	3	-	-	c_{13}, c_{16}	x_{13}, x_{16}, x_{22}
R_{26}	x_{26}	-	-	3	-	-	c_{14}, c_{17}	x_{14}, x_{17}, x_{23}
R_{27}	x_{27}	-	-	3	-	-	c_{15}, c_{18}	x_{15}, x_{18}, x_{24}
R_{28}	x_{28}	-	-	3	-	-	c_{16}, c_{19}	x_{16}, x_{19}, x_{25}
R_{29}	x_{29}	-	-	3	-	-	c_{17}, c_{20}	x_{17}, x_{20}, x_{26}
R_{30}	x_{30}	-	-	3	-	-	c_{18}	x_{18}, x_{27}
R_{31}	x_{31}	-	-	3	-	-	c_{19}	x_{19}, x_{28}
R_{32}	x_{32}	-	-	3	-	-	c_{20}	x_{20}, x_{29}

TABLE II
DECODING OF SNI-SUICP GIVEN IN EXAMPLE 2. IN THIS EXAMPLE $k' = k - \lambda_0 = 12$.

By using (12) and (13), we have

$$\begin{aligned}
d_{down}(k) &= d_1 + d_2 + d_3 \\
&= (D+1) - k + \underbrace{K - D - 1 - \lambda_{2i}}_{d_2} \\
&\quad + \underbrace{k - (D+1 - \lambda_{2i-1}) - c\lambda_{2i}}_{d_3} \quad (14) \\
&= K - D - 1 + \lambda_{2i-1} - (c+1)\lambda_{2i}.
\end{aligned}$$

By replacing λ_{2i-1} with $\beta_{2i}\lambda_{2i} + \lambda_{2i+1}$ in (14), we get

$$d_{down}(k) = K - D - 1 + \lambda_{2i+1} + (\beta_{2i} - 1 - c)\lambda_{2i}.$$

Case (ii): l is odd and $k \in C_{\lceil \frac{l}{2} \rceil}$.

In this case, from the definition of down distance, we have $L(k + d_{down}(k), k) \in \mathbf{I}_{\beta_l \lambda_l \times \lambda_l}$. From Figure 7, we have

$$d_{down}(k) = d_1 + d_2 + d_3, \quad (15)$$

and

$$\begin{aligned}
d_1 &= (D+1) - k, \\
d_2 &= K - D - 1 - \beta_l \lambda_l, \\
d_3 &= \beta_l \lambda_l - d_5. \quad (16)
\end{aligned}$$

We have $L(k, k) \in \mathbf{I}_{D+1}$ and $L(k + d_{down}(k), k) \in \mathbf{I}_{\lambda_l}$ of $\mathbf{I}_{\beta_l \lambda_l \times \lambda_l}$ as shown in Figure 7. Hence, we have $d_1 = d_4$ and

$d_4 = d_5$. By using (15) and (16), we have

$$\begin{aligned}
d_{down}(k) &= d_1 + d_2 + d_3 \\
&= d_1 + \underbrace{K - D - 1 - \beta_l \lambda_l}_{d_2} + \underbrace{\beta_l \lambda_l - d_1}_{d_3} = K - D - 1.
\end{aligned}$$

For $i = \lceil \frac{l}{2} \rceil$, we have $\lambda_{2 \lceil \frac{i}{2} \rceil} = \lambda_{2 \lceil \frac{i}{2} \rceil + 1} = 0$. We can write $K - D - 1$ as $K - D - 1 + \lambda_{2 \lceil \frac{i}{2} \rceil + 1} + (\beta_{2 \lceil \frac{i}{2} \rceil} - 1 - c)\lambda_{2 \lceil \frac{i}{2} \rceil}$. Hence

$$d_{down}(k) = K - D - 1 + \lambda_{2i+1} + (\beta_{2i} - 1 - c)\lambda_{2i}.$$

APPENDIX B

It turns out that the interval \tilde{C}_i defined in (10) for $i \in [0 : \lceil \frac{l}{2} \rceil]$ needs to be partitioned into two as $\tilde{C}_i = \tilde{D}_i \cup \tilde{E}_i$ as given below to prove the main result Theorem 1. Let

$$\tilde{D}_i = [K - \lambda_{2i-1} : K - \lambda_{2i-1} + (\beta_{2i} - 1)\lambda_{2i} - 1] \quad (17)$$

$$\tilde{E}_i = [K - \lambda_{2i-1} + (\beta_{2i} - 1)\lambda_{2i} : K - \lambda_{2i+1} - 1]. \quad (18)$$

for $i \in [0 : \lceil \frac{l}{2} \rceil]$.

Proof of Theorem 1

A scalar linear index code of length $D+1$ generated by an AIR matrix of size $K \times (D+1)$ is given by

$$[c_0 \ c_1 \ \dots \ c_D] = [x_0 \ x_1 \ \dots \ x_{K-1}] \mathbf{L} = \sum_{k=0}^{K-1} x_k L_k \quad (19)$$

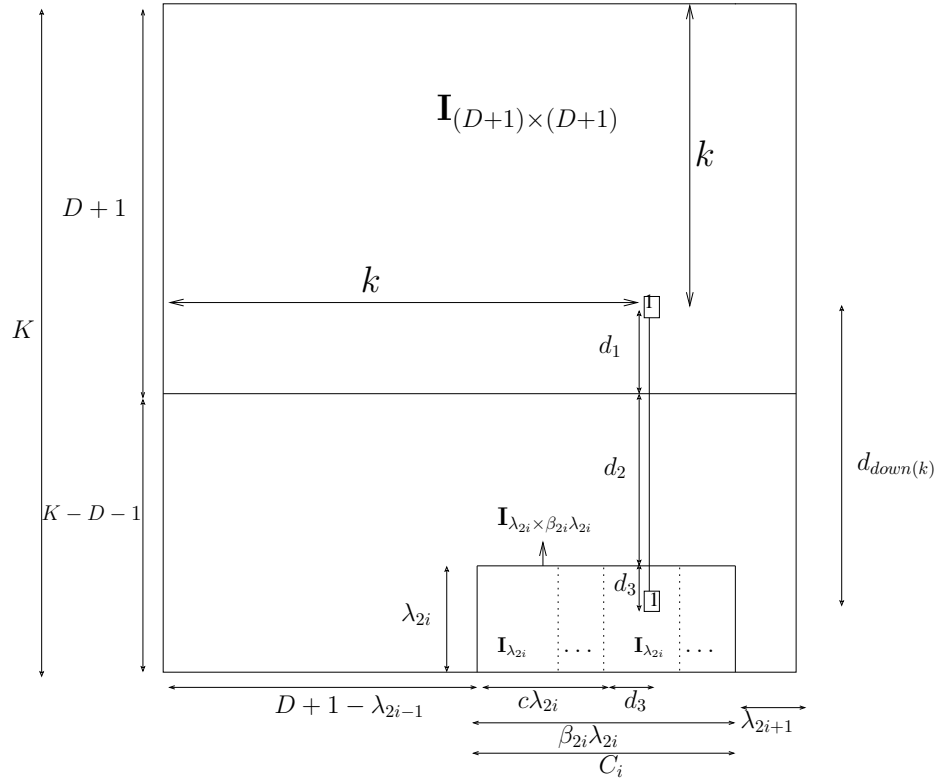


Fig. 6. Maximum-down distance calculation

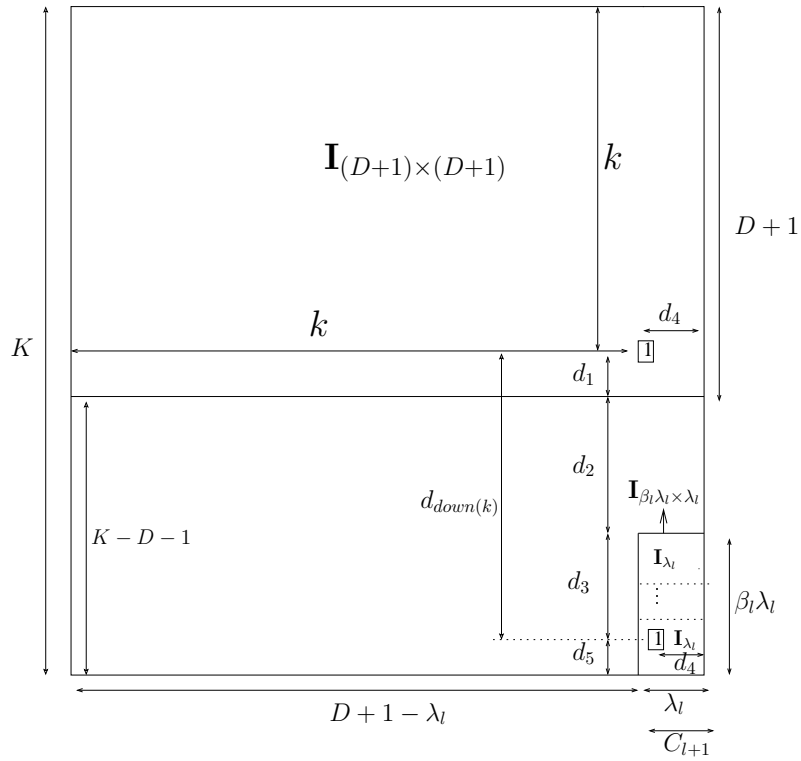


Fig. 7. Maximum-down distance calculation

where L_k is the k th row of \mathbf{L} for $k \in [0 : K - 1]$. We prove that for $k \in [0 : K - 1]$, every receiver R_k decodes its wanted message x_k by using $[c_0 \ c_1 \ \dots \ c_D]$ and its side-information.

Case (i): $k \in [0 : \lambda_0 - 1]$

If $K - D - 1 < \lceil \frac{K}{2} \rceil$, the broadcast symbol c_k is given by $c_k = x_k + x_{k+D+1}$. In c_k , the message symbol x_{k+D+1} is in the side-information of receiver R_k . Hence, R_k can decode its wanted message symbol x_k from c_k .

If $K - D - 1 \geq \lceil \frac{K}{2} \rceil$, we show that R_k can decode x_k from $c_{k \bmod (D+1)}$. In this case, from (6), we have $\beta_0 = 0$ and $\lambda_1 = D + 1$.

If $k \leq D$ ($k \bmod (D + 1) = k$), From Lemma 2, we have

$$d_{up}(k + D + 1, k) = D + 1. \quad (20)$$

This indicates that $x_{k+1}, x_{k+2}, \dots, x_{k+D}$ are not present in c_k . From Lemma 1, we have

$$\begin{aligned} d_{down}(k) &= K - D - 1 + \lambda_{2i+1} + (\beta_{2i} - 1 - c)\lambda_{2i} \\ &\leq K - \lambda_l = K - \gcd(K, D + 1). \end{aligned} \quad (21)$$

This indicates that $x_{k-\gcd(K, D+1)+1}, \dots, x_{k-1}$ are not present in c_k . Hence, every message symbol in c_k is in the side-information of R_k excluding the message symbol x_k and R_k can decode x_k .

If $k \in [D + 1 : \lambda_0 - 1]$, From Lemma 2, we have

$$\begin{aligned} d_{up}(k, k \bmod (D + 1)) &= d_{up}(k + D + 1, k \bmod (D + 1)) \\ &= D + 1. \end{aligned}$$

Hence, $c_{k \bmod (D+1)}$ does not contain message symbols from the set $\{x_{k-D}, \dots, x_{k-1}\} \cup \{x_{k+1}, \dots, x_{k+D}\}$ and R_k can decode x_k from $c_{k \bmod (D+1)}$.

Case (ii): $k \in \tilde{D}_i$ for $i \in [0 : \lceil \frac{L}{2} \rceil]$.

Let $k' = k - \lambda_0$. In this case, we have $k'_R \in [0 : (\beta_{2i} - 1)\lambda_{2i} - 1]$ for $i \in [0 : \lceil \frac{L}{2} \rceil]$. Let $k'_R = c\lambda_{2i} + d$ for some positive integers c and d and $d < \lambda_{2i}$. From Lemma 3, we have $\mu_{k'} = \lambda_{2i}$, from Definition 1, we have $t_{k',r} = 0$ for $r \in [1 : p_k]$. From Lemma 1, we have

$$\begin{aligned} d_{down}(k') &= K - D - 1 + \lambda_{2i+1} + (\beta_{2i} - 1 - c)\lambda_{2i} \\ &= K - D - 1 + \lambda_{2i-1} - (c + 1)\lambda_{2i}. \end{aligned} \quad (22)$$

From Lemma 2, we have

$$\begin{aligned} d_{up}(k' + d_{down}(k'), k') &= \lambda_{2i-1} - c\lambda_{2i} \\ d_{up}(k' + d_{down}(k'), k' + \mu_{k'}) &= \lambda_{2i-1} - (c + 1)\lambda_{2i}. \end{aligned} \quad (23)$$

From (22) and (23)

$$\begin{aligned} d_{down}(k') - d_{up}(k' + d_{down}(k'), k' + \mu_{k'}) \\ &= K - D - 1. \end{aligned} \quad (24)$$

This indicates that x_k is present in the code symbol $c_{k'+\mu_{k'}}$ and among D interfering messages after x_k ($x_{k+1}, x_{k+2}, \dots, x_{k+D}$), only $x_{k'+d_{down}(k')}$ is present in $c_{k'+\mu_{k'}}$. Fig. 8 and 9 illustrate this. From (23),

$$\begin{aligned} d_{up}(k' + d_{down}(k'), k') - d_{up}(k' + d_{down}(k'), k' + \mu_{k'}) \\ &= \lambda_{2i} \geq \gcd(K, D + 1). \end{aligned} \quad (25)$$

This along with (24) indicates that every message symbol in $c_{k'}$ is in the side-information of R_k except $x_{k'+d_{down}(k')}$. Fig. 8 and 9 illustrate this. Hence, every message symbol in $c_{k'} + c_{k'+\mu_{k'}}$ is in the side-information of R_k and R_k decodes x_k .

Case (iii): $k \in \tilde{E}_i$ for $i \in [0 : \lceil \frac{L}{2} \rceil - 1]$.

Let $k' = k - \lambda_0$. In this case, we have $k'_R \in [(\beta_{2i} - 1)\lambda_{2i} : \beta_{2i}\lambda_{2i} - 1]$ for $i \in [0 : \lceil \frac{L}{2} \rceil]$. Let $k'_R = (\beta_{2i} - 1)\lambda_{2i} + c\lambda_{2i+1} + d$ for some positive integers c, d ($d < \lambda_{2i+1}$). We have $k' = D + 1 - \lambda_{2i-1} + k'_R$. From Lemma 1, we have

$$d_{down}(k') = K - D - 1 + \lambda_{2i+1}. \quad (26)$$

From Lemma 3, we have

$$\begin{aligned} \mu_{k'} &= d_{right}(k' + d_{down}(k'), k') \\ &= d_{right}(D + 1 - \lambda_{2i-1} + k'_R \\ &\quad + K - D - 1 + \lambda_{2i+1}, k') \\ &= d_{right}(K - \lambda_{2i} + c\lambda_{2i+1} + d, k') \\ &= \lambda_{2i} - c\lambda_{2i+1}. \end{aligned} \quad (27)$$

From Lemma 2, we have

$$d_{up}(k' + d_{down}(k'), k' + \mu_{k'}) = \lambda_{2i+1}. \quad (28)$$

From (22) and (23)

$$\begin{aligned} d_{down}(k') - d_{up}(k' + d_{down}(k'), k' + \mu_{k'}) \\ &= K - D - 1. \end{aligned} \quad (29)$$

This indicates that x_k is present in the code symbol $c_{k'+\mu_{k'}}$ and among D interfering messages after x_k ($x_{k+1}, x_{k+2}, \dots, x_{k+D}$), the interfering messages $x_{k'+d_{down}(k')}$ and $x_{k'+t_{k',r}+d_{down}(k')}$ for $r \in [1 : p_{k'}]$ are present in $c_{k'+\mu_{k'}}$. Fig. 10 is useful to understand this.

From Lemma 1 and Definition 1, $k' + d_{down}(k') + t_{k',p_{k'}}$ is always less than the number of rows in the matrix \mathbf{L} . That is, $k' + t_{k',p} + d_{down}(k') < K$. Hence, we have

$$\begin{aligned} t_{k',p} &< K - k' - d_{down}(k') \\ &= K - (D + 1 - \lambda_{2i-1} + (\beta_{2i} - 1)\lambda_{2i} + c\lambda_{2i+1} + d) - \\ &\quad (K - D - 1 + \lambda_{2i+1}) \\ &= \lambda_{2i} - c\lambda_{2i+1} - d \end{aligned} \quad (30)$$

From (27) and (30)

$$t_{k',p_{k'}} < \mu_{k'} - d. \quad (31)$$

From (30), we have

$$\begin{aligned} k'_R + t_{k',p_{k'}} &< k'_R + \lambda_{2i} - c\lambda_{2i+1} - d \\ &= \underbrace{(\beta_{2i} - 1)\lambda_{2i} + c\lambda_{2i+1} + d}_{k'_R} + \lambda_{2i} - c\lambda_{2i+1} - d \\ &= \beta_{2i}\lambda_{2i}. \end{aligned}$$

Hence,

$$k'_R + t_{k',p_{k'}} \in [(\beta_{2i} - 1)\lambda_{2i} : \beta_{2i}\lambda_{2i} - 1]$$

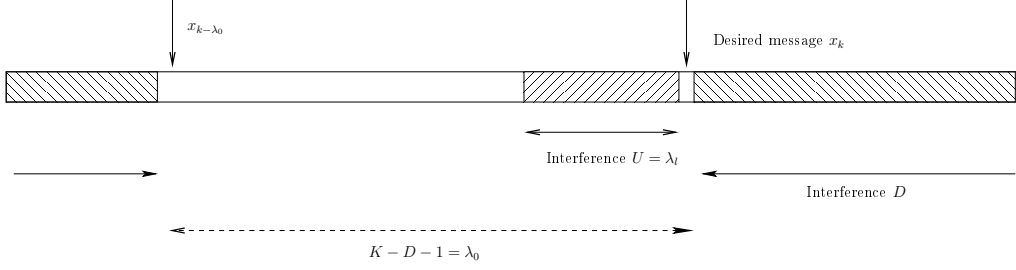


Fig. 8. Decoding for $k = k' + \lambda_0 \in \tilde{C}_i$.

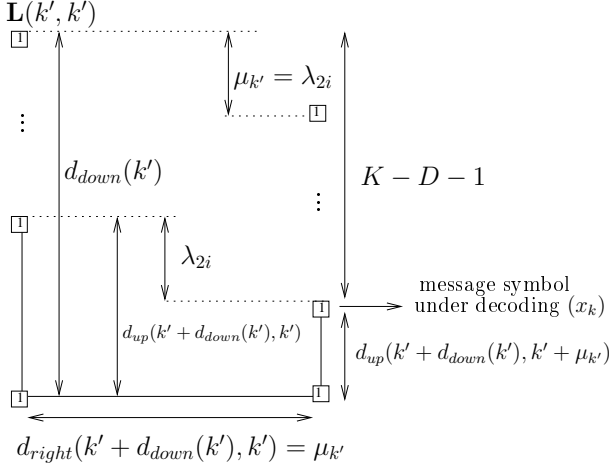


Fig. 9. Decoding for $k = k' + \lambda_0 \in \tilde{D}_i$.

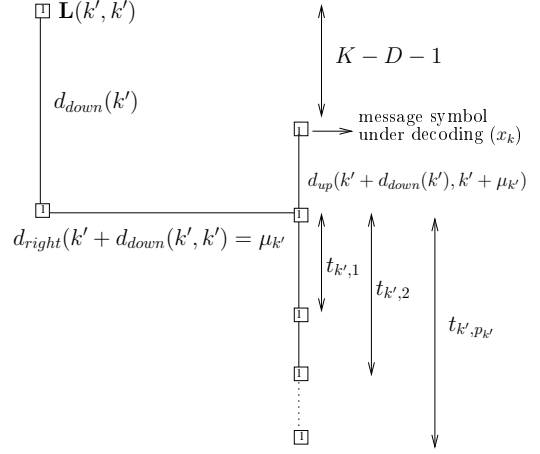


Fig. 10. Decoding for $k = k' + \lambda_0 \in \tilde{E}_i$.

and

$$\mathbf{L}(k' + t_{k',r} + d_{down}(k' + t_{k',r}), k' + t_{k',r}) \in \mathbf{I}_{\lambda_{2i} \times \beta_{2i} \lambda_{2i}} \quad (32)$$

for $r \in [1 : p_{k'}]$. We have

$$d_{down}(k') = d_{down}(k' + t_{k',r}) \quad (33)$$

for $r \in [1 : p_{k'}]$.

From Lemma 2, for $\mathbf{L}(k' + t_{k',r} + d_{down}(k' + t_{k',r}), k' + t_{k',r})$ for $i \in [0 : \lfloor \frac{1}{2} \rfloor]$,

$$d_{up}(k' + t_{k',r} + d_{down}(k' + t_{k',r}), k' + t_{k',r}) = \lambda_{2i} + \lambda_{2i+1}. \quad (34)$$

From (28) and (34), we have

$$d_{up}(k' + t_{k',r} + d_{down}(k' + t_{k',r}), k' + t_{k',r}) - \quad (35)$$

$$d_{up}(k' + d_{down}(k'), k' + \mu_{k'}) = \lambda_{2i} \geq \gcd(K, D + 1), \quad (36)$$

this along with (29) indicates that every message symbol in $c_{k'+t_{k',r}}$ is in the side-information of R_k except $x_{k'+t_{k',r}+d_{down}(k')}$. Fig. 10 is useful to understand this. We have $k'_R \in [(\beta_{2i}-1)\lambda_{2i} : \beta_{2i}\lambda_{2i}-1]$, $d_{up}(k' + d_{down}(k'), k') = \lambda_{2i} + \lambda_{2i+1}$. From (34), we have

$$\begin{aligned} d_{up}(k' + d_{down}(k'), k') - d_{up}(k' + d_{down}(k'), k' + \mu_{k'}) \\ = \lambda_{2i} \geq \gcd(K, D + 1). \end{aligned} \quad (37)$$

This along with (29) indicates that every message symbol in $c_{k'}$ is in the side-information of R_k except $x_{k'+d_{down}(k')}$.

From (29),(35) and (37), the interfering message symbol $x_{k'+t_{k',r}+d_{down}(k')}$ in $c_{k'+\mu_{k'}}$ can be canceled by adding the index code symbol $c_{k'+t_{k',r}}$ for $r \in [1 : p_k]$ and the interfering message symbol $x_{k'+d_{down}(k')}$ in $c_{k'+\mu_{k'}}$ can be canceled by adding the index code symbol $c_{k'}$.

Hence, receiver R_k decodes the message symbol x_k by adding the index code symbols $c_{k'}$, $c_{k'+\mu_{k'}}$ and $c_{k'+t_{k',r}}$ for $r \in [1 : p_{k'}]$.

Case (iv): $k \in [K - \lambda_l : K - 1] = \tilde{E}_i$ for $i = \lfloor \frac{1}{2} \rfloor$. Let $k' = k - \lambda_0$. In this case, from Lemma 1, we have

$$d_{down}(k') = K - D - 1 = \lambda_0. \quad (38)$$

This indicates that x_k is present in $c_{k'}$ and $x_{k+1}, x_{k+2}, \dots, x_{k+D}$ are not present in $c_{k'}$. From Lemma 3, we have

$$d_{up}(k) = \lambda_l = \gcd(K, D + 1).$$

This indicates that $x_{k-\gcd(K,D+1)+1}, \dots, x_{k-1}$ are not present in $c_{k'}$. Hence, every message symbol in $c_{k'}$ is in the side-information of R_k excluding the message symbol x_k and R_k can decode x_k . From (10) and (17), case (i), case (ii), case (iii) and case(iv) span $k \in [0 : K - 1]$. This completes the proof.

ACKNOWLEDGMENT

This work was supported partly by the Science and Engineering Research Board (SERB) of Department of Science and Technology (DST), Government of India, through J.C. Bose National Fellowship to B. Sundar Rajan.

REFERENCES

- [1] H. Maleki, V. Cadambe, and S. Jafar, "Index coding an interference alignment perspective", in *IEEE Trans. Inf. Theory*, vol. 60, no.9, pp.5402-5432, Sep. 2014.
- [2] S. A. Jafar, Topological interference management through index coding, *IEEE Trans. Inf. Theory*, vol. 60, no. 1, pp. 529568, Jan. 2014.
- [3] Y. Birk and T. Kol, "Informed-source coding-on-demand (ISCOD) over broadcast channels", in *Proc. IEEE Conf. Comput. Commun.*, San Francisco, CA, 1998, pp. 1257-1264.
- [4] L. Ong and C K Ho, "Optimal Index Codes for a Class of Multicast Networks with Receiver Side Information", in *Proc. IEEE ICC*, 2012, pp. 2213-2218.
- [5] A. Blasiak, R. Kleinberg and E. Lubetzky, "Broadcasting With side-information: Bounding and Approximating the Broadcast Rate" *CoRR*, in *IEEE Trans. Inf. Theory*, vol. 59, no.9, pp.5811-5823, Sep. 2013.
- [6] M. B. Vaddi and B. S. Rajan, "Optimal Vector Linear Index Codes for Some Symmetric Multiple Unicast Problems," in *Proc. IEEE ISIT*, Barcelona, Spain, July 2016.
- [7] M. B. Vaddi and B. S. Rajan, "Optimal Scalar Linear Index Codes for One-Sided Neighboring Side-Information Problems," in *Proc. IEEE GLOBECOM workshop on Network Coding and Applications*, Washington, USA, December 2016.
- [8] M. B. Vaddi and B. S. Rajan, "Low-Complexity Decoding for Symmetric, Neighboring and Consecutive Side-information Index Coding Problems," in arXiv:1705.03192v1 [cs.IT] 09 May 2017.

