

Improving the Performance and Endurance of Persistent Memory with Loose-Ordering Consistency

Youyou Lu, *Member, IEEE*, Jiwu Shu, *Senior Member, IEEE*, Long Sun, and Onur Mutlu, *Senior Member, IEEE*

Abstract—Persistent memory provides high-performance data persistence at main memory. Memory writes need to be performed in strict order to satisfy storage consistency requirements and enable correct recovery from system crashes. Unfortunately, adhering to such a strict order significantly degrades system performance and persistent memory endurance. This paper introduces a new mechanism, Loose-Ordering Consistency (LOC), that satisfies the ordering requirements at significantly lower performance and endurance loss. LOC consists of two key techniques. First, *Eager Commit* eliminates the need to perform a persistent commit record write within a transaction. We do so by ensuring that we can determine the status of all committed transactions during recovery by storing necessary metadata information statically with blocks of data written to memory. Second, *Speculative Persistence* relaxes the write ordering between transactions by allowing writes to be speculatively written to persistent memory. A speculative write is made visible to software only after its associated transaction commits. To enable this, our mechanism supports the tracking of committed transaction ID and multi-versioning in the CPU cache. Our evaluations show that LOC reduces the average performance overhead of memory persistence from 66.9% to 34.9% and the memory write traffic overhead from 17.1% to 3.4% on a variety of workloads.

Index Terms—persistent memory, non-volatile memory, consistency, eager commit, speculative persistence, transaction recovery.

1 INTRODUCTION

EMERGING non-volatile memory (NVM) technologies, such as Phase Change Memory (PCM), Spin-Transfer Torque RAM (STT-RAM) and Resistive RAM (RRAM), provide DRAM-like byte-addressable access at DRAM-like latencies and disk-like data persistence. Since these technologies have low idle power, high storage density, and good scalability properties compared to DRAM [59], [87], [91], they are regarded as potential alternatives to replace or complement DRAM as the technology used to build main memory [22], [57], [58], [60], [103], [123], [124], [127]. Perhaps even more importantly, the non-volatility property of these emerging technologies promises to enable persistent memory, which can store data persistently at the main memory level at low latency [19], [20], [24], [69], [81], [94], [120], [121], [122].

Since memory writes in persistent memory are persistent, they need to be performed atomically and in correct order to ensure *storage consistency*. Storage consistency ensures atomicity and durability of storage systems, so that the system is able to correctly recover from unexpected system crashes [18], [30], [70], [71], [76], [77], [82], [100], [118], where volatile data gets lost (See Section 2.2 for details). In this work, we borrow the *transaction* concept, which is commonly used to provide storage consistency in traditional storage systems [18], [82], [100], to manage persistent memory. A transaction is atomic: either all of its writes complete

and update persistent memory or none. To accomplish this, both the old and new versions of the data associated with the location of a write are kept track of within the transaction. The writes within and across transactions are *persisted* (i.e., *written to persistent memory*) in *strict program order*, to ensure that correct recovery is possible in the presence of incomplete transactions. As such, any persistent memory protocol needs to support both *transaction atomicity* and *strict write ordering to persistent memory* (i.e., *persistence ordering*) in order to satisfy crash consistency requirements.

Traditionally, disk-based storage systems have employed transaction-based recovery protocols, such as write-ahead logging [82] or shadow paging [30], to provide both transaction atomicity and persistence ordering. These protocols maintain 1) two copies/versions of each data written within a transaction, and 2) a strict write order to the storage device, which enables the atomic switch from the old version of data to the new version upon transaction commit. Persistent memory is much faster than disk-based storage and has endurance limitations, i.e., a memory cell wears out after a limited number of writes [58], [101]. Traditional transaction-based recovery protocols, designed with high-latency disk-based storage systems in mind, are not suitable for persistent memory due to their large performance and endurance overhead [20], [83], [93], [99], [120], [125].

Transaction support in persistent memory has two major challenges. First, the boundary of volatility and persistence in persistent memory lies between the hardware-controlled CPU cache and the persistent memory. In contrast, in traditional disk-based storage systems, the boundary between volatility and persistence lies between the software-controlled main memory and disk storage. While data writeback from main memory is managed by the operating system software in traditional systems, enabling

- Youyou Lu, Jiwu Shu and Long Sun are with the Department of Computer Science and Technology, Tsinghua University, Beijing, China, 100084. E-mail: {luyouyou, shujw}@tsinghua.edu.cn, sunl12@mails.tsinghua.edu.cn
- Onur Mutlu is with the Department of Computer Science at ETH Zurich and Department of Electrical and Computer Engineering at Carnegie Mellon University. Email: onur.mutlu@inf.ethz.ch

transactional protocols to effectively control the order of writes to persistent storage, data writeback from the CPU cache is managed by hardware in persistent memory systems, making it harder to control the order of writes to persistent memory at low performance overhead. This is because the CPU cache behavior is opaque to the system and application software. Therefore, in order to preserve persistence ordering from the CPU cache to persistent memory, software needs to explicitly include the relatively costly cache flush (e.g., *clflush*) and memory fence (e.g., *mfence*) instructions (at the end of each transaction) to force the ordering of cache writebacks [19], [120], [121], [122]. The average overhead of a *clflush* and *mfence* combined together is reported to be 250ns [121], which makes this approach costly, given that persistent memory access times are expected to be on the order of tens to hundreds of nanoseconds [57], [58], [103]. Recently, Intel has introduced two new instructions to reduce flush overheads: 1) *clflushopt*, which provides unordered flush, and 2) *clwb*, which enforces data persistence without invalidating cache lines. However, recent research shows that these instructions still incur high performance overhead, e.g., an average slowdown of 7x for write-intensive persistent memory applications [56]. In addition, frequent flush operations lead to high memory write traffic, which accelerates the wear-out process of persistent memory, thereby hurting its endurance.

Second, existing systems reorder operations, including writes, at multiple levels, especially in the CPU and the cache hierarchy in order to maximize system performance. For example, writebacks from the cache are performed in an order that is usually completely different from the program-specified order of writes. Similarly, the memory controller can reorder writes to memory to optimize performance (e.g., by optimizing row buffer locality [7], [88], bank-level parallelism [63], [89] and write-to-read turnaround delays [62], [107], [126]). Enforcing a strict order of writes to persistent memory to preserve storage consistency eliminates the reordering across not only writes/writebacks but also limits reordering possibilities across other operations, thereby significantly degrading the performance. This is because ensuring a strict order of writes requires 1) flushing dirty data blocks from each cache level to memory, 2) writing them back to main memory in the order specified by the transaction at transaction commit time, and 3) waiting for the completion of all memory writes within the transaction before a single write for the next transaction can be performed. Doing so can greatly degrade system performance, by as high as a factor of 10 for some memory-intensive workloads we evaluate, as we demonstrate in Section 5.2).

Our goal in this paper is to design new mechanisms that reduce the performance and endurance overhead caused by strict ordering of writes in persistent memory. To achieve this, we identify different types of persistence ordering that degrade performance: intra-transaction ordering (i.e., strict ordering of writes inside a transaction) and inter-transaction ordering (i.e., strict ordering of writes between transactions). We observe that relaxing either of these types of ordering can be achieved without compromising storage consistency requirements by changing the persistent memory log organization and providing hardware support in the CPU cache. Based on this observation, we develop

two complementary techniques that respectively reduce the performance overhead due to intra- and inter-transaction (tx) ordering requirements. We call the resulting mechanism *Loose-Ordering Consistency (LOC)* for persistent memory.

LOC consists of two new techniques. First, a new transaction commit protocol, *Eager Commit*, enables the commit of a transaction without the use of *commit records*, which traditionally are employed to record the status of each transaction [16], [70], [71], [82], [100]. Doing so removes the need to perform a persistent commit record write at the end of a transaction and eliminates the intra-transaction ordering requirement, thereby improving performance. To achieve this, *Eager Commit* organizes the memory log in a static manner and divides it into groups of blocks (i.e., block groups). In each group, one metadata block is allocated to keep the transaction metadata of the other (e.g., seven) data blocks in the block group. The metadata block is stored along with the data blocks in each block group. This static log organization enables the system to determine the status of each transaction by inspecting the metadata information during recovery, without requiring the use/query of a commit record. Hence, *Eager Commit* eliminates the use of commit records and removes their associated ordering overhead from the critical path of transaction commit.

Second, *Speculative Persistence* relaxes the ordering of writes between transactions by allowing writes to be speculatively written to persistent memory. This allows data blocks from multiple transactions to be written to persistent memory, potentially out of the specified program order. A speculative write is made visible to software *only after* its associated transaction commits, and transactions commit in program order. To enable this, our mechanism requires the tracking of committed transaction ID and support for multi-versioning in the CPU cache. Hence, *Speculative Persistence* ensures that storage consistency requirements are met while ordering of persistent memory writes is relaxed, improving performance and endurance.

The major contributions of this paper are as follows:

- We identify two types of persistence ordering that lead to performance degradation in persistent memory: intra-transaction ordering and inter-transaction ordering.
- We introduce a new transaction commit protocol, *Eager Commit*, that eliminates the use of commit records (traditionally needed for correct recovery from system crash) and thereby reduces the overhead due to intra-transaction persistence ordering.
- We introduce a new technique, *Speculative Persistence*, that allows writes from different transactions to speculatively update persistent memory in any order while making them visible to software only in program order, thereby reducing the overhead of inter-transaction persistence ordering.
- We evaluate our proposals and their combination, *Loose-Ordering Consistency (LOC)*, with a variety of workloads ranging from basic data structures to graph and database workloads. Results show that LOC significantly reduces the average performance overhead of persistent memory from 66.9% to 34.9% and the memory write traffic overhead from 17.1% to 3.4%.

2 BACKGROUND AND MOTIVATION

2.1 Non-volatile Memory

Emerging byte-addressable non-volatile memory technologies, also called storage-class memory technologies, have performance characteristics close to that of DRAM. For example, one source [101] reports a read latency of 85ns and a write latency of 100-500ns for Phase Change Memory (PCM). Spin-Transfer Torque RAM (STT-RAM) has lower latency, e.g., less than 20ns for reads and writes [101]. Their DRAM-comparable performance and better-than-DRAM technology-scalability, which can enable high memory capacity at low cost, make these technologies promising alternatives to DRAM [58], [103], [127]. As such, many recent works examined the use of these technologies as part of main memory [15], [19], [20], [22], [24], [48], [57], [58], [60], [79], [80], [81], [94], [103], [105], [111], [120], [121], [122], [123], [126], [127], providing disk-like data persistence at DRAM-like latencies.

Most NVM technologies have the *endurance* problem, i.e., each memory cell can tolerate only a limited number of writes. The reliability of a memory cell is weakened when the number of writes grows. When the number of writes approaches the limit, a memory cell is worn out and can not be used for storing data [58]. The lifetime of a NVM cell is sensitive to the write traffic. Unfortunately, the endurance problem is serious. For instance, PCM and STT-RAM can tolerate $10^6 - 10^8$ and 10^{12} writes, respectively [57], [58], [101]. Controlling the write traffic is an important issue in persistent memory.

2.2 Storage Consistency

Storage Transactions. In database management systems, transaction management provides four properties: atomicity (A), consistency (C), isolation (I), and durability (D). To achieve the ACID properties, transaction management has to provide 1) concurrency control for the execution of multiple transactions, 2) transaction recovery in case of failure. Isolation of concurrent execution of multiple transactions is the subject of *concurrency control*, and the atomic and durable update of state by each transaction is the subject of *transaction recovery* [104]. The two concepts are respectively borrowed by *transactional memory* [31], [37] and *storage transactions* [18], [70], [71], [72], [77], [78], [100], [118]. Figure 1 illustrates the differences of transaction modules between disk-based storage systems and persistent memory. While transaction recovery works at the boundary between the DRAM and disks in disk-based storage systems, it now moves to the boundary between the CPU cache and the persistent memory in persistent memory systems. In this paper, we focus on storage transactions (to provide atomicity and durability guarantees in the presence of system failures) in persistent memory using the transaction recovery mechanism.

Transaction Recovery. Transaction recovery requires data blocks modified by one transaction to be *atomically persisted* to storage devices, such that the persistent data blocks can be used to recover the system to a consistent state *after* an unexpected system crash/failure. To enable this, existing transaction recovery protocols maintain 1) two copies/versions of each written data within a transaction, and 2) a strict write order to the storage device, which

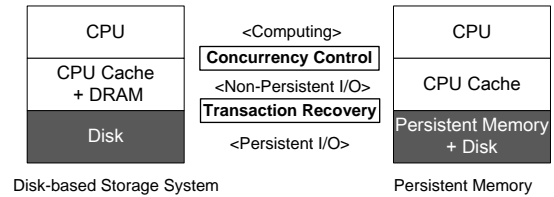


Fig. 1. Concurrency Control and Transaction Recovery in Disk-based Storage Systems and Persistent Memory.

enables the atomic switch from the old version of data to the new version upon transaction commit. We briefly describe Write-Ahead Logging (WAL) [82], the commonly-used protocol which we use as our baseline.

Write-Ahead Logging (WAL) [82] is a commonly used protocol for transaction recovery. A transaction commit occurs in four phases to ensure correct recoverability of data, as illustrated in the left half of Figure 2. In Phase 1 (during transaction execution), WAL writes the new version of each updated data block to a *log area* in persistent memory, while the old version is kept safe in its home/original location. In Phase 2 (which starts right after the program issues a transaction commit request), WAL first waits until all the data blocks the transaction has updated are written into the log. After this, WAL writes a commit record to the log to keep the transaction status. At the end of Phase II, the new-version data and the commit record are persisted completely and WAL sends an acknowledgment to the program indicating that the transaction commit is done. In Phase 3, WAL copies the new version of each updated data block from the log to its home location to make it visible to accesses from the software (this is called in-place update of data). Finally, after in-place update completes, in Phase 4, WAL truncates the log such that the committed transaction is removed from the log. We call each of these phases an *I/O phase*.

Shadow paging also consists of I/O phases, but it is based on out-of-place updates. In phase one, the new-version data are updated in *newly allocated* space. The root node is written only after the updates of its descendants complete, as shown in phase two. Like the commit record, the root node serves as the consensus between normal execution and recovery process. Once the system crashes, the new-version data are accessible only if the root has been updated. In phase three, the old-version data can be garbage collected only after the update of the root. The right half of Figure 2 shows a variant of shadow paging, Short-Circuit Shadow Paging [20], which is used in persistent memory that is byte addressable and that supports 64-bit atomic writes.

In addition to transaction-based recovery, which we adopt in this paper, *Soft Updates* is a technique to provide consistency by writing data blocks that have dependencies in an ordered way [28], [106]. *Soft Updates* is different from transactions in that it does not keep both the old and new data versions and cannot be recovered to the old version after system crashes. However, it still has to keep the ordering of writes and has the ordering overhead as in transaction-based recovery. More recently, the ThyNVM [105] consistency model has been proposed to provide crash consistency to unmodified programs, but it requires a significant departure from the storage interface to load/store interface to persistent memory.

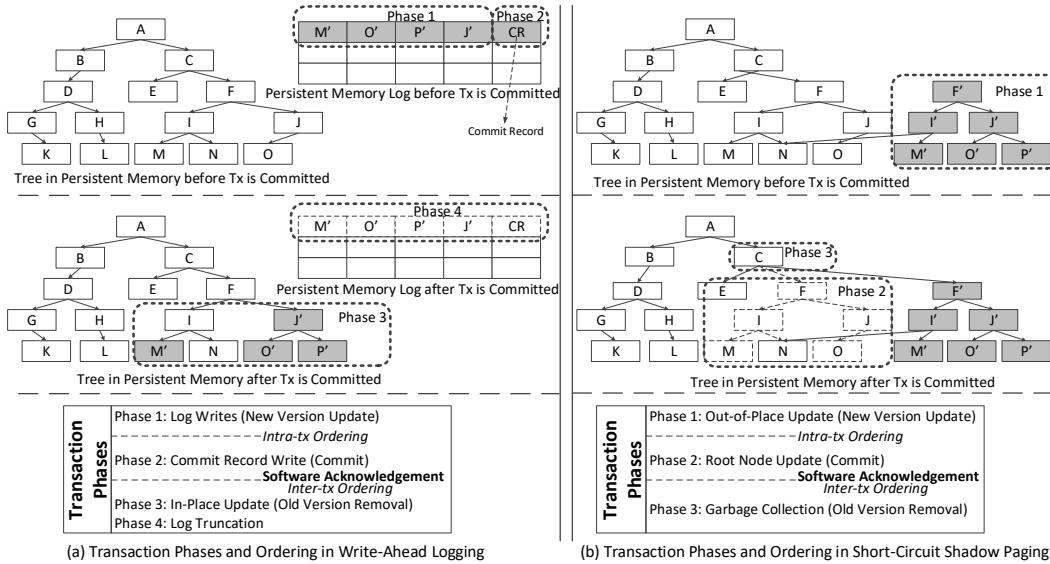


Fig. 2. Transaction Phases and Ordering in (a) Write-Ahead Logging and (b) Short-Circuit Shadow Paging (a variant of Shadow Paging that is used in BPFs [20]): This example is illustrated with a tree data structure in persistent memory. In the transaction shown in the example, page P is inserted and page M, O and J are updated.

Ordering. To achieve atomicity and durability, I/O phases are performed one by one, in strict order. This is done to ensure correct recovery in case the system fails/crashes during transaction commit. Updates to persistent memory across the I/O phases are performed in a strict order such that one phase cannot be started before the previous phase is complete. This is called *persistence ordering*. Note that this is different from the ordering of program instructions (loads and stores), which is enforced by the CPU. Persistence ordering is the ordering of *cache writebacks to persistent memory* such that the correct ordering of storage transactions is maintained. As shown in Figure 2, there are two kinds of persistence ordering in transaction recovery.

Intra-transaction (Intra-tx) Ordering refers to the ordering required within a transaction. Before a transaction commits, WAL needs to ensure that the new version of each updated data block of the transaction is completely persisted. Only after that, WAL updates the commit record. Otherwise, if the commit record is updated before all data blocks updated by the transaction are persisted, the transaction recovery process, after a system crash, may incorrectly conclude that the transaction is committed, violating atomicity and consistency guarantees. Intra-tx ordering ensures that the new versions of data are completely and safely written to persistent memory when the commit record is found during the transaction recovery process.

Inter-transaction (Inter-tx) Ordering refers to the ordering required across transactions. The program needs to wait for the commit acknowledgment (shown as “Software Acknowledgement” in Figure 2) of a transaction in order to start the next transaction. Inter-tx ordering ensures that the transaction commit order is the same as the order specified by the program.

3 LOOSE-ORDERING CONSISTENCY

Loose-Ordering Consistency (LOC) is designed to mitigate the performance and endurance degradation caused by strict ordering of writes by loosening the ordering without compromising consistency in persistent memory. It aims to

reduce both intra-tx and inter-tx ordering overheads. LOC consists of two techniques:

- 1) *Eager Commit*, a commit protocol that eliminates the use of commit records, thereby removing intra-tx ordering.
- 2) *Speculative Persistence* that allows writes from different transactions to speculatively update persistent memory in any order while making them visible to software only in program order, thereby relaxing inter-tx ordering.

This section describes both techniques in detail after giving an overview of the LOC mechanism.

3.1 Design Overview

Figure 3 shows an overview of the LOC design. CPU issues load and store instructions to perform memory I/O operations. From the program’s point of view, the volatile CPU cache and the persistent main memory are not differentiated; all stores to memory within a storage transaction are deemed to be persistent memory updates. In order to keep the storage system that resides in persistent memory consistent, both the I/O interface and the CPU cache hardware are extended to make sure that the data in the volatile cache is persisted to persistent memory atomically.

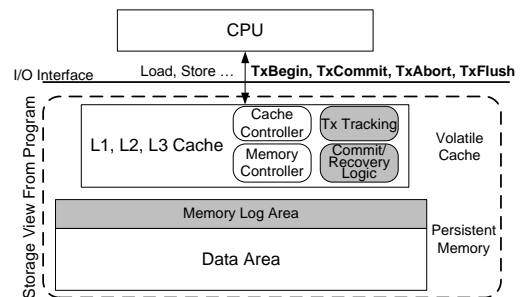


Fig. 3. LOC Design Overview.

Interface. The I/O interface, which lies between the CPU core and the CPU cache hardware, is extended with transactional instructions: *TxBegin*, *TxCommit*, *TxAbort* and *TxFlush*. *TxBegin*, *TxCommit* and *TxAbort* are respectively used to start, commit and abort a transaction. *TxFlush* is

used to explicitly write data to persistent memory from the CPU cache. In LOC, durability and atomicity are decoupled, similarly to the approaches of [16], [20], [83]. *TxCommit* and *TxFlush* are combined to provide both atomicity and durability in LOC.

Components. LOC also extends the cache and memory controllers to support transactional operations and allocates a dedicated memory area for logging. Figure 3 shows the extended components (as highlighted). *Memory Log Area* is a memory area that is used for keeping logs and is directly managed by the commit and recovery logic. Memory log area is *not* visible to the programs. To exploit the parallelism for logging performance, memory log area spans across different memory banks. *Transaction (Tx) Tracking* component has two roles. First, it tracks all transactional writes. Transactional writes are the writes wrapped between *TxBegin* and *TxCommit/TxAbort*. Each transactional write is tagged with its *TxID*. Second, the *Tx Tracking* component tracks the status of each transaction and the commit sequence of running transactions. *Commit and Recovery Logic* commits or aborts a transaction and initializes the recovery process if the system crashes. The commit logic directly manages the memory log area and enforces the ordering between different transaction phases. During the recovery period after system failures, the recovery logic reads logs from the memory log area, checks the status of transactions, and redoes the committed transactions while discarding the uncommitted ones.

Operations. A transaction writes data in three phases: execution, logging and checkpointing. In the *execution* phase, data are written to the CPU cache. In this phase, transactional semantics are passed to the CPU cache with the extended transactional interface. Transactional writes are buffered in the CPU cache until the transaction commits. When a transaction commits, it enters the *logging* phase, in which data are persisted to the memory log area (i.e., log write). Only after all data are completely persisted to the log, a transaction can enter the *checkpointing* phase, in which data are written to their home locations in persistent memory (i.e., in-place write).

In LOC, rather than keeping two copies (log write and in-place write) of each data block in the CPU cache, LOC only stores a single copy by directly managing the Memory Log Area. To improve both performance and endurance of persistent memory, LOC provides the Eager Commit technique (to remove the intra-tx ordering at the end of logging phase) and the Speculative Persistence technique (to relax the inter-tx ordering just after the logging phase). We describe the two techniques in detail next.

3.2 Eager Commit

The commit protocol in storage transactions is the consensus between normal execution and recovery on system failure. It is used to determine when to switch between the *old* and *new* versions of data that is updated by a transaction. In the commonly used WAL protocol (described in Section 2), a commit record is used for each transaction to indicate this switch. The commit protocol in WAL makes sure that (1) the new version of data is persisted before writing the commit record, and (2) the old version of the data is overwritten only after the persistent update of the commit record. On

a system crash/failure, the recovery logic checks the availability of the commit record for a transaction. If the commit record exists, the transaction is determined to be committed, and the new versions of the committed data blocks are copied from the log to their home locations in persistent memory; otherwise, the transaction is determined to be not committed (i.e., system might have crashed before the transaction commit is complete), and the log data associated with the transaction is discarded.

Unfortunately, it is the commit record itself that introduces the *intra-tx ordering requirement* (described in Section 2) and therefore degrades performance heavily in persistent memory. *Eager Commit* eliminates the use of the commit record and thus removes the intra-tx ordering. The key idea is to *not* wait for the completeness of log writes and instead eagerly commit a transaction. The completion check of log writes is delayed until the recovery phase. The removal of completion check from the critical commit path removes the intra-tx ordering and thus reduces the commit latency of each transaction. *Eager Commit* enables a delayed completion check at recovery time using a *static log organization* with a count-based commit protocol, which we describe next. This static log organization enables 1) the system to determine the status of each transaction during recovery without requiring the use/query of a commit record, 2) enables updates of different transactions to the log to be interleaved in the log.

Log Organization. *Eager Commit* organizes the memory log space in a static manner, as opposed to appending all updated data blocks and the commit record at the end of the log for a transaction, as done in WAL. It divides the memory log area into block groups, as shown in Figure 4. Each block group consists of eight data blocks, seven for the log data and one for the metadata associated with the seven data blocks. The size of each block is 64 bytes, which can be transmitted to memory in a single burst [41], [109]. In a block group, the eight blocks are issued *serially* by the memory controller, with simple enhancements to the memory controller as in [56], [126].¹ This way, writes of the data and metadata blocks are ordered in each block group, ensuring that all data blocks are persisted first *before* metadata is persisted, which guarantees consistency. Since this ordering is ensured by the memory scheduling mechanism in the memory controller, it has negligible overhead compared to the ordering in the multi-level CPU cache. During recovery after a system crash, the metadata of the block group can be read to determine the status of the data blocks of the block group.

In a block group, the metadata block stores the sequence ID (*SID*), which is the unique number in the memory log area to represent a block group, and the metadata (*BLK-*

1. Note that memory controllers are becoming increasingly more intelligent and complex to deal with various scheduling and performance management issues in multi-core and heterogeneous systems (e.g., [5], [6], [7], [8], [11], [12], [13], [14], [21], [25], [26], [27], [32], [33], [34], [35], [38], [39], [42], [45], [46], [49], [50], [51], [52], [53], [54], [61], [62], [64], [65], [66], [67], [68], [81], [84], [85], [86], [87], [88], [89], [97], [98], [108], [110], [112], [113], [114], [115], [119]). As such, the additional complexity needed to serially issue eight blocks, as required by our mechanism, has become relatively easy to incorporate, among all the more complex scheduling and performance tasks memory controllers of today deal with.

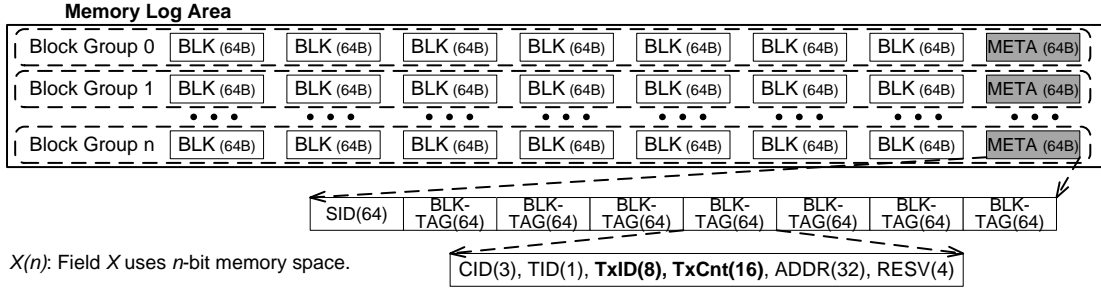


Fig. 4. Memory Log Organization: Every eight blocks form a block group, where one is used for metadata and the others for data.

TAG) of the other blocks. *BLK-TAG* records the CPU core ID (*CID*), the hardware thread ID (*TID*)², the transactional identifier (*TxID*), the transactional counter (*TxCnt*), and the home location address (*ADDR*) of the data in the block. The first three IDs are used to identify the transaction. Therefore, blocks from different transactions can be written to the log in an interleaved manner. For the same reason, log blocks are allocated when the log data is evicted from the CPU cache to the memory controller. This ensures that the memory controller buffers do not overflow when buffering log blocks of the same transaction. On recovery, each data block is identified as belonging to some transaction using the three IDs. Afterwards, the commit protocol uses the pairs $\langle TxID, TxCnt \rangle$ to determine the transaction status, as described below. Finally, LOC retrieves the *ADDR* of a data block, which is a pointer that points to the home location in the data area of a data block, to write the committed data block in the memory log area to its home location in the data area.

Our current LOC implementation supports 128 running transactions using an 8-bit *TxID*³, and allows the largest transaction size of 32K blocks using a 16-bit *TxCnt*. The maximum memory space that is currently supported is 256 gigabytes, due to the 32-bit *ADDR* (for 64-byte blocks). These limitations can be altered by changing the bits allocated to the different fields or by using the reserved bits. In addition, we assume a 64-byte granularity for update operations. While finer-grained byte addressability reduces internal fragmentation, it leads to higher metadata overhead. We believe this is a general trade-off, and the 64-byte granularity, which is the size of a cache block in many modern systems, is feasible for persistent memory transactions.

Commit Protocol. In the memory log area, each data block has associated transactional metadata, $\langle TxID, TxCnt \rangle$. *Eager Commit* uses the pair $\langle TxID, TxCnt \rangle$ to determine the committed/not-committed status of each transaction. For each transaction, the last data block has its associated *TxCnt* value set to the total number of data blocks in its transaction, and all the others have *TxCnt* set to zero. During recovery, the number of data blocks logged for a transaction (those that have the same *TxID*) is counted and this count is compared with the non-zero *TxCnt* stored with

one of the data blocks. If the count matches the non-zero *TxCnt* (indicating that *all* of the transaction’s data blocks are already written to the log), the transaction is deemed to be committed and the recovery process copies its updated blocks from the log to the home locations of the blocks in persistent memory. Otherwise, the transaction is deemed to be not committed and its entries in the log are discarded. We borrow this count-based commit protocol from [70], where it is described in more detail.

Eager Commit shares the same philosophy with the *torn bit* technique in Mnemosyne [121] to distribute the commit record for a transaction across the individual log records comprising a transaction and to avoid the sequential dependency between all the individual logs and the commit record. In the torn bit technique, one bit is reserved in each data block to indicate the block’s status. Thus, only 63 bits can be stored in each 64-bit data block, and the torn bit technique requires bit shifting. In contrast, *Eager Commit* statically organizes data blocks into groups and does not need to shift data in the log records. *Eager Commit* is more friendly to data writes, which are mostly byte-aligned.

In conclusion, *Eager Commit* removes the intra-tx ordering by using a static log organization and a count-based commit protocol that can enable the determination of transaction status upon recovery *without requiring a commit record*.

3.3 Speculative Persistence

Inter-tx ordering guarantees that the commit sequence of transactions in the storage system is the same as the *commit issue order of transactions by the program* (i.e., the order in which transaction commit commands are issued). To maintain this order, all blocks in one transaction must be persisted to the memory log before any block of a later transaction is persisted. To ensure this, a cache conflict in the CPU cache that causes a block of a later transaction to be evicted must force the eviction of all data blocks of itself and previous transactions. Thus, inter-tx ordering not only causes significant serialization of persistent memory requests but it also results in inefficient utilization of the CPU cache and higher memory traffic, thereby degrading system performance and endurance.

Speculative Persistence relaxes inter-tx ordering by allowing blocks from different transactions to be written to the persistent memory log speculatively, out of the software-specified transaction commit issue order. However, the written blocks become visible to software only in the software-specified order. As such, the high-level idea is somewhat similar to out-of-order execution in modern processors [90], [96], [117]: persistent memory writes are completed out-of the program-specified transaction order (within a window)

2. The *CID* and *TID* fields are not used in this paper, but are reserved to support multi-thread and multi-core transactions in future work.

3. The 256 slots ($[0, 255]$) of *TxIDs* are used in a circular manner. Only 128 consecutive slots are valid at one time. For the valid 128 consecutive slots, either $[p, p + 127]$ where $0 \leq p \leq 128$ or $[p, 255] \cup [0, p - 129]$ where $128 < p \leq 255$, it is easier to compare two *TxIDs* to find the larger one.

but they are made visible to software in program transaction commit order. We call this property “*out-of-order persistence, in-order commit*”.

With *Speculative Persistence*, a transaction starts persisting its data blocks without waiting for the completion of the persistence of previous transactions’ data blocks. Instead, there is a *speculation window*, in which all transactions are persisted out-of-order. The size of the *speculation window* is called *speculation degree (SD)*. *Speculation degree* defines the maximum number of transactions that are allowed to persist log blocks out-of-order. As such, the inter-tx ordering is relaxed. Relaxed inter-tx ordering brings two benefits. First, cache conflict of one data block does not force eviction of all blocks of its and all previous transactions. This improves the cache utilization. Second, writes from multiple transactions are coalesced when written back to memory, which leads to lower memory traffic and improved endurance.

Figure 5 illustrates transaction persistence in a *speculation window* with a *speculation degree* of four. Within the *speculation window*, data blocks from the four transactions can be persisted in any order. For instance, blocks in T3 can be persisted before blocks in T2. For a data block that has multiple versions across transactions, only the latest version needs to be persisted. None of the blocks in T1 (A, B, C, D) need to be written to memory because their later versions, block A in T2 and blocks B, C, D in T3, will overwrite them. Therefore, inter-tx ordering is relaxed within the *speculation window*.

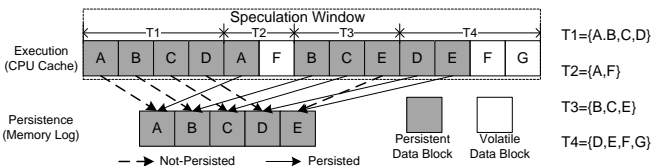


Fig. 5. Illustration of Speculative Persistence.

Figure 5 also illustrates that *Speculative Persistence* preserves the “*out-of-order persistence, in-order commit*” property: transaction T1 is reported to be committed while T3 is not, because T2 has not finished its updates to the persistent memory log. To preserve this property, *Speculative Persistence* has to carefully deal with 1) overlapping writes from different transactions (to the same block) to ensure that any write to any block is recoverable, and 2) commit dependencies between transactions to ensure that transactions are committed in program order. To enable the former, our mechanism supports multi-versioning in the CPU cache. To enable the latter, our proposal not only leverages multi-versioning in the CPU cache but also keeps track of the committed transaction ID based on the commit issue order of transactions by the program. We describe both of these next.

Multiple Versions in the CPU Cache. In *Speculative Persistence*, multiple versions of a data block are maintained in the volatile CPU cache, similarly to the versioning cache [29]. Otherwise, if only a single copy (the latest copy) is kept but the transaction that last wrote to the block aborts, all previously committed transactions that were supposed to write to the block would also *have to be aborted*. With multiple versions of a data block present in the cache, one version can be removed only when one of its succeeding versions has

been committed (i.e., the software has committed a later-in-program-order transaction that writes to the data block). This is because the committed version in a future transaction that is committed later in program order is guaranteed to overwrite any previous version regardless of whether the transaction that is supposed to write to the previous version is aborted or committed.

There are two issues with keeping multiple versions in the cache: 1) *version overflow*, 2) increased cache pressure. First, version overflow refers to the case that the associativity of the cache is not enough to keep all active versions of a cache block (or different cache blocks) in the corresponding cache set. When this happens, our design evicts the oldest version to the memory log to make space for the new version. This eviction can reduce the benefit of *Speculative Persistence*: probability of merging of writes from different transactions reduces and an old version of the block may be written to persistent memory unnecessarily. However, this eviction does *not* affect the correctness of the commit protocol. Second, since multiple versions of a block are kept in the cache set, the pressure on the cache set increases compared to a conventional cache, which may lead to higher miss rates. Both of these two cases hurt the efficiency of the CPU cache.⁴ As a result, memory traffic increases, accelerating the wear-out process of persistent memory. Therefore, arbitrarily increasing the speculative degree does not always bring more benefit and in fact it can do harm by wearing out memory faster. Note that, although *Speculative Persistence* keeps multiple cache versions of a block, only the latest version is persisted to the memory log when versions do not overflow. As such, write coalescing is enabled across transactions within a *speculation window*. In general, memory traffic can be reduced by using speculative persistence, and memory endurance can be improved.

Commit Dependencies Between Transactions. Write coalescing for a block across different transactions causes new transaction dependencies that need to be resolved carefully at transaction commit time. This happens due to two reasons: 1) an aborted transaction may have overwritten a block in its preceding transactions, 2) an aborted transaction may have a block that is overwritten by succeeding transactions that have completed the update of their logs with the new version. Both reasons are caused by what we call as *overlapped writes*, i.e., multiple writes in which part or all of a data block are written by multiple transactions. To maintain *out-of-order persistence, in-order commit* property of *Speculative Persistence*, we have to deal with two problems when a transaction aborts: 1) how to rescue the preceding transactions that have overlapped writes with the aborted transaction?, and 2) how to abort the succeeding transactions that have completed the write of their logs for an overlapped write with the aborted transaction?

The two problems are solved by tracking the *commit issue order* of the transactions within each *speculation window*

4. If only a single copy is kept in the CPU cache (without a versioning cache), the speculative persistence technique is similar to the *group commit* technique (or transaction batching) [36]. Transactions in one speculative window are either all committed or all aborted. With multiple versions in the CPU cache, the speculative persistence technique can commit each transaction in the speculative window separately in a fine-grained manner, which obeys the semantics of program transactions.

along with leveraging the multi-versioning support in the CPU cache. To solve the first problem, when an abort happens, preceding transactions that have overlapped writes with the aborted transaction write their versions of the blocks written by the aborted transaction from the CPU cache to the persistent memory log. To solve the second problem, we simply abort the transactions that come later in the commit issue order than the aborted transactions. In the recovery phase, a transaction is determined to be committed *only if* it is checked to be committed using the count-based commit protocol that checks $TxCnt$ (as described in Section 3.2) *and* its preceding transactions in its *speculation window* are committed.

Modifications to the Commit Protocol. In *Speculative Persistence*, overlapped writes in the same *speculation window* are merged, as described above. As a result, a transaction that has overlapped writes with succeeding transactions does not write the overlapped data blocks to the persistent memory log. This requires a modification to the commit protocol we described in Section 3.2 because, without modification of the commit protocol, the transaction might be mistaken as a not-committed transaction as the actual number of data blocks in the memory log area that are stored for it is different from the non-zero $TxCnt$. To differentiate between the two kinds of transactions (those with overlapped writes and non-overlapped writes), we add a new field of metadata, *Transaction Dependency Pair*, in the memory log to represent the dependency between transactions with overlapped writes. *Transaction Dependency Pair* $\langle T_a, T_b, n \rangle$ represents that transaction T_a has n overlapped writes with its succeeding transaction T_b . Transaction T_a is determined to be committed if and only if T_b is committed and the actual number of log blocks of T_a plus n equals its non-zero $TxCnt$. As such, *Transaction Dependency Pairs* help the commit status identification of transactions with coalesced writes.

3.4 Recovery from System Failure

Upon a system crash/failure, LOC scans the memory log area to recover the system to a consistent state. It first checks the start and end addresses of the valid logs, and then reads and processes the logs in the unit of *speculation window*. It processes each *speculation window* one by one, in program order. Since strict ordering is required between *speculation windows*, transactions across *speculation windows* have no dependencies. Each *speculation window* can thus be recovered independently.

First, the *META* block of each data block group is read in each *speculation window*. LOC counts the number of *BLK-TAGs* for each $\langle CID, TID, TxID \rangle$; this is the number of logged blocks of a transaction. If the number matches the non-zero $TxCnt$ in any *BLK-TAG* of the transaction, the transaction is marked as committed.

Second, *Transaction Dependency Pairs* from the memory log area are read. For each pair $\langle T_a, T_b, n \rangle$, LOC adds the value n to T_a if T_b is committed. These pairs are checked in the reverse sequence, from tail to head. After this step, transactions that have overlapped writes are marked as committed using the commit protocol.

Third, the first not-committed transaction is found. All transactions after it are marked as not-committed. This guarantees the *in-order commit* property. After this, LOC finishes

the committed transactions by writing the data blocks of these transactions to the home locations of the data blocks. Recovery completes after discarding all data blocks of the not-committed transactions from the log, and the system returns to a consistent state.

3.5 LOC vs. Transactional Memory

As discussed in Section 2, Transactional Memory (TM) [31], [37] and LOC work respectively on the concurrency control and transaction recovery aspects of transaction mechanisms. LOC focuses on how to provide crash consistency in the presence of a transactional interface (i.e., how to recover transaction states, crash recovery) and does not deal with how concurrency control is handled. In contrast, TM focuses on how to provide concurrency control. We currently assume a transactional interface for LOC (which supports storage transactions), but do not provide support for TM as our goal is to ensure LOC works with storage transactions. The combination of TM concurrency control mechanisms and LOC's transaction recovery mechanisms is left for future work.

LOC focuses on crash recovery of single-thread transactions, and does not currently support cross-core transactions. In LOC, a unique transaction can be performed only in one core at a given point in time. Concurrency of multi-cores can still be exploited, when there are enough threads from the software performing *different* transactions. Supporting concurrency control is complex due to the need for modifying cache coherence to provide isolation, which is the focus of transactional memory techniques [31], [37], but not LOC. While LOC and transactional memory share similar designs (e.g., a transactional interface and version control mechanisms) and work on different aspects of transactional execution mechanisms, they have potential to be combined to provide full ACID properties (as illustrated in Figure 1). We leave this exploration for future work.

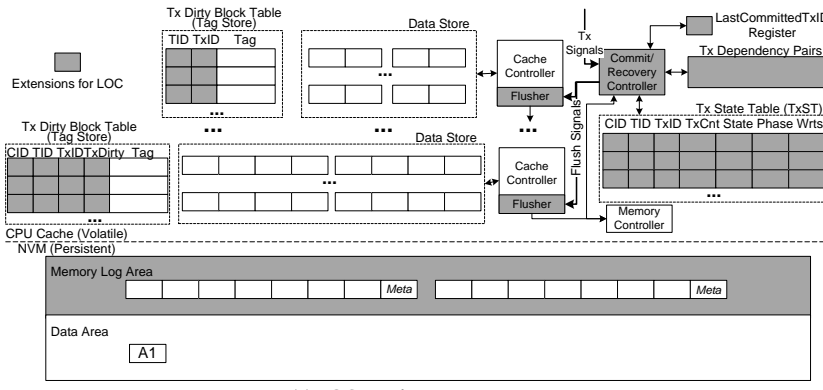
4 IMPLEMENTATION AND HARDWARE OVERHEAD

We now describe the architecture implementation details and discuss the hardware overhead of LOC.

4.1 ISA Extensions

To support storage transactions, We extend the Instruction Set Architecture (ISA) with transactional instructions: *TxBegin*, *TxCommit* and *TxAbort*. The ISA extensions are similar to those in hardware transactional memory, which have been implemented in processors like Intel's Haswell [40] and IBM's zEC12 [44]. Different from transactional memory, ISA extensions in LOC require persistence in each phase of a transaction. In LOC, software defines the semantics of storage consistency and specifies the range of a transaction using existing transactional interfaces as in DBMSs, filesystems and other applications: *txbegin*, *txcommit*, *txabort* [70], [82], [100], [121]. A compiler can easily translate these interface commands into the extended ISA instructions, so as to enforce the software's transactional semantics/calls at the hardware level. Note that LOC allows reordering of non-transactional writes, and does not enforce an ordering between the transactional and non-transactional writes.

In addition, ISA is extended with another instruction, *CheckMaxCommit*, to check the last committed transaction. LOC adds a *LastCommittedTxID* register in the CPU cache.



(a) LOC Hardware Extensions

Fig. 6. LOC Hardware Extensions and Their Storage Overhead.

A committed transaction updates the register with its ID when all previous transactions have been committed. The *CheckMaxCommit* instruction is used for software to query the last committed transaction.

Limitations. LOC does not ensure application consistency after application crashes, but ensures system consistency for system crashes (e.g., power failure). This guarantee, i.e., system crash consistency, is the same as that provided by traditional file systems or database management systems. In an application crashes, there are two major types of errors. The first is an incomplete $\langle TxBegin, TxCommit/TxAbort \rangle$ pair, i.e., a transaction might not have stopped after being started. This kind of error can be checked by the compiler and can be reported during compilation time. The second type is application crash during execution, i.e., a runtime error. The OS can detect the crashed process and restart it. Before that, the failed process is killed and cleaned. Active transactions of threads of the process are aborted. The transaction (atomicity) semantics ensure the consistent state of persistent memory.

4.2 Components

LOC adds three new components to the system: *Tx Tracking Component*, *Commit/Recovery Logic*, and *Memory Log Area*. Figure 6 shows where these components reside.

Tx Tracking Component has two parts: *Tx Dirty Block Table* and *Tx State Table*. *Tx Dirty Block Table* tracks the dirty blocks for each transaction at each level of the CPU cache hierarchy. It is supported with extra bits added to the tag store of each cache. As shown in Figure 6(a), each tag in all cache levels is extended with the hardware thread ID (*TID*) and the transaction ID (*TxID*). In the LLC, two other fields, the CPU core ID (*CID*) and the transaction dirty flag (*TxDirty*), are also added. *TxDirty* indicates whether the block has been written to the persistent memory log, and the original dirty flag indicates whether the block has been written to its home location. Transaction durability is achieved when log writes are persistent, i.e., *TxDirty* is unset. After that, home-location writes can be performed using the original dirty flag as in a conventional CPU cache. The storage overhead of each cache is illustrated in Figure 6(b). Only 9 bits (or 12 bits) are added for each 64B block in each level of cache (or LLC).

Tx State Table (TxST) tracks the status of active transactions, as shown in Figure 6. Each *TxST* entry contains the *CID*, *TID*, *TxID*, *TxCnt*, *State*, *Phase* and *Wrts* fields.

(Bits)	L1	L2	L3	TxST
CID	0	0	3	3
TID	1	1	1	1
TxID	8	8	8	8
TxDirty	0	0	1	0
TxCnt	0	0	0	16
State	0	0	0	2
Phase	0	0	0	2
Wrts	0	0	0	16
Total	9	9	12	48

(b) Storage Overhead of Hardware Extensions (extra bits per cache block or TxST entry)

Bit	State	Bit	Phase
0	invalid	0	log write
1	active	1	in-place write
2	committed	2	write complete
3	aborted		

(c) Tx States

(d) Tx Phases

State denotes the transaction state, as shown in Figure 6(c). State transitions are induced by transactional commands. For instance, *TxBegin* changes the state from invalid to active; *TxCommit* (*TxAbort*) changes the state from active to committed (aborted). *Phase* denotes the current status of the write-back of the transaction: the transaction could be in the *log writing* phase, *in-place writing* phase updating home locations or could have completed the entire write-back, as shown in Figure 6(d). *Wrts* denotes the number of blocks written back in each phase, and is used to keep track of the completeness of *log writing* or *in-place writing* to determine the status of each transaction. The storage overhead is shown in Figure 6(b). Each *TxST* entry has 48 bits. For 128 transactions allowed in the system, the total size of *TxST* is 768 bytes.

Commit/Recovery Logic (CRL) receives transactional commands and manages the status of each transaction in the *Tx State Table*. CRL stalls new transactions until the current *speculation window* completes. For each *speculation window*, CRL tracks different versions of each data block and adds a 32KB volatile buffer to store its *Tx Dependency Pairs*. When a *speculation window* completes, the buffer is written back to the memory log area. In addition, CRL maintains a *LastCommittedTxID* register to keep the ID of the last committed transaction, which indicates to the software that all transactions with smaller IDs are committed.

Memory Log Area is a contiguous physical memory space to log the writes from transactions. At the beginning of the memory log area, there is a log head, which records the start and end addresses of the valid data logs. The main body of the memory log area consists of the log data block groups (as shown in Figure 4) and the metadata of *Tx Dependency Pairs* (introduced in Section 3.3). This area is invisible to the software, and is allocated by the memory controller. To overcome the endurance problem of NVM, allocation of this area is moved around in the physical memory periodically (similar to the notion of Start-Gap Wear Leveling [102]). Note that other techniques can also be employed to ensure that the memory log area or the memory does not wear out due to log updates. In our evaluations, 32MB memory is allocated for the *Memory Log Area* as this was empirically found to be enough for the supported 128 transactions, but this space can be dynamically expanded.

5 EVALUATION

In this section, we first compare LOC with previous transaction protocols. Then, we analyze the benefits of *Eager Commit* and *Speculative Persistence*. Finally, we study sensitivity to transaction size and memory latency.

5.1 Experimental Setup

We evaluate different transaction protocols using a full-system simulator, GEM5 [9]. GEM5 is configured using the syscall emulation (SE) mode. Benchmarks can directly run on the full system simulator without modification or recompilation. In the evaluation, GEM5 uses the *Timing Simple CPU* mode and the *Ruby memory system*. The CPU is 1 GHz, and the CPU cache and memory have the parameters shown in Table 1. We revise both the cache and memory controllers in GEM5 to simulate LOC, as shown in Figure 6. We faithfully model all overheads associated with LOC. In our evaluation, the *Speculation Degree* of LOC is set to 16 by default.

TABLE 1
Simulator Configuration.

L1 Cache	32KB, 2-way associative, 64B block size, LRU replacement, block access latency = 1 cycle
L2 Cache	256KB, 8-way associative, 64B block size LRU replacement, block access latency = 8 cycles
LLC	1MB, 16-way associative, 64B block size LRU replacement, block access latency = 21 cycles
Memory	8 banks, memory access latency = 168 cycles

Workloads. Table 2 lists the workloads we evaluate. B+ tree is a widely used data structure in both file systems and database management systems. We implement a B+ tree, in which each 4KB node contains 200 key(8B)-value(4B) pairs. Each transaction consists of multiple key-value insert or delete operations. Similarly, we use the hash table, red-black tree and random array swap data structures, also used in literature [19]. Our graph processing workload inserts and deletes edges in a large graph [4]. We also evaluate a database workload [2] on SQLite 3.7.17 [3]. In Table 2, we provide the average size of the persistence set (P-Set), which is the number of data blocks per transaction that have to be persisted to ensure transaction durability, in each workload.

TABLE 2
Workloads.

Workloads	Description	P-Set (blks/tx)
B+ Tree	Insert/delete nodes in a B+ tree	89.60
Hash [19]	Insert/delete entries in a hash table	10.92
RBTree [19]	Insert/delete nodes in a red-black tree	33.26
SPS [19]	Random swaps of array entries	1.53
SDG [4]	Insert/delete edges in a large graph	52.85
SQLite [2]	Database benchmark on SQLite	309.34

5.2 Overall Performance

We measure and compare both transaction throughput and memory write traffic of five different transaction protocols: S-WAL, H-WAL, LOC-WAL, Kiln and LOC-Kiln. S-WAL is a software WAL (Write-Ahead Logging) protocol that manages logging and ordering in software, as shown in Figure 2(a). H-WAL is a hardware WAL protocol that manages logging in hardware. Different from S-WAL, which writes two copies respectively for log and in-place writes in the CPU cache, H-WAL keeps only a single copy in the CPU cache and lets the hardware manage the log and in-place

writes. H-WAL does not change the ordering behavior of S-WAL. LOC-WAL is our proposed protocol in this paper. Kiln is a recent protocol that uses a non-volatile last-level cache (LLC) to reduce the persistence overhead [125]. It keeps the new and old version of data blocks respectively in the LLC and persistent memory, thereby eliminating the need for performing double copies in persistent memory. Kiln also needs to preserve the order with which transactional writes are evicted from the LLC only after the transaction commits. Otherwise, the transactional writes overwrite the old-version data in persistent memory, which cannot be recovered after a transaction failure. Since Kiln’s optimization is orthogonal to our LOC mechanism, we combine the two and also evaluate this combined version, called LOC-Kiln. LOC-Kiln achieves the best of both Kiln and LOC by only flushing L1 and L2 caches (as in Kiln) and performing loose ordering (as in LOC).

Transaction Throughput. Figure 7 shows the normalized transaction throughput of the five protocols. The results are normalized to the transaction throughput of the baseline, which runs benchmarks without any transaction support and thus without the associated overheads of transactions. Note that this baseline does *not* provide consistency upon system failure and is intended to show the overhead of providing such consistency via different mechanisms. Transaction throughput is calculated by dividing the total number of committed transactions with the total runtime of each benchmark. We make two key observations.

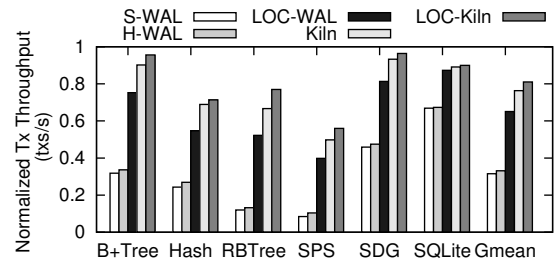


Fig. 7. Performance Comparison of Consistency Protocols.

(1) LOC significantly improves the performance of WAL, including both S-WAL and H-WAL. Normalized transaction throughput increases from 0.316 in S-WAL and 0.331 in H-WAL to 0.651 in LOC-WAL. In other words, LOC-WAL reduces ordering overhead from 68.4% in S-WAL and 66.9% in H-WAL to 34.9%. This is because S-WAL manages logging in software. The log writes and home-location writes have different memory addresses, and thus are independently cached in the CPU cache. Keeping two copies in the CPU cache hurts cache efficiency, which H-WAL removes, but this does not greatly reduce the overhead of WAL. LOC greatly reduces the overhead of WAL by removing intra-tx ordering using *Eager Commit* and loosening inter-tx ordering using *Speculative Persistence*. The loosened ordering improves cache efficiency and increases the probability of write coalescing in the CPU cache.

(2) LOC and Kiln can be combined favorably. Doing so improves normalized transaction throughput to 0.811 on average, i.e., the ordering overhead is reduced to 18.9%. Kiln shortens the persistence path by employing a non-volatile last-level cache. LOC mitigates performance degradation via a complementary technique, i.e., loosening the persistence ordering overhead that still exists in a non-volatile cache.

Endurance. Figure 8 shows the memory write traffic of the five protocols. The memory write traffic in the figure is calculated by dividing the total size of memory writes by the total size of program writes. Lower memory write traffic indicates better cache efficiency of the CPU cache and better endurance of persistent memory. As shown in the figure, the memory write traffic in different workloads is dramatically reduced from 0.200 in H-WAL and 0.171 in S-WAL to 0.034 in LOC-WAL on average. The benefits of LOC-WAL come from the write coalescing of overlapped transactional writes across transactions in the speculative persistence technique, which will be further evaluated in Section 5.4. Kiln uses a non-volatile last level cache, and the memory write traffic is only 0.008. LOC-Kiln has even lower memory write traffic, which is 0.06% lower than that in Kiln.

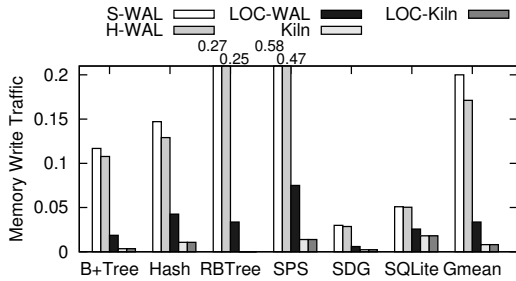


Fig. 8. Endurance Comparison of Consistency Protocols.

We conclude that LOC effectively mitigates performance degradation and reduces write traffic (and thus improves endurance of persistent memory) due to persistence ordering by relaxing both intra- and inter-transaction ordering.

5.3 Effect of the Eager Commit Protocol

We compare the transaction throughput of H-WAL and EC-WAL. EC-WAL is the LOC mechanism for WAL with only *Eager Commit* but without *Speculative Persistence*. Figure 9 plots the normalized transaction throughput of the two techniques. EC-WAL outperforms H-WAL by 6.4% on average. This is because it removes the completeness check in *Eager Commit* from the critical path of transaction commit. The elimination of intra-tx ordering leads to fewer cache flushes and improves cache efficiency.

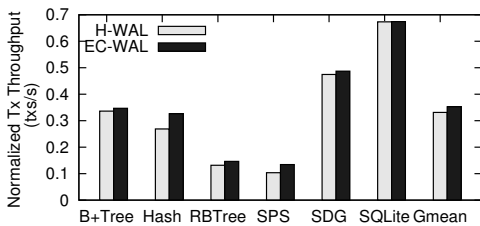


Fig. 9. Effect of Eager Commit on Transaction Throughput.

5.4 Effect of Speculative Persistence

To evaluate both performance and endurance gains from *Speculative Persistence*, we vary the *speculation degree* (SD) from 1 to 32 (SD was set to 16 in previous evaluations).

Figure 10 shows the normalized transaction throughput of LOC-WAL with different SD values. On average, the normalized transaction throughput of LOC-WAL increases from 0.353 to 0.689 with 95.5% improvement, going from SD=1 to SD=32. This benefit comes from two aspects of *Speculative Persistence*. First, *Speculative Persistence* allows out-of-order persistence of different transactions. A cache

block without a cache conflict is *not* forced to be written back to persistent memory within a *speculation window* (as explained in Section 3.3), thereby reducing memory traffic and improving cache efficiency. Second, *Speculative Persistence* enables write coalescing *across transactions* within the *speculation window*, thereby reducing memory traffic. Both of these effects increase as the *speculation degree* increases, leading to larger performance benefits with larger *speculation degrees*.

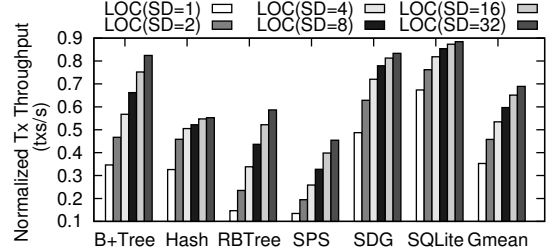


Fig. 10. Effect of Speculative Persistence on Transaction Throughput.

Figure 11 shows the memory write traffic of LOC-WAL with different speculation degrees. In each workload, the memory write traffic is reduced instantly when the speculation degree (SD) is increased from 1 to 16. This shows that the probability of write coalescing gets higher when more transactions are allowed to be persisted out-of-order. An exception to this trend is observed when SD is 32. When SD increases from 16 to 32, LOC-WAL shows a slight increase in memory write traffic. The reason is that more concurrently executed transactions incur a higher probability of cache evictions in the CPU cache. Generally, memory write traffic reduces with a higher speculation degree.

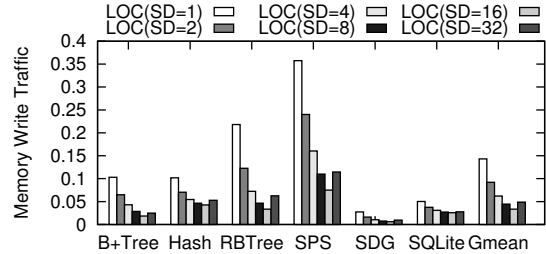


Fig. 11. Effect of Speculative Persistence on Write Traffic.

In conclusion, LOC generally gains more benefits when the speculation degree is higher, i.e., when more transactions are allowed to be persisted concurrently.

5.5 Impact of Transaction Size

To study the impact of transaction size on performance penalty from ordering, we also measure the transaction throughput of LOC-WAL using B+ Tree with different transaction sizes. Transaction size is changed by updating a different number of tree nodes in each transaction, varying from 2 to 32.

Figure 12 shows the normalized transaction throughput of LOC-WAL under workloads with different transaction sizes. Results in each transaction size setting are normalized to the baseline case, which runs benchmarks without transaction support. Two conclusions are in order. First, the LOC mechanism is more beneficial to workloads with smaller transaction sizes than those with larger ones. When the transaction size is small, amortized ordering overhead for each operation is high. Therefore, ordering overhead is more significant in workloads with smaller transaction

sizes. Thus, relaxed ordering in the LOC mechanism has a larger effect. Second, performance gains from non-volatile last-level cache (LLC) are less significant than those from the LOC mechanism when transaction size is large. When the transaction size becomes larger, not all data blocks can be buffered in the LLC. As Kiln requires that all new-version data are persistently buffered in the LLC, Kiln has to fall back to WAL mode for memory logging for large transactions. Thus, Kiln provides less benefit for workloads with larger transaction sizes. When the transaction size increases to 32, both LOC-WAL and LOC-Kiln achieve performance comparable to baseline without any transaction overhead.

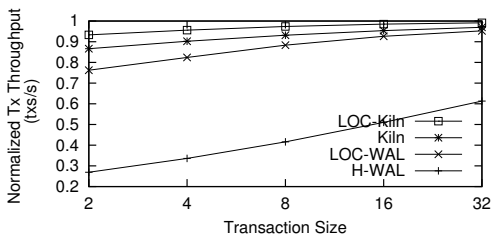


Fig. 12. Impact of Transaction Size.

In conclusion, the LOC mechanism is especially beneficial to workloads with small transaction sizes, yet it provides performance benefits across the board, for workloads with many different transaction sizes.

5.6 Sensitivity to Memory Latency

We evaluate LOC performance with different memory latencies to approximate the effect of different types of non-volatile memories. We vary the memory latency between 35, 95, 168 and 1000 nanoseconds (our default evaluations so far were with a 168-nanosecond latency). We measure the transaction throughput of both H-WAL and LOC at each latency. Figure 13 shows the performance improvement of LOC over H-WAL at different memory latencies. In the figure, the black part of each stacked bar shows the normalized transaction throughput of H-WAL, and the grey part shows the performance improvement of LOC over H-WAL. Two major observations are in order. First, performance of H-WAL reduces as memory latency increases. This shows that higher memory latency in NVMs leads to higher persistence ordering overheads. Second, LOC’s performance improvement increases as memory latency increases. This is because LOC is able to reduce the persistence overhead, which increases with memory latency. We conclude that persistence ordering overhead is becoming a more serious issue with higher-latency NVMs, which LOC can effectively mitigate.

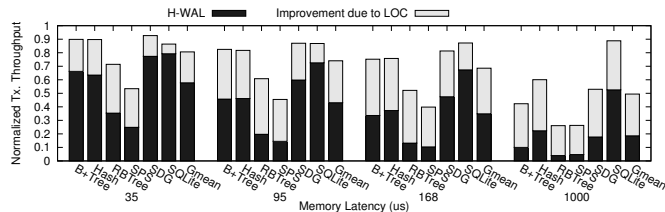


Fig. 13. Sensitivity to Memory Latency.

6 RELATED WORK

Mitigating the Ordering Overhead. As explained in Section 1, in order to preserve persistence ordering from the CPU cache to persistent memory, software combines cache

flush (e.g., *clflush*) and memory fence (e.g., *mfence*) instructions to force the ordering of cache writebacks [19], [120], [121], [122]. The average overhead of a *clflush* and *mfence* combined together is reported to be 250ns [121], which makes this approach costly, given that persistent memory access times are expected to be on the order of tens to hundreds of nanoseconds [57], [58], [103].⁵ The two instructions flush dirty data blocks from the CPU cache to persistent memory and wait for the completion of all memory writes, and thus incur high overhead in persistent memory [20], [99], [121], [125].

Several works attempt to mitigate the ordering overhead in persistent memory with hardware support. These can be classified into two approaches, as follows.

(1) *Making the CPU cache non-volatile:* This approach aims to reduce the time gap between volatility and persistence by employing a non-volatile cache. Kiln [125] uses a non-volatile last-level cache (NV-LLC), so that the path of data persistence becomes shorter and the overhead of the required ordering is smaller. Kiln also uses the NV-LLC as the log to eliminate the need to perform multiple writes in main memory. Whole-system persistence [93] takes this approach to the extreme by making all levels of the CPU cache non-volatile. Similarly, JUSTDO [43] makes all levels of the CPU cache non-volatile and optimizes the log organization. The approach we develop in this paper, LOC, is complementary to the approach of employing NV caches.

(2) *Allowing asynchronous commit of transactions:* This approach allows the execution of a later transaction without waiting for the persistence of previous transactions. To ensure consistency, the program queries the hardware for the persistence status of transactions. BPFS [20] and CLC [83] use versions of this approach. They inform the CPU cache hardware of the ordering points within the program via the *epoch* command, and let the hardware keep the ordering asynchronously without waiting for data persistence within each epoch. In addition to the cache hierarchy, enhancements have been made to the memory controller to support the *epoch* semantics [56], [92]. The *epoch* semantic is also extended to multicore CPUs [47]. Strand persistence [99] enables the reordering of the commit sequence of transactions for better concurrency (instead of requiring a strict order in which transactions have to be committed). Mechanisms for isolation and concurrency have also been supported by enhancing the memory controller in various ways [23], [116], [126]. A recent work, ThyNVM [105], introduces checkpointing to the DRAM+NVM hybrid persistent memory to overlap application execution and hardware checkpointing, to provide transparent crash consistency.

The *asynchronous commit* approaches change only the execution order (i.e., the order of CPU cache writes) but *not* the persistence order (i.e., the order of persistent memory writes) as specified by the program.⁶ In contrast, our proposal, LOC, allows the reordering of persistent memory writes of different transactions in a finer-grained manner

⁵ Recent research argues that these commands, which are used for cache coherence, do not correctly flush cache data to persistent memory, and thus proposes to ensure ordering in CPU hardware [20], [24].

⁶ Even with strand persistency [99], the persistence order is fixed once transaction concurrency has been specified in the program.

and can be combined with the asynchronous commit approaches.

BPPM [73], [74] reduces the persistence overhead by blurring the volatility-persistency boundary. This work relaxes the requirement of data persistence. In contrast, LOC does not require the relaxation of data persistence requirements. Instead, it reduces the consistency overhead by speculatively relaxing the ordering requirement using a hardware-based approach. Note that LOC can be combined with the method of [73], [74] for even higher benefits.

Eager and Speculative Techniques. Recent studies propose new commit protocols to reduce the overhead caused by strict ordering in traditional write-ahead logging or shadow paging mechanisms. In file systems research, NoFS [17] is proposed to use backpointers for pointer-based consistency. It is suitable for tree-like structures, e.g., file system metadata, but not for general transactions. OptFS [16] allows the reordering of log records and the commit record by storing the checksums of all log records in the commit record. The checksums can be used to determine the transaction status in the recovery phase, similar to the checksum usage in ext4 [1].

In flash-based storage, the no-overwrite property of flash memory requires updates to be performed in a copy-on-write manner, which naturally simplifies transaction support. New commit protocols are proposed to eliminate the writes of logs and commit records by leveraging either the log-structured FTL [95] or the Out-of-Band (OOB) area [70], [77], [100]. In contrast to flash-based SSDs, non-volatile memory is byte addressable. NVM neither has an OOB area, nor does it need to update data out-of-place. Therefore, these techniques cannot be easily or efficiently applied to persistent memory.

In NVM-based secondary storage, MARS [18] proposes a new interface, editable atomic writes (EAW), in a PCIe SSD to optimize WAL. Since the PCIe SSD has the commit and recovery logic implemented inside the SSD controller, it is not suitable for persistent memory that is directly attached to the processor through memory interface. Different from such approaches that apply to storage, our proposed LOC mechanism is designed for persistent memory.

In persistent memory, Mnemosyne [121] introduces the torn-bit technique, which uses one bit in each block to indicate whether the block has been written to. The use of the torn-bit removes the usage of commit records. A recent work [55] proposes to defer transaction commit operations until after locks are released rather than performing such operations while holding the locks, to reduce persist dependencies for concurrently running transactions. While the two works [55], [121] require changes to the software, LOC is a hardware approach leveraging the memory organization.

Speculative techniques have been used in many architectural or system designs, including memory systems to reduce the overhead of memory fences for concurrent programs [10], [29]. These works deal with different problems from LOC. While these techniques are proposed for program or instruction concurrency (the ordering of program execution), speculative persistence in LOC is designed for the ordering of IO persistence.

7 CONCLUSION

Persistent memory provides disk-like data persistence at DRAM-like latencies, but requires memory writes to be written to persistent memory in a strict program order to maintain storage consistency. Enforcing such strict persistence ordering requires flushing dirty blocks from all levels of the volatile CPU caches and waiting for their completion at the persistent memory, which dramatically degrades system performance. Forced flush operations also incur high memory write traffic, which hurts the endurance of persistent memory. To mitigate this performance and endurance overhead, we introduced *Loose-Ordering Consistency (LOC)*, which relaxes the persistence ordering requirement without compromising storage consistency. LOC's two key mechanisms, *Eager Commit* and *Speculative Persistence*, in combination, relax write ordering requirements both within a transaction and across multiple transactions. Our evaluations show that LOC can greatly improve system performance and endurance by reducing the ordering overhead across a wide variety of workloads. LOC also combines favorably with non-volatile CPU caches, providing performance benefits on top of systems that employ non-volatile last-level caches. We conclude that LOC can provide a high-performance consistency substrate for future persistent memory systems.

ACKNOWLEDGMENTS

This work is supported by the National Natural Science Foundation of China (61232003, 61433008), the Beijing Municipal Science and Technology Commission of China (D151100000815003), Intel Science and Technology Center for Cloud Computing, US National Science Foundation (CNS 1320531, CCF 1212962), and China Postdoctoral Science Foundation (2016T90094, 2015M580098). This paper is an extended and revised version of [75]. Jiwu Shu and Onur Mutlu are the corresponding authors.


REFERENCES

- [1] "Ext4," <https://ext4.wiki.kernel.org/>.
- [2] "LevelDB benchmarks," <http://leveldb.googlecode.com/svn/trunk/doc/benchmark.html>.
- [3] "Sqlite," <http://www.sqlite.org>.
- [4] "Graph: adjacency list," http://www.boost.org/doc/libs/1_52_0/2013.
- [5] J. Ahn *et al.*, "A scalable processing-in-memory accelerator for parallel graph processing," in *ISCA*, 2015.
- [6] J. Ahn *et al.*, "PIM-enabled instructions: A low-overhead, locality-aware processing-in-memory architecture," in *ISCA*, 2015.
- [7] R. Ausavarungnirun *et al.*, "Staged memory scheduling: Achieving high performance and scalability in heterogeneous systems," in *ISCA*, 2012.
- [8] R. Ausavarungnirun *et al.*, "Exploiting inter-warp heterogeneity to improve GPGPU performance," in *PACT*, 2015.
- [9] N. Binkert *et al.*, "The Gem5 simulator," *SIGARCH Computer Architecture News*, 2011.
- [10] C. Blundell *et al.*, "Invisifence: Performance-transparent memory ordering in conventional multiprocessors," in *ISCA*, 2009.
- [11] A. Boroumand *et al.*, "LazyPIM: An efficient cache coherence mechanism for processing-in-memory," *IEEE CAL*, 2016.
- [12] K. K. Chang *et al.*, "Understanding latency variation in modern DRAM chips: Experimental characterization, analysis, and optimization," in *SIGMETRICS*, 2016.
- [13] K. K. Chang *et al.*, "Low-cost inter-linked subarrays (LISA): Enabling fast inter-subarray data movement in DRAM," in *HPCA*, 2016.
- [14] K. K.-W. Chang *et al.*, "Improving DRAM performance by parallelizing refreshes with accesses," in *HPCA*, 2014.


- [15] H. Chauhan *et al.*, "NVMOVE: Helping programmers move to byte-based persistence," in *INFLOW*, 2016.
- [16] V. Chidambaram *et al.*, "Optimistic crash consistency," in *SOSP*, 2013.
- [17] V. Chidambaram *et al.*, "Consistency without ordering," in *FAST*, 2012.
- [18] J. Coburn *et al.*, "From ARIES to MARS: Transaction support for next-generation solid-state drives," in *SOSP*, 2013.
- [19] J. Coburn *et al.*, "NV-Heaps: making persistent objects fast and safe with next-generation, non-volatile memories," in *ASPLOS*, 2011.
- [20] J. Condit *et al.*, "Better I/O through byte-addressable, persistent memory," in *SOSP*, 2009.
- [21] H. David *et al.*, "Memory power management via dynamic voltage/frequency scaling," in *ICAC*, 2011.
- [22] G. Dhiman *et al.*, "PDRAM: a hybrid PRAM and DRAM main memory system," in *DAC*, 2009.
- [23] K. Doshi *et al.*, "Atomic persistence for scm with a non-intrusive backend controller," in *HPCA*, 2016.
- [24] S. R. Dulloor *et al.*, "System software for persistent memory," in *EuroSys*, 2014.
- [25] E. Ebrahimi *et al.*, "Fairness via source throttling: a configurable and high-performance fairness substrate for multi-core memory systems," in *ASPLOS*, 2010.
- [26] E. Ebrahimi *et al.*, "Prefetch-aware shared-resource management for multi-core systems," in *ISCA*, 2011.
- [27] E. Ebrahimi *et al.*, "Parallel application memory scheduling," in *MICRO*, 2011.
- [28] G. R. Ganger *et al.*, "Soft updates: a solution to the metadata update problem in file systems," *TOCS*, 2000.
- [29] S. Gopal *et al.*, "Speculative versioning cache," in *HPCA*, 1998.
- [30] J. Gray *et al.*, "The recovery manager of the System R database manager," *ACM Computing Surveys*, 1981.
- [31] T. Harris *et al.*, "Transactional memory," *Synthesis Lectures on Computer Architecture*, 2010.
- [32] M. Hashemi *et al.*, "Accelerating dependent cache misses with an enhanced memory controller," in *ISCA*, 2016.
- [33] M. Hashemi *et al.*, "Continuous runahead: Transparent hardware acceleration for memory intensive workloads," in *MICRO*, 2016.
- [34] H. Hassan *et al.*, "Chargecache: Reducing DRAM latency by exploiting row access locality," in *HPCA*, 2016.
- [35] H. Hassan *et al.*, "SoftMC: A flexible and practical open-source infrastructure for enabling experimental DRAM studies." *HPCA*, 2017.
- [36] P. Helland *et al.*, "Group commit timers and high volume transaction systems," Hewlett-Packard Laboratory, Tech. Rep., 1989.
- [37] M. Herlihy and J. E. B. Moss, "Transactional memory: Architectural support for lock-free data structures," in *ISCA*, 1993.
- [38] K. Hsieh *et al.*, "Transparent offloading and mapping (TOM): Enabling programmer-transparent near-data processing in gpu systems," in *ISCA*, 2016.
- [39] K. Hsieh *et al.*, "Accelerating pointer chasing in 3D-stacked memory: Challenges, mechanisms, evaluation," in *ICCD*, 2016.
- [40] Intel, "Intel architecture instruction set extensions programming reference, 319433-015," 2013.
- [41] Intel, "Intel® 64 and IA-32 architectures software developers manual," 2014.
- [42] E. Ipek *et al.*, "Self-optimizing memory controllers: A reinforcement learning approach," in *ISCA*, 2008.
- [43] J. Izraelevitz *et al.*, "Failure-atomic persistent memory updates via justdo logging," in *ASPLOS*, 2016.
- [44] C. Jacobi *et al.*, "Transactional memory architecture and implementation for ibm system z," in *MICRO*, 2012.
- [45] A. Jog *et al.*, "Orchestrated scheduling and prefetching for GPGPUs," in *ISCA*, 2013.
- [46] A. Jog *et al.*, "Exploiting core criticality for enhanced GPU performance," in *SIGMETRICS*, 2016.
- [47] A. Joshi *et al.*, "Efficient persist barriers for multicores," in *MICRO*, 2015.
- [48] J.-Y. Jung and S. Cho, "Memorage: Emerging persistent RAM based malleable main memory and storage architecture," in *ICS*, 2013.
- [49] O. Kayiran *et al.*, "Managing GPU concurrency in heterogeneous architectures," in *MICRO*, 2014.
- [50] H. Kim *et al.*, "Bounding memory interference delay in COTS-based multi-core systems," in *RTAS*, 2014.
- [51] H. Kim *et al.*, "Bounding and reducing memory interference in COTS-based multi-core systems," *Journal of Real-Time Systems*, 2016.
- [52] Y. Kim *et al.*, "ATLAS: A scalable and high-performance scheduling algorithm for multiple memory controllers," in *HPCA*, 2010.
- [53] Y. Kim *et al.*, "Thread cluster memory scheduling: Exploiting differences in memory access behavior," in *MICRO*, 2010.
- [54] Y. Kim *et al.*, "A case for exploiting subarray-level parallelism (SALP) in DRAM," in *ISCA*, 2012.
- [55] A. Kolli *et al.*, "High-performance transactions for persistent memories," in *ASPLOS*, 2016.
- [56] A. Kolli *et al.*, "Delegated persist ordering," in *MICRO*, 2016.
- [57] E. Kultursay *et al.*, "Evaluating STT-RAM as an energy-efficient main memory alternative," in *ISPASS*, 2013.
- [58] B. C. Lee *et al.*, "Architecting phase change memory as a scalable DRAM alternative," in *ISCA*, 2009.
- [59] B. C. Lee *et al.*, "Phase change memory architecture and the quest for scalability," *Communications of the ACM*, 2010.
- [60] B. C. Lee *et al.*, "Phase-change technology and the future of main memory," *IEEE Micro*, 2010.
- [61] C. J. Lee *et al.*, "Prefetch-aware DRAM controllers," in *MICRO*, 2008.
- [62] C. J. Lee *et al.*, "DRAM-aware last-level cache writeback: Reducing write-caused interference in memory systems," *UT Austin Tech Report*, 2010.
- [63] C. J. Lee *et al.*, "Improving memory bank-level parallelism in the presence of prefetching," in *MICRO*, 2009.
- [64] D. Lee *et al.*, "Simultaneous multi-layer access: Improving 3D-stacked memory bandwidth at low cost," *TACO*, 2016.
- [65] D. Lee *et al.*, "Adaptive-latency DRAM: Optimizing DRAM timing for the common-case," in *HPCA*, 2015.
- [66] D. Lee *et al.*, "Tiered-latency DRAM: A low latency and low cost DRAM architecture," in *HPCA*, 2013.
- [67] D. Lee *et al.*, "Decoupled direct memory access: Isolating CPU and IO traffic by leveraging a dual-data-port DRAM," in *PACT*, 2015.
- [68] J. Liu *et al.*, "RAIDR: Retention-aware intelligent DRAM refresh," in *ISCA*, 2012.
- [69] Y. Lu *et al.*, "Octopus: an RDMA-enabled distributed persistent memory file system," in *USENIX ATC*, 2017.
- [70] Y. Lu *et al.*, "LightTx: A lightweight transactional design in flash-based SSDs to support flexible transactions," in *ICCD*, 2013.
- [71] Y. Lu *et al.*, "High-performance and lightweight transaction support in flash-based SSDs," *IEEE Transactions on Computers*, 2015.
- [72] Y. Lu *et al.*, "Supporting system consistency with differential transactions in flash-based SSDs," *IEEE Transactions on Computers*, 2016.
- [73] Y. Lu *et al.*, "Blurred persistence in transactional persistent memory," in *MSST*, 2015.
- [74] Y. Lu *et al.*, "Blurred persistence: Efficient transactions in persistent memory," *TOS*, 2016.
- [75] Y. Lu *et al.*, "Loose-ordering consistency for persistent memory," in *ICCD*, 2014.
- [76] Y. Lu *et al.*, "ReconFS: A reconstructable file system on flash storage," in *FAST*, 2014.
- [77] Y. Lu *et al.*, "Extending the lifetime of flash-based storage through reducing write amplification from file systems," in *FAST*, 2013.
- [78] Y. Lu *et al.*, "TxCache: Transactional cache using byte-addressable non-volatile memories in SSDs," in *NVMSA*, 2014.
- [79] J. Meza *et al.*, "Enabling efficient and scalable hybrid memories using fine-granularity DRAM cache management," *IEEE CAL*, 2012.
- [80] J. Meza *et al.*, "A case for small row buffers in non-volatile main memories," in *ICCD*, 2012.
- [81] J. Meza *et al.*, "A case for efficient hardware/software cooperative management of storage and memory," in *WEED*, 2013.
- [82] C. Mohan *et al.*, "ARIES: a transaction recovery method supporting fine-granularity locking and partial rollbacks using write-ahead logging," *TODS*, 1992.
- [83] I. Moraru *et al.*, "Persistent, protected and cached: Building blocks for main memory data stores," PDL, CMU, Tech. Rep., 2011.
- [84] T. Moscibroda and O. Mutlu, "Memory performance attacks: Denial of memory service in multi-core systems," in *USENIX Security*, 2007.
- [85] T. Moscibroda and O. Mutlu, "Distributed order scheduling and its application to multi-core DRAM controllers," in *PODC*, 2008.

- [86] S. P. Muralidhara *et al.*, "Reducing memory interference in multicore systems via application-aware memory channel partitioning," in *MICRO*, 2011.
- [87] O. Mutlu, "Memory scaling: A systems architecture perspective," in *MEMCON*, 2013.
- [88] O. Mutlu and T. Moscibroda, "Stall-time fair memory access scheduling for chip multiprocessors," in *MICRO*, 2007.
- [89] O. Mutlu and T. Moscibroda, "Parallelism-aware batch scheduling: Enhancing both performance and fairness of shared DRAM systems," in *ISCA*, 2008.
- [90] O. Mutlu *et al.*, "Runahead execution: An alternative to very large instruction windows for out-of-order processors," in *HPCA*, 2003.
- [91] O. Mutlu and L. Subramanian, "Research problems and opportunities in memory systems," *SUPERFRI*, 2014.
- [92] S. Nalli *et al.*, "An analysis of persistent memory use with whisper," in *ASPLOS*, 2017.
- [93] D. Narayanan and O. Hodson, "Whole-system persistence," in *ASPLOS*, 2012.
- [94] J. Ou *et al.*, "A high performance file system for non-volatile main memory," in *EuroSys*, 2016.
- [95] X. Ouyang *et al.*, "Beyond block I/O: Rethinking traditional storage primitives," in *HPCA*, 2011.
- [96] Y. N. Patt *et al.*, "HPS, a new microarchitecture: rationale and introduction," in *MICRO*, 1985.
- [97] G. Pekhimenko *et al.*, "A case for toggle-aware compression for GPU systems," in *HPCA*, 2016.
- [98] G. Pekhimenko *et al.*, "Linearly compressed pages: a low-complexity, low-latency main memory compression framework," in *MICRO*, 2013.
- [99] S. Pelley *et al.*, "Memory persistency," in *ISCA*, 2014.
- [100] V. Prabhakaran *et al.*, "Transactional flash," in *OSDI*, 2008.
- [101] M. K. Qureshi *et al.*, "Phase change memory: From devices to systems," *Synthesis Lectures on Computer Architecture*, 2011.
- [102] M. K. Qureshi *et al.*, "Enhancing lifetime and security of PCM-based main memory with start-gap wear leveling," in *MICRO*, 2009.
- [103] M. K. Qureshi *et al.*, "Scalable high performance main memory system using phase-change memory technology," in *ISCA*, 2009.
- [104] R. Ramakrishnan and J. Gehrke, *Database management systems*. Osborne/McGraw-Hill, 2000.
- [105] J. Ren *et al.*, "ThyNVM: Enabling software-transparent crash consistency in persistent memory systems," in *MICRO*, 2015.
- [106] M. I. Seltzer *et al.*, "Journaling versus soft updates: Asynchronous meta-data protection in file systems," in *USENIX ATC*, 2000.
- [107] V. Seshadri *et al.*, "The dirty-block index," in *ISCA*, 2014.
- [108] V. Seshadri *et al.*, "RowClone: fast and energy-efficient in-DRAM bulk data copy and initialization," in *MICRO*, 2013.
- [109] V. Seshadri *et al.*, "Gather-scatter DRAM: In-DRAM address translation to improve the spatial locality of non-unit strided accesses," in *MICRO*, 2015.
- [110] V. Seshadri *et al.*, "Page overlays: An enhanced virtual memory framework to enable fine-grained memory management," in *ISCA*, 2015.
- [111] M. Shihab *et al.*, "Couture: Tailoring STT-MRAM for persistent main memory," in *INFLOW*, 2016.
- [112] L. Subramanian *et al.*, "The blacklisting memory scheduler: Achieving high performance and fairness at low cost," in *ICCD*, 2014.
- [113] L. Subramanian *et al.*, "BLISS: Balancing performance, fairness and complexity in memory access scheduling," *TPDS*, 2016.
- [114] L. Subramanian *et al.*, "The application slowdown model: Quantifying and controlling the impact of inter-application interference at shared caches and main memory," in *MICRO*, 2015.
- [115] L. Subramanian *et al.*, "MISE: Providing performance predictability and improving fairness in shared main memory systems," in *HPCA*, 2013.
- [116] L. Sun *et al.*, "DP2: Reducing transaction overhead with differential and dual persistency in persistent memory," in *CF*, 2015.
- [117] R. M. Tomasulo, "An efficient algorithm for exploiting multiple arithmetic units," *IBM J. Res. Dev.*, 1967.
- [118] S. C. Tweedie, "Journaling the Linux ext2fs filesystem," in *The Fourth Annual Linux Expo*, 1998.
- [119] H. Usui *et al.*, "DASH: Deadline-aware high-performance memory scheduler for heterogeneous systems with hardware accelerators," *TACO*, 2016.
- [120] S. Venkataraman *et al.*, "Consistent and durable data structures for non-volatile byte-addressable memory," in *FAST*, 2011.

- [121] H. Volos *et al.*, "Mnemosyne: lightweight persistent memory," in *ASPLOS*, 2011.
- [122] X. Wu and A. L. N. Reddy, "SCMFS: a file system for storage class memory," in *SC*, 2011.
- [123] H. Yoon *et al.*, "Row buffer locality aware caching policies for hybrid memories," in *ICCD*, 2012.
- [124] H. Yoon *et al.*, "Efficient data mapping and buffering techniques for multilevel cell phase-change memories," *TACO*, 2015.
- [125] J. Zhao *et al.*, "Kiln: Closing the performance gap between systems with and without persistence support," in *MICRO*, 2013.
- [126] J. Zhao *et al.*, "FIRM: Fair and high-performance memory control for persistent memory systems," in *MICRO*, 2014.
- [127] P. Zhou *et al.*, "A durable and energy efficient main memory using phase change memory technology," in *ISCA*, 2009.



Youyou Lu is a postdoctoral researcher at the Department of Computer Science and Technology, Tsinghua University. His current research interests include non-volatile memories and file systems. He obtained his B.S. degree in Computer Science from Nanjing University in 2009, and his Ph.D degree in Computer Science from Tsinghua University in 2015. He is a Member of the IEEE.



Jiwu Shu is a professor in the Department of Computer Science and Technology at Tsinghua University. His current research interests include storage security and reliability, non-volatile memory based storage systems, and parallel and distributed computing. He obtained his Ph.D degree in Computer Science from Nanjing University in 1998, and finished his postdoctoral research at Tsinghua University in 2000. Since then, he has been teaching at Tsinghua University. He is a Senior Member of the IEEE.



Long Sun received his Master degree in the Department of Computer Science and Technology at Tsinghua University in 2015, and his B.S. degree in Computer Science from Zhejiang University in 2012. His research interests include non-volatile memories.



Onur Mutlu is a Full Professor of Computer Science at ETH Zurich. He is also a faculty member at Carnegie Mellon University, where he previously held the William D. and Nancy W. Strecker Early Career Professorship. His current broader research interests are in computer architecture, systems, and bioinformatics. He is especially interested in interactions across domains and between applications, system software, compilers, and microarchitecture, with a major current focus on memory and storage systems. He obtained his Ph.D. and M.S. in ECE from the University of Texas at Austin and B.S. degrees in Computer Engineering and Psychology from the University of Michigan, Ann Arbor. His industrial experience spans starting the Computer Architecture Group at Microsoft Research (2006-2009), and various product and research positions at Intel Corporation, Advanced Micro Devices, Google, and VMware. He received the inaugural IEEE Computer Society Young Computer Architect Award, the inaugural Intel Early Career Faculty Award, faculty partnership awards from various companies, and a healthy number of best paper or Top Pick paper recognitions at various computer systems and architecture venues. His computer architecture course lectures and materials are freely available on YouTube, and his research group makes software artifacts freely available online. For more information, please see his webpage at <https://people.inf.ethz.ch/omutlu>.